

INVESTORS' SOAPBOX AM

Xtandi Beats Casodex, Set to Top Zytiga

Medivation's prostate-cancer drug is generating strong data but the stock already reflects much of the potential.

Email | Print | 0 Comments | Order Reprints

April 3, 2015

RBC Capital Markets

As expected, Medivation's Xtandi handily beat AstraZeneca's Casodex in the STRIVE prostate-cancer study, too.

Median progression-free survival (PFS) of 19.4 for Medivation's (ticker: [MDVN](#)) Xtandi versus 5.7 months for AstraZeneca's ([AZN](#)) Casodex in the STRIVE study, versus 15.7 versus 5.8 months (Xtandi versus Casodex) in the TERRAIN study. The longer PFS in STRIVE versus TERRAIN is expected, given that STRIVE included both M0 and M1 (both nonmetastatic and metastatic) patients (396 patients, all U.S.), while TERRAIN included only M1 (metastatic castration-resistant prostate cancer (CRPC)) patients (375 patients in North America and Europe).

Median time on treatment was 14.7 versus 8.4 months for Xtandi versus Casodex, respectively, and 11.7 versus 5.8 months in TERRAIN. Adverse events (AEs) were reported in 29.4% versus 28.3% (Xtandi versus Casodex) in STRIVE, and 31.1% versus 23.3% in TERRAIN. G3 or higher cardiac AEs were 5.1% versus 4.0% (Xtandi versus Casodex), in line with 5.5% versus 2.1% in TERRAIN. There was one seizure in the Xtandi arm versus none in the Casodex arm, versus two for Xtandi and none for Casodex, in TERRAIN.

The data are positive and very consistent with the TERRAIN data and confirm the drug's good activity and safety. Seizures are still there, but one in about 200 patients in STRIVE and two in about 200 in TERRAIN, but this looks like an acceptable risk/benefit and physicians have already been comfortable with it. We believe these data will help the drug get additional penetration in the pre-chemo setting, where we believe it will have the upper hand due to convenience. However, the more advanced stages of the disease will require Phase 3 data, which will take many years to read out.

We believe Xtandi is a very active and well-tolerated agent that would have the upper hand in the pre-chemo setting given Zytiga's need for steroid use, so we project that Xtandi will eventually become the dominant player in these settings. However, given that Medivation shares this asset with Astellas Pharma [of Japan] (gets 50% of U.S. sales, low-teens to low-20s royalties outside the U.S.), and despite projecting very generous Xtandi sales (\$9 billion in 2026), we think Medivation shares already reflect the drug's potential and we would look for a better entry point into this story.

[We rate Medivation at **Sector Perform.**]

-- Simos Simeonidis

The opinions contained in Investors' Soapbox in no way represent those of Barrons.com or Dow Jones & Company, Inc. The opinions expressed are those of the newsletter's writer(s) or analysts at research firms. Some of the research firms have provided, or hope to provide, investment-banking or other services to the companies being analyzed.




To be considered for the Soapbox feature, please submit an original article of less than 1,000 words to

Most Popular

- [Bet on a Gilead Rally](#)
- [Byron Wien Sees Global Dark Clouds Clearing](#)
- [6 Great Investors Explain What Makes Stocks Rise](#)
- [What to Expect for Baidu, Alibaba, Tencent Earnings](#)
- [SeaWorld Can Leap 30%](#)

[SEE FULL LIST](#)

Latest Market Videos

- [The Cutting Edge in Private Jets](#) 
- [Apple Stock: Here's Why Earnings Disappointed](#) 
- [What Can Apple Do to Please Wall Street?](#) 

Comments? E-mail us at editors@barrons.com

Email Print 0 Comments Order Reprints



Latest in Investors' Soapbox AM

1. **StemCells to Rebound From Suit Dismissal**
2. **Sirius XM a Sole Sector Winner**
3. **Citibank, Bank of New York Are Winners**
4. **Best Home-Building Ideas Are Nuts and Bolts**
5. **Semiconductors Sidelined for the Season**

Add a Comment

All comments will display your real name. Include hometown for possible inclusion in Barron's magazine. Please comply with guidelines.

[Read Comments](#)

Want to participate in the discussion?

[SUBSCRIBE NOW ▶](#)

Already a subscriber? [Log In](#) for complete access.

[CLEAR](#) [POST](#)



[Return to Top](#)

[Customer Service](#)

[Create an Account](#)

[About Barrons.com](#)

[Also From Barron's](#)

[Tools & Services](#)

[Customer Center](#)

[Subscribe to Barron's](#)

[Advertising](#)

[Conferences](#)

[Mobile Site](#)

[Contact Us](#)

[Magazine Subscribers:
Activate Your Digital Access](#)

[Masthead](#)

[Reprints](#)

[Email Newsletters](#)

[Live Help](#)

[Privacy Policy](#)

[Classifieds](#)

[Barron's on iPad/iPhone](#)

[Cookie Policy](#)

[College Program](#)

[Barron's on Android](#)

[Data Policy](#)

[Find a Broker](#)

[Portfolio](#)

[Copyright Policy](#)

[Barron's in Japanese](#)

[Video](#)

[Subscriber Agreement
& Terms of Use](#)

[Annual Reports](#)

[Your Ad Choices](#)

[StockGrader](#)

[Community Guidelines](#)

[Barron's 400](#)

[Economic Calendar](#)

[Stock & Mutual Fund Listings](#)

[Commodities, Options
& Annuities Listings](#)

[Fund Prospectuses](#)

Copyright ©2015 Dow Jones & Company, Inc. All Rights Reserved.