

The Intramolecular Asymmetric Pauson–Khand Cyclization as a Novel and General Stereoselective Route to Benzindene Prostacyclins: Synthesis of UT-15 (Treprostinil)

Robert M. Moriarty,^{*,†} Neena Rani,[‡] Livia A. Enache,[§] Munagala S. Rao,[§] Hitesh Batra,[‡] Liang Guo,[‡] Raju A. Penmasta,[‡] James P. Staszewski,[‡] Sudersan M. Tuladhar,[‡] Om Prakash,[‡] David Crich,[†] Anca Hirtopeanu,^{†,||} and Richard Gilardi[†]

Department of Chemistry (M/C 111), University of Illinois at Chicago, Chicago, Illinois 60607, United Therapeutics, Chicago, Illinois 60612, deCODE Genetics, Inc., Chicago, Illinois 60612, Institute of Organic Chemistry, C.D. Nenitescu, Bucharest, Romania, and Laboratory for the Structure of Matter, Naval Research Laboratory, Washington, DC 20375

Received June 5, 2003

A general and novel solution to the synthesis of biologically important stable analogues of prostacyclin PGI₂, namely benzindene prostacyclins, has been achieved via the stereoselective intramolecular Pauson–Khand cyclization (PKC). This work illustrates for the first time the synthetic utility and reliability of the asymmetric PKC route for synthesis and subsequent manufacture of a complex drug substance on a multikilogram scale. The synthetic route surmounts issues of individual step stereoselectivity and scalability. The key step in the synthesis involves efficient stereoselection effected in the PKC of a benzoenyne under the agency of the benzylic OTBDMS group, which serves as a temporary stereodirecting group that is conveniently removed via benzylic hydrogenolysis concomitantly with the catalytic hydrogenation of the enone PKC product. Thus the benzylic chiral center dictates the subsequent stereochemistry of the stereogenic centers at three carbon atoms (C_{3a}, C_{9a}, and C₁).

Prostacyclin (PGI₂) (**1**) is an important physiological prostanoid and occurs as a major metabolic product from arachidonic acid throughout the vasculature and is produced in the endothelium and in smooth muscles.^{1a–r} PGI₂ is the most potent endogenous vasodilator in both

systemic and pulmonary circulation. It exerts effects on vascular smooth muscle cells and inhibits both platelet aggregation and adhesion.^{2a–f} These biological activities are relevant to a broad range of cardiovascular diseases including congestive heart failure, peripheral vascular disease, myocardial ischemia, and pulmonary hypertension.^{3a–r} Use of PGI₂ as a drug for coronary disease has not been fruitful because of the fleeting half-life of this compound (~10 min at pH 7.6 at 25 °C).⁴ The ability to inhibit platelet aggregation in plasma samples is lost within 5 min.⁵ Application of PGI₂ to disease therapy presents a typical drug delivery challenge that is dealt with either mechanically by an appropriate pharmaceutical device or chemically by synthesizing a hydrolytically stable analogue that retains the biological activity. The first option currently is used for the treatment of pulmonary hypertension in which an aqueous solution of PGI₂ sodium salt (chemical name, epoprostenol; trade name Flolan) is pumped continuously and intravenously through a catheter permanently placed in the patient's chest via a portable external pump. PGI₂ is light sensitive and must be stored between 15 and 25 °C, and the formulation in a buffer solution must be prepared by the patient on a daily basis.⁶ The PGI₂ is thereby introduced directly

* To whom correspondence should be addressed.

[†] Department of Chemistry (M/C 111), University of Illinois at Chicago, 845 W. Taylor St., Room 4500.

[‡] United Therapeutics.

[§] deCODE Genetics, Inc..

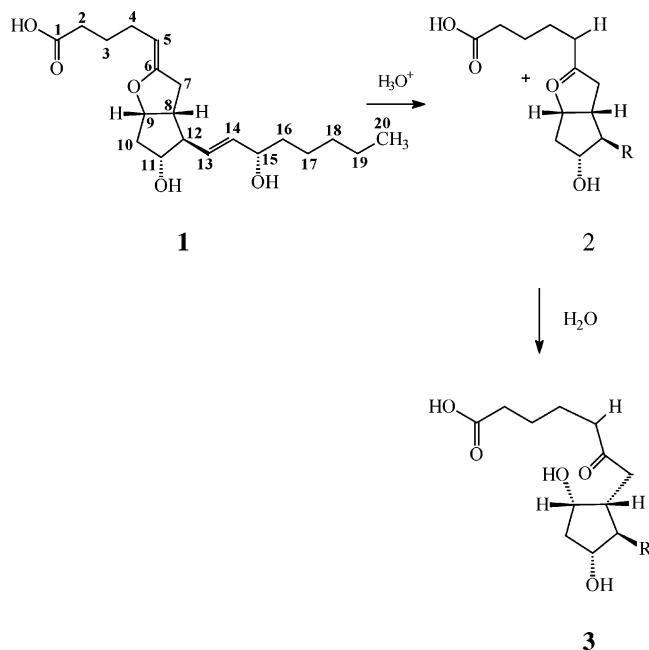
^{||} Institute of Organic Chemistry, C.D. Nenitescu.

[†] Naval Research Laboratory.

(1) (a) Moncada, S.; Gryglewski, R.; Bunting, S.; Vane, J. R. *Nature* **1976**, *263*, 663–665. (b) Johnson, R. A.; Morton, D. R.; Kinner, J. H.; Gorman, R. R.; McGuire, J. C.; Whittaker, N.; Bunting, S.; Salmon, J.; Moncada, S. *Prostaglandins* **1976**, *12*, 915–928. (c) Vane, J. R.; Bergstrom, S., Eds. *Prostacyclin*; Raven Press: New York, 1979. (d) Moncada, S.; Vane, J. R. *Pharmacol. Rev.* **1979**, *30*, 293–331. (e) Bunting, S.; Gryglewski, R.; Moncada, S.; Vane, J. R. *Prostaglandins* **1976**, *12*, 897–913. (f) Moncada, S.; Herman, A. G.; Higgs, E. A.; Vane, J. R. *Thromb. Res.* **1977**, *11*, 323–344. (g) Marcus, A. J.; Weksler, B. B.; Jaffe, E. A. *Biol. Chem.* **1978**, *253*, 7138–7141. (h) Weksler, B. B.; Marcus, A. J.; Jaffe, E. A. *Proc. Natl. Acad. Sci. U.S.A.* **1977**, *74*, 3922–3926. (i) MacIntyre, D. E.; Pearson, J. D.; Gordon, J. L. *Nature* **1978**, *271*, 549–551. (j) Nakagawa, O.; Tanaka, I.; Usui, T.; Harada, M.; Sasaki, Y.; Itoh, H.; Yoshimasa, T.; Namba, T.; Narumiya, S.; Nakao, K. *Circulation* **1994**, *90*, 1643–1647. Syntheses of PGI₂: (k) Corey, E. J.; Keck, G. E.; Szekely, I. *J. Am. Chem. Soc.* **1977**, *99*, 2006–2008. (l) Johnson, R. A.; Lincoln, F. H.; Thompson, J. L.; Nidy, E. G.; Mizensak, S. A.; Axen, U. *J. Am. Chem. Soc.* **1977**, *99*, 4182–4184. (m) Johnson, R. A.; Lincoln, F. H.; Nidy, E. G.; Schneider, W. P.; Thompson, J. L.; Axen, U. *J. Am. Chem. Soc.* **1978**, *100*, 7690–7705. (n) Corey, E. J.; Pearce, H. L.; Szekely, I.; Ishiguro, M. *Tetrahedron Lett.* **1978**, *19*, 1023–1026. (o) Tomoskozi, I.; Galambos, G.; Simonidez, V.; Kovacs, G. *Tetrahedron Lett.* **1977**, *18*, 2627–2628. (p) Tomoskozi, I.; Galambos, G.; Kovacs, G.; Gruber, L. *Tetrahedron Lett.* **1979**, *20*, 1927–1930. (q) Nicolaou, K. C.; Barnette, W. F.; Gasic, G. P.; Magolda, R. L.; Sipio, W. J. *J. Chem. Soc., Chem. Commun.* **1977**, 630–631. (r) Fried, J.; Barton, J. *Proc. Natl. Acad. Sci. U.S.A.* **1977**, *74*, 2199–2203.

(2) (a) Tateson, J. E.; Moncada, S.; Vane, J. R. *Prostaglandins* **1977**, *13*, 389–397. (b) Higgs, E. A.; Moncada, S.; Vane, J. R.; Caen, J. P.; Michel, H.; Tobelem, G. *Prostaglandins* **1978**, *16*, 17–22. (c) Flower, R. J.; Cardinal, D. C.; Prostacyclin; Vane, J. R.; Bergstrom, S., Eds. *Raven Press: New York, 1979*; pp 211–216. (d) Gorman, R. R.; Bunting, S.; Miller, O. V. *Prostaglandins* **1977**, *13*, 377–388. (e) Ubatuba, F. B.; Moncada, S.; Vane, J. R. *Thromb. Haemostasis* **1979**, *41*, 425–434. (f) Cooper, B.; Schafer, A. I.; Puchalsky, D.; Handin, R. I. *Prostaglandins* **1979**, *17*, 561–571.

into the pulmonary arterial system. This is a difficult therapy and one can appreciate the strong motivation to discover an active, stable analogue that could be administered in a less invasive manner either orally or subcutaneously. From a chemical viewpoint one can readily understand the hydrolytic lability of PGI₂ on the basis of the presence of the *Z*-vinyl ether group. Protonation of **1** yields the oxonium ion **2** followed by ring opening of the derived hemiketal to yield 6-keto-PGF₁α (**3**).^{7a} Additional driving force for the rapid hydrolysis has been proposed to involve the carboxylate form of **2**⁴ and proven in an elegant kinetic study.^{7b}



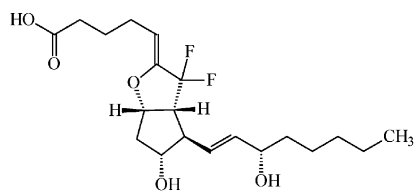
Syntheses of stable analogues as potential drugs have used this mechanism as a point of departure. Thus substitution of geminal fluorine atoms at C₇ destabilizes

(3) (a) Gimson, A. E. S.; Langley, P. G.; Hughes, R. D.; Canalese, J.; Mellon, D. J.; Williams, R.; Woods, H. F.; Weston, M. J. *Lancet* **1980**, *1*, 173–175. (b) Braude, S.; Gimson, A. S.; Williams, R. *Intensive Care Med.* **1981**, *7*, 101–103. (c) Woods, H. F.; Ash, G.; Weston, M. J.; Bunting, S.; Moncada, S.; Vane, J. R. *Lancet* **1978**, *2*, 1075–1077. (d) Turney, J. H.; Williams, L. C.; Fewell, M. R.; Parsons, V.; Weston, M. J. *Lancet* **1980**, *2*, 219–222. (e) Zusman, R. M.; Rubin, R. H.; Cato, A. E.; Cocchetto, D. M.; Crow, J. W.; Tolkoﬀ-Rubin, N. *N. Engl. J. Med.* **1981**, *304*, 934–939. (f) Longmore, D. B.; Bennett, G.; Gueirra, D.; Smith, M.; Bunting, S.; Moncada, S.; Reed, P.; Read, N. G.; Vane, J. R. *Lancet* **1979**, *1*, 1002–1005. (g) Longmore, D. B.; Bennett, J. G.; Hoyle, P. M.; Smith, M. A.; Gregory, A.; Osivand, T.; Jones, W. A. *Lancet* **1981**, *1*, 800–803. (h) Walker, I. D.; Davidson, J. F.; Faichney, A.; Wheatly, D. J.; Davidson, K. G. *Br. J. Haematol.* **1981**, *49*, 415–423. (i) Radegran, K.; Aren, C.; Teger-Nilsson, A.-C. *J. Thorac. Cardiovasc. Surg.* **1982**, *83*, 205–211. (j) Sinzinger, H.; O'Grady, J.; Cromwell, M.; Hofer, R. *Lancet* **1983**, *1*, 1275–1276. (k) Szczeklik, A.; Nizankowski, R.; Skawinski, S.; Szczeklik, J.; Glusko, P.; Gryglewski, R. *J. Lancet* **1979**, *1*, 1111–1114. (l) Lewis P. J.; O'Grady, J., Eds. *Clinical Pharmacology of Prostacyclin*; Raven Press: New York, 1981. (m) Belch, J. J.; Newman, P.; Drury, J. K.; McKenzie, F.; Capell, H.; Leiberman, P.; Forbes, C. D.; Prentice, C. R. *Lancet* **1983**, *1*, 313–315. (n) Belch, J. J.; McKay, A.; McArdle, B.; Leiberman, P.; Pollock, J. G.; Lowe, G. D.; Forbes, C. D.; Prentice, C. R. M. *Lancet* **1983**, *1*, 315–317. (o) Rubin, L. J.; Groves, B. M.; Reeves, J. T.; Frosolono, M.; Handel, F.; Cato, A. E. *Circulation* **1982**, *66*, 334–338. (p) Yui, Y.; Nakajima, H.; Kawai, C.; Murakami, T. *Am. J. Cardiol.* **1982**, *50*, 320–324. (q) Gryglewski, R. J.; Nowak, S.; Kostka-Trabka, E.; Bieron, K.; Dembinska-Kiec, A.; Blaszczyk, B.; Kusmiderski, J.; Markowska, E.; Szmatała, S. *Pharmacol. Res. Commun.* **1982**, *14*, 879–908. (r) Vane, J.; O'Grady, J., Eds. *Therapeutic Applications of Prostaglandins*,

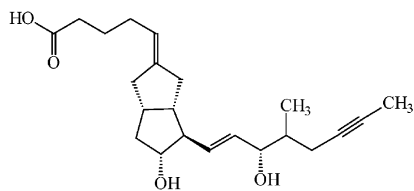
intermediate **2** and this compound is called APF-07 **4**.⁸ Removal of the C_{5–6} double bond yields 6β- and 6α-PGI₁^{9a–e} or formal removal of the oxygen atom and replacement by a methylene group generates the class of analogues called carbaprostacyclins.^{10a–f} These analogues do not possess the reactive vinyl ether system and prominent examples are iloprost **5**,¹¹ cicaprost **5a**,¹² and eptaloprost **5b**^{13a–d} which are differentiated by variations in the side chains. Replacement of the oxygen atom by sulfur as well as nitrogen has been reported, e.g. (5*Z*)-6,9-thiaprostacyclin^{14a–d} and 9-deoxy-9α-nitrilo-PGF₁.^{15a,b} Finally, the *Z*-vinyl ether can be embedded in an aryl ether motif as in beraprost (**6**)^{16a–e} or UT-15 (**7**).^{17a–c} UT-15 (**7**) belongs to a class of stable analogues of PGI₂ called

(4) Cho, M. J.; Allen, M. A. *Prostaglandins* **1978**, *15*, 943–954.
 (5) Whittle, B. J. R.; Moncada, S.; Vane, J. R. *Prostaglandins* **1978**, *16*, 373–388.
 (6) Epoprostenol sodium is a Glaxo Smith Kline drug. For the synthesis of the sodium salt see: Whittaker, N. *Tetrahedron Lett.* **1977**, *32*, 2805–2808.
 (7) (a) Johnson, R. A.; Morton, D. R.; Kinner, J. H.; Gorman, R. R.; McGuire, J. C.; Sun, F. F.; Whittaker, N.; Bunting, S.; Solomon, J.; Moncada, S.; Vane, J. R. *Prostaglandins* **1976**, *12*, 915–928. (b) Bergman, N. A.; Chiang Y.; Jansson, M.; Kresge, A. J.; Ya, Y. *J. Chem. Soc., Chem. Commun.* **1986**, 1366–1368.
 (8) Nakano, T.; Makino, M.; Morizawa, Y.; Matsumura, Y. *Angew. Chem., Int. Ed. Engl.* **1996**, *35*, 1019–1021.
 (9) (a) Johnson, R. A.; Lincoln, F. H.; Nidy, E. G.; Schneider, W. P.; Thompson, J. L.; Axen, U. *J. Am. Chem. Soc.* **1978**, *100*, 7690–7705. (b) Togna, G.; Gandolfi, C.; Andreoni, A.; Fumagalli, A.; Passarotti, C.; Faustini, F.; Patrono, C. *Pharmacol. Res. Commun.* **1977**, *9*, 909–916. (c) Whittle, B. J. R.; Boughton-Smith, N. K.; Moncada, S.; Vane, J. R. *J. Pharm. Pharmacol.* **1978**, *30*, 597–599. (d) Nelson, N. A. *J. Am. Chem. Soc.* **1977**, *99*, 7362–7363. (e) Whittle, B. J. R.; Moncada, S.; Vane, J. R. In *Medicinal Chemistry Advances*; de las Heras, F. G., Vega, S., Eds.; Pergamon Press: Oxford, UK, 1981; pp 141–158.
 (10) (a) Nicolaou, K.; Sipio, W. J.; Magolda, R. L.; Seitz, S.; Barnette, W. E. *J. Chem. Soc., Chem. Commun.* **1978**, 1067–1068. (b) Kojima, K.; Sakai, K. *Tetrahedron Lett.* **1976**, *17*, 101–104. (c) Morton, D. R.; Brokaw, F. C. *J. Org. Chem.* **1979**, *44*, 2880–2887. (d) Ceserani, R.; Grossoni, M.; Longiave, D.; Mizzotti, B.; Pozzi, O.; Dembinska-Kiec, A.; Bianco, S. *Prostaglandins Med.* **1980**, *5*, 131–139. (e) Morita, A.; Mori, M.; Hasegawa, K.; Kojima, K.; Kobayashi, S. *Life Sci.* **1980**, *27*, 695–701. (f) Whittle, B. J. R.; Steel, G.; Boughton-Smith, N. K. *J. Pharm. Pharmacol.* **1980**, *32*, 603–604.
 (11) Bursch, W.; Schulte-Hermann, R. In *Prostacyclin and its Stable Analogue Iloprost*; Gryglewski R. I., Stock, G., Eds.; Springer: Berlin, Germany, 1987; pp 257–268.
 (12) Skuballa, W.; Vorbrueggen, H. *Angew. Chem.* **1981**, *93*, 1080–1081.
 (13) (a) Shibasaki, M.; Torisawa, Y.; Ikegami, S. *Tetrahedron Lett.* **1983**, *24*, 3493–3496. (b) Skuballa, W.; Schillinger, E.; Stuerzbecher, S.; Vorbrueggen, H. *J. Med. Chem.* **1986**, *29*, 313–315. (c) Ohno, K.; Nishiyama, H.; Nagase, H.; Matsumoto, K.; Ishikawa, M. *Tetrahedron Lett.* **1990**, *31*, 4489–4492. (d) Bartmann, W.; Beck, G. *Angew. Chem.* **1982**, *94*, 767–780; *Angew. Chem., Int. Ed. Engl.* **1982**, *21*, 751.
 (14) (a) Nicolaou, K. C.; Barnette, W. E.; Magolda, R. L. *J. Am. Chem. Soc.* **1981**, *103*, 3472–3480. (b) Gryglewski, R. J.; Nicolaou, K. C. *Experientia* **1978**, *34*, 1336–1338. (c) Lefer, A. M.; Trachte, G. J.; Smith, J. B.; Barnette, W. E.; Nicolaou, K. C. *Life Sci.* **1979**, *25*, 259–263. (d) Horii, D.; Kanayama, T.; Mori, M.; Shibasaki, M.; Ikegami, S. *Eur. J. Pharmacol.* **1978**, *51*, 313–316.
 (15) (a) Bundy, G. L.; Baldwin, J. M. *Tetrahedron Lett.* **1978**, *19*, 1371–1374. (b) Lock, J. E.; Coceani, F.; Hamilton, F.; Greenaway-Coates, A.; Olley, P. M. *J. Pharmacol. Exp. Ther.* **1980**, *215*, 156–159.
 (16) (a) Kurihara, I.; Sahara, T.; Kato, H. *Br. J. Pharmacol.* **1990**, *99*, 91–96. (b) Toda, N. *Cardiovasc. Drug Rev.* **1988**, *6*, 222–238. (c) Nishio, S.; Matsuura, H.; Kanai, N.; Fukatsu, Y.; Hirano, T.; Nishikawa, N.; Nameoka, K.; Umetsu, T. *Jpn. J. Pharmacol.* **1988**, *47*, 1–10. (d) Umetsu, T.; Murata, T.; Tanaka, Y.; Osada, E.; Nishio, S. *Jpn. J. Pharmacol.* **1986**, *43*, 81–90. (e) Akiba, T.; Miyazaki, M.; Toda, N. *Br. J. Pharmacol.* **1986**, *89*, 703–711.
 (17) (a) Aristoff, P. A.; Harrison, A. W.; Aiken, J. W.; Gorman, R. R.; Pike, J. E. In *Advances in Prostaglandin Thromboxane and Leukotriene Research*; Samuelsson, B., Paoletti, R., Ramwell, P. W., Eds.; Raven Press: New York, 1983; Vol. 11, pp 267–274. (b) UT-15 has also been variously known as Uniprost, BW-15AU, LRX-15, U-62840, 15AU81, and finally Remodulin. (c) Sorbera, L. A.; Rabassada,

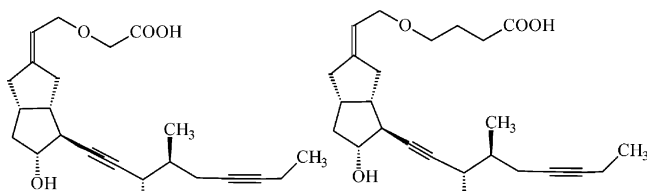
benzindene prostacyclins that are differentiated by the structure of their side chains.^{18a–c}



4

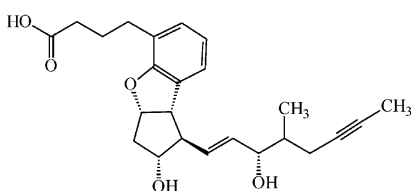


5

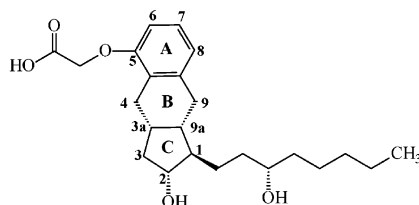


5a

5b



6



7

To date, UT-15 (7) has proven effective in the treatment of pulmonary hypertension, a debilitating and often fatal lung disease, for which Flolan mentioned above has been the main therapy available.^{19a–f} UT-15 (7) has a longer biological half-life and is not degraded upon

passage through the lungs.²⁰ In further contrast to Flolan, UT-15 is delivered subcutaneously via a micro-infusion device thus avoiding the risk of sepsis infection encountered with catheter delivery. UT-15 (7) retains all the biological activity of PGI₂. UT-15 has been investigated for use in severe congestive heart failure,^{21a–c} severe intermittent claudication,^{22a,b} and immunosuppression.^{23a–c} Furthermore, UT-15 has an antiproliferative effect on human pulmonary arterial smooth muscle cells.²⁴ To meet the demands of producing multikilogram quantities of UT-15 (7) needed in the course of drug development, an efficient and economical synthesis had to be devised. The essential requirements for any large-scale, multistep synthesis of a molecule of the complexity of UT-15 (7) are very high overall stereoselectivity, high overall chemical yield, and scalability of individual steps to multigram quantities. Inspection of the structure of this molecule reveals the presence of five chiral centers and the molecule can be viewed as a benzoannulated hydrindane with the BC ring system reminiscent of the CD ring system of steroids.

Benzindene prostacyclin UT-15 (7), [(1*R*,2*R*,3*a*,5*a*,9*a*)-2,3,3*a*,4,9,9*a*-hexahydro-2-hydroxy-1-[(3*S*)-3-hydroxyoctyl]-1-*H*-benz[*f*]inden-5-yl]oxy]acetic acid, has been synthesized previously by Upjohn chemists using an approach in which the AB ring system is introduced in the form of 9-methoxy-2-tetralone (8), which is converted to racemic 9, followed by an intramolecular Wadworth–Emmons–Wittig cyclopentanone annulation using the homochiral side chain 10 with no stereochemical control in the creation of the C_{3a} chiral center in 11.²⁵ UT-15 (7) was synthesized in 14 steps following the route of Scheme 1. Stereochemistry was introduced rather late in the synthesis in the form of the homochiral side chain 10 in this general route to benzindene prostacyclins differing in the C₁ side chain. Unfortunately, this low level of control of stereochemistry in this route led to significant separation problems in obtaining the final product and could not be used to fulfill our scale-up needs for development of UT-15.

Another early route to the benzindene prostacyclin system and UT-15 (7) used intramolecular alkylation of the phenolic ring for formation of the B-ring. Homochiral 12 was made in a multistep synthesis and converted to 13 with use of C₆H₅S(O)(NCH₃)CH₂MgBr (Scheme 2). Reductive elimination followed by hydroboration and

(20) *Remodulin—stable form of prostacyclin*; United Therapeutics Corp. Web Site March 23, 2001.

(21) (a) Patterson, J. H.; Adams, K. F., Jr.; Gheorghiane, M.; Bourge, R. C.; Sueta, C. A.; Clarke, S. W.; Jankowski, J. P.; Shaffer, C. L.; McKinnis, R. A. *Am. J. Cardiol.* **1995**, *75*, 26A–33A. (b) Adams, K. F., Jr.; Patterson, J. H.; Gheorghiane, M.; Bourge, R. C.; Sueta, C. A.; Clarke, S. W.; Patel, J. D.; Shaffer, C. *Circulation* **1992**, *86* (4, Suppl.), Abstr 1501. (c) Steffen, R. P.; de la Mata, M. *Prostaglandins, Leucotrienes Essent. Fatty Acids* **1992**, *45*, 83. (d) Fink, A. N.; Frishman, W. H.; Azid, M.; Argarwal, Y. *Heart Dis.* **1999**, *1*, 29–40.

(22) (a) Mohler, E. R., III; Klugherz, B.; Goldman, R.; Kimmel, S. E.; Wade, M.; Sehgal, C. M. *Vasc. Med.* **2000**, *5*, 231–237. (b) Mohler, E. R.; Klugherz, B.; Goldman, R.; Fishman, A. P.; Wade, M.; Sehgal, C. M. *J. Am. Coll. Cardiol.* **1999**, *33* (2, Suppl. A), 277A.

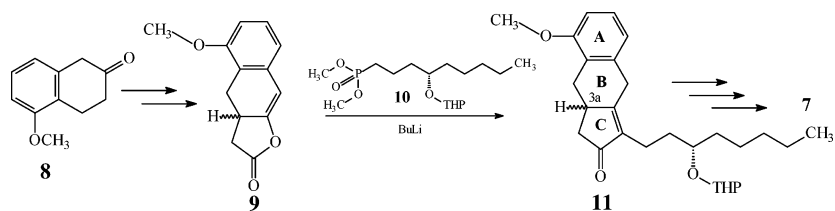
(23) (a) Dumble, L. J.; Gibbons, S.; Tejpal, N.; Chou, T.-C.; Redgrade, N. G.; Boyle, M. J.; Kahan, B. D. *Transplantation* **1993**, *55*, 1124–1128. (b) Boyle, M. J.; Dumble, L. J. *Cell Transplant* **1999**, *8*, 543–548. (c) Redgrave, N. G.; Francis, D. M. A.; Dumble, L. J.; Plenter, R.; Ruwart, M.; Birchall, I.; Clunie, G. J. A. *Transplant Proc.* **1992**, *24*, 227–228.

(24) Finney, P. A.; Tran, Q. S.; Tinker, A.; Clapp, L. H. *Eur. Respir. J.* **2000**, *16*, 1029.

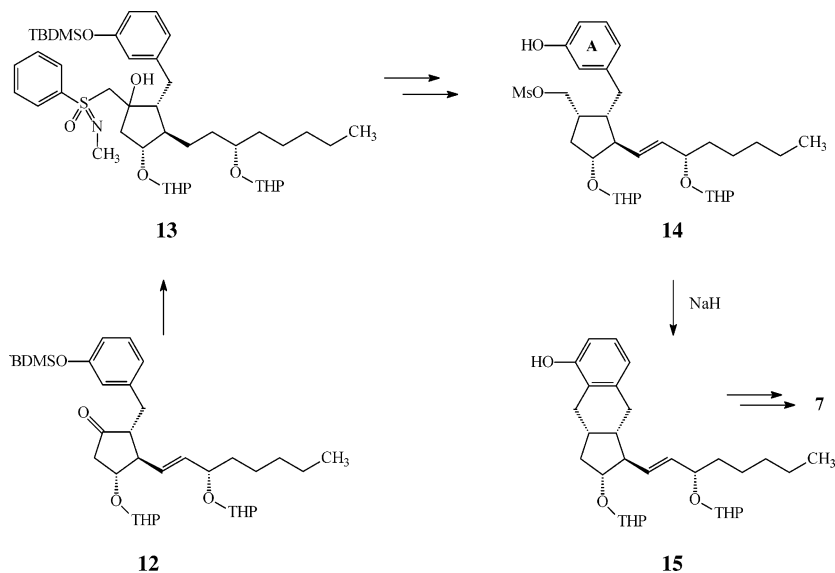
(18) (a) Shimoji, K.; Hayashi, M. *Tetrahedron Lett.* **1980**, *21*, 1255–1258. (b) Aristoff, P. A.; Harrison, A. W. *Tetrahedron Lett.* **1982**, *23*, 2067–2070. (c) Aristoff, P. A.; Johnson, P. D.; Harrison, A. W. *J. Am. Chem. Soc.* **1985**, *107*, 7967–7974.

(19) (a) Gaine, S. P.; Oudiz, R.; Rich, S.; Barst, R.; Roscigno, R. *Am. J. Respir. Crit. Care Med.* **1973**(3). (b) McLaughlin, V.; Barst, R.; Rich, S.; Rubin, L.; Horn, E.; Gaine, S.; Blackburn, S.; Crow, J. *Eur. Heart J.* **1999**, *20* (Suppl.), Abstr 2555. (c) Barst, R. J.; Horn, E. M.; Widlitz, A. C.; Goudie, S. M.; Kerstein, D.; Berman-Rosenzweig, E.; Blackburn, S. D. *Eur. Heart J.* **2000**, *21* (Suppl.), Abstr P1721. (d) McLaughlin, V. V.; Hess, D. M.; Sigman, J.; Blackburn, S.; Rich, S. *Eur. Respir. J.* **2000**, *16* (Suppl. 31), Abstr P2830. (e) Barst, R. J.; Simonneau, G.; Rich, S.; Blackburn, S. D.; Naeije, R.; Rubin, L. J. *Circulation* **2000**, *102* (18, Suppl.), Abstr 477. (f) Seetharam, T. A.; Anderson, L. W.; Crow, J. W.; Klein, K. B.; Whittle, B. J. European Patent Appl. EP 347,243, 04.10.2000.

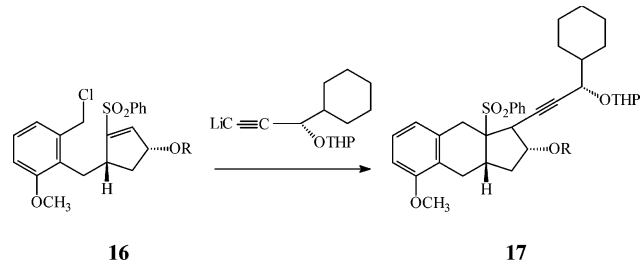
SCHEME 1



SCHEME 2



SCHEME 3



mesylation gave **14** that underwent intramolecular alkylation (**14** → **15**).^{26a-c} A related approach in which the B-ring of a benzindene prostacyclin was formed by intramolecular alkylation coupled with conjugate addition to a vinyl sulfone has also been reported (**16** → **17**) (Scheme 3).^{27a-d} Reductive cleavage of the phenyl sulfone group in **17** yielded the cis/trans ring fused product in a 1.9/1 ratio.

These routes, although conceptually appealing, were deemed inadequate to the task of producing kilogram quantities of UT-15 (**7**), and accordingly a novel synthetic route was required. The principal requirement envisioned was production of an enantiopure intermediate early in the synthesis, ideally at the tricyclic stage. In principle,

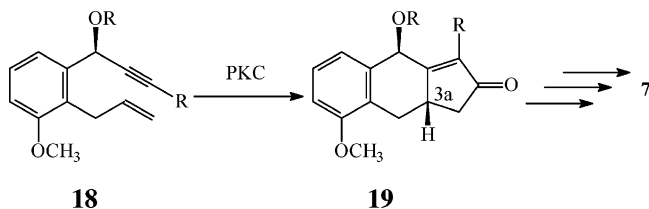
the intramolecular asymmetric Pauson–Khand cyclization (PKC) of enynes to cyclopentenones could fulfill both these requirements.^{28a-s} An enyne of type **18** appeared to be relatively readily accessible and the powerful stereodirecting influence of an α -propargylic substituent was amply demonstrated and productively used in stereoselective synthesis.^{29a-q} In the present example the C₁ S configuration of the substituent would create the requisite C_{3a} β -configuration of the hydrogen atom in UT-15.^{30a-c} Thus, an advanced tricyclic enantiopure intermediate could potentially be obtained from a relatively simple homochiral precursor. Furthermore, additional

(26) (a) Aristoff, P. A. US 4306075. (b) Aristoff, P. A. US 4349689. (c) Aristoff, P. A.; Kelly, R. C.; Nelson, N. A. CH 648017, CH 655308, FR 2484413, GB 2070596, JP 1990167248, JP 1994145085.

(27) (a) Hardiger, S. A.; Jakubowski, J. A.; Fuchs, P. L. *Biorg. Med. Chem. Lett.* **1991**, *1*, 79–82. (b) Nevill, C. R., Jr.; Braish, T. F.; Jakubowski, J. A.; Fuchs, P. L. *Biomed. Chem. Lett.* **1991**, *1*, 77–78. (c) Hardiger, S. A.; Jakubowski, J. A.; Fuchs, P. L. *Biomed. Chem. Lett.* **1991**, *1*, 79–82. (d) Nevill, C. R., Jr.; Jakubowski, J. A.; Fuchs,

(28) (a) Ojima, I.; Tzamarioudaki, M.; Li, Z.; Donovan, R. J. *Chem. Rev.* **1996**, *96*, 635–662. (b) Khand, I. U.; Knox, G. R.; Pauson, P. L.; Watts, W. E.; Foreman, M. I. *J. Chem. Soc., Perkin Trans. 1* **1973**, 977–981. (c) Pauson, P. L. *Tetrahedron* **1985**, *41*, 5855–5860. (d) Pauson, P. L. In *Organometallics in Organic Synthesis, Aspects of a Modern Interdisciplinary Field*; de Meijere, A., Tom Diek, H., Eds; Springer-Verlag: Berlin, Germany, 1988; p. 233. (e) Schore, N. E. *Chem. Rev.* **1988**, *88*, 1081–1119. (f) Schore, N. E. *Org. React.* **1991**, *40*, 1–90. (g) Schore, N. E. In *Comprehensive Organic Synthesis*; Trost B. M., Fleming, I., Eds., Pergamon Press Ltd.: Oxford, UK, 1991; Vol. 5, p 1037. (h) Schore, N. E. In *Comprehensive Organometallic Chemistry II*; Abel, E. W., Stone, F. A., Wilkinson, G., Eds.; Elsevier: New York, 1995; Vol. 12, p 703. (i) Geis, O.; Schmalz, H. G. *Angew. Chem., Int. Ed.* **1998**, *37*, 911–914. (j) Ingate, S. T.; Marco-Contelles, J. *Org. Prep. Proced. Int.* **1998**, *30*, 121–143. (k) Jeong, N. In *Transition Metals in Organic Synthesis*; Beller M., Molm, C., Eds.; Wiley-VCH: Weinheim, Germany, 1998; Vol. 1, p 560. (l) Chung, Y. K. *Coord. Chem Rev.* **1999**, *188*, 297–341. (m) Buchwald, S. L.; Hicks, F. A. In *Comprehensive Asymmetric Catalysis*; Jacobsen, E. N., Pfaltz, A., Yamamoto, H., Eds.; Springer Verlag: Berlin, Germany, 1999; Vol. II, p 491. (n) Brummond, K. M.; Kent, J. L. *Tetrahedron* **2000**, *56*, 3263–3283. (o) Khand, I. U.; Pauson, P. L. *J. Chem. Soc., Perkin Trans. 1* **1976**, 30–32. (p) Pauson, P. L.; Khand, I. U. *Ann. N.Y. Acad. Sci.* **1977**, *295*, 2–14. (q) Bladon, P. L.; Khand, I. U.; Pauson, P. L. *J. Chem. Res. Miniprint* **1977**, 146. (r) Khand, I. U.; Pauson, P. L. *J. Chem. Res. Miniprint* **1977**, 146. (s) Khand, I. U.; Pauson, P. L. *J. Chem. Res. Miniprint* **1980**, 3501. (s)

benefits accrue from this approach: *cis*-stereochemistry is expected in the heterogeneous catalytic hydrogenation



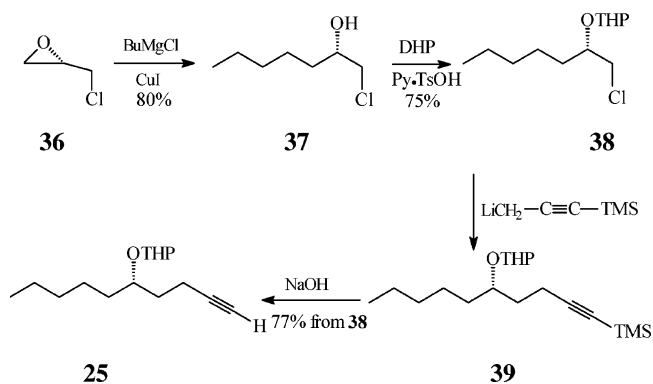
of the double bond of the enone, resulting in the required C_{9a} β -configuration; and benzylic hydrogenolysis expectedly would remove the unneeded benzylic group while the carbonyl group at C_2 remains available for reduction to the C_2 α -hydroxyl group. All of these preconceptions proved valid in the synthesis of UT-15 (**7**) as summarized in Scheme 4. Individual steps will be discussed in turn.

Results and Discussion

Synthesis of Enyne (1,1-Dimethylethyl)[[(1*S*,6*S*)-1-[3-methoxy-2-(2-propenyl)phenyl]-6-[(tetrahydro-2*H*-pyran-2-yl)oxy]-2-undecynyl]oxy]dimethylsilane (29**).** The key feature of enyne **29** is the benzylic C_1 *S* stereochemistry because this group influences the creation of the chiral center formed in the PKC at C_{3a} in the requisite *S* configuration. It had been shown earlier that the *tert*-butyldimethyl silyl ether is a particularly useful group as the α -propargyl substituent in the PKC.²⁹ⁱ Aldehyde **24** was produced in a straightforward manner. 3-Methoxybenzyl alcohol **20** was protected as the TBDMS derivative and ortho-allylated (**20** \rightarrow **21** \rightarrow **22**). Deprotection and Swern oxidation gave 2-allyl-3-methoxybenzaldehyde (**24**) (**22** \rightarrow **23** \rightarrow **24**).

The further synthesis of enyne involves Grignard addition of side chain **25** to aldehyde **24** to yield **26**. The diastereomeric side chain 5-*S*-tetrahydropropanoxy-1-decyne (**25**) was synthesized by using an adaptation of the method of Takano et al.³¹ (*S*)-(-)-Epichlorohydrin (**36**) was reacted with butylmagnesium chloride in the pres-

ence of a catalytic amount of CuI to yield (*S*)-1-chloro-2-heptanol (**37**), which was then converted to the diastereomeric tetrahydropyranyl derivative **38**. This compound was then treated with lithio 1-trimethylsilyl-1-propyne formed with use of butyllithium at -20 °C and at a reaction temperature of 0 °C (**38** \rightarrow **39**). Cleavage of the TMS group yielded 5-*S*-tetrahydropropanoxy-1-decyne (**25**).



3-Methoxy-2-(2-propenyl)- α -[(5*S*)-5-[(tetrahydro-2*H*-pyran-4-yl)oxy]-1-decynyl]benzenemethanol intermediate (**26**), which results from the addition of **25**-MgBr to **24**, possesses three chiral centers, one of which is fixed, i.e., the *S*-configuration of the C_6 carbon atom. The benzylic carbon atom and the chiral carbon atom of the THP group are individually heterochiral. In agreement with expectation a chiral chromatogram (Daicel Chiralpak AD Column) of **26** showed four peaks. Diastereomeric **26** was oxidized with pyridinium chlorochromate to the diastereomeric ketone **27**.

For the subsequent stereoselective Pauson–Khand cyclization, we required the *S*-configuration of the benzylic (propargylic) carbon bearing the hydroxyl group. The stereochemistry was obtained by using a stoichiometric Corey-type asymmetric reduction of **27** employing commercially available *R*-methyloxazaborolidine, borane–dimethyl sulfide complex, and ketone **27** at -30 °C.^{32a} The *S* stereochemical result is in agreement with the results of Parker and Ledebner using the same system.^{32b} Chiral chromatographic analysis of **28** showed the presence of two diastereomers.

For the Pauson–Khand cyclization, **28** was converted to the corresponding TBDMS protected alcohol **29** and subjected to either stoichiometric or catalytic $\text{Co}_2(\text{CO})_8$ cyclization³³ to yield the tricyclic enone **30** in 89% yield. For assessment of the stereoselectivity of the reaction, the crude product prior to chromatography was analyzed with HPLC, which revealed that over 99% of the product consisted of two peaks of equal intensity corresponding to >99% creation of the new chiral center at C_{3a} in one configuration. The two peaks result from the THP diastereomeric center –O-CH-O–.

Two points are noteworthy in connection with the Pauson–Khand cyclization of **29**. The first is the high

(29) (a) Mukai, C.; Uchiyama, M.; Sakamoto, S.; Hanaoka, M. *Tetrahedron Lett.* **1995**, *36*, 5761–5764. (b) Xestobergsterol D and E rings: Krafft, M. E.; Chirico, X. *Tetrahedron Lett.* **1994**, *35*, 4511–4514. (c) Krafft, M. E.; Juliano, C. A.; Scott, I. L.; Wright, C.; McEachin, M. D. *J. Am. Chem. Soc.* **1991**, *113*, 1693–1703. (d) Krafft, M. E. *J. Am. Chem. Soc.* **1988**, *110*, 968–970. (e) Krafft, M. E. *Tetrahedron Lett.* **1988**, *29*, 999–1002. (f) (+)-Epoxydicyclimene: Jamison, T. F.; Shambayati, S.; Crowe, W. E.; Schreiber, S. L. *J. Am. Chem. Soc.* **1994**, *116*, 5505–5506. Jamison, T. F.; Shambayati, S.; Crowe, W. E.; Schreiber, S. L. *J. Am. Chem. Soc.* **1997**, *119*, 4353–4363. (g) (–)- α -Kainic acid: Yoo, S.; Lee, S. H. *J. Org. Chem.* **1994**, *59*, 6968–6972. (h) Pentalenene: Schore, N. E.; Rowley, E. G. *J. Am. Chem. Soc.* **1988**, *110*, 5224–5225. (i) Pentalenic acid, pentalenene: Rowley, E. G.; Schore, N. E. *J. Organomet. Chem.* **1991**, *413*, C5–C9. (j) Siliphene: Rowley, E. G.; Schore, N. E. *J. Org. Chem.* **1992**, *57*, 6853–6861. (k) Kalmannol: Paquette, L. A.; Borrelly, S. *J. Org. Chem.* **1995**, *60*, 6912–6921. (l) Dendrobine: Cassayre, J.; Zard, S. Z. *J. Am. Chem. Soc.* **1999**, *121*, 6072–6073. (m) Coriolin: Exon, C.; Magnus, P. *J. Am. Chem. Soc.* **1983**, *105*, 2477–2478. (n) 9-*cis*-Retinoic acid: Murray, A.; Hansen, J. B.; Christensen, B. V. *Tetrahedron* **2001**, *57*, 7383–7390. (o) Quadrone: Magnus, P.; Principe, L. M.; Slater, M. J. *J. Org. Chem.* **1987**, *52*, 1483–1486. (p) Hirsutic acid: Magnus, P.; Exon, C.; Albaugh-Robertson, P. *Tetrahedron* **1985**, *41*, 5861–5869. (q) Carbacyclins: Mulzer, J.; Graske, K. D.; Kirste, B. *Liebigs Ann. Chem.* **1988**, 891–897.

(30) (a) Magnus, P.; Principe, L. M. *Tetrahedron Lett.* **1985**, *26*, 4851–4854. (b) Schore, N. E. Pauson–Khand Reaction. In *Comprehensive Organic Synthesis*; Trost, B. M., Ed., Pergamon Press: Oxford, UK, 1991. (c) Jeong, N.; Lee, B. Y.; Lee, S. M.; Chung, Y. K.; Lee, S. G.

(31) Takano, S.; Yanase, M.; Takahashi, M.; Ogasawara, K. *Chem. Lett.* **1987**, 2017–2020.

(32) (a) Helal, C. J.; Magriotis, P. A.; Corey, E. J. *J. Am. Chem. Soc.* **1996**, *118*, 10938–10939. (b) Parker, K. A.; Ledebner, M. W. *J. Org. Chem.* **1996**, *61*, 3214–3217.

(33) Pagenkopf, B. L.; Livinghouse, T. *J. Am. Chem. Soc.* **1996**, *118*, 3305–3306.

Explore Litigation Insights

Docket Alarm provides insights to develop a more informed litigation strategy and the peace of mind of knowing you're on top of things.

Real-Time Litigation Alerts



Keep your litigation team up-to-date with **real-time alerts** and advanced team management tools built for the enterprise, all while greatly reducing PACER spend.

Our comprehensive service means we can handle Federal, State, and Administrative courts across the country.

Advanced Docket Research



With over 230 million records, Docket Alarm's cloud-native docket research platform finds what other services can't. Coverage includes Federal, State, plus PTAB, TTAB, ITC and NLRB decisions, all in one place.

Identify arguments that have been successful in the past with full text, pinpoint searching. Link to case law cited within any court document via Fastcase.

Analytics At Your Fingertips



Learn what happened the last time a particular judge, opposing counsel or company faced cases similar to yours.

Advanced out-of-the-box PTAB and TTAB analytics are always at your fingertips.

API

Docket Alarm offers a powerful API (application programming interface) to developers that want to integrate case filings into their apps.

LAW FIRMS

Build custom dashboards for your attorneys and clients with live data direct from the court.

Automate many repetitive legal tasks like conflict checks, document management, and marketing.

FINANCIAL INSTITUTIONS

Litigation and bankruptcy checks for companies and debtors.

E-DISCOVERY AND LEGAL VENDORS

Sync your system to PACER to automate legal marketing.