



UNITED STATES PATENT AND TRADEMARK OFFICE

UNITED STATES DEPARTMENT OF COMMERCE
United States Patent and Trademark Office
Address: COMMISSIONER FOR PATENTS
P. O. Box 1450
Alexandria, Virginia 22313-1450
www.uspto.gov

APPLICATION NO.	ISSUE DATE	PATENT NO.	ATTORNEY DOCKET NO.	CONFIRMATION NO.
12/815,930	09/06/2011	RE42678	C2393-1101RE2	2344

48789 7590 08/17/2011

LAW OFFICES OF BARRY N. YOUNG
P. O. Box 448
PALO ALTO, CA 94302-0448

ISSUE NOTIFICATION

The projected patent number and issue date are specified above.

Determination of Patent Term Extension or Adjustment under 35 U.S.C. 154 (b)

A reissue patent is for "the unexpired part of the term of the original patent." See 35 U.S.C. 251. Accordingly, the above-identified reissue application is not eligible for Patent Term Extension or Adjustment under 35 U.S.C. 154(b).

Any questions regarding the Patent Term Extension or Adjustment determination should be directed to the Office of Patent Legal Administration at (571)-272-7702. Questions relating to issue and publication fee payments should be directed to the Application Assistance Unit (AAU) of the Office of Data Management (ODM) at (571)-272-4200.

APPLICANT(s) (Please see PAIR WEB site <http://pair.uspto.gov> for additional applicants):

Jeffrey P. Wilde, Morgan Hill, CA;
Joseph E. Davis, Morgan Hill, CA;

PART B - FEE(S) TRANSMITTAL

Complete and send this form, together with applicable fee(s), to: **Mail** Mail Stop ISSUE FEE
 Commissioner for Patents
 P.O. Box 1450
 Alexandria, Virginia 22313-1450
 or **Fax** (571)-273-2885

INSTRUCTIONS: This form should be used for transmitting the ISSUE FEE and PUBLICATION FEE (if required). Blocks 1 through 5 should be completed where appropriate. All further correspondence including the Patent, advance orders and notification of maintenance fees will be mailed to the current correspondence address as indicated unless corrected below or directed otherwise in Block 1, by (a) specifying a new correspondence address; and/or (b) indicating a separate "FEE ADDRESS" for maintenance fee notifications.

CURRENT CORRESPONDENCE ADDRESS (Note: Use Block 1 for any change of address)

Note: A certificate of mailing can only be used for domestic mailings of the Fee(s) Transmittal. This certificate cannot be used for any other accompanying papers. Each additional paper, such as an assignment or formal drawing, must have its own certificate of mailing or transmission.

48789 7590 04/11/2011
LAW OFFICES OF BARRY N. YOUNG
 200 PAGE MILL ROAD
 SUITE 102
 PALO ALTO, CA 94306

Certificate of Mailing or Transmission

I hereby certify that this Fee(s) Transmittal is being deposited with the United States Postal Service with sufficient postage for first class mail in an envelope addressed to the Mail Stop ISSUE FEE address above, or being facsimile transmitted to the USPTO (571) 273-2885, on the date indicated below.

Barry N. Young	(Depositor's name)
<i>Barry N. Young</i>	(Signature)
May 19, 2011	(Date)

APPLICATION NO.	FILING DATE	FIRST NAMED INVENTOR	ATTORNEY DCKET NO.	CONFIRMATION NO.
12/815,930	06/15/2010	Jeffrey P. Wilde	C2393-1101RE2	2344

TITLE OF INVENTION: RECONFIGURABLE OPTICAL ADD-DROP MULTIPLEXERS WITH SERVO CONTROL AND DYNAMIC SPECTRAL POWER MANAGEMENT CAPABILITIES

APPLN. TYPE	SMALL ENTITY	ISSUE FEE DUE	PUBLICATION FEE DUE	PREV. PAID ISSUE FEE	TOTAL FEE(S) DUE	DATE DUE
nonprovisional	NO	\$1510	\$0	\$0	\$1510	07/31/2011

EXAMINER	ART UNIT	CLASS-SUBCLASS
HEALY, BRIAN	2883	385-024000

1. Change of correspondence address or indication of "Fee Address" (37 CFR 1.303).

Change of correspondence address (or Change of Correspondence Address form PTO/SB/122) attached.

"Fee Address" indication (or "Fee Address" Indication form PTO/SB/47, Rev 03-02 or more recent) attached. Use of a Customer Number is required.

2. For printing on the patent front page, list

(1) the names of up to 3 registered patent attorneys or agents OR, alternatively, 1 Barry N. Young

(2) the name of a single firm (having as a member a registered attorney or agent) and the names of up to 2 registered patent attorneys or agents. If no name is listed, no name will be printed. 2 _____

3 _____

3. ASSIGNEE NAME AND RESIDENCE DATA TO BE PRINTED ON THE PATENT (print or type)

PLEASE NOTE: Unless an assignee is identified below, no assignee data will appear on the patent. If an assignee is identified below, the document has been filed for recordation as set forth in 37 CFR 3.11. Completion of this form is NOT a substitute for filing an assignment.

(A) NAME OF ASSIGNEE Capella Photonics, Inc.

(B) RESIDENCE: (CITY and STATE OR COUNTRY) San Jose, California

Please check the appropriate assignee category or categories (will not be printed on the patent): Individual Corporation or other private group entity Government

4a. The following fee(s) are submitted:

Issue Fee

Publication Fee (No small entity discount permitted)

Advance Order - # of Copies _____

4b. Payment of Fee(s): (Please first reapply any previously paid issue fee shown above)

A check is enclosed.

Payment by credit card. Form PTO-2038 is attached. (EFS-Web)

The Director is hereby authorized to charge the required fee(s), any deficiency, or credit any overpayment, to Deposit Account Number _____ (enclose an extra copy of this form).

5. Change in Entity Status (from status indicated above)

a. Applicant claims SMALL ENTITY status. See 37 CFR 1.27. b. Applicant is no longer claiming SMALL ENTITY status. See 37 CFR 1.27(g)(2).

NOTE: The Issue Fee and Publication Fee (if required) will not be accepted from anyone other than the applicant; a registered attorney or agent; or the assignee or other party in interest as shown by the records of the United States Patent and Trademark Office.

Authorized Signature *Barry N. Young* Date May 19, 2011

Typed or printed name Barry N. Young Registration No. 27,744

This collection of information is required by 37 CFR 1.311. The information is required to obtain or retain a benefit by the public which is to file (and by the USPTO to process) an application. Confidentiality is governed by 35 U.S.C. 122 and 37 CFR 1.14. This collection is estimated to take 12 minutes to complete, including gathering, preparing, and submitting the completed application form to the USPTO. Time will vary depending upon the individual case. Any comments on the amount of time you require to complete this form and/or suggestions for reducing this burden, should be sent to the Chief Information Officer, U.S. Patent and Trademark Office, U.S. Department of Commerce, P.O. Box 1450, Alexandria, Virginia 22313-1450. DO NOT SEND FEES OR COMPLETED FORMS TO THIS ADDRESS. SEND TO: Commissioner for Patents, P.O. Box 1450, Alexandria, Virginia 22313-1450.

Under the Paperwork Reduction Act of 1995, no persons are required to respond to a collection of information unless it displays a valid OMB control number.

Electronic Patent Application Fee Transmittal

Application Number:	12815930			
Filing Date:	15-Jun-2010			
Title of Invention:	RECONFIGURABLE OPTICAL ADD-DROP MULTIPLEXERS WITH SERVO CONTROL AND DYNAMIC SPECTRAL POWER MANAGEMENT CAPABILITIES			
First Named Inventor/Applicant Name:	Jeffrey P. Wilde			
Filer:	Barry N. Young			
Attorney Docket Number:	C2393-1101RE2			
Filed as Large Entity				
Utility under 35 USC 111(a) Filing Fees				
Description	Fee Code	Quantity	Amount	Sub-Total in USD(\$)
Basic Filing:				
Pages:				
Claims:				
Miscellaneous-Filing:				
Petition:				
Patent-Appeals-and-Interference:				
Post-Allowance-and-Post-Issuance:				
Utility Appl issue fee	1501	1	1510	1510
Extension-of-Time:				

Description	Fee Code	Quantity	Amount	Sub-Total in USD(\$)
Miscellaneous:				
Total in USD (\$)				1510

Electronic Acknowledgement Receipt

EFS ID:	10132129
Application Number:	12815930
International Application Number:	
Confirmation Number:	2344
Title of Invention:	RECONFIGURABLE OPTICAL ADD-DROP MULTIPLEXERS WITH SERVO CONTROL AND DYNAMIC SPECTRAL POWER MANAGEMENT CAPABILITIES
First Named Inventor/Applicant Name:	Jeffrey P. Wilde
Customer Number:	48789
Filer:	Barry N. Young
Filer Authorized By:	
Attorney Docket Number:	C2393-1101RE2
Receipt Date:	19-MAY-2011
Filing Date:	15-JUN-2010
Time Stamp:	20:57:30
Application Type:	Utility under 35 USC 111(a)

Payment information:

Submitted with Payment	yes
Payment Type	Credit Card
Payment was successfully received in RAM	\$1510
RAM confirmation Number	5942
Deposit Account	
Authorized User	

File Listing:

Document Number	Document Description	File Name	File Size(Bytes)/ Message Digest	Multi Part /.zip	Pages (if appl.)
-----------------	----------------------	-----------	----------------------------------	------------------	------------------

1	Issue Fee Payment (PTO-85B)	PTOL-85.pdf	296160	no	1
			ac066b0bd0933e05748504dceb8215415c b71952		
Warnings:					
Information:					
2	Fee Worksheet (PTO-875)	fee-info.pdf	30180	no	2
			a6c5b4e1550157383025924184d58f51191 ab195		
Warnings:					
Information:					
Total Files Size (in bytes):				326340	
<p>This Acknowledgement Receipt evidences receipt on the noted date by the USPTO of the indicated documents, characterized by the applicant, and including page counts, where applicable. It serves as evidence of receipt similar to a Post Card, as described in MPEP 503.</p> <p><u>New Applications Under 35 U.S.C. 111</u> If a new application is being filed and the application includes the necessary components for a filing date (see 37 CFR 1.53(b)-(d) and MPEP 506), a Filing Receipt (37 CFR 1.54) will be issued in due course and the date shown on this Acknowledgement Receipt will establish the filing date of the application.</p> <p><u>National Stage of an International Application under 35 U.S.C. 371</u> If a timely submission to enter the national stage of an international application is compliant with the conditions of 35 U.S.C. 371 and other applicable requirements a Form PCT/DO/EO/903 indicating acceptance of the application as a national stage submission under 35 U.S.C. 371 will be issued in addition to the Filing Receipt, in due course.</p> <p><u>New International Application Filed with the USPTO as a Receiving Office</u> If a new international application is being filed and the international application includes the necessary components for an international filing date (see PCT Article 11 and MPEP 1810), a Notification of the International Application Number and of the International Filing Date (Form PCT/RO/105) will be issued in due course, subject to prescriptions concerning national security, and the date shown on this Acknowledgement Receipt will establish the international filing date of the application.</p>					



UNITED STATES PATENT AND TRADEMARK OFFICE

UNITED STATES DEPARTMENT OF COMMERCE
United States Patent and Trademark Office
Address: COMMISSIONER FOR PATENTS
P.O. Box 1450
Alexandria, Virginia 22313-1450
www.uspto.gov

NOTICE OF ALLOWANCE AND FEE(S) DUE

48789 7590 04/11/2011
LAW OFFICES OF BARRY N. YOUNG
200 PAGE MILL ROAD
SUITE 102
PALO ALTO, CA 94306

EXAMINER

HEALY, BRIAN

ART UNIT PAPER NUMBER

2883

DATE MAILED: 04/11/2011

Table with 5 columns: APPLICATION NO., FILING DATE, FIRST NAMED INVENTOR, ATTORNEY DOCKET NO., CONFIRMATION NO.
12/815,930 06/15/2010 Jeffrey P. Wilde C2393-1101RE2 2344

TITLE OF INVENTION: RECONFIGURABLE OPTICAL ADD-DROP MULTIPLEXERS WITH SERVO CONTROL AND DYNAMIC SPECTRAL POWER MANAGEMENT CAPABILITIES

Table with 7 columns: APPLN. TYPE, SMALL ENTITY, ISSUE FEE DUE, PUBLICATION FEE DUE, PREV. PAID ISSUE FEE, TOTAL FEE(S) DUE, DATE DUE
nonprovisional NO \$1510 \$0 \$0 \$1510 07/11/2011

THE APPLICATION IDENTIFIED ABOVE HAS BEEN EXAMINED AND IS ALLOWED FOR ISSUANCE AS A PATENT. PROSECUTION ON THE MERITS IS CLOSED. THIS NOTICE OF ALLOWANCE IS NOT A GRANT OF PATENT RIGHTS. THIS APPLICATION IS SUBJECT TO WITHDRAWAL FROM ISSUE AT THE INITIATIVE OF THE OFFICE OR UPON PETITION BY THE APPLICANT. SEE 37 CFR 1.313 AND MPEP 1308.

THE ISSUE FEE AND PUBLICATION FEE (IF REQUIRED) MUST BE PAID WITHIN THREE MONTHS FROM THE MAILING DATE OF THIS NOTICE OR THIS APPLICATION SHALL BE REGARDED AS ABANDONED. THIS STATUTORY PERIOD CANNOT BE EXTENDED. SEE 35 U.S.C. 151. THE ISSUE FEE DUE INDICATED ABOVE DOES NOT REFLECT A CREDIT FOR ANY PREVIOUSLY PAID ISSUE FEE IN THIS APPLICATION. IF AN ISSUE FEE HAS PREVIOUSLY BEEN PAID IN THIS APPLICATION (AS SHOWN ABOVE), THE RETURN OF PART B OF THIS FORM WILL BE CONSIDERED A REQUEST TO REAPPLY THE PREVIOUSLY PAID ISSUE FEE TOWARD THE ISSUE FEE NOW DUE.

HOW TO REPLY TO THIS NOTICE:

I. Review the SMALL ENTITY status shown above.

If the SMALL ENTITY is shown as YES, verify your current SMALL ENTITY status:

- A. If the status is the same, pay the TOTAL FEE(S) DUE shown above.
B. If the status above is to be removed, check box 5b on Part B - Fee(s) Transmittal and pay the PUBLICATION FEE (if required) and twice the amount of the ISSUE FEE shown above, or

If the SMALL ENTITY is shown as NO:

- A. Pay TOTAL FEE(S) DUE shown above, or
B. If applicant claimed SMALL ENTITY status before, or is now claiming SMALL ENTITY status, check box 5a on Part B - Fee(s) Transmittal and pay the PUBLICATION FEE (if required) and 1/2 the ISSUE FEE shown above.

II. PART B - FEE(S) TRANSMITTAL, or its equivalent, must be completed and returned to the United States Patent and Trademark Office (USPTO) with your ISSUE FEE and PUBLICATION FEE (if required). If you are charging the fee(s) to your deposit account, section "4b" of Part B - Fee(s) Transmittal should be completed and an extra copy of the form should be submitted. If an equivalent of Part B is filed, a request to reapply a previously paid issue fee must be clearly made, and delays in processing may occur due to the difficulty in recognizing the paper as an equivalent of Part B.

III. All communications regarding this application must give the application number. Please direct all communications prior to issuance to Mail Stop ISSUE FEE unless advised to the contrary.

IMPORTANT REMINDER: Utility patents issuing on applications filed on or after Dec. 12, 1980 may require payment of maintenance fees. It is patentee's responsibility to ensure timely payment of maintenance fees when due.

PART B - FEE(S) TRANSMITTAL

Complete and send this form, together with applicable fee(s), to: **Mail** Mail Stop ISSUE FEE
Commissioner for Patents
P.O. Box 1450
Alexandria, Virginia 22313-1450
or Fax (571)-273-2885

INSTRUCTIONS: This form should be used for transmitting the ISSUE FEE and PUBLICATION FEE (if required). Blocks 1 through 5 should be completed where appropriate. All further correspondence including the Patent, advance orders and notification of maintenance fees will be mailed to the current correspondence address as indicated unless corrected below or directed otherwise in Block 1, by (a) specifying a new correspondence address; and/or (b) indicating a separate "FEE ADDRESS" for maintenance fee notifications.

CURRENT CORRESPONDENCE ADDRESS (Note: Use Block 1 for any change of address)

48789 7590 04/11/2011
LAW OFFICES OF BARRY N. YOUNG
200 PAGE MILL ROAD
SUITE 102
PALO ALTO, CA 94306

Note: A certificate of mailing can only be used for domestic mailings of the Fee(s) Transmittal. This certificate cannot be used for any other accompanying papers. Each additional paper, such as an assignment or formal drawing, must have its own certificate of mailing or transmission.

Certificate of Mailing or Transmission

I hereby certify that this Fee(s) Transmittal is being deposited with the United States Postal Service with sufficient postage for first class mail in an envelope addressed to the Mail Stop ISSUE FEE address above, or being facsimile transmitted to the USPTO (571) 273-2885, on the date indicated below.

(Depositor's name)
(Signature)
(Date)

APPLICATION NO.	FILING DATE	FIRST NAMED INVENTOR	ATTORNEY DOCKET NO.	CONFIRMATION NO.
12/815,930	06/15/2010	Jeffrey P. Wilde	C2393-1101RE2	2344

TITLE OF INVENTION: RECONFIGURABLE OPTICAL ADD-DROP MULTIPLEXERS WITH SERVO CONTROL AND DYNAMIC SPECTRAL POWER MANAGEMENT CAPABILITIES

APPLN. TYPE	SMALL ENTITY	ISSUE FEE DUE	PUBLICATION FEE DUE	PREV. PAID ISSUE FEE	TOTAL FEE(S) DUE	DATE DUE
nonprovisional	NO	\$1510	\$0	\$0	\$1510	07/11/2011

EXAMINER	ART UNIT	CLASS-SUBCLASS
HEALY, BRIAN	2883	385-024000

<p>1. Change of correspondence address or indication of "Fee Address" (37 CFR 1.363).</p> <p><input type="checkbox"/> Change of correspondence address (or Change of Correspondence Address Form PTO/SB/122) attached.</p> <p><input type="checkbox"/> "Fee Address" indication (or "Fee Address" Indication form PTO/SB/47; Rev 03-02 or more recent) attached. Use of a Customer Number is required.</p>	<p>2. For printing on the patent front page, list</p> <p>(1) the names of up to 3 registered patent attorneys or agents OR, alternatively, _____ 1</p> <p>(2) the name of a single firm (having as a member a registered attorney or agent) and the names of up to 2 registered patent attorneys or agents. If no name is listed, no name will be printed. _____ 2</p> <p>_____ 3</p>
--	---

3. ASSIGNEE NAME AND RESIDENCE DATA TO BE PRINTED ON THE PATENT (print or type)

PLEASE NOTE: Unless an assignee is identified below, no assignee data will appear on the patent. If an assignee is identified below, the document has been filed for recordation as set forth in 37 CFR 3.11. Completion of this form is NOT a substitute for filing an assignment.

(A) NAME OF ASSIGNEE _____ (B) RESIDENCE: (CITY and STATE OR COUNTRY) _____

Please check the appropriate assignee category or categories (will not be printed on the patent) : Individual Corporation or other private group entity Government

<p>4a. The following fee(s) are submitted:</p> <p><input type="checkbox"/> Issue Fee</p> <p><input type="checkbox"/> Publication Fee (No small entity discount permitted)</p> <p><input type="checkbox"/> Advance Order - # of Copies _____</p>	<p>4b. Payment of Fee(s): (Please first reapply any previously paid issue fee shown above)</p> <p><input type="checkbox"/> A check is enclosed.</p> <p><input type="checkbox"/> Payment by credit card. Form PTO-2038 is attached.</p> <p><input type="checkbox"/> The Director is hereby authorized to charge the required fee(s), any deficiency, or credit any overpayment, to Deposit Account Number _____ (enclose an extra copy of this form).</p>
---	--

5. Change in Entity Status (from status indicated above)

a. Applicant claims SMALL ENTITY status. See 37 CFR 1.27. b. Applicant is no longer claiming SMALL ENTITY status. See 37 CFR 1.27(g)(2).

NOTE: The Issue Fee and Publication Fee (if required) will not be accepted from anyone other than the applicant; a registered attorney or agent; or the assignee or other party in interest as shown by the records of the United States Patent and Trademark Office.

Authorized Signature _____ Date _____

Typed or printed name _____ Registration No. _____

This collection of information is required by 37 CFR 1.311. The information is required to obtain or retain a benefit by the public which is to file (and by the USPTO to process) an application. Confidentiality is governed by 35 U.S.C. 122 and 37 CFR 1.14. This collection is estimated to take 12 minutes to complete, including gathering, preparing, and submitting the completed application form to the USPTO. Time will vary depending upon the individual case. Any comments on the amount of time you require to complete this form and/or suggestions for reducing this burden, should be sent to the Chief Information Officer, U.S. Patent and Trademark Office, U.S. Department of Commerce, P.O. Box 1450, Alexandria, Virginia 22313-1450. DO NOT SEND FEES OR COMPLETED FORMS TO THIS ADDRESS. SEND TO: Commissioner for Patents, P.O. Box 1450, Alexandria, Virginia 22313-1450.

Under the Paperwork Reduction Act of 1995, no persons are required to respond to a collection of information unless it displays a valid OMB control number.



UNITED STATES PATENT AND TRADEMARK OFFICE

UNITED STATES DEPARTMENT OF COMMERCE
United States Patent and Trademark Office
Address: COMMISSIONER FOR PATENTS
P.O. Box 1450
Alexandria, Virginia 22313-1450
www.uspto.gov

APPLICATION NO.	FILING DATE	FIRST NAMED INVENTOR	ATTORNEY DOCKET NO.	CONFIRMATION NO.
12/815,930	06/15/2010	Jeffrey P. Wilde	C2393-1101RE2	2344

48789 7590 04/11/2011
LAW OFFICES OF BARRY N. YOUNG
200 PAGE MILL ROAD
SUITE 102
PALO ALTO, CA 94306

EXAMINER

HEALY, BRIAN

ART UNIT PAPER NUMBER

2883

DATE MAILED: 04/11/2011

Determination of Patent Term Extension or Adjustment under 35 U.S.C. 154 (b)

A reissue patent is for "the unexpired part of the term of the original patent." See 35 U.S.C. 251. Accordingly, the above-identified reissue application is not eligible for Patent Term Extension or Adjustment under 35 U.S.C. 154(b).

Any questions regarding the Patent Term Extension or Adjustment determination should be directed to the Office of Patent Legal Administration at (571)-272-7702. Questions relating to issue and publication fee payments should be directed to the Customer Service Center of the Office of Patent Publication at 1-(888)-786-0101 or (571)-272-4200.

Privacy Act Statement

The Privacy Act of 1974 (P.L. 93-579) requires that you be given certain information in connection with your submission of the attached form related to a patent application or patent. Accordingly, pursuant to the requirements of the Act, please be advised that: (1) the general authority for the collection of this information is 35 U.S.C. 2(b)(2); (2) furnishing of the information solicited is voluntary; and (3) the principal purpose for which the information is used by the U.S. Patent and Trademark Office is to process and/or examine your submission related to a patent application or patent. If you do not furnish the requested information, the U.S. Patent and Trademark Office may not be able to process and/or examine your submission, which may result in termination of proceedings or abandonment of the application or expiration of the patent.

The information provided by you in this form will be subject to the following routine uses:

1. The information on this form will be treated confidentially to the extent allowed under the Freedom of Information Act (5 U.S.C. 552) and the Privacy Act (5 U.S.C. 552a). Records from this system of records may be disclosed to the Department of Justice to determine whether disclosure of these records is required by the Freedom of Information Act.
2. A record from this system of records may be disclosed, as a routine use, in the course of presenting evidence to a court, magistrate, or administrative tribunal, including disclosures to opposing counsel in the course of settlement negotiations.
3. A record in this system of records may be disclosed, as a routine use, to a Member of Congress submitting a request involving an individual, to whom the record pertains, when the individual has requested assistance from the Member with respect to the subject matter of the record.
4. A record in this system of records may be disclosed, as a routine use, to a contractor of the Agency having need for the information in order to perform a contract. Recipients of information shall be required to comply with the requirements of the Privacy Act of 1974, as amended, pursuant to 5 U.S.C. 552a(m).
5. A record related to an International Application filed under the Patent Cooperation Treaty in this system of records may be disclosed, as a routine use, to the International Bureau of the World Intellectual Property Organization, pursuant to the Patent Cooperation Treaty.
6. A record in this system of records may be disclosed, as a routine use, to another federal agency for purposes of National Security review (35 U.S.C. 181) and for review pursuant to the Atomic Energy Act (42 U.S.C. 218(c)).
7. A record from this system of records may be disclosed, as a routine use, to the Administrator, General Services, or his/her designee, during an inspection of records conducted by GSA as part of that agency's responsibility to recommend improvements in records management practices and programs, under authority of 44 U.S.C. 2904 and 2906. Such disclosure shall be made in accordance with the GSA regulations governing inspection of records for this purpose, and any other relevant (i.e., GSA or Commerce) directive. Such disclosure shall not be used to make determinations about individuals.
8. A record from this system of records may be disclosed, as a routine use, to the public after either publication of the application pursuant to 35 U.S.C. 122(b) or issuance of a patent pursuant to 35 U.S.C. 151. Further, a record may be disclosed, subject to the limitations of 37 CFR 1.14, as a routine use, to the public if the record was filed in an application which became abandoned or in which the proceedings were terminated and which application is referenced by either a published application, an application open to public inspection or an issued patent.
9. A record from this system of records may be disclosed, as a routine use, to a Federal, State, or local law enforcement agency, if the USPTO becomes aware of a violation or potential violation of law or regulation.

Notice of Allowability	Application No.	Applicant(s)	
	12/815,930	WILDE ET AL.	
	Examiner	Art Unit	
	BRIAN M. HEALY	2883	

-- The MAILING DATE of this communication appears on the cover sheet with the correspondence address--

All claims being allowable, PROSECUTION ON THE MERITS IS (OR REMAINS) CLOSED in this application. If not included herewith (or previously mailed), a Notice of Allowance (PTOL-85) or other appropriate communication will be mailed in due course. **THIS NOTICE OF ALLOWABILITY IS NOT A GRANT OF PATENT RIGHTS.** This application is subject to withdrawal from issue at the initiative of the Office or upon petition by the applicant. See 37 CFR 1.313 and MPEP 1308.

1. This communication is responsive to the response filed 1/31/2011.
2. The allowed claim(s) is/are 1-67.
3. Acknowledgment is made of a claim for foreign priority under 35 U.S.C. § 119(a)-(d) or (f).
 - a) All b) Some* c) None of the:
 1. Certified copies of the priority documents have been received.
 2. Certified copies of the priority documents have been received in Application No. _____.
 3. Copies of the certified copies of the priority documents have been received in this national stage application from the International Bureau (PCT Rule 17.2(a)).

* Certified copies not received: _____.

Applicant has THREE MONTHS FROM THE "MAILING DATE" of this communication to file a reply complying with the requirements noted below. Failure to timely comply will result in ABANDONMENT of this application.
THIS THREE-MONTH PERIOD IS NOT EXTENDABLE.

4. A SUBSTITUTE OATH OR DECLARATION must be submitted. Note the attached EXAMINER'S AMENDMENT or NOTICE OF INFORMAL PATENT APPLICATION (PTO-152) which gives reason(s) why the oath or declaration is deficient.
5. CORRECTED DRAWINGS (as "replacement sheets") must be submitted.
 - (a) including changes required by the Notice of Draftsperson's Patent Drawing Review (PTO-948) attached
 - 1) hereto or 2) to Paper No./Mail Date _____.
 - (b) including changes required by the attached Examiner's Amendment / Comment or in the Office action of Paper No./Mail Date _____.

Identifying indicia such as the application number (see 37 CFR 1.84(c)) should be written on the drawings in the front (not the back) of each sheet. Replacement sheet(s) should be labeled as such in the header according to 37 CFR 1.121(d).
6. DEPOSIT OF and/or INFORMATION about the deposit of BIOLOGICAL MATERIAL must be submitted. Note the attached Examiner's comment regarding REQUIREMENT FOR THE DEPOSIT OF BIOLOGICAL MATERIAL.

Attachment(s)

- | | |
|--|--|
| 1. <input checked="" type="checkbox"/> Notice of References Cited (PTO-892) | 5. <input type="checkbox"/> Notice of Informal Patent Application |
| 2. <input type="checkbox"/> Notice of Draftsperson's Patent Drawing Review (PTO-948) | 6. <input type="checkbox"/> Interview Summary (PTO-413),
Paper No./Mail Date _____. |
| 3. <input type="checkbox"/> Information Disclosure Statements (PTO/SB/08),
Paper No./Mail Date _____ | 7. <input type="checkbox"/> Examiner's Amendment/Comment |
| 4. <input type="checkbox"/> Examiner's Comment Regarding Requirement for Deposit
of Biological Material | 8. <input checked="" type="checkbox"/> Examiner's Statement of Reasons for Allowance |
| | 9. <input type="checkbox"/> Other _____. |

	/BRIAN M. HEALY/ PRIMARY EXAMINER ART UNIT: 2883
--	--

DETAILED ACTION

Allowable Subject Matter

1. The following is an examiner's statement of reasons for allowance: The closest references of record are (Note these references were made of record on PTOL-1449) Bouevitch et. al., U.S.P. No. 6,498,872 which teaches (Figs.1-12) an optical device which is used in conjunction with configurable optical add/drop multiplexers (COADM) which includes optical fiber input/output ports 80a,80b,99a,99b which sends wavelength of light which are collimated through lens 90 to spherical reflector 10 which is incident of diffraction grating 20 to MEMS reflector(s) 51,52.which are movable in either the horizontal or vertical directions to return specific wavelengths λ_1 , λ_2 to the output ports 3. Bouevitch et. al., U.S.P. No. 6,498,872 does not teach or suggest using channel micromirrors which are both individually and continuously controllable to reflect received spectral channels to any one of the output ports and to control the power of the received spectral channels coupled to the output ports.
2. Additional secondary references Wagener et. al., U.S.P. No. 6,631,222 (Figs.1-4), Jin et. al., U.S.P. No. 6,256,430 (Figs.1-7) and Ma et. al., U.S.P. No. 6,567,574 (Figs.1-12) all teach that at the time the invention was made it was know that pivotable micromirrors or MEMS can be used with wavelength multiplexers to switch or select wavelengths between input and output ports.
3. None of the aforementioned references, either taken alone or in combination with each other, teach or suggest the claimed wavelength separating routing device which includes multiple fiber collimators, a wavelength separator, a beam-focuser and a

spatial array of channel micro mirrors which are pivotable about two axes and are both individually and continuously controllable to reflect received spectral channels to any one of the output ports and to control the power of the received spectral channels coupled to the output ports. These limitations are recited in amended claim 1.

Therefore the patentability of amended claim 1 is confirmed.

4. Dependent claims 2-20 are inclusive of the limitations of amended claim 1, as well as other additionally recited limitations. Please see the dependent claims for the specifics of these additionally recited limitations. **The patentability of dependent claims 2-20 is confirmed.**

5. In addition, none of the aforementioned references, either taken alone or in combination with each other, teach or suggest the claimed servo-based optical apparatus comprising multiple fiber collimators providing multi-wavelength optical signal and a plurality of output ports, a wavelength separator, a beam focuser, a spatial array of individually controllable channel micromirrors and a servo-control assembly in communication with the channel micromirrors and the output ports for maintaining a predetermined coupling of each reflected spectral channels into one of the output ports.

6. These limitations are recited in original claim 21. **Therefore the patentability of original claim 21 is confirmed.**

7. Dependent claims 22-30 are inclusive of the limitations of original claim 21, as well as other additionally recited limitations. Please see the dependent claims for the specifics of these additionally recited limitations. **The patentability of dependent claims 22-30 is confirmed.**

8. In addition, none of the aforementioned references, either taken alone or in combination with each other, teach or suggest the claimed optical apparatus comprising: an array of fiber collimators providing multi-wavelength optical signal and a plurality of output ports, a wavelength separator, a beam focuser, a spatial array of individually controllable channel micromirrors being individually and continuously controllable to reflect spectral channels into selected ones of output ports and a one-dimensional (or two dimensional) array of collimator-alignment mirrors for adjusting an alignment of multi-wavelength optical signal from the input port and directing spectral channels into the output ports. These limitations are recited in original claim 31 (and original claim 37 is the same as that of claim 31 except has a two-dimensional array of collimator-alignment mirrors). **Therefore the patentability of original claims 31 and 37 is confirmed.**

9. Dependent claims 32-36 and 38-43 are inclusive of the limitations of original claim 31 and 37, as well as other additionally recited limitations. Please see the dependent claims for the specifics of these additionally recited limitations. **The patentability of dependent claims 32-36 and 38-43 is confirmed.**

10. The limitation of independent amended claim 44 is similar to that of claim 1 with the addition of a plurality of output ports including a pass-through port and one or more drop points. **Therefore the patentability of amended claim 44 is confirmed.**

11. Dependent claims 45-60 are inclusive of the limitations of amended claim 44, as well as other additionally recited limitations. Please see the dependent claims for the

specifics of these additionally recited limitations. **The patentability of dependent claims 45-60 is confirmed.**

12. In addition, none of the aforementioned references, either taken alone or in combination with each other, teach or suggest the claimed method of performing dynamic wavelength separating and routing comprising: receiving a multi-wavelength optical signal from an input port, separating the multi-wavelength optical signal into multiple spectral channels, focusing the spectral channels onto a spatial array of corresponding beam-deflecting elements whereby each beam deflecting element receives one of the spectral channels, dynamically and continuously controlling the beam-deflecting elements in two dimensions to direct the spectral channels into any selected ones of the output ports and to control the power of the spectral channels coupled into the selected output ports. These limitations are recited in amended claim 61. **Therefore the patentability of amended claim 61 is confirmed.**

13. Dependent claims 62-67 are inclusive of the limitations of amended claim 61, as well as other additionally recited limitations. Please see the dependent claims for the specifics of these additionally recited limitations. **The patentability of dependent claims 62-67 is confirmed.**

14. Please note that Applicant has cancelled or omitted newly submitted claim 68 in response to the previous office action. See the remarks of 1.31/2010.

Any comments considered necessary by applicant must be submitted no later than the payment of the issue fee and, to avoid processing delays, should preferably

accompany the issue fee. Such submissions should be clearly labeled "Comments on Statement of Reasons for Allowance."

The oath or declaration, filed 01/31/2010 is sufficient to overcome the rejection of claims based on 35 U.S.C. 251. See previous office action.

This reissue application is a reissue of U.S. Patent Application 11/027,586, filed 12/31/2004, now RE39,397, which is a Reissue of U.S. Patent Application, filed 08/23/2001, now U.S.P. No. 6,625,346 which claims the benefit of 60/277,217.

The references which were made of record in RE39,397, will also be made of record in the present Application.

Any inquiry concerning this communication or earlier communications from the examiner should be directed to BRIAN M. HEALY whose telephone number is (571)272-2347. The examiner can normally be reached on M-F 6AM-5PM.

If attempts to reach the examiner by telephone are unsuccessful, the examiner's supervisor, Mark Robinson can be reached on (571)272-2319. The fax phone number for the organization where this application or proceeding is assigned is 571-273-8300.

Application/Control Number: 12/815,930
Art Unit: 2883

Page 7

Information regarding the status of an application may be obtained from the Patent Application Information Retrieval (PAIR) system. Status information for published applications may be obtained from either Private PAIR or Public PAIR. Status information for unpublished applications is available through Private PAIR only. For more information about the PAIR system, see <http://pair-direct.uspto.gov>. Should you have questions on access to the Private PAIR system, contact the Electronic Business Center (EBC) at 866-217-9197 (toll-free). If you would like assistance from a USPTO Customer Service Representative or access to the automated information system, call 800-786-9199 (IN USA OR CANADA) or 571-272-1000.

**/BRIAN M. HEALY/
Primary Examiner
Art Unit 2883**

Notice of References Cited	Application/Control No. 12/815,930	Applicant(s)/Patent Under Reexamination WILDE ET AL.	
	Examiner BRIAN M. HEALY	Art Unit 2883	Page 1 of 1

U.S. PATENT DOCUMENTS

*		Document Number Country Code-Number-Kind Code	Date MM-YYYY	Name	Classification
*	A	US-6,625,346	09-2003	Wilde, Jeffrey P.	385/24
*	B	US-5,629,790	05-1997	Neukermans et al.	359/198.1
*	C	US-5,835,458	11-1998	Bischel et al.	369/44.12
*	D	US-5,960,133	09-1999	Tomlinson, W. John	385/18
*	E	US-5,974,207	10-1999	Aksyuk et al.	385/24
*	F	US-6,204,946	03-2001	Aksyuk et al.	398/9
*	G	US-6,205,269	03-2001	Morton, Paul A.	385/24
*	H	US-6,222,954	04-2001	Riza, Nabeel Agha	385/18
*	I	US-6,263,135	07-2001	Wade, Robert Kent	385/37
*	J	US-6,289,155	09-2001	Wade, Robert Kent	385/37
*	K	US-6,418,250	07-2002	Corbosiero et al.	385/24
*	L	US-2002/0131691 A1	09-2002	Garrett et al.	385/24
*	M	US-2003/0043471 A1	03-2003	Belser et al.	359/634


FOREIGN PATENT DOCUMENTS

*		Document Number Country Code-Number-Kind Code	Date MM-YYYY	Country	Name	Classification
	N					
	O					
	P					
	Q					
	R					
	S					
	T					

NON-PATENT DOCUMENTS


*		Include as applicable: Author, Title Date, Publisher, Edition or Volume, Pertinent Pages)
	U	
	V	
	W	
	X	

*A copy of this reference is not being furnished with this Office action. (See MPEP § 707.05(a).)
Dates in MM-YYYY format are publication dates. Classifications may be US or foreign.

Application Number 	Application No. 12/815,930	Applicant(s) Wilde et al.
	Notice of Reissue Published in OG on 08/03/10	
Original Patent Number of Patent To Be Reissued is RE39397		The Maintenance fee status is: <input checked="" type="checkbox"/> up to date. <input type="checkbox"/> not required.
This reissue patent is subject to A Terminal Disclaimer that: <input type="checkbox"/> was filed during the prosecution of the reissue application. <input type="checkbox"/> was of record prior to the filing of the reissue application.		
Physical surrender of the letters patent <input type="checkbox"/> was made. <input type="checkbox"/> was not made, but a statement of loss/inaccessibility was provided. <input checked="" type="checkbox"/> is not required		

<p align="center">Final SPRE Review</p> <p align="center"><i>DR</i></p> <hr/> <p align="center">(INITIALS)</p>
<p align="center"><i>3/24/11</i></p> <hr/> <p align="center">(DATE)</p>


U.S. Patent and Trademark Office

Index of Claims 	Application/Control No. 12815930	Applicant(s)/Patent Under Reexamination WILDE ET AL.
	Examiner BRIAN M HEALY	Art Unit 2883

✓	Rejected	-	Cancelled	N	Non-Elected	A	Appeal
=	Allowed	÷	Restricted	I	Interference	O	Objected


<input checked="" type="checkbox"/> Claims renumbered in the same order as presented by applicant					<input type="checkbox"/> CPA	<input type="checkbox"/> T.D.	<input type="checkbox"/> R.1.47	
CLAIM		DATE						
Final	Original	10/22/2010	12/29/2010	02/15/2011				
1	1	✓	✓	=				
2	2	✓	✓	=				
3	3	✓	✓	=				
4	4	✓	✓	=				
5	5	✓	✓	=				
6	6	✓	✓	=				
7	7	✓	✓	=				
8	8	✓	✓	=				
9	9	✓	✓	=				
10	10	✓	✓	=				
11	11	✓	✓	=				
12	12	✓	✓	=				
13	13	✓	✓	=				
14	14	✓	✓	=				
15	15	✓	✓	=				
16	16	✓	✓	=				
17	17	✓	✓	=				
18	18	✓	✓	=				
19	19	✓	✓	=				
20	20	✓	✓	=				
21	21	✓	✓	=				
22	22	✓	✓	=				
23	23	✓	✓	=				
24	24	✓	✓	=				
25	25	✓	✓	=				
26	26	✓	✓	=				
27	27	✓	✓	=				
28	28	✓	✓	=				
29	29	✓	✓	=				
30	30	✓	✓	=				
31	31	✓	✓	=				
32	32	✓	✓	=				
33	33	✓	✓	=				
34	34	✓	✓	=				
35	35	✓	✓	=				
36	36	✓	✓	=				



Index of Claims 	Application/Control No. 12815930	Applicant(s)/Patent Under Reexamination WILDE ET AL.
	Examiner BRIAN M HEALY	Art Unit 2883

✓	Rejected	-	Cancelled	N	Non-Elected	A	Appeal
=	Allowed	÷	Restricted	I	Interference	O	Objected

<input checked="" type="checkbox"/> Claims renumbered in the same order as presented by applicant		<input type="checkbox"/> CPA		<input type="checkbox"/> T.D.		<input type="checkbox"/> R.1.47			
CLAIM		DATE							
Final	Original	10/22/2010	12/29/2010	02/15/2011					
37	37	✓	✓	=					
38	38	✓	✓	=					
39	39	✓	✓	=					
40	40	✓	✓	=					
41	41	✓	✓	=					
42	42	✓	✓	=					
43	43	✓	✓	=					
44	44	✓	✓	=					
45	45	✓	✓	=					
46	46	✓	✓	=					
47	47	✓	✓	=					
48	48	✓	✓	=					
49	49	✓	✓	=					
50	50	✓	✓	=					
51	51	✓	✓	=					
52	52	✓	✓	=					
53	53	✓	✓	=					
54	54	✓	✓	=					
55	55	✓	✓	=					
56	56	✓	✓	=					
57	57	✓	✓	=					
58	58	✓	✓	=					
59	59	✓	✓	=					
60	60	✓	✓	=					
61	61	✓	✓	=					
62	62	✓	✓	=					
63	63	✓	✓	=					
64	64	✓	✓	=					
65	65	✓	✓	=					
66	66	✓	✓	=					
67	67	✓	✓	=					
	68	✓	✓	-					

Search Notes 	Application/Control No. 12815930	Applicant(s)/Patent Under Reexamination WILDE ET AL.
	Examiner BRIAN M HEALY	Art Unit 2883

SEARCHED			
Class	Subclass	Date	Examiner
385	24,11,37,34	10/22/2010	/BH/
	UPDATE:(SAME AS ABOVE)	2/15/2011	/BH/

SEARCH NOTES			
Search Notes	Date	Examiner	
SEARCHED"EAST"(prior art)(SEARCH TERMS, CLASS/SUBCLASSES AND DATABASES USED ARE LISTED ON printout)	10/22/2010	/BH/	
UPDATE"EAST" (prior art and interference)(SAME AS ABOVE)	2/15/2011	/BH/	
PALM INVENTOR'S SEARCH	2/15/2011	/BH/	
STIC LITIGATION SEARCH			
Consulted USP RE39,397 and USP No.6,625,346.	2/15/2011	/BH/	
STIC LITIGATION SEARCH (NO LITIGATION FOUND)	2/16/2011	/BH/	

INTERFERENCE SEARCH			
Class	Subclass	Date	Examiner
385	24,11,37,34	2/15/2011	/BH/

--	--



UNITED STATES PATENT AND TRADEMARK OFFICE

UNITED STATES DEPARTMENT OF COMMERCE
 United States Patent and Trademark Office
 Address: COMMISSIONER FOR PATENTS
 P.O. Box 1450
 Alexandria, Virginia 22313-1450
 www.uspto.gov

BIB DATA SHEET

CONFIRMATION NO. 2344

SERIAL NUMBER 12/815,930	FILING or 371(c) DATE 06/15/2010 RULE	CLASS 385	GROUP ART UNIT 2883	ATTORNEY DOCKET NO. C2393-1101RE2		
APPLICANTS Jeffrey P. Wilde, Morgan Hill, CA; Joseph E. Davis, Morgan Hill, CA;						
** CONTINUING DATA ***** This application is a REI of 11/027,586 12/31/2004 PAT R,E39,397 which is a REI of 09/938,426 08/23/2001 PAT 6,625,346 which claims benefit of 60/277,217 03/19/2001						
** FOREIGN APPLICATIONS *****						
** IF REQUIRED, FOREIGN FILING LICENSE GRANTED ** 07/02/2010						
Foreign Priority claimed <input type="checkbox"/> Yes <input checked="" type="checkbox"/> No 35 USC 119(a-d) conditions met <input type="checkbox"/> Yes <input checked="" type="checkbox"/> No Verified and Acknowledged	<input type="checkbox"/> Met after Allowance /BRIAN HEALY/ Examiner's Signature	Initials	STATE OR COUNTRY CA	SHEETS DRAWINGS 12	TOTAL CLAIMS 68	INDEPENDENT CLAIMS 7
ADDRESS LAW OFFICES OF BARRY N. YOUNG 200 PAGE MILL ROAD SUITE 102 PALO ALTO, CA 94306 UNITED STATES						
TITLE Reconfigurable Optical Add-Drop Multiplexers with Servo Control and Dynamic Spectral Power Management Capabilities						
FILING FEE RECEIVED 4896	FEES: Authority has been given in Paper No. _____ to charge/credit DEPOSIT ACCOUNT No. _____ for following:			<input type="checkbox"/> All Fees <input type="checkbox"/> 1.16 Fees (Filing) <input type="checkbox"/> 1.17 Fees (Processing Ext. of time) <input type="checkbox"/> 1.18 Fees (Issue) <input type="checkbox"/> Other _____ <input type="checkbox"/> Credit		



EIC 2800 SEARCH REPORT



STIC Database Tracking Number: 356224

To: BRIAN HEALY
Location: JEF-4D05
Art Unit: 2883
Wednesday, February 16, 2011

Case Serial Number: 11/027586

From: DIANE JACKSON
Location: EIC2800
JEF-4B68
Phone: (571)272-3260

diane.jackson@uspto.gov

Search Notes

Hi,

Attached are litigation search results in Lexis Nexis, and CourtLink and Q-Pat/Orbit.

No Litigation was found for Serial Number 11/027586 – Patents RE39397 and 6625346.

If you have any questions, please feel free to contact me.

Thanks,

Diane

356224

Jackson, Diane

From: Healy, Brian

FEB 16 2011

Sent: Tuesday, February 15, 2011 10:28 AM

To: STIC-EIC2800

Subject: Need litigation search for reissue 11/027,586 corresponding to PAT Re39,397 which is a reissue of 09/938,426, now USP 6,625,346

Dear Sir or Madam, My name is Brian Healy (employee No 62975) and I am a Primary Examiner working on a reissue. I Need a litigation search for reissue 11/027,586 corresponding to PAT Re39,397 which is a reissue of 09/938,426, now USP 6,625,346. Thanks, Brian Healy, Primary Examiner, Art Unit: 2883 (571) 272-2347

RE 39,397

6,625,346

2/15/2011

Healy, Brian

From: Jackson, Diane
Sent: Wednesday, February 16, 2011 9:34 AM
To: Healy, Brian
Subject: Litigation Search Results for 11/027586 - Patents RE39397 and 6625346 - Nothing found ...Please see attached pdf - Thank you for using your EIC2800!
Attachments: Litigation11027586.pdf..pdf

Hi Examiner HEALY,

Attached as a pdf are your Litigation Search Results for 11/027586 - Patents RE39397 and 6625346.

Thanks again for using your EIC2800!

Diane Jackson
United States Patent and Trademark Office
EIC 2800 - Jefferson 4B68 (STIC)
Technical Information Specialist
571-272-2540 diane.jackson@uspto.gov

2/16/2011

Application Number Information

Application Number Information

Application Number: 11/027586 [Assignments](#)
 Filing or 371(c) Date: 12/31/2004 [eDan](#)
 Effective Date: 12/31/2004
 Application Received: 01/03/2005
 Patent Number: [RE39397](#)
 Issue Date: 11/14/2006
 Date of Abandonment: 00/00/0000
 Attorney Docket Number: C2393-1101
 Status: 150 /PATENTED CASE
 Confirmation Number: 5930

Examiner Number: 62975 / [HEALY, BRIAN](#)
 Group Art Unit: [2883](#) [JFW Madras](#)
 Class/Subclass: 385/024.000
 Lost Case: NO
 Interference Number:
 Unmatched Petition: NO
 L&R Code: Secrecy Code:1
 Third Level Review: NO
 Secrecy Order: NO
 Status Date: 10/25/2006
 Oral Hearing: NO

Title of Invention: RECONFIGURABLE OPTICAL ADD-DROP MULTIPLEXERS WITH SERVO CONTROL AND DYNAMIC SPECTRAL POWER MANAGEMENT CAPABILITIES

Bar Code	PALM Location	Location Date	Charge to Loc	Charge to Name	Employee Name	Location
----------	---------------	---------------	---------------	----------------	---------------	----------

Appln Info	Contents	Petition Info	Atty/Agent Info	Continuity/Reexam	Foreign Data	Inventors	Address	Fees	Post Info	Pre C
------------	----------	---------------	-----------------	-------------------	--------------	-----------	---------	------	-----------	-------

Search Another: Application # or Patent#
 PCT / / or PG PUBS #
 Attorney Docket #
 Bar Code #

To go back, right click here and select Back. To go forward, right click here and select Forward. To refresh, right click here and select Refresh.
 Back to [OASIS](#) Home page

http://EXPOWEB1:8001/cgi-bin/expo/GenInfo/snquery.pl?APPL_ID=11027586

Continuity/Reexam Information for 11/027586

Parent Data

11027586, filed 12/31/2004 is a reissue of 09938426, filed 08/23/2001, now U.S. Patent #6625346 and having 1 RCE-type filing therein 09938426. Claims Priority from Provisional Application 60277217, filed 03/19/2001

Child Data

12815930, filed on 06/15/2010 is a reissue of 11027586, filed on 12/31/2004

Appl. Info	Contents	Petition Info	Atty/Agent Info	Continuity/Reexam	Foreign Data	Inventors	Address	Fees	Post Info	Pre G
------------	----------	---------------	-----------------	-------------------	--------------	-----------	---------	------	-----------	-------

Search Another: Application # or Patent#

PCT / / or PG PUBS #

Attorney Docket #

Bar Code #

To go back, right click here and select Back. To go forward, right click here and select Forward. To refresh, right click here and select Refresh.
Back to [OASIS](#) Home page

Application Number Information

Application Number Information

Application Number: 09/938426 [Order This File](#) [Assignments](#)
 Filing or 371(c) Date: 08/23/2001 [eDan](#)
 Effective Date: 08/23/2001
 Application Received: 08/27/2001
 Pat. Num./Pub. Num: 6625346/20020131687
 Issue Date: 09/23/2003
 Date of Abandonment: 00/00/0000
 Attorney Docket Number: 210393-991101
 Status: 150 /PATENTED CASE
 Confirmation Number: 2587

Examiner Number: 62975 / [HEALY, BRIAN](#)
 Group Art Unit: 2874
 Class/Subclass: 385/024.000
 Lost Case: NO
 Interference Number:
 Unmatched Petition: NO
 L&R Code: Secrecy Code:1
 Third Level Review: NO
 Oral Hearing: NO

Secrecy Order: NO
 Status Date: 09/04/2003

Title of Invention: RECONFIGURABLE OPTICAL ADD-DROP MULTIPLEXERS WITH SERVO CONTROL AND DYNAMIC SPECTRAL POWER MANAGEMENT CAPABILITIES

Bar Code	PALM Location	Location Date	Charge to Loc	Charge to Name	Employee Name	Location
09938426	9200	11/23/2009	No Charge to Location	No Charge to Name	SIDDIQI,VIQAR	

Appl Info [Contents](#) [Petition Info](#) [Atty/Agent Info](#) [Continuity/Reexam](#) [Foreign Data](#) [Inventors](#) [Address](#) [Fees](#) [Post. Info](#) [Pre-C](#)

Search Another: Application # [Search](#) or Patent# [Search](#)
 PCT / / [Search](#) or PG PUBS # [Search](#)
 Attorney Docket # [Search](#)
 Bar Code # [Search](#)

To go back, right click here and select Back. To go forward, right click here and select Forward. To refresh, right click here and select Refresh.
 Back to [QASIS](#) Home page

http://EXPWEB1:8001/cgi-bin/expo/GenInfo/snquery.pl?APPL_ID=09938426

Single Search - with Terms and Connectors

Enter keywords - Search multiple dockets & documents



[View Demo](#)
[Search Tips](#)

[My CourtLink](#)

[Search](#)

[Dockets & Documents](#)

[Track](#)

[Alert](#)

[Strategic Profiles](#)

[My Account](#)



[Search](#) > [Patent Search](#) > Searching

Patent Search RE39397 2/16/2011

No cases found.

[Return to search](#)

(Charges for search still apply)



[About LexisNexis](#) | [Terms & Conditions](#) | [Pricing](#) | [Privacy](#) | [Customer Support](#) - 1-888-311-1966
Copyright © 2011 LexisNexis®. All rights reserved.

My Lexis™	Search	Get a Document	Shepard's®	More	History	Alerts
All	Legal	News & Business	Public Records	Find A Source	Add/Edit Subtabs	

Legal > Area of Law - By Topic > Patent Law > Find Patents > Utility, Design and Plant Patents [i](#)

Search [View Tutorial](#) | [Help](#)

Broaden this search with additional sources

[Utility, Design and Plant Patents](#) [i](#) (Source you selected)

[Chisum on Patents](#) [i](#)

[Patent Law Digest](#) [i](#)

[Patent Case Management Judicial Guide](#) [i](#)

[Intellectual Property Counseling and Litigation](#) [i](#)

[Court of Appeals for the Federal Circuit Practice & Procedure](#) [i](#)

[View all sources](#)

Select Search Type and Enter Search Terms

Terms & Connectors	(RE39397 or RE39,397) or (RE or REissu!) w/3 (39397 or 39,397)	Suggest terms for my search
Natural Language		
Easy Search™		Check spelling
Semantic Search		
What's this?		

Restrict by Document Segment

Select a document segment, enter search terms for the segment, then click Add.

[^](#)

Note: Segment availability differs between sources. Segments may not be applied consistently across sources.

Restrict by Date

From To [Date formats...](#)

<p>Search Connectors</p> <p>and and w/p in same paragraph</p> <p>or or w/seg in same segment</p> <p>w/N within N words w/s in same sentence</p> <p>pre/N precedes by N words and not and not</p> <p>More Connectors & Commands...</p>	<p>How Do I...?</p> <p>Combine sources?</p> <p>Restrict by date?</p> <p>Restrict by document segment?</p> <p>Use wildcards as placeholders for one or more characters in a search term?</p> <p>View Tutorials</p>
--	--

In

My Lexis™	Search	Get a Document	Shepard's®	More	History	Alerts
---------------------------	------------------------	--------------------------------	----------------------------	----------------------	-------------------------	------------------------

FOCUS™ Terms (RE39397 or RE39,397) or (RE or RE) Search Within Original Results (1 - 4) Using Semantic Concepts

What's this? Advanced...

[View Tutorial](#)

Source: [Legal > Area of Law - By Topic > Patent Law > Find Patents > Utility, Design and Plant Patents](#)

Terms: (RE39397 or RE39,397) or (RE or REIssu!) w/3 (39397 or 39,397) (Edit Search | Suggest Terms for My Search)

Select for FOCUS™ or Delivery



027586 (11) RE 39397 November 14, 2006

UNITED STATES PATENT AND TRADEMARK OFFICE GRANTED PATENT

RE 39397

Get Drawing Sheet 1 of 12
Access PDF of Official Patent *
Order Patent File History / Wrapper from REEDFAX@
Link to Claims Section

November 14, 2006

Reconfigurable optical add-drop multiplexers with servo control and dynamic spectral power management capabilities

INVENTOR: Wilde, Jeffrey P. - Morgan Hill, California, United States (US) Davis, Joseph E. - Morgan Hill, California, United States (US)

APPL-NO: 027586 (11)

FILED-DATE: December 31, 2004

GRANTED-DATE: November 14, 2006

ASSIGNEE-AT-ISSUE: Capella Photonics, Inc., San Jose, California, United States (US), United States company or corporation (02)

ASSIGNEE-AFTER-ISSUE: May 5, 2009 - SECURITY AGREEMENT, SILICON VALLEY BANK 3003 TASMAN DRIVE SANTA CLARA CALIFORNIA 95054, Reel and Frame Number: 022641/0593
July 9, 2009 - SECURITY AGREEMENT, TEATON CAPITAL COMPANY 3000 SAND HILL ROAD, SUITE 3-210 MENLO PARK CALIFORNIA 94025, Reel and Frame Number: 022932/0669

LEGAL-REP: Young, Barry N. -

PUB-TYPE: November 14, 2006 - Reissue Patent (E1)

PUB-COUNTRY: United States (US)

REL-DATA:
Reissue of: 09938426, August 23, 2001, GRANTED PATENT 06625346, September 23, 2003
Provisional Application Ser. No. 60277217, March 19, 2001, PENDING

US-MAIN-CL: 385#24

[My Lexis™](#) | [Search](#) | [Get a Document](#) | [Shepard's®](#) | [More](#) | [History](#) | [Alerts](#)
[All](#) | [Legal](#) | [News & Business](#) | [Public Records](#) | [Find A Source](#) | [Add/Edit Subtabs](#)

Legal > Area of Law - By Topic > Patent Law > Find Cases > Intellectual Property Cases, Administrative Decisions & Regulations [i](#)

[View Tutorial](#) | [Help](#)

Search

Broaden this search with additional sources

Intellectual Property Cases, Administrative Decisions & Regulations [i](#) (Source you selected)

Chisum on Patents [i](#)

Patent Law Digest [i](#)

Patent Case Management Judicial Guide [i](#)

Intellectual Property Counseling and Litigation [i](#)

Court of Appeals for the Federal Circuit Practice & Procedure [i](#)

[View all sources](#)

Select Search Type and Enter Search Terms

<p>Terms & Connectors</p> <p>Natural Language</p> <p>Easy Search™</p>	<p>(RE39397 or RE39,397) or (RE or REIss!) w/3 (39397 or 39,397)</p>	<p>Suggest terms for my search</p> <p>Check spelling</p>
--	--	--

Restrict by Document Segment

Select a document segment, enter search terms for the segment, then click Add.

Note: Segment availability differs between sources. Segments may not be applied consistently across sources.

Restrict by Date

No Date Restrictions [i](#) From To Date formats...

<p>Search Connectors</p> <p>and and w/p in same paragraph</p> <p>or or w/seg in same segment</p> <p>w/N within N words w/s in same sentence</p> <p>pre/N precedes by N words and not and not</p> <p>More Connectors & Commands...</p>	<p>How Do I...?</p> <p>Combine sources?</p> <p>Restrict by date?</p> <p>Restrict by document segment?</p> <p>Use wildcards as placeholders for one or more characters in a search term?</p> <p>View Tutorials</p>
---	--

In

No Documents Found

No documents were found for your search terms
"(RE39397 or RE39,397) or (RE or REissu!) w/3 (39397 or 39,397)"

Click "Save this search as an Alert" to schedule your search to run in the future.

- OR -

Click "Edit Search" to return to the search form and modify your search.

Suggestions:

- Check for spelling errors.
- Remove some search terms.
- Use more common search terms, such as those listed in "Suggested Words and Concepts."
- Use a less restrictive date range.

| [Save this Search as an Alert](#) || [Edit Search](#) |

In

[About LexisNexis](#) | [Privacy Policy](#) | [Terms & Conditions](#) | [Contact Us](#)
Copyright © 2011 LexisNexis, a division of Reed Elsevier Inc. All rights reserved.

[My Lexis™](#) | [Search](#) | [Get a Document](#) | [Shepard's®](#) | [More](#) | [History](#) | [Alerts](#)
[All](#) | [Legal](#) | [News & Business](#) | [Public Records](#) | [Find A Source](#) | [Add/Edit Subtabs](#)

Legal > Federal Legal - U.S. > Find Statutes, Regulations, Administrative Materials & Court Rules > Administrative Agency Materials > Federal Agency Decisions, Combined [i](#)

Search [View Tutorial](#) | [Help](#)

- Broaden this search with additional sources**
- Federal Agency Decisions, Combined** [i](#) (Source you selected)
 - Jury Verdicts and Settlements, Combined [i](#)
 - LexisNexis Jury Verdicts and Settlements [i](#)
 - U.S. Supreme Court Briefs [i](#)
 - Martindale-Hubbell(R) Listings, All [i](#)
 - Martindale-Hubbell(R) Law Directory - U.S. Government Attorney Profiles [i](#)
- [View all sources](#)

Select Search Type and Enter Search Terms

<p>Terms & Connectors</p> <p>Natural Language</p> <p>Easy Search™</p>	<p>(RE39397 or RE39,397) or (RE or REIssu!) w/3 (39397 or 39,397)</p>	<p>Suggest terms for my search</p> <p>Check spelling</p>
--	---	--

Restrict by Document Segment

Select a document segment, enter search terms for the segment, then click Add.

Note: Segment availability differs between sources. Segments may not be applied consistently across sources.

Restrict by Date

From To [Date formats...](#)

<p>Search Connectors</p> <p>and and w/p in same paragraph</p> <p>or or w/seg in same segment</p> <p>w/N within N words w/s in same sentence</p> <p>pre/N precedes by N words and not and not</p> <p>More Connectors & Commands...</p>	<p>How Do I...?</p> <p>Combine sources?</p> <p>Restrict by date?</p> <p>Restrict by document segment?</p> <p>Use wildcards as placeholders for one or more characters in a search term?</p> <p>View Tutorials</p>
---	--

No Documents Found

No documents were found for your search terms
"(RE39397 or RE39,397) or (RE or REIssu!) w/3 (39397 or 39,397)"

Click "Save this search as an Alert" to schedule your search to run in the future.

- OR -

Click "Edit Search" to return to the search form and modify your search.

Suggestions:

- Check for spelling errors.
- Remove some search terms.
- Use more common search terms, such as those listed in "Suggested Words and Concepts."
- Use a less restrictive date range.

| [Save this Search as an Alert](#) || [Edit Search](#) |

In

[About LexisNexis](#) | [Privacy Policy](#) | [Terms & Conditions](#) | [Contact Us](#)
Copyright © 2011 LexisNexis, a division of Reed Elsevier Inc. All rights reserved.

[My Lexis™](#) | [Search](#) | [Get a Document](#) | [Shepard's®](#) | [More](#) | [History](#) | [Alerts](#)
[All](#) | [Legal](#) | [News & Business](#) | [Public Records](#) | [Find A Source](#) Add/Edit Subtabs

Legal > / ... / > Legal US News, All

Search [View Tutorial](#) | [Help](#)

Select Search Type and Enter Search Terms

Terms & Connectors	(RE39397 or RE39,397) or (RE or REissu!) w/3 (39397 or 39,397)	Suggest terms for my search <input type="button" value="Search"/> Check spelling
Natural Language		
Easy Search™		

Restrict by Document Segment

Select a document segment, enter search terms for the segment, then click Add.

Note: Segment availability differs between sources. Segments may not be applied consistently across sources.

Restrict by Date

From To [Date formats...](#)

<p>Search Connectors</p> <table style="width: 100%; border-collapse: collapse;"> <tr> <td style="padding: 2px;">and</td> <td style="padding: 2px;">and</td> <td style="padding: 2px;">w/p</td> <td style="padding: 2px;">in same paragraph</td> </tr> <tr> <td style="padding: 2px;">or</td> <td style="padding: 2px;">or</td> <td style="padding: 2px;">w/seg</td> <td style="padding: 2px;">in same segment</td> </tr> <tr> <td style="padding: 2px;">w/N</td> <td style="padding: 2px;">within N words</td> <td style="padding: 2px;">w/s</td> <td style="padding: 2px;">in same sentence</td> </tr> <tr> <td style="padding: 2px;">pre/N</td> <td style="padding: 2px;">precedes by N words</td> <td style="padding: 2px;">and not</td> <td style="padding: 2px;">and not</td> </tr> </table> <p>More Connectors & Commands...</p>	and	and	w/p	in same paragraph	or	or	w/seg	in same segment	w/N	within N words	w/s	in same sentence	pre/N	precedes by N words	and not	and not	<p>How Do I...?</p> <p>Combine sources?</p> <p>Restrict by date?</p> <p>Restrict by document segment?</p> <p>Use wildcards as placeholders for one or more characters in a search term?</p> <p>View Tutorials</p>
and	and	w/p	in same paragraph														
or	or	w/seg	in same segment														
w/N	within N words	w/s	in same sentence														
pre/N	precedes by N words	and not	and not														

In

No Documents Found

No documents were found for your search terms

"(RE39397 or RE39,397) or (RE or REIssu!) w/3 (39397 or 39,397)"

Click "Save this search as an Alert" to schedule your search to run in the future.

- OR -

Click "Edit Search" to return to the search form and modify your search.

Suggestions:

- Check for spelling errors.
- Remove some search terms.
- Use more common search terms, such as those listed in "Suggested Words and Concepts."
- Use a less restrictive date range.

| **Save this Search as an Alert** || **Edit Search** |

In

[About LexisNexis](#) | [Privacy Policy](#) | [Terms & Conditions](#) | [Contact Us](#)
Copyright © 2011 LexisNexis, a division of Reed Elsevier Inc. All rights reserved.

My Lexis™	Search	Get a Document	Shepard's®	More	History	Alerts
---------------------------	------------------------	--------------------------------	----------------------------	----------------------	-------------------------	------------------------

Source: [Legal > Federal Legal - U.S. > Find Statutes, Regulations, Administrative Materials & Court Rules > United States Code Service \(USCS\) Materials > United States Code Service - Titles 1 through 51](#)

Copyright © 2011 by Matthew Bender & Company, Inc., a member of the LexisNexis Group. All rights reserved.

United States Code Service - Titles 1 through 51

[View Tutorial](#) | [Help](#)

Terms and Connectors Natural Language

Search: Full-text of source documents



Advanced

Table of Contents (TOC) only

Search Selected Only







[Clear All Selections](#) | [Hide Book Headers](#)

- TITLE 1. GENERAL PROVISIONS
- TITLE 2. THE CONGRESS
- TITLE 3. THE PRESIDENT
- TITLE 4. FLAG AND SEAL, SEAT OF GOVERNMENT, AND THE STATES
- TITLE 5. GOVERNMENT ORGANIZATION AND EMPLOYEES
- TITLE 6. DOMESTIC SECURITY
- TITLE 7. AGRICULTURE
- TITLE 8. ALIENS AND NATIONALITY
- TITLE 9. ARBITRATION
- TITLE 10. ARMED FORCES
- TITLE 11. BANKRUPTCY
- TITLE 12. BANKS AND BANKING
- TITLE 13. CENSUS
- TITLE 14. COAST GUARD
- TITLE 15. COMMERCE AND TRADE
- TITLE 16. CONSERVATION
- TITLE 17. COPYRIGHTS
- TITLE 18. CRIMES AND CRIMINAL PROCEDURE
- TITLE 19. CUSTOMS DUTIES
- TITLE 20. EDUCATION
- TITLE 21. FOOD AND DRUGS
- TITLE 22. FOREIGN RELATIONS AND INTERCOURSE
- TITLE 23. HIGHWAYS
- TITLE 24. HOSPITALS AND ASYLUMS
- TITLE 25. INDIANS
- TITLE 26. INTERNAL REVENUE CODE
- TITLE 27. INTOXICATING LIQUORS
- TITLE 28. JUDICIARY AND JUDICIAL PROCEDURE
- TITLE 29. LABOR
- TITLE 30. MINERAL LANDS AND MINING
- TITLE 31. MONEY AND FINANCE
- TITLE 32. NATIONAL GUARD
- TITLE 33. NAVIGATION AND NAVIGABLE WATERS
- TITLE 34. [NAVY]
- TITLE 35. PATENTS
- TITLE 36. PATRIOTIC AND NATIONAL OBSERVANCES, CEREMONIES, AND ORGANIZATIONS
- TITLE 37. PAY AND ALLOWANCES OF THE UNIFORMED SERVICES
- TITLE 38. VETERANS' BENEFITS
- TITLE 39. POSTAL SERVICE
- TITLE 40. PUBLIC BUILDINGS, PROPERTY, AND WORKS

-  **TITLE 41. PUBLIC CONTRACTS**
-  **TITLE 42. THE PUBLIC HEALTH AND WELFARE**
-  **TITLE 43. PUBLIC LANDS**
-  **TITLE 44. PUBLIC PRINTING AND DOCUMENTS**
-  **TITLE 45. RAILROADS**
-  **TITLE 46. SHIPPING**
-  **TITLE 47. TELEGRAPHS, TELEPHONES, AND RADIOTELEGRAPHS**
-  **TITLE 48. TERRITORIES AND INSULAR POSSESSIONS**
-  **TITLE 49. TRANSPORTATION**
-  **TITLE 50. WAR AND NATIONAL DEFENSE**
-  **TITLE 51. NATIONAL AND COMMERCIAL SPACE PROGRAMS**

↔ 1 - 51 of 51 ↔

Key:

-  Click to expand level.*
 -  Click to collapse level.*
 -  Click to expand document subheadings.*
 -  Click to collapse document subheadings.*
 -  Click link to display full text of document.*
 -  Click to generate a TOC linking url.
- * Hover your cursor over this icon to display the Multiple Level Expand navigation menu.

Source: **Legal > Federal Legal - U.S. > Find Statutes, Regulations, Administrative Materials & Court Rules > United States Code Service (USCS) Materials > United States Code Service - Titles 1 through 51**

In

About LexisNexis | Privacy Policy | Terms & Conditions | Contact Us
Copyright © 2011 LexisNexis, a division of Reed Elsevier Inc. All rights reserved.

No Documents Found

No documents were found for your search terms

"(RE39397 or RE39,397) or (RE or REIssu!) w/3 (39397 or 39,397)"

Click "Save this search as an Alert" to schedule your search to run in the future.

- OR -

Click "Edit Search" to return to the search form and modify your search.

Suggestions:

- Check for spelling errors.
- Remove some search terms.
- Use more common search terms, such as those listed in "Suggested Words and Concepts."
- Use a less restrictive date range.

| [Save this Search as an Alert](#) || [Edit Search](#) |

In

[About LexisNexis](#) | [Privacy Policy](#) | [Terms & Conditions](#) | [Contact Us](#)
Copyright © 2011 LexisNexis, a division of Reed Elsevier Inc. All rights reserved.

Single Search - with Terms and Connectors

Enter keywords - Search multiple dockets & documents

Search

[View Demo](#)
[Search Tips](#)

[My CourtLink](#)

[Search](#)

[Dockets & Documents](#)

[Track](#)

[Alert](#)

[Strategic Profiles](#)

[My Account](#)



[Search](#) > [Patent Search](#) > Searching

Patent Search 6625346 2/16/2011

No cases found.


[Return to Search](#)

(Charges for search still apply)



[About LexisNexis](#) | [Terms & Conditions](#) | [Pricing](#) | [Privacy](#) | [Customer Support](#) - 1-888-311-1966
Copyright © 2011 LexisNexis®. All rights reserved.

My Lexis™	Search	Get a Document	Shepard's®	More	History	Alerts
---------------------------	------------------------	--------------------------------	----------------------------	----------------------	-------------------------	------------------------

FOCUS™ Terms Search Within Using Semantic Concepts
 What's this?  [Advanced...](#)

[View Tutorial](#)Source: [Legal > Area of Law - By Topic > Patent Law > Find Patents > Utility, Design and Plant Patents](#) [i](#)Terms: **Patno=6625346** ([Edit Search](#) | [Suggest Terms for My Search](#))

938426 (09) 6625346 September 23, 2003

UNITED STATES PATENT AND TRADEMARK OFFICE GRANTED PATENT

6625346

[Get Drawing Sheet 1 of 12](#)
[Access PDF of Official Patent *](#)
[Order Patent File History / Wrapper from REEDFAX®](#)
[Link to Claims Section](#)

September 23, 2003

Reconfigurable optical add-drop multiplexers with servo control and dynamic spectral power management capabilities

REISSUE:

December 31, 2004 - Reissue Application filed Ex. Gp.: 2874; Re. S.N. 11/027,586 , (O.G. March 15, 2005)
 November 14, 2006 - This patent was reissued as Reissue Patent RE 39,397 (O.G. November 14, 2006) ,

INVENTOR: Wilde, Jeffrey P. - Los Gatos, CALIFORNIA**APPL-NO:** 938426 (09)**FILED-DATE:** August 23, 2001**GRANTED-DATE:** September 23, 2003**PRIORITY:** August 23, 2001 - 10938426, United States of America (US)**ASSIGNEE-PRE-ISSUE:**

August 23, 2001 - ASSIGNMENT OF ASSIGNORS INTEREST (SEE DOCUMENT FOR DETAILS)., CAPELLA PHOTONICS, INC. 19 GREAT OAKS BLVD., SUITE 20SAN JOSE, CALIFORNIA, 95119, Reel and Frame Number: 012118/0994

ASSIGNEE-AT-ISSUE:

Capella Photonics, Inc., San Jose, CALIFORNIA , United States company or corporation (02)

ASSIGNEE-AFTER-ISSUE:

May 5, 2009 - SECURITY AGREEMENT, ZACCARIA, BERT L., 475 SANSOME STREET, SUITE 1850, SANTA CLARA, CALIFORNIA, UNITED STATES OF AMERICA (US), 95054, Reel and Frame Number: 022641/0593
 July 9, 2009 - SECURITY AGREEMENT, TEATON CAPITAL COMPANY, 3000 SAND HILL ROAD, SUITE 3-210, MENLO PARK, CALIFORNIA, UNITED STATES OF AMERICA (US), 94025, Reel and Frame Number: 022932/0669

LEGAL-REP: Gray Cary Ware & Freidenrich LLP**PUB-TYPE:** September 23, 2003 - Patent with a pre-grant publication (B2)

http://www.lexis.com/research/retrieve?_m=3c2a361330ac4d0e28d72d7a68075df8&cscv=bl&cform=searchForm&_fmtstr=FUL... 2/16/2011

My Lexis™	Search	Get a Document	Shepard's®	More	History	Alerts
------------------	---------------	-----------------------	-------------------	-------------	----------------	---------------

All Legal News & Business Public Records Find A Source Add/Edit Subtabs

Legal > Area of Law - By Topic > Patent Law > Find Cases > Intellectual Property Cases, Administrative Decisions & Regulations

Search View Tutorial | Help

Broaden this search with additional sources

- Intellectual Property Cases, Administrative Decisions & Regulations (Source you selected)
 - Chisum on Patents
 - Patent Law Digest
 - Patent Case Management Judicial Guide
 - Intellectual Property Counseling and Litigation
 - Court of Appeals for the Federal Circuit Practice & Procedure
- [View all sources](#)

Select Search Type and Enter Search Terms

Terms & Connectors	(6625346 or 6,625,346)
Natural Language	
Easy Search™	

Suggest terms for my search

Search

Check spelling

Restrict by Document Segment

Select a document segment, enter search terms for the segment, then click Add.

Select a Segment **Add ^**

Note: Segment availability differs between sources. Segments may not be applied consistently across sources.

Restrict by Date

No Date Restrictions From To Date formats...

Search Connectors

- | | | | |
|-------|---------------------|---------|-------------------|
| and | and | w/p | in same paragraph |
| or | or | w/seg | in same segment |
| w/N | within N words | w/s | in same sentence |
| pre/N | precedes by N words | and not | and not |

[More Connectors & Commands...](#)

How Do I...?

- Combine sources?
- Restrict by date?
- Restrict by document segment?
- Use wildcards as placeholders for one or more characters in a search term?

[View Tutorials](#)

In

No Documents Found

No documents were found for your search terms
"(6625346 or 6,625,346)"

Click "Save this search as an Alert" to schedule your search to run in the future.

- OR -

Click "Edit Search" to return to the search form and modify your search.

Suggestions:

- Check for spelling errors.
- Remove some search terms.
- Use more common search terms, such as those listed in "Suggested Words and Concepts."
- Use a less restrictive date range.

| [Save this Search as an Alert](#) || [Edit Search](#) |

In

[About LexisNexis](#) | [Privacy Policy](#) | [Terms & Conditions](#) | [Contact Us](#)
Copyright © 2011 LexisNexis, a division of Reed Elsevier Inc. All rights reserved.

My Lexis™	Search	Get a Document	Shepard's®	More	History	Alerts
All	Legal	News & Business	Public Records	Find A Source	Add/Edit Subtabs	

Legal > Federal Legal - U.S. > Find Statutes, Regulations, Administrative Materials & Court Rules > Administrative Agency Materials > Federal Agency Decisions, Combined

Search View Tutorial | Help

- Broaden this search with additional sources**
- Federal Agency Decisions, Combined** (Source you selected)
 - Jury Verdicts and Settlements, Combined
 - LexisNexis Jury Verdicts and Settlements
 - U.S. Supreme Court Briefs
 - Martindale-Hubbell(R) Listings, All
 - Martindale-Hubbell(R) Law Directory - U.S. Government Attorney Profiles
- [View all sources](#)

Select Search Type and Enter Search Terms

Terms & Connectors	(6625346 or 6,625,346)	Suggest terms for my search	<input type="button" value="Search"/>
Natural Language			
Easy Search™			

Check spelling

Restrict by Document Segment

Select a document segment, enter search terms for the segment, then click Add.

Note: Segment availability differs between sources. Segments may not be applied consistently across sources.

Restrict by Date

From To Date formats...

<p>Search Connectors</p> <p>and and w/p in same paragraph</p> <p>or or w/seg in same segment</p> <p>w/N within N words w/s in same sentence</p> <p>pre/N precedes by N words and not and not</p> <p>More Connectors & Commands...</p>	<p>How Do I...?</p> <p>Combine sources?</p> <p>Restrict by date?</p> <p>Restrict by document segment?</p> <p>Use wildcards as placeholders for one or more characters in a search term?</p> <p>View Tutorials</p>
---	--

No Documents Found

No documents were found for your search terms
"(6625346 or 6,625,346)"

Click "Save this search as an Alert" to schedule your search to run in the future.

- OR -

Click "Edit Search" to return to the search form and modify your search.

Suggestions:

- Check for spelling errors.
- Remove some search terms.
- Use more common search terms, such as those listed in "Suggested Words and Concepts."
- Use a less restrictive date range.

| [Save this Search as an Alert](#) || [Edit Search](#) |

In

[About LexisNexis](#) | [Privacy Policy](#) | [Terms & Conditions](#) | [Contact Us](#)
Copyright © 2011 LexisNexis, a division of Reed Elsevier Inc. All rights reserved.

[My Lexis™](#) |
 [Search](#) |
 [Get a Document](#) |
 [Shepard's®](#) |
 [More](#) |
 [History](#) |
 [Alerts](#)

[All](#) |
 [Legal](#) |
 [News & Business](#) |
 [Public Records](#) |
 [Find A Source](#)
Add/Edit Subtabs

Legal > / ... / > Legal US News, All

Search
[View Tutorial](#) | [Help](#)

Select Search Type and Enter Search Terms

Terms & Connectors (6625346 or 6,625,346)

Natural Language

Easy Search™

Suggest terms for my search

Check spelling

Restrict by Document Segment

Select a document segment, enter search terms for the segment, then click Add.

Note: Segment availability differs between sources. Segments may not be applied consistently across sources.

Restrict by Date

No Date Restrictions
 From To Date formats...

<p>Search Connectors</p> <p>and and w/p in same paragraph</p> <p>or or w/seg in same segment</p> <p>w/N within N words w/s in same sentence</p> <p>pre/N precedes by N words and not and not</p> <p>More Connectors & Commands...</p>	<p>How Do I...?</p> <p>Combine sources?</p> <p>Restrict by date?</p> <p>Restrict by document segment?</p> <p>Use wildcards as placeholders for one or more characters in a search term?</p> <p>View Tutorials</p>
---	--

In

No Documents Found

No documents were found for your search terms
"(6625346 or 6,625,346)"

Click "Save this search as an Alert" to schedule your search to run in the future.

- OR -

Click "Edit Search" to return to the search form and modify your search.

Suggestions:

- Check for spelling errors.
- Remove some search terms.
- Use more common search terms, such as those listed in "Suggested Words and Concepts."
- Use a less restrictive date range.

| [Save this Search as an Alert](#) || [Edit Search](#) |

In

[About LexisNexis](#) | [Privacy Policy](#) | [Terms & Conditions](#) | [Contact Us](#)
Copyright © 2011 LexisNexis, a division of Reed Elsevier Inc. All rights reserved.

My Lexis™	Search	Get a Document	Shepard's®	More	History	Alerts
------------------	---------------	-----------------------	-------------------	-------------	----------------	---------------

Source: **Legal > Federal Legal - U.S. > Find Statutes, Regulations, Administrative Materials & Court Rules > United States Code Service (USCS) Materials > United States Code Service - Titles 1 through 51**

Copyright © 2011 by Matthew Bender & Company, Inc., a member of the LexisNexis Group. All rights reserved.

United States Code Service - Titles 1 through 51

[View Tutorial](#) | [Help](#)

Terms and Connectors Natural Language

6625346 or 6,625,346

Search: Full-text of source documents



Advanced

Table of Contents (TOC) only

Search Selected Only

[Clear All Selections](#) | [Hide Book Headers](#)

- TITLE 1. GENERAL PROVISIONS
- TITLE 2. THE CONGRESS
- TITLE 3. THE PRESIDENT
- TITLE 4. FLAG AND SEAL, SEAT OF GOVERNMENT, AND THE STATES
- TITLE 5. GOVERNMENT ORGANIZATION AND EMPLOYEES
- TITLE 6. DOMESTIC SECURITY
- TITLE 7. AGRICULTURE
- TITLE 8. ALIENS AND NATIONALITY
- TITLE 9. ARBITRATION
- TITLE 10. ARMED FORCES
- TITLE 11. BANKRUPTCY
- TITLE 12. BANKS AND BANKING
- TITLE 13. CENSUS
- TITLE 14. COAST GUARD
- TITLE 15. COMMERCE AND TRADE
- TITLE 16. CONSERVATION
- TITLE 17. COPYRIGHTS
- TITLE 18. CRIMES AND CRIMINAL PROCEDURE
- TITLE 19. CUSTOMS DUTIES
- TITLE 20. EDUCATION
- TITLE 21. FOOD AND DRUGS
- TITLE 22. FOREIGN RELATIONS AND INTERCOURSE
- TITLE 23. HIGHWAYS
- TITLE 24. HOSPITALS AND ASYLUMS
- TITLE 25. INDIANS
- TITLE 26. INTERNAL REVENUE CODE
- TITLE 27. INTOXICATING LIQUORS
- TITLE 28. JUDICIARY AND JUDICIAL PROCEDURE
- TITLE 29. LABOR
- TITLE 30. MINERAL LANDS AND MINING
- TITLE 31. MONEY AND FINANCE
- TITLE 32. NATIONAL GUARD
- TITLE 33. NAVIGATION AND NAVIGABLE WATERS
- TITLE 34. [NAVY]
- TITLE 35. PATENTS
- TITLE 36. PATRIOTIC AND NATIONAL OBSERVANCES, CEREMONIES, AND ORGANIZATIONS
- TITLE 37. PAY AND ALLOWANCES OF THE UNIFORMED SERVICES
- TITLE 38. VETERANS' BENEFITS
- TITLE 39. POSTAL SERVICE
- TITLE 40. PUBLIC BUILDINGS, PROPERTY, AND WORKS

Table Of Contents

	<input type="checkbox"/>	TITLE 41. PUBLIC CONTRACTS
	<input type="checkbox"/>	TITLE 42. THE PUBLIC HEALTH AND WELFARE
	<input type="checkbox"/>	TITLE 43. PUBLIC LANDS
	<input type="checkbox"/>	TITLE 44. PUBLIC PRINTING AND DOCUMENTS
	<input type="checkbox"/>	TITLE 45. RAILROADS
	<input type="checkbox"/>	TITLE 46. SHIPPING
	<input type="checkbox"/>	TITLE 47. TELEGRAPHS, TELEPHONES, AND RADIOTELEGRAPHS
	<input type="checkbox"/>	TITLE 48. TERRITORIES AND INSULAR POSSESSIONS
	<input type="checkbox"/>	TITLE 49. TRANSPORTATION
	<input type="checkbox"/>	TITLE 50. WAR AND NATIONAL DEFENSE
	<input type="checkbox"/>	TITLE 51. NATIONAL AND COMMERCIAL SPACE PROGRAMS

↔ 1 - 51 of 51 ↔

Key:

- Click to expand level.*
 - Click to collapse level.*
 - Click to expand document subheadings.*
 - Click to collapse document subheadings.*
 - Click link to display full text of document.*
 - Click to generate a TOC linking url.
- * Hover your cursor over this icon to display the Multiple Level Expand navigation menu.

Source: **Legal > Federal Legal - U.S. > Find Statutes, Regulations, Administrative Materials & Court Rules > United States Code Service (USCS) Materials > United States Code Service - Titles 1 through 51 [i](#)**

In

About LexisNexis | Privacy Policy | Terms & Conditions | Contact Us
Copyright © 2011 LexisNexis, a division of Reed Elsevier Inc. All rights reserved.

No Documents Found

No documents were found for your search terms
"6625346 or 6,625,346"

Click "Save this search as an Alert" to schedule your search to run in the future.

- OR -

Click "Edit Search" to return to the search form and modify your search.

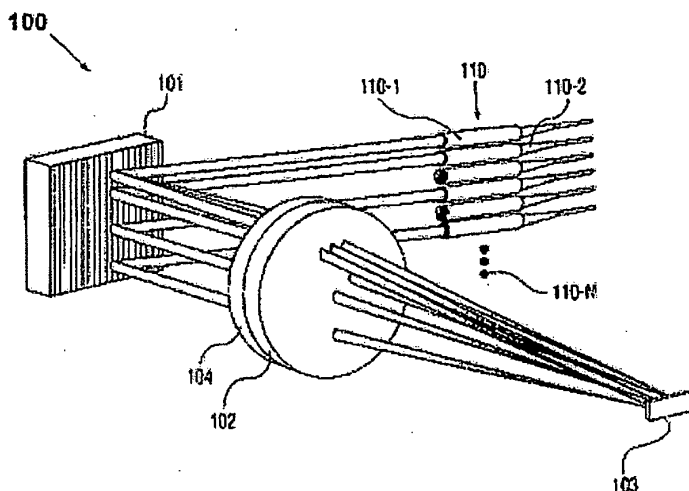
Suggestions:

- Check for spelling errors.
- Remove some search terms.
- Use more common search terms, such as those listed in "Suggested Words and Concepts."
- Use a less restrictive date range.

| [Save this Search as an Alert](#) || [Edit Search](#) |

In

[About LexisNexis](#) | [Privacy Policy](#) | [Terms & Conditions](#) | [Contact Us](#)
Copyright © 2011 LexisNexis, a division of Reed Elsevier Inc. All rights reserved.

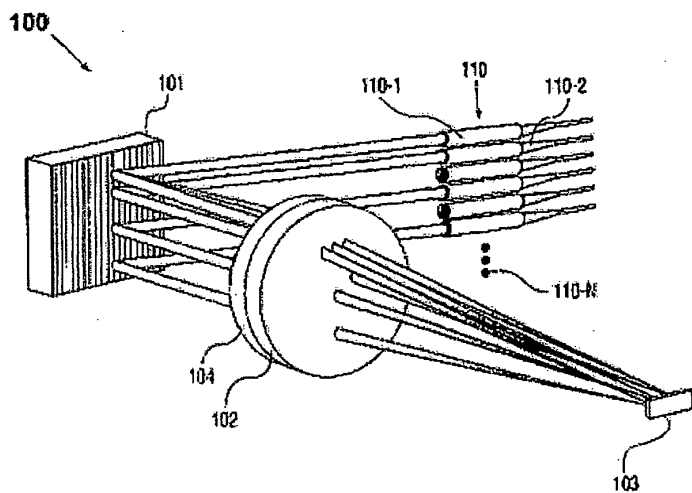


Reconfigurable optical add-drop multiplexers with servo control and dynamic spectral power management capabilities
 IN WILDE JEFFREY P

PA BINGHAM RAYMOND H

- BLACK DIAMOND VENTURES XIV
- BRENDAN JOSEPH CASSIN & ISABEL B CASSIN THE CASSIN FAMILY TRUST U D T DATED 1 31 96
- BRENDAN JOSEPH CASSIN THE CASSIN 1997 CHARITABLE TRUST UTA DATED 1 28 97
- CAPELLA PHOTONICS
- CAPELLA PHOTONICS
- CASSIN FAMILY A CALIFORNIA PARTNERSHIP
- DONALD L LUCAS SUCC TTEE DONALD L LUCAS PROFIT SHARING TRUST DTD 1 1 84
- DONALD L LUCAS TTEE DONALD L & LYGIA LUCAS TRUST DTD 12 3 84
- FORMATIVE VENTURES EMERGING TECHNOLOGIES FUND
- LEVENSOHN VENTURE III
- LEVENSOHN VENTURE III ANNEX FUND
- LUCAS BROTHERS FOUNDATION
- LUCAS VENTURE I
- LVP III FUND
- ROBERT S CASSIN CHARITABLE TRUST UTA DATED 2 20 97
- RUSTIC CANYON VENTURES SBIC
- SAINTS CAPITAL FALCON
- SAND HILL FINANCIAL
- SILICON VALLEY BANK
- TEATON CAPITAL
- ZACCARIA BERT L

Published As	Publ. number	Publ. date	Appl. number	Appl. date	Publ. Stage
	US2002131698	20020919	2002US-0143651	20020508	A1 - First published patent application
	US2002131688	20020919	2001US-0005714	20011107	A1 - First published patent application
	US2002131690	20020919	2002US-0060493	20020129	A1 - First published patent application
	US2002131687	20020919	2001US-0938426	20010823	A1 - First published patent application
	US2002131691	20020919	2002US-0076145	20020214	A1 - First published patent application
	US6549699	20030415			B2 - Granted patent as second publication
	US6625346	20030923			B2 - Granted patent as second publication
	US6661948	20031209			B2 - Granted patent as second publication
	US6687431	20040203			B2 - Granted patent as second publication
	US6760511	20040706			B2 - Granted patent as second publication
	IN1476/CHENP/2003	20050729	2003IN-CN01476	20030918	A - Application laid open
	IN200748	20060602			B - Patent
	USRE39331	20061010	2004US-0027584	20041231	E1 - Reissue Patent
	USRE39397	20061114	2004US-0027586	20041231	E1 - Reissue Patent
	USRE39411	20061128	2004US-0027588	20041231	E1 - Reissue Patent
	USRE39515	20070313	2004US-0027589	20041231	E1 - Reissue Patent
	USRE39525	20070320	2004US-0027587	20041231	E1 - Reissue Patent



DateCodeAction

Alive: US2002131698 A1, US6661948 B2

ASSIGNMENT
 20020508US/AS-A [NMC] OWNER: CAPELLA PHOTONICS, INC. STE. 20 19 GREAT OAKS BLVD; EFFECTIVE DATE: 20020507
 ASSIGNMENT OF ASSIGNORS INTEREST;ASSIGNOR:WILDE, JEFFREY
 P.;/AR;REEL/FRAME:012899/0447

ASSIGNMENT
 20020508US/AS-A [NMC] OWNER: CAPELLA PHOTONICS, INC., CALIFORNIA; EFFECTIVE DATE: 20020507
 ASSIGNMENT OF ASSIGNORS INTEREST;ASSIGNOR:WILDE, JEFFREY
 P.;REEL/FRAME:012899/0447

FILING DETAILS
 20020508US/API [EXM;POS] US14365102 20020508 [2002US-0143651]

First published patent application
 20020919US/A1 [EXM;POS] US2002131698 A1 20020919 [US2002131698]

Granted patent as second publication
 20031209US/B2 [PIF;POS] US6661948 B2 20031209 [US6661948]

REISSUE APPLICATION FILED
 20050301US/RF-A [OPP] EFFECTIVE DATE: 20041231

ASSIGNMENT
 20090505US/AS-A [NMC] OWNER: SILICON VALLEY BANK, CALIFORNIA; EFFECTIVE DATE: 20090501
 SECURITY AGREEMENT;ASSIGNOR:CAPELLA PHOTONICS, INC.;REEL/FRAME:022641/0593

ASSIGNMENT
 20090505US/AS-A [NMC] OWNER: BINGHAM, RAYMOND H., CALIFORNIA; EFFECTIVE DATE: 20090501
 SECURITY AGREEMENT;ASSIGNOR:CAPELLA PHOTONICS, INC.;REEL/FRAME:022641/0593

ASSIGNMENT
 20090505US/AS-A [NMC] OWNER: BLACK DIAMOND VENTURES XIV, LLC., CALIFORNIA; EFFECTIVE DATE: 20090501
 SECURITY AGREEMENT;ASSIGNOR:CAPELLA PHOTONICS, INC.;REEL/FRAME:022641/0593

ASSIGNMENT
 20090505US/AS-A [NMC] OWNER: DONALD L. LUCAS, SUCC TTEE DONALD L. LUCAS PROFIT; EFFECTIVE DATE: 20090501
 SECURITY AGREEMENT;ASSIGNOR:CAPELLA PHOTONICS, INC.;REEL/FRAME:022641/0593

ASSIGNMENT
 20090505US/AS-A [NMC] OWNER: DONALD L. LUCAS, TTEE DONALD L. AND LYGIA LUCAS TR; EFFECTIVE DATE: 20090501
 SECURITY AGREEMENT;ASSIGNOR:CAPELLA PHOTONICS, INC.;REEL/FRAME:022641/0593

ASSIGNMENT
 20090505US/AS-A [NMC] OWNER: LUCAS VENTURE GROUP I, LLC, CALIFORNIA; EFFECTIVE DATE: 20090501
 SECURITY AGREEMENT;ASSIGNOR:CAPELLA PHOTONICS, INC.;REEL/FRAME:022641/0593

ASSIGNMENT
 20090505US/AS-A [NMC] OWNER: THE LUCAS BROTHERS FOUNDATION, CALIFORNIA; EFFECTIVE DATE: 20090501
 SECURITY AGREEMENT;ASSIGNOR:CAPELLA PHOTONICS, INC.;REEL/FRAME:022641/0593

ASSIGNMENT
 20090505US/AS-A [NMC] OWNER: BRENDAN JOSEPH CASSIN AND ISABEL B. CASSIN, TRUSTE; EFFECTIVE DATE:
 20090501
 SECURITY AGREEMENT;ASSIGNOR:CAPELLA PHOTONICS, INC.;REEL/FRAME:022641/0593

ASSIGNMENT
 20090505US/AS-A [NMC] OWNER: CASSIN FAMILY PARTNERS, A CALIFORNIA LIMITED PARTN; EFFECTIVE DATE:
 20090501
 SECURITY AGREEMENT;ASSIGNOR:CAPELLA PHOTONICS, INC.;REEL/FRAME:022641/0593

ASSIGNMENT
 20090505US/AS-A [NMC] OWNER: ROBERT S. CASSIN CHARITABLE TRUST UTA DATED 2/20/9; EFFECTIVE DATE: 20090501
 SECURITY AGREEMENT;ASSIGNOR:CAPELLA PHOTONICS, INC.;REEL/FRAME:022641/0593

ASSIGNMENT
 20090505US/AS-A [NMC] OWNER: LEVENSOHN VENTURE PARTNERS III ANNEX FUND, L.P., C; EFFECTIVE DATE: 20090501
 SECURITY AGREEMENT;ASSIGNOR:CAPELLA PHOTONICS, INC.;REEL/FRAME:022641/0593

ASSIGNMENT
 20090505US/AS-A [NMC] OWNER: LEVENSOHN VENTURE PARTNERS III, L.P., CALIFORNIA; EFFECTIVE DATE: 20090501
 SECURITY AGREEMENT;ASSIGNOR:CAPELLA PHOTONICS, INC.;REEL/FRAME:022641/0593

ASSIGNMENT
 20090505US/AS-A [NMC] OWNER: LVP III ASSOCIATES FUND, L.P., CALIFORNIA; EFFECTIVE DATE: 20090501
 SECURITY AGREEMENT;ASSIGNOR:CAPELLA PHOTONICS, INC.;REEL/FRAME:022641/0593

ASSIGNMENT
 20090505US/AS-A [NMC] OWNER: SAINTS CAPITAL FALCON, L.P., CALIFORNIA; EFFECTIVE DATE: 20090501
 SECURITY AGREEMENT;ASSIGNOR:CAPELLA PHOTONICS, INC.;REEL/FRAME:022641/0593

ASSIGNMENT
20090505US/AS-A [NMC]OWNER: RUSTIC CANYON VENTURES, SBIC, LP, CALIFORNIA; EFFECTIVE DATE: 20090501
SECURITY AGREEMENT;ASSIGNOR:CAPELLA PHOTONICS, INC.;REEL/FRAME:022641/0593

ASSIGNMENT
20090505US/AS-A [NMC]OWNER: ZACCARIA, BERT L., ARIZONA; EFFECTIVE DATE: 20090501
SECURITY AGREEMENT;ASSIGNOR:CAPELLA PHOTONICS, INC.;REEL/FRAME:022641/0593

ASSIGNMENT
20090505US/AS-A [NMC]OWNER: BRENDAN JOSEPH CASSIN, TRUSTEES OF THE CASSIN 1997; EFFECTIVE DATE:
20090501
SECURITY AGREEMENT;ASSIGNOR:CAPELLA PHOTONICS, INC.;REEL/FRAME:022641/0593

ASSIGNMENT
20090709US/AS-A [NMC]OWNER: TEATON CAPITAL COMPANY, CALIFORNIA; EFFECTIVE DATE: 20090501
SECURITY AGREEMENT;ASSIGNOR:CAPELLA PHONTONICS, INC.;REEL/FRAME:022932/0669

ASSIGNMENT
20090709US/AS-A [NMC]OWNER: SAND HILL FINANCIAL COMPANY, CALIFORNIA; EFFECTIVE DATE: 20090501
SECURITY AGREEMENT;ASSIGNOR:CAPELLA PHONTONICS, INC.;REEL/FRAME:022932/0669

ASSIGNMENT
20090709US/AS-A [NMC]OWNER: FORMATIVE VENTURES EMERGING TECHNOLOGIES FUND, LP,; EFFECTIVE DATE:
20090501
SECURITY AGREEMENT;ASSIGNOR:CAPELLA PHONTONICS,
INC.;REEL/FRAME:022932/0669

Alive: US2002131688 A1, US6687431 B2

20011107US/API [EXM;POS] FILING DETAILS
US571401 20011107 [2001US-0005714]

20020411US/AS-A [NMC] ASSIGNMENT
OWNER: CAPELLA PHOTONICS, INC. 19 GREAT OAKS BLVD., SUITE; EFFECTIVE DATE: 20011026
ASSIGNMENT OF ASSIGNORS INTEREST;ASSIGNORS:CHEN, TAI /AR;REEL/FRAME:012797/0705

20020411US/AS-A [NMC] ASSIGNMENT
OWNER: CAPELLA PHOTONICS, INC., CALIFORNIA; EFFECTIVE DATE: 20011026
ASSIGNMENT OF ASSIGNORS INTEREST;ASSIGNORS:CHEN, TAI;WILDE, JEFFREY
P.;REEL/FRAME:012797/0705

20020919US/A1 [EXM;POS] First published patent application
US2002131688 A1 20020919 [US2002131688]

20040203US/B2 [PIF;POS] Granted patent as second publication
US6687431 B2 20040203 [US6687431]

20050329US/RF-A [OPP] REISSUE APPLICATION FILED
EFFECTIVE DATE: 20041231

20090505US/AS-A [NMC] ASSIGNMENT
OWNER: SILICON VALLEY BANK, CALIFORNIA; EFFECTIVE DATE: 20090501
SECURITY AGREEMENT;ASSIGNOR:CAPELLA PHOTONICS, INC.;REEL/FRAME:022641/0593

20090505US/AS-A [NMC] ASSIGNMENT
OWNER: BINGHAM, RAYMOND H., CALIFORNIA; EFFECTIVE DATE: 20090501
SECURITY AGREEMENT;ASSIGNOR:CAPELLA PHOTONICS, INC.;REEL/FRAME:022641/0593

20090505US/AS-A [NMC] ASSIGNMENT
OWNER: BLACK DIAMOND VENTURES XIV, LLC., CALIFORNIA; EFFECTIVE DATE: 20090501
SECURITY AGREEMENT;ASSIGNOR:CAPELLA PHOTONICS, INC.;REEL/FRAME:022641/0593

20090505US/AS-A [NMC] ASSIGNMENT
OWNER: DONALD L. LUCAS, SUCC TTEE DONALD L. LUCAS PROFIT; EFFECTIVE DATE: 20090501
SECURITY AGREEMENT;ASSIGNOR:CAPELLA PHOTONICS, INC.;REEL/FRAME:022641/0593

20090505US/AS-A [NMC] ASSIGNMENT
OWNER: DONALD L. LUCAS, TTEE DONALD L. AND LYGIA LUCAS TR; EFFECTIVE DATE: 20090501
SECURITY AGREEMENT;ASSIGNOR:CAPELLA PHOTONICS, INC.;REEL/FRAME:022641/0593

20090505US/AS-A [NMC] ASSIGNMENT
OWNER: LUCAS VENTURE GROUP I, LLC, CALIFORNIA; EFFECTIVE DATE: 20090501
SECURITY AGREEMENT;ASSIGNOR:CAPELLA PHOTONICS, INC.;REEL/FRAME:022641/0593

20090505US/AS-A [NMC] ASSIGNMENT
OWNER: THE LUCAS BROTHERS FOUNDATION, CALIFORNIA; EFFECTIVE DATE: 20090501
SECURITY AGREEMENT;ASSIGNOR:CAPELLA PHOTONICS, INC.;REEL/FRAME:022641/0593

20090505US/AS-A [NMC] ASSIGNMENT
OWNER: BRENDAN JOSEPH CASSIN AND ISABEL B. CASSIN, TRUSTE; EFFECTIVE DATE:
20090501
SECURITY AGREEMENT;ASSIGNOR:CAPELLA PHOTONICS, INC.;REEL/FRAME:022641/0593

20090505US/AS-A [NMC] ASSIGNMENT
OWNER: CASSIN FAMILY PARTNERS, A CALIFORNIA LIMITED PARTN; EFFECTIVE DATE:
20090501
SECURITY AGREEMENT;ASSIGNOR:CAPELLA PHOTONICS, INC.;REEL/FRAME:022641/0593

20090505US/AS-A [NMC] ASSIGNMENT
OWNER: ROBERT S. CASSIN CHARITABLE TRUST UTA DATED 2/20/9; EFFECTIVE DATE: 20090501
SECURITY AGREEMENT;ASSIGNOR:CAPELLA PHOTONICS, INC.;REEL/FRAME:022641/0593

20090505US/AS-A [NMC] ASSIGNMENT
OWNER: LEVENSOHN VENTURE PARTNERS III ANNEX FUND, L.P., C; EFFECTIVE DATE: 20090501
SECURITY AGREEMENT;ASSIGNOR:CAPELLA PHOTONICS, INC.;REEL/FRAME:022641/0593

20090505US/AS-A [NMC] ASSIGNMENT
OWNER: LEVENSOHN VENTURE PARTNERS III, L.P., CALIFORNIA; EFFECTIVE DATE: 20090501
SECURITY AGREEMENT;ASSIGNOR:CAPELLA PHOTONICS, INC.;REEL/FRAME:022641/0593

20090505US/AS-A [NMC] ASSIGNMENT
OWNER: LVP III ASSOCIATES FUND, L.P., CALIFORNIA; EFFECTIVE DATE: 20090501
SECURITY AGREEMENT;ASSIGNOR:CAPELLA PHOTONICS, INC.;REEL/FRAME:022641/0593

20090505US/AS-A [NMC] ASSIGNMENT
OWNER: SAINTS CAPITAL FALCON, L.P., CALIFORNIA; EFFECTIVE DATE: 20090501
SECURITY AGREEMENT;ASSIGNOR:CAPELLA PHOTONICS, INC.;REEL/FRAME:022641/0593

20090505US/AS-A [NMC] ASSIGNMENT
OWNER: RUSTIC CANYON VENTURES, SBIC, LP, CALIFORNIA; EFFECTIVE DATE: 20090501
SECURITY AGREEMENT;ASSIGNOR:CAPELLA PHOTONICS, INC.;REEL/FRAME:022641/0593

20090505US/AS-A [NMC] ASSIGNMENT
OWNER: ZACCARIA, BERT L., ARIZONA; EFFECTIVE DATE: 20090501
SECURITY AGREEMENT;ASSIGNOR:CAPELLA PHOTONICS, INC.;REEL/FRAME:022641/0593

20090505US/AS-A [NMC] ASSIGNMENT
OWNER: BRENDAN JOSEPH CASSIN, TRUSTEES OF THE CASSIN 1997; EFFECTIVE DATE:
20090501
SECURITY AGREEMENT;ASSIGNOR:CAPELLA PHOTONICS, INC.;REEL/FRAME:022641/0593

20090709US/AS-A [NMC] ASSIGNMENT
OWNER: TEATON CAPITAL COMPANY, CALIFORNIA; EFFECTIVE DATE: 20090501
SECURITY AGREEMENT;ASSIGNOR:CAPELLA PHOTONICS, INC.;REEL/FRAME:022932/0669

ASSIGNMENT
20090709US/AS-A [NMC] OWNER: SAND HILL FINANCIAL COMPANY, CALIFORNIA; EFFECTIVE DATE: 20090501
SECURITY AGREEMENT; ASSIGNOR: CAPELLA PHONONICS, INC.; REEL/FRAME: 022932/0669

ASSIGNMENT
20090709US/AS-A [NMC] OWNER: FORMATIVE VENTURES EMERGING TECHNOLOGIES FUND, LP.; EFFECTIVE DATE:
20090501 SECURITY AGREEMENT; ASSIGNOR: CAPELLA PHONONICS,
INC.; REEL/FRAME: 022932/0669

Alive: US2002131690 A1, US6549699 B2

ASSIGNMENT
 20020129US/AS-A [NMC] OWNER: CAPELLA PHOTONICS, INC. 19 GREAT OAKS BLVD., SUITE; EFFECTIVE DATE: 20020122
 ASSIGNMENT OF ASSIGNORS INTEREST;ASSIGNORS:BELSER, KARL ARNOLD;WILDE, JEFFREY
 P.;REEL/FRAME:012553/0119

ASSIGNMENT
 20020129US/AS-A [NMC] OWNER: CAPELLA PHOTONICS, INC. 19 GREAT OAKS BLVD., SUITE; EFFECTIVE DATE: 20020122
 ASSIGNMENT OF ASSIGNORS INTEREST;ASSIGNORS:BELSER, KARL
 ARNOLD /AR;REEL/FRAME:012553/0119

ASSIGNMENT
 20020129US/AS-A [NMC] OWNER: CAPELLA PHOTONICS, INC., CALIFORNIA; EFFECTIVE DATE: 20020122
 ASSIGNMENT OF ASSIGNORS INTEREST;ASSIGNORS:BELSER, KARL ARNOLD;WILDE, JEFFREY
 P.;REEL/FRAME:012553/0119

FILING DETAILS
 20020129US/API [EXM;POS] US6049302 20020129 [2002US-0060493]

20020919US/A1 [EXM;POS] First published patent application
 US2002131690 A1 20020919 [US20020131690]

20030415US/B2 [PIF;POS] Granted patent as second publication
 US6549699 B2 20030415 [US6549699]

20050308US/RF-A [OPP] REISSUE APPLICATION FILED
 EFFECTIVE DATE: 20041231

ASSIGNMENT
 20090505US/AS-A [NMC] OWNER: SILICON VALLEY BANK, CALIFORNIA; EFFECTIVE DATE: 20090501
 SECURITY AGREEMENT;ASSIGNOR:CAPELLA PHOTONICS, INC.;REEL/FRAME:022641/0593

ASSIGNMENT
 20090505US/AS-A [NMC] OWNER: BINGHAM, RAYMOND H., CALIFORNIA; EFFECTIVE DATE: 20090501
 SECURITY AGREEMENT;ASSIGNOR:CAPELLA PHOTONICS, INC.;REEL/FRAME:022641/0593

ASSIGNMENT
 20090505US/AS-A [NMC] OWNER: BLACK DIAMOND VENTURES XIV, LLC., CALIFORNIA; EFFECTIVE DATE: 20090501
 SECURITY AGREEMENT;ASSIGNOR:CAPELLA PHOTONICS, INC.;REEL/FRAME:022641/0593

ASSIGNMENT
 20090505US/AS-A [NMC] OWNER: DONALD L. LUCAS, SUCC TTEE DONALD L. LUCAS PROFIT; EFFECTIVE DATE: 20090501
 SECURITY AGREEMENT;ASSIGNOR:CAPELLA PHOTONICS, INC.;REEL/FRAME:022641/0593

ASSIGNMENT
 20090505US/AS-A [NMC] OWNER: DONALD L. LUCAS, TTEE DONALD L. AND LYGIA LUCAS TR; EFFECTIVE DATE: 20090501
 SECURITY AGREEMENT;ASSIGNOR:CAPELLA PHOTONICS, INC.;REEL/FRAME:022641/0593

ASSIGNMENT
 20090505US/AS-A [NMC] OWNER: LUCAS VENTURE GROUP I, LLC, CALIFORNIA; EFFECTIVE DATE: 20090501
 SECURITY AGREEMENT;ASSIGNOR:CAPELLA PHOTONICS, INC.;REEL/FRAME:022641/0593

ASSIGNMENT
 20090505US/AS-A [NMC] OWNER: THE LUCAS BROTHERS FOUNDATION, CALIFORNIA; EFFECTIVE DATE: 20090501
 SECURITY AGREEMENT;ASSIGNOR:CAPELLA PHOTONICS, INC.;REEL/FRAME:022641/0593

ASSIGNMENT
 20090505US/AS-A [NMC] OWNER: BRENDAN JOSEPH CASSIN AND ISABEL B. CASSIN, TRUSTE; EFFECTIVE DATE:
 20090501
 SECURITY AGREEMENT;ASSIGNOR:CAPELLA PHOTONICS, INC.;REEL/FRAME:022641/0593

ASSIGNMENT
 20090505US/AS-A [NMC] OWNER: CASSIN FAMILY PARTNERS, A CALIFORNIA LIMITED PARTN; EFFECTIVE DATE:
 20090501
 SECURITY AGREEMENT;ASSIGNOR:CAPELLA PHOTONICS, INC.;REEL/FRAME:022641/0593

ASSIGNMENT
 20090505US/AS-A [NMC] OWNER: ROBERT S. CASSIN CHARITABLE TRUST UTA DATED 2/20/9; EFFECTIVE DATE: 20090501
 SECURITY AGREEMENT;ASSIGNOR:CAPELLA PHOTONICS, INC.;REEL/FRAME:022641/0593

ASSIGNMENT
 20090505US/AS-A [NMC] OWNER: LEVENSOHN VENTURE PARTNERS III ANNEX FUND, L.P., C; EFFECTIVE DATE: 20090501
 SECURITY AGREEMENT;ASSIGNOR:CAPELLA PHOTONICS, INC.;REEL/FRAME:022641/0593

ASSIGNMENT
 20090505US/AS-A [NMC]OWNER: LEVENSOHN VENTURE PARTNERS III, L.P., CALIFORNIA; EFFECTIVE DATE: 20090501
 SECURITY AGREEMENT;ASSIGNOR:CAPELLA PHOTONICS, INC.;REEL/FRAME:022641/0593

ASSIGNMENT
 20090505US/AS-A [NMC]OWNER: LVP III ASSOCIATES FUND, L.P., CALIFORNIA; EFFECTIVE DATE: 20090501
 SECURITY AGREEMENT;ASSIGNOR:CAPELLA PHOTONICS, INC.;REEL/FRAME:022641/0593

ASSIGNMENT
 20090505US/AS-A [NMC]OWNER: SAINTS CAPITAL FALCON, L.P., CALIFORNIA; EFFECTIVE DATE: 20090501
 SECURITY AGREEMENT;ASSIGNOR:CAPELLA PHOTONICS, INC.;REEL/FRAME:022641/0593

ASSIGNMENT
 20090505US/AS-A [NMC]OWNER: RUSTIC CANYON VENTURES, SBIC, LP, CALIFORNIA; EFFECTIVE DATE: 20090501
 SECURITY AGREEMENT;ASSIGNOR:CAPELLA PHOTONICS, INC.;REEL/FRAME:022641/0593

ASSIGNMENT
 20090505US/AS-A [NMC]OWNER: ZACCARIA, BERT L., ARIZONA; EFFECTIVE DATE: 20090501
 SECURITY AGREEMENT;ASSIGNOR:CAPELLA PHOTONICS, INC.;REEL/FRAME:022641/0593

ASSIGNMENT
 20090505US/AS-A [NMC]OWNER: BRENDAN JOSEPH CASSIN, TRUSTEES OF THE CASSIN 1997; EFFECTIVE DATE:
 20090501
 SECURITY AGREEMENT;ASSIGNOR:CAPELLA PHOTONICS, INC.;REEL/FRAME:022641/0593

ASSIGNMENT
 20090709US/AS-A [NMC]OWNER: TEATON CAPITAL COMPANY, CALIFORNIA; EFFECTIVE DATE: 20090501
 SECURITY AGREEMENT;ASSIGNOR:CAPELLA PHONTONICS, INC.;REEL/FRAME:022932/0669

ASSIGNMENT
 20090709US/AS-A [NMC]OWNER: SAND HILL FINANCIAL COMPANY, CALIFORNIA; EFFECTIVE DATE: 20090501
 SECURITY AGREEMENT;ASSIGNOR:CAPELLA PHONTONICS, INC.;REEL/FRAME:022932/0669

ASSIGNMENT
 20090709US/AS-A [NMC]OWNER: FORMATIVE VENTURES EMERGING TECHNOLOGIES FUND, LP,.; EFFECTIVE DATE:
 20090501
 SECURITY AGREEMENT;ASSIGNOR:CAPELLA PHONTONICS,
 INC.;REEL/FRAME:022932/0669

Alive: US2002131687 A1, US6625346 B2

20010823US/AS-A [NMC] ASSIGNMENT
OWNER: CAPELLA PHOTONICS, INC. 19 GREAT OAKS BLVD., SUITE; EFFECTIVE DATE: 20010823
ASSIGNMENT OF ASSIGNORS INTEREST;ASSIGNOR:WILDE, JEFFREY
P.;AR;REEL/FRAME:012118/0994

20010823US/AS-A [NMC] ASSIGNMENT
OWNER: CAPELLA PHOTONICS, INC., CALIFORNIA; EFFECTIVE DATE: 20010823
ASSIGNMENT OF ASSIGNORS INTEREST;ASSIGNOR:WILDE, JEFFREY
P.;REEL/FRAME:012118/0994

20010823US/API [EXM;POS] FILING DETAILS
US93842601 20010823 [2001US-0938426]

20020919US/A1 [EXM;POS] First published patent application
US2002131687 A1 20020919 [US20020131687]

20030923US/B2 [PIF;POS] Granted patent as second publication
US6625346 B2 20030923 [US6625346]

20050315US/RF-A [OPP] REISSUE APPLICATION FILED
EFFECTIVE DATE: 20041231

20090505US/AS-A [NMC] ASSIGNMENT
OWNER: SILICON VALLEY BANK, CALIFORNIA; EFFECTIVE DATE: 20090501
SECURITY AGREEMENT;ASSIGNOR:CAPELLA PHOTONICS, INC.;REEL/FRAME:022641/0593

20090505US/AS-A [NMC] ASSIGNMENT
OWNER: BINGHAM, RAYMOND H., CALIFORNIA; EFFECTIVE DATE: 20090501
SECURITY AGREEMENT;ASSIGNOR:CAPELLA PHOTONICS, INC.;REEL/FRAME:022641/0593

20090505US/AS-A [NMC] ASSIGNMENT
OWNER: BLACK DIAMOND VENTURES XIV, LLC., CALIFORNIA; EFFECTIVE DATE: 20090501
SECURITY AGREEMENT;ASSIGNOR:CAPELLA PHOTONICS, INC.;REEL/FRAME:022641/0593

20090505US/AS-A [NMC] ASSIGNMENT
OWNER: DONALD L. LUCAS, SUCC TTEE DONALD L. LUCAS PROFIT; EFFECTIVE DATE: 20090501
SECURITY AGREEMENT;ASSIGNOR:CAPELLA PHOTONICS, INC.;REEL/FRAME:022641/0593

20090505US/AS-A [NMC] ASSIGNMENT
OWNER: DONALD L. LUCAS, TTEE DONALD L. AND LYGIA LUCAS TR; EFFECTIVE DATE: 20090501
SECURITY AGREEMENT;ASSIGNOR:CAPELLA PHOTONICS, INC.;REEL/FRAME:022641/0593

20090505US/AS-A [NMC] ASSIGNMENT
OWNER: LUCAS VENTURE GROUP I, LLC, CALIFORNIA; EFFECTIVE DATE: 20090501
SECURITY AGREEMENT;ASSIGNOR:CAPELLA PHOTONICS, INC.;REEL/FRAME:022641/0593

20090505US/AS-A [NMC] ASSIGNMENT
OWNER: THE LUCAS BROTHERS FOUNDATION, CALIFORNIA; EFFECTIVE DATE: 20090501
SECURITY AGREEMENT;ASSIGNOR:CAPELLA PHOTONICS, INC.;REEL/FRAME:022641/0593

20090505US/AS-A [NMC] ASSIGNMENT
OWNER: BRENDAN JOSEPH CASSIN AND ISABEL B. CASSIN, TRUSTE; EFFECTIVE DATE:
20090501
SECURITY AGREEMENT;ASSIGNOR:CAPELLA PHOTONICS, INC.;REEL/FRAME:022641/0593

20090505US/AS-A [NMC] ASSIGNMENT
OWNER: CASSIN FAMILY PARTNERS, A CALIFORNIA LIMITED PARTN; EFFECTIVE DATE:
20090501
SECURITY AGREEMENT;ASSIGNOR:CAPELLA PHOTONICS, INC.;REEL/FRAME:022641/0593

20090505US/AS-A [NMC] ASSIGNMENT
OWNER: ROBERT S. CASSIN CHARITABLE TRUST UTA DATED 2/20/9; EFFECTIVE DATE: 20090501
SECURITY AGREEMENT;ASSIGNOR:CAPELLA PHOTONICS, INC.;REEL/FRAME:022641/0593

20090505US/AS-A [NMC] ASSIGNMENT
OWNER: LEVENSOHN VENTURE PARTNERS III ANNEX FUND, L.P., C; EFFECTIVE DATE: 20090501
SECURITY AGREEMENT;ASSIGNOR:CAPELLA PHOTONICS, INC.;REEL/FRAME:022641/0593

20090505US/AS-A [NMC] ASSIGNMENT
OWNER: LEVENSOHN VENTURE PARTNERS III, L.P., CALIFORNIA; EFFECTIVE DATE: 20090501
SECURITY AGREEMENT;ASSIGNOR:CAPELLA PHOTONICS, INC.;REEL/FRAME:022641/0593

20090505US/AS-A [NMC] ASSIGNMENT
OWNER: LVP III ASSOCIATES FUND, L.P., CALIFORNIA; EFFECTIVE DATE: 20090501
SECURITY AGREEMENT;ASSIGNOR:CAPELLA PHOTONICS, INC.;REEL/FRAME:022641/0593

20090505US/AS-A [NMC] ASSIGNMENT
OWNER: SAINTS CAPITAL FALCON, L.P., CALIFORNIA; EFFECTIVE DATE: 20090501
SECURITY AGREEMENT;ASSIGNOR:CAPELLA PHOTONICS, INC.;REEL/FRAME:022641/0593

20090505US/AS-A [NMC] ASSIGNMENT
OWNER: RUSTIC CANYON VENTURES, SBIC, LP, CALIFORNIA; EFFECTIVE DATE: 20090501
SECURITY AGREEMENT;ASSIGNOR:CAPELLA PHOTONICS, INC.;REEL/FRAME:022641/0593

ASSIGNMENT
20090505US/AS-A [NMC] OWNER: ZACCARIA, BERT L., ARIZONA; EFFECTIVE DATE: 20090501
SECURITY AGREEMENT; ASSIGNOR: CAPELLA PHOTONICS, INC.; REEL/FRAME: 022641/0593

ASSIGNMENT
20090505US/AS-A [NMC] OWNER: BRENDAN JOSEPH CASSIN, TRUSTEES OF THE CASSIN 1997; EFFECTIVE DATE:
20090501
SECURITY AGREEMENT; ASSIGNOR: CAPELLA PHOTONICS, INC.; REEL/FRAME: 022641/0593

ASSIGNMENT
20090709US/AS-A [NMC] OWNER: TEATON CAPITAL COMPANY, CALIFORNIA; EFFECTIVE DATE: 20090501
SECURITY AGREEMENT; ASSIGNOR: CAPELLA PHONONICS, INC.; REEL/FRAME: 022932/0669

ASSIGNMENT
20090709US/AS-A [NMC] OWNER: SAND HILL FINANCIAL COMPANY, CALIFORNIA; EFFECTIVE DATE: 20090501
SECURITY AGREEMENT; ASSIGNOR: CAPELLA PHONONICS, INC.; REEL/FRAME: 022932/0669

ASSIGNMENT
20090709US/AS-A [NMC] OWNER: FORMATIVE VENTURES EMERGING TECHNOLOGIES FUND, LP.; EFFECTIVE DATE:
20090501 SECURITY AGREEMENT; ASSIGNOR: CAPELLA PHONONICS,
INC.; REEL/FRAME: 022932/0669

Alive: US2002131691 A1, US6760511 B2

ASSIGNMENT
 20020214US/AS-A [NMC] OWNER: CAPELLA PHOTONICS, INC. 19 GREAT OAKS BLVD., SUITE
 ASSIGNMENT OF ASSIGNORS INTEREST;ASSIGNORS:GARRETT, MARK
 H. /AR;REEL/FRAME:012593/0177;SIGNING DATES FROM 20020115 TO 20020122

ASSIGNMENT
 20020214US/AS-A [NMC] OWNER: CAPELLA PHOTONICS, INC., CALIFORNIA
 ASSIGNMENT OF ASSIGNORS INTEREST;ASSIGNORS:GARRETT, MARK H.;MANSURIPUR,
 MASUD;WILDE, JEFFREY P.;ANDOTHERS;REEL/FRAME:012593/0177;SIGNING DATES FROM
 20020115 TO 20020122

20020214US/API [EXM;POS] FILING DETAILS
 US7614502 20020214 [2002US-0076145]

20020919US/A1 [EXM;POS] First published patent application
 US2002131691 A1 20020919 [US20020131691]

20040706US/B2 [PIF;POS] Granted patent as second publication
 US6760511 B2 20040706 [US6760511]

20050308US/RF-A [OPP] REISSUE APPLICATION FILED
 EFFECTIVE DATE: 20041231

ASSIGNMENT
 20090505US/AS-A [NMC] OWNER: SILICON VALLEY BANK, CALIFORNIA; EFFECTIVE DATE: 20090501
 SECURITY AGREEMENT;ASSIGNOR:CAPELLA PHOTONICS, INC.;REEL/FRAME:022641/0593

ASSIGNMENT
 20090505US/AS-A [NMC] OWNER: BINGHAM, RAYMOND H., CALIFORNIA; EFFECTIVE DATE: 20090501
 SECURITY AGREEMENT;ASSIGNOR:CAPELLA PHOTONICS, INC.;REEL/FRAME:022641/0593

ASSIGNMENT
 20090505US/AS-A [NMC] OWNER: BLACK DIAMOND VENTURES XIV, LLC., CALIFORNIA; EFFECTIVE DATE: 20090501
 SECURITY AGREEMENT;ASSIGNOR:CAPELLA PHOTONICS, INC.;REEL/FRAME:022641/0593

ASSIGNMENT
 20090505US/AS-A [NMC] OWNER: DONALD L. LUCAS, SUCC TTEE DONALD L. LUCAS PROFIT; EFFECTIVE DATE: 20090501
 SECURITY AGREEMENT;ASSIGNOR:CAPELLA PHOTONICS, INC.;REEL/FRAME:022641/0593

ASSIGNMENT
 20090505US/AS-A [NMC] OWNER: DONALD L. LUCAS, TTEE DONALD L. AND LYGIA LUCAS TR; EFFECTIVE DATE: 20090501
 SECURITY AGREEMENT;ASSIGNOR:CAPELLA PHOTONICS, INC.;REEL/FRAME:022641/0593

ASSIGNMENT
 20090505US/AS-A [NMC] OWNER: LUCAS VENTURE GROUP I, LLC, CALIFORNIA; EFFECTIVE DATE: 20090501
 SECURITY AGREEMENT;ASSIGNOR:CAPELLA PHOTONICS, INC.;REEL/FRAME:022641/0593

ASSIGNMENT
 20090505US/AS-A [NMC] OWNER: THE LUCAS BROTHERS FOUNDATION, CALIFORNIA; EFFECTIVE DATE: 20090501
 SECURITY AGREEMENT;ASSIGNOR:CAPELLA PHOTONICS, INC.;REEL/FRAME:022641/0593

ASSIGNMENT
 20090505US/AS-A [NMC] OWNER: BRENDAN JOSEPH CASSIN AND ISABEL B. CASSIN, TRUSTE; EFFECTIVE DATE:
 20090501
 SECURITY AGREEMENT;ASSIGNOR:CAPELLA PHOTONICS, INC.;REEL/FRAME:022641/0593

ASSIGNMENT
 20090505US/AS-A [NMC] OWNER: CASSIN FAMILY PARTNERS, A CALIFORNIA LIMITED PARTN; EFFECTIVE DATE:
 20090501
 SECURITY AGREEMENT;ASSIGNOR:CAPELLA PHOTONICS, INC.;REEL/FRAME:022641/0593

ASSIGNMENT
 20090505US/AS-A [NMC]OWNER: ROBERT S. CASSIN CHARITABLE TRUST UTA DATED 2/20/9; EFFECTIVE DATE: 20090501
 SECURITY AGREEMENT;ASSIGNOR:CAPELLA PHOTONICS, INC.;REEL/FRAME:022641/0593

ASSIGNMENT
 20090505US/AS-A [NMC]OWNER: LEVENSOHN VENTURE PARTNERS III ANNEX FUND, L.P., C; EFFECTIVE DATE: 20090501
 SECURITY AGREEMENT;ASSIGNOR:CAPELLA PHOTONICS, INC.;REEL/FRAME:022641/0593

ASSIGNMENT
 20090505US/AS-A [NMC]OWNER: LEVENSOHN VENTURE PARTNERS III, L.P., CALIFORNIA; EFFECTIVE DATE: 20090501
 SECURITY AGREEMENT;ASSIGNOR:CAPELLA PHOTONICS, INC.;REEL/FRAME:022641/0593

ASSIGNMENT
 20090505US/AS-A [NMC]OWNER: LVP III ASSOCIATES FUND, L.P., CALIFORNIA; EFFECTIVE DATE: 20090501
 SECURITY AGREEMENT;ASSIGNOR:CAPELLA PHOTONICS, INC.;REEL/FRAME:022641/0593

ASSIGNMENT
 20090505US/AS-A [NMC]OWNER: SAINTS CAPITAL FALCON, L.P., CALIFORNIA; EFFECTIVE DATE: 20090501
 SECURITY AGREEMENT;ASSIGNOR:CAPELLA PHOTONICS, INC.;REEL/FRAME:022641/0593

ASSIGNMENT
 20090505US/AS-A [NMC]OWNER: RUSTIC CANYON VENTURES, SBIC, LP, CALIFORNIA; EFFECTIVE DATE: 20090501
 SECURITY AGREEMENT;ASSIGNOR:CAPELLA PHOTONICS, INC.;REEL/FRAME:022641/0593

ASSIGNMENT
 20090505US/AS-A [NMC]OWNER: ZACCARIA, BERT L., ARIZONA; EFFECTIVE DATE: 20090501
 SECURITY AGREEMENT;ASSIGNOR:CAPELLA PHOTONICS, INC.;REEL/FRAME:022641/0593

ASSIGNMENT
 20090505US/AS-A [NMC]OWNER: BRENDAN JOSEPH CASSIN, TRUSTEES OF THE CASSIN 1997; EFFECTIVE DATE:
 20090501
 SECURITY AGREEMENT;ASSIGNOR:CAPELLA PHOTONICS, INC.;REEL/FRAME:022641/0593

ASSIGNMENT
 20090709US/AS-A [NMC]OWNER: TEATON CAPITAL COMPANY, CALIFORNIA; EFFECTIVE DATE: 20090501
 SECURITY AGREEMENT;ASSIGNOR:CAPELLA PHONTONICS, INC.;REEL/FRAME:022932/0669

ASSIGNMENT
 20090709US/AS-A [NMC]OWNER: SAND HILL FINANCIAL COMPANY, CALIFORNIA; EFFECTIVE DATE: 20090501
 SECURITY AGREEMENT;ASSIGNOR:CAPELLA PHONTONICS, INC.;REEL/FRAME:022932/0669

ASSIGNMENT
 20090709US/AS-A [NMC]OWNER: FORMATIVE VENTURES EMERGING TECHNOLOGIES FUND, LP.; EFFECTIVE DATE:
 20090501
 SECURITY AGREEMENT;ASSIGNOR:CAPELLA PHONTONICS,
 INC.;REEL/FRAME:022932/0669

IN1476/CHENP/2003 A, IN200748 B

Legal Status N/A

Alive: USRE39331 E1

20041231US/API [EXM;POS] FILING DETAILS
US11027584 20041231 [2004US-0027584]

20061010US/E1 [PIF;POS] Reissue Patent
USRE39331 E1 20061010 [USRE39331]

20090505US/AS-A [NMC] ASSIGNMENT
OWNER: SILICON VALLEY BANK, CALIFORNIA; EFFECTIVE DATE: 20090501
SECURITY AGREEMENT;ASSIGNOR:CAPELLA PHOTONICS, INC.;REEL/FRAME:022641/0593

20090505US/AS-A [NMC] ASSIGNMENT
OWNER: BINGHAM, RAYMOND H., CALIFORNIA; EFFECTIVE DATE: 20090501
SECURITY AGREEMENT;ASSIGNOR:CAPELLA PHOTONICS, INC.;REEL/FRAME:022641/0593

20090505US/AS-A [NMC] ASSIGNMENT
OWNER: BLACK DIAMOND VENTURES XIV, LLC., CALIFORNIA; EFFECTIVE DATE: 20090501
SECURITY AGREEMENT;ASSIGNOR:CAPELLA PHOTONICS, INC.;REEL/FRAME:022641/0593

20090505US/AS-A [NMC] ASSIGNMENT
OWNER: DONALD L. LUCAS, SUCC TTEE DONALD L. LUCAS PROFIT; EFFECTIVE DATE: 20090501
SECURITY AGREEMENT;ASSIGNOR:CAPELLA PHOTONICS, INC.;REEL/FRAME:022641/0593

20090505US/AS-A [NMC] ASSIGNMENT
OWNER: DONALD L. LUCAS, TTEE DONALD L. AND LYGIA LUCAS TR; EFFECTIVE DATE: 20090501
SECURITY AGREEMENT;ASSIGNOR:CAPELLA PHOTONICS, INC.;REEL/FRAME:022641/0593

20090505US/AS-A [NMC] ASSIGNMENT
OWNER: LUCAS VENTURE GROUP I, LLC, CALIFORNIA; EFFECTIVE DATE: 20090501
SECURITY AGREEMENT;ASSIGNOR:CAPELLA PHOTONICS, INC.;REEL/FRAME:022641/0593

20090505US/AS-A [NMC] ASSIGNMENT
OWNER: THE LUCAS BROTHERS FOUNDATION, CALIFORNIA; EFFECTIVE DATE: 20090501
SECURITY AGREEMENT;ASSIGNOR:CAPELLA PHOTONICS, INC.;REEL/FRAME:022641/0593

20090505US/AS-A [NMC] ASSIGNMENT
OWNER: BRENDAN JOSEPH CASSIN AND ISABEL B. CASSIN, TRUSTE; EFFECTIVE DATE:
20090501
SECURITY AGREEMENT;ASSIGNOR:CAPELLA PHOTONICS, INC.;REEL/FRAME:022641/0593

20090505US/AS-A [NMC] ASSIGNMENT
OWNER: CASSIN FAMILY PARTNERS, A CALIFORNIA LIMITED PARTN; EFFECTIVE DATE:
20090501
SECURITY AGREEMENT;ASSIGNOR:CAPELLA PHOTONICS, INC.;REEL/FRAME:022641/0593

20090505US/AS-A [NMC] ASSIGNMENT
OWNER: ROBERT S. CASSIN CHARITABLE TRUST UTA DATED 2/20/9; EFFECTIVE DATE: 20090501
SECURITY AGREEMENT;ASSIGNOR:CAPELLA PHOTONICS, INC.;REEL/FRAME:022641/0593

20090505US/AS-A [NMC] ASSIGNMENT
OWNER: LEVENSOHN VENTURE PARTNERS III ANNEX FUND, L.P., C; EFFECTIVE DATE: 20090501
SECURITY AGREEMENT;ASSIGNOR:CAPELLA PHOTONICS, INC.;REEL/FRAME:022641/0593

20090505US/AS-A [NMC] ASSIGNMENT
OWNER: LEVENSOHN VENTURE PARTNERS III, L.P., CALIFORNIA; EFFECTIVE DATE: 20090501
SECURITY AGREEMENT;ASSIGNOR:CAPELLA PHOTONICS, INC.;REEL/FRAME:022641/0593

20090505US/AS-A [NMC] ASSIGNMENT
OWNER: LVP III ASSOCIATES FUND, L.P., CALIFORNIA; EFFECTIVE DATE: 20090501
SECURITY AGREEMENT;ASSIGNOR:CAPELLA PHOTONICS, INC.;REEL/FRAME:022641/0593

20090505US/AS-A [NMC] ASSIGNMENT
OWNER: SAINTS CAPITAL FALCON, L.P., CALIFORNIA; EFFECTIVE DATE: 20090501
SECURITY AGREEMENT;ASSIGNOR:CAPELLA PHOTONICS, INC.;REEL/FRAME:022641/0593

20090505US/AS-A [NMC] ASSIGNMENT
OWNER: RUSTIC CANYON VENTURES, SBIC, LP, CALIFORNIA; EFFECTIVE DATE: 20090501
SECURITY AGREEMENT;ASSIGNOR:CAPELLA PHOTONICS, INC.;REEL/FRAME:022641/0593

20090505US/AS-A [NMC] ASSIGNMENT
OWNER: ZACCARIA, BERT L., ARIZONA; EFFECTIVE DATE: 20090501
SECURITY AGREEMENT;ASSIGNOR:CAPELLA PHOTONICS, INC.;REEL/FRAME:022641/0593

20090505US/AS-A [NMC] ASSIGNMENT
OWNER: BRENDAN JOSEPH CASSIN, TRUSTEES OF THE CASSIN 1997; EFFECTIVE DATE:
20090501
SECURITY AGREEMENT;ASSIGNOR:CAPELLA PHOTONICS, INC.;REEL/FRAME:022641/0593

20090709US/AS-A [NMC] ASSIGNMENT
OWNER: TEATON CAPITAL COMPANY, CALIFORNIA; EFFECTIVE DATE: 20090501
SECURITY AGREEMENT;ASSIGNOR:CAPELLA PHOTONICS, INC.;REEL/FRAME:022932/0669

20090709US/AS-A [NMC] ASSIGNMENT
OWNER: SAND HILL FINANCIAL COMPANY, CALIFORNIA; EFFECTIVE DATE: 20090501
SECURITY AGREEMENT;ASSIGNOR:CAPELLA PHOTONICS, INC.;REEL/FRAME:022932/0669

20090709US/AS-A [NMC] ASSIGNMENT
OWNER: FORMATIVE VENTURES EMERGING TECHNOLOGIES FUND, LP.; EFFECTIVE DATE:
20090501
SECURITY AGREEMENT;ASSIGNOR:CAPELLA PHOTONICS,
INC.;REEL/FRAME:022932/0669

Alive: USRE39397 E1

20041231US/API [EXM;POS] FILING DETAILS
US11027586 20041231 [2004US-0027586]

20061114US/E1 [PIF;POS] Reissue Patent
USRE39397 E1 20061114 [USRE39397]

20090505US/AS-A [NMC] ASSIGNMENT
OWNER: SILICON VALLEY BANK, CALIFORNIA; EFFECTIVE DATE: 20090501
SECURITY AGREEMENT;ASSIGNOR:CAPELLA PHOTONICS, INC.;REEL/FRAME:022641/0593

20090505US/AS-A [NMC] ASSIGNMENT
OWNER: BINGHAM, RAYMOND H., CALIFORNIA; EFFECTIVE DATE: 20090501
SECURITY AGREEMENT;ASSIGNOR:CAPELLA PHOTONICS, INC.;REEL/FRAME:022641/0593

20090505US/AS-A [NMC] ASSIGNMENT
OWNER: BLACK DIAMOND VENTURES XIV, LLC., CALIFORNIA; EFFECTIVE DATE: 20090501
SECURITY AGREEMENT;ASSIGNOR:CAPELLA PHOTONICS, INC.;REEL/FRAME:022641/0593

20090505US/AS-A [NMC] ASSIGNMENT
OWNER: DONALD L. LUCAS, SUCC TTEE DONALD L. LUCAS PROFIT; EFFECTIVE DATE: 20090501
SECURITY AGREEMENT;ASSIGNOR:CAPELLA PHOTONICS, INC.;REEL/FRAME:022641/0593

20090505US/AS-A [NMC] ASSIGNMENT
OWNER: DONALD L. LUCAS, TTEE DONALD L. AND LYGIA LUCAS TR; EFFECTIVE DATE: 20090501
SECURITY AGREEMENT;ASSIGNOR:CAPELLA PHOTONICS, INC.;REEL/FRAME:022641/0593

20090505US/AS-A [NMC] ASSIGNMENT
OWNER: LUCAS VENTURE GROUP I, LLC, CALIFORNIA; EFFECTIVE DATE: 20090501
SECURITY AGREEMENT;ASSIGNOR:CAPELLA PHOTONICS, INC.;REEL/FRAME:022641/0593

20090505US/AS-A [NMC] ASSIGNMENT
OWNER: THE LUCAS BROTHERS FOUNDATION, CALIFORNIA; EFFECTIVE DATE: 20090501
SECURITY AGREEMENT;ASSIGNOR:CAPELLA PHOTONICS, INC.;REEL/FRAME:022641/0593

20090505US/AS-A [NMC] ASSIGNMENT
OWNER: BRENDAN JOSEPH CASSIN AND ISABEL B. CASSIN, TRUSTE; EFFECTIVE DATE:
20090501
SECURITY AGREEMENT;ASSIGNOR:CAPELLA PHOTONICS, INC.;REEL/FRAME:022641/0593

20090505US/AS-A [NMC] ASSIGNMENT
OWNER: CASSIN FAMILY PARTNERS, A CALIFORNIA LIMITED PARTN; EFFECTIVE DATE:
20090501
SECURITY AGREEMENT;ASSIGNOR:CAPELLA PHOTONICS, INC.;REEL/FRAME:022641/0593

20090505US/AS-A [NMC] ASSIGNMENT
OWNER: ROBERT S. CASSIN CHARITABLE TRUST UTA DATED 2/20/9; EFFECTIVE DATE: 20090501
SECURITY AGREEMENT;ASSIGNOR:CAPELLA PHOTONICS, INC.;REEL/FRAME:022641/0593

20090505US/AS-A [NMC] ASSIGNMENT
OWNER: LEVENSOHN VENTURE PARTNERS III ANNEX FUND, L.P., C; EFFECTIVE DATE: 20090501
SECURITY AGREEMENT;ASSIGNOR:CAPELLA PHOTONICS, INC.;REEL/FRAME:022641/0593

20090505US/AS-A [NMC] ASSIGNMENT
OWNER: LEVENSOHN VENTURE PARTNERS III, L.P., CALIFORNIA; EFFECTIVE DATE: 20090501
SECURITY AGREEMENT;ASSIGNOR:CAPELLA PHOTONICS, INC.;REEL/FRAME:022641/0593

20090505US/AS-A [NMC] ASSIGNMENT
OWNER: LVP III ASSOCIATES FUND, L.P., CALIFORNIA; EFFECTIVE DATE: 20090501
SECURITY AGREEMENT;ASSIGNOR:CAPELLA PHOTONICS, INC.;REEL/FRAME:022641/0593

20090505US/AS-A [NMC] ASSIGNMENT
OWNER: SAINTS CAPITAL FALCON, L.P., CALIFORNIA; EFFECTIVE DATE: 20090501
SECURITY AGREEMENT;ASSIGNOR:CAPELLA PHOTONICS, INC.;REEL/FRAME:022641/0593

20090505US/AS-A [NMC] ASSIGNMENT
OWNER: RUSTIC CANYON VENTURES, SBIC, LP, CALIFORNIA; EFFECTIVE DATE: 20090501
SECURITY AGREEMENT;ASSIGNOR:CAPELLA PHOTONICS, INC.;REEL/FRAME:022641/0593

20090505US/AS-A [NMC] ASSIGNMENT
OWNER: ZACCARIA, BERT L., ARIZONA; EFFECTIVE DATE: 20090501
SECURITY AGREEMENT;ASSIGNOR:CAPELLA PHOTONICS, INC.;REEL/FRAME:022641/0593

20090505US/AS-A [NMC] ASSIGNMENT
OWNER: BRENDAN JOSEPH CASSIN, TRUSTEES OF THE CASSIN 1997; EFFECTIVE DATE:
20090501
SECURITY AGREEMENT;ASSIGNOR:CAPELLA PHOTONICS, INC.;REEL/FRAME:022641/0593

20090709US/AS-A [NMC] ASSIGNMENT
OWNER: TEATON CAPITAL COMPANY, CALIFORNIA; EFFECTIVE DATE: 20090501
SECURITY AGREEMENT;ASSIGNOR:CAPELLA PHOTONICS, INC.;REEL/FRAME:022932/0669

20090709US/AS-A [NMC] ASSIGNMENT
OWNER: SAND HILL FINANCIAL COMPANY, CALIFORNIA; EFFECTIVE DATE: 20090501
SECURITY AGREEMENT;ASSIGNOR:CAPELLA PHOTONICS, INC.;REEL/FRAME:022932/0669

20090709US/AS-A [NMC] ASSIGNMENT
OWNER: FORMATIVE VENTURES EMERGING TECHNOLOGIES FUND, LP.; EFFECTIVE DATE:
20090501
SECURITY AGREEMENT;ASSIGNOR:CAPELLA PHOTONICS,
INC.;REEL/FRAME:022932/0669

Alive: USRE39411 E1

20041231US/API [EXM;POS] FILING DETAILS
 US11027588 20041231 [2004US-0027588]

20061128US/E1 [PIF;POS] Reissue Patent
 USRE39411 E1 20061128 [USRE39411]

20090505US/AS-A [NMC] ASSIGNMENT
 OWNER: SILICON VALLEY BANK, CALIFORNIA; EFFECTIVE DATE: 20090501
 SECURITY AGREEMENT;ASSIGNOR:CAPELLA PHOTONICS, INC.;REEL/FRAME:022641/0593

20090505US/AS-A [NMC] ASSIGNMENT
 OWNER: BINGHAM, RAYMOND H., CALIFORNIA; EFFECTIVE DATE: 20090501
 SECURITY AGREEMENT;ASSIGNOR:CAPELLA PHOTONICS, INC.;REEL/FRAME:022641/0593

20090505US/AS-A [NMC] ASSIGNMENT
 OWNER: BLACK DIAMOND VENTURES XIV, LLC., CALIFORNIA; EFFECTIVE DATE: 20090501
 SECURITY AGREEMENT;ASSIGNOR:CAPELLA PHOTONICS, INC.;REEL/FRAME:022641/0593

20090505US/AS-A [NMC] ASSIGNMENT
 OWNER: DONALD L. LUCAS, SUCC TTEE DONALD L. LUCAS PROFIT; EFFECTIVE DATE: 20090501
 SECURITY AGREEMENT;ASSIGNOR:CAPELLA PHOTONICS, INC.;REEL/FRAME:022641/0593

20090505US/AS-A [NMC] ASSIGNMENT
 OWNER: DONALD L. LUCAS, TTEE DONALD L. AND LYGIA LUCAS TR; EFFECTIVE DATE: 20090501
 SECURITY AGREEMENT;ASSIGNOR:CAPELLA PHOTONICS, INC.;REEL/FRAME:022641/0593

20090505US/AS-A [NMC] ASSIGNMENT
 OWNER: LUCAS VENTURE GROUP I, LLC, CALIFORNIA; EFFECTIVE DATE: 20090501
 SECURITY AGREEMENT;ASSIGNOR:CAPELLA PHOTONICS, INC.;REEL/FRAME:022641/0593

20090505US/AS-A [NMC] ASSIGNMENT
 OWNER: THE LUCAS BROTHERS FOUNDATION, CALIFORNIA; EFFECTIVE DATE: 20090501
 SECURITY AGREEMENT;ASSIGNOR:CAPELLA PHOTONICS, INC.;REEL/FRAME:022641/0593

20090505US/AS-A [NMC] ASSIGNMENT
 OWNER: BRENDAN JOSEPH CASSIN AND ISABEL B. CASSIN, TRUSTE; EFFECTIVE DATE:
 20090501
 SECURITY AGREEMENT;ASSIGNOR:CAPELLA PHOTONICS, INC.;REEL/FRAME:022641/0593

20090505US/AS-A [NMC] ASSIGNMENT
 OWNER: CASSIN FAMILY PARTNERS, A CALIFORNIA LIMITED PARTN; EFFECTIVE DATE:
 20090501
 SECURITY AGREEMENT;ASSIGNOR:CAPELLA PHOTONICS, INC.;REEL/FRAME:022641/0593

20090505US/AS-A [NMC] ASSIGNMENT
 OWNER: ROBERT S. CASSIN CHARITABLE TRUST UTA DATED 2/20/9; EFFECTIVE DATE: 20090501
 SECURITY AGREEMENT;ASSIGNOR:CAPELLA PHOTONICS, INC.;REEL/FRAME:022641/0593

20090505US/AS-A [NMC] ASSIGNMENT
 OWNER: LEVENSOHN VENTURE PARTNERS III ANNEX FUND, L.P., C; EFFECTIVE DATE: 20090501
 SECURITY AGREEMENT;ASSIGNOR:CAPELLA PHOTONICS, INC.;REEL/FRAME:022641/0593

20090505US/AS-A [NMC] ASSIGNMENT
 OWNER: LEVENSOHN VENTURE PARTNERS III, L.P., CALIFORNIA; EFFECTIVE DATE: 20090501
 SECURITY AGREEMENT;ASSIGNOR:CAPELLA PHOTONICS, INC.;REEL/FRAME:022641/0593

20090505US/AS-A [NMC] ASSIGNMENT
 OWNER: LVP III ASSOCIATES FUND, L.P., CALIFORNIA; EFFECTIVE DATE: 20090501
 SECURITY AGREEMENT;ASSIGNOR:CAPELLA PHOTONICS, INC.;REEL/FRAME:022641/0593

20090505US/AS-A [NMC] ASSIGNMENT
 OWNER: SAINTS CAPITAL FALCON, L.P., CALIFORNIA; EFFECTIVE DATE: 20090501
 SECURITY AGREEMENT;ASSIGNOR:CAPELLA PHOTONICS, INC.;REEL/FRAME:022641/0593

20090505US/AS-A [NMC] ASSIGNMENT
 OWNER: RUSTIC CANYON VENTURES, SBIC, LP, CALIFORNIA; EFFECTIVE DATE: 20090501
 SECURITY AGREEMENT;ASSIGNOR:CAPELLA PHOTONICS, INC.;REEL/FRAME:022641/0593

20090505US/AS-A [NMC] ASSIGNMENT
 OWNER: ZACCARIA, BERT L., ARIZONA; EFFECTIVE DATE: 20090501
 SECURITY AGREEMENT;ASSIGNOR:CAPELLA PHOTONICS, INC.;REEL/FRAME:022641/0593

20090505US/AS-A [NMC] ASSIGNMENT
 OWNER: BRENDAN JOSEPH CASSIN, TRUSTEES OF THE CASSIN 1997; EFFECTIVE DATE:
 20090501
 SECURITY AGREEMENT;ASSIGNOR:CAPELLA PHOTONICS, INC.;REEL/FRAME:022641/0593

20090709US/AS-A [NMC] ASSIGNMENT
 OWNER: TEATON CAPITAL COMPANY, CALIFORNIA; EFFECTIVE DATE: 20090501
 SECURITY AGREEMENT;ASSIGNOR:CAPELLA PHOTONICS, INC.;REEL/FRAME:022932/0669

20090709US/AS-A [NMC] ASSIGNMENT
 OWNER: SAND HILL FINANCIAL COMPANY, CALIFORNIA; EFFECTIVE DATE: 20090501
 SECURITY AGREEMENT;ASSIGNOR:CAPELLA PHOTONICS, INC.;REEL/FRAME:022932/0669

20090709US/AS-A [NMC] ASSIGNMENT
 OWNER: FORMATIVE VENTURES EMERGING TECHNOLOGIES FUND, LP,; EFFECTIVE DATE:
 20090501
 SECURITY AGREEMENT;ASSIGNOR:CAPELLA PHOTONICS,
 INC.;REEL/FRAME:022932/0669

Alive: USRE39515 E1

20041231US/API [EXM;POS] FILING DETAILS
US2758904 20041231 [2004US-0027589]

20070313US/E1 [PIF;POS] Reissue Patent
USRE39515 E1 20070313 [USRE39515]

20090112US/PRDP-A [POS;RES] PATENT REINSTATED DUE TO THE ACCEPTANCE OF A LATE MAINTENANCE FEE
EFFECTIVE DATE: 20070313

ASSIGNMENT
20090505US/AS-A [NMC] OWNER: SILICON VALLEY BANK, CALIFORNIA; EFFECTIVE DATE: 20090501
SECURITY AGREEMENT;ASSIGNOR:CAPELLA PHOTONICS, INC.;REEL/FRAME:022641/0593

ASSIGNMENT
20090505US/AS-A [NMC] OWNER: BINGHAM, RAYMOND H., CALIFORNIA; EFFECTIVE DATE: 20090501
SECURITY AGREEMENT;ASSIGNOR:CAPELLA PHOTONICS, INC.;REEL/FRAME:022641/0593

ASSIGNMENT
20090505US/AS-A [NMC] OWNER: BLACK DIAMOND VENTURES XIV, LLC., CALIFORNIA; EFFECTIVE DATE: 20090501
SECURITY AGREEMENT;ASSIGNOR:CAPELLA PHOTONICS, INC.;REEL/FRAME:022641/0593

ASSIGNMENT
20090505US/AS-A [NMC] OWNER: DONALD L. LUCAS, SUCC TTEE DONALD L. LUCAS PROFIT; EFFECTIVE DATE: 20090501
SECURITY AGREEMENT;ASSIGNOR:CAPELLA PHOTONICS, INC.;REEL/FRAME:022641/0593

ASSIGNMENT
20090505US/AS-A [NMC] OWNER: DONALD L. LUCAS, TTEE DONALD L. AND LYGIA LUCAS TR; EFFECTIVE DATE: 20090501
SECURITY AGREEMENT;ASSIGNOR:CAPELLA PHOTONICS, INC.;REEL/FRAME:022641/0593

ASSIGNMENT
20090505US/AS-A [NMC] OWNER: LUCAS VENTURE GROUP I, LLC, CALIFORNIA; EFFECTIVE DATE: 20090501
SECURITY AGREEMENT;ASSIGNOR:CAPELLA PHOTONICS, INC.;REEL/FRAME:022641/0593

ASSIGNMENT
20090505US/AS-A [NMC] OWNER: THE LUCAS BROTHERS FOUNDATION, CALIFORNIA; EFFECTIVE DATE: 20090501
SECURITY AGREEMENT;ASSIGNOR:CAPELLA PHOTONICS, INC.;REEL/FRAME:022641/0593

ASSIGNMENT
20090505US/AS-A [NMC] OWNER: BRENDAN JOSEPH CASSIN AND ISABEL B. CASSIN, TRUSTE; EFFECTIVE DATE:
20090501
SECURITY AGREEMENT;ASSIGNOR:CAPELLA PHOTONICS, INC.;REEL/FRAME:022641/0593

ASSIGNMENT
20090505US/AS-A [NMC] OWNER: CASSIN FAMILY PARTNERS, A CALIFORNIA LIMITED PARTN; EFFECTIVE DATE:
20090501
SECURITY AGREEMENT;ASSIGNOR:CAPELLA PHOTONICS, INC.;REEL/FRAME:022641/0593

ASSIGNMENT
20090505US/AS-A [NMC] OWNER: ROBERT S. CASSIN CHARITABLE TRUST UTA DATED 2/20/09; EFFECTIVE DATE: 20090501
SECURITY AGREEMENT;ASSIGNOR:CAPELLA PHOTONICS, INC.;REEL/FRAME:022641/0593

ASSIGNMENT
20090505US/AS-A [NMC] OWNER: LEVENSOHN VENTURE PARTNERS III ANNEX FUND, L.P., C; EFFECTIVE DATE: 20090501
SECURITY AGREEMENT;ASSIGNOR:CAPELLA PHOTONICS, INC.;REEL/FRAME:022641/0593

ASSIGNMENT
20090505US/AS-A [NMC] OWNER: LEVENSOHN VENTURE PARTNERS III, L.P., CALIFORNIA; EFFECTIVE DATE: 20090501
SECURITY AGREEMENT;ASSIGNOR:CAPELLA PHOTONICS, INC.;REEL/FRAME:022641/0593

ASSIGNMENT
20090505US/AS-A [NMC] OWNER: LVP III ASSOCIATES FUND, L.P., CALIFORNIA; EFFECTIVE DATE: 20090501
SECURITY AGREEMENT;ASSIGNOR:CAPELLA PHOTONICS, INC.;REEL/FRAME:022641/0593

ASSIGNMENT
20090505US/AS-A [NMC] OWNER: SAINTS CAPITAL FALCON, L.P., CALIFORNIA; EFFECTIVE DATE: 20090501
SECURITY AGREEMENT;ASSIGNOR:CAPELLA PHOTONICS, INC.;REEL/FRAME:022641/0593

ASSIGNMENT
20090505US/AS-A [NMC] OWNER: RUSTIC CANYON VENTURES, SBIC, LP, CALIFORNIA; EFFECTIVE DATE: 20090501
SECURITY AGREEMENT;ASSIGNOR:CAPELLA PHOTONICS, INC.;REEL/FRAME:022641/0593

ASSIGNMENT
20090505US/AS-A [NMC] OWNER: ZACCARIA, BERT L., ARIZONA; EFFECTIVE DATE: 20090501
SECURITY AGREEMENT;ASSIGNOR:CAPELLA PHOTONICS, INC.;REEL/FRAME:022641/0593

ASSIGNMENT
20090505US/AS-A [NMC] OWNER: BRENDAN JOSEPH CASSIN, TRUSTEES OF THE CASSIN 1997; EFFECTIVE DATE:
20090501
SECURITY AGREEMENT;ASSIGNOR:CAPELLA PHOTONICS, INC.;REEL/FRAME:022641/0593

ASSIGNMENT
20090709US/AS-A [NMC] OWNER: TEATON CAPITAL COMPANY, CALIFORNIA; EFFECTIVE DATE: 20090501
SECURITY AGREEMENT;ASSIGNOR:CAPELLA PHOTONICS, INC.;REEL/FRAME:022932/0669

ASSIGNMENT
20090709US/AS-A [NMC] OWNER: SAND HILL FINANCIAL COMPANY, CALIFORNIA; EFFECTIVE DATE: 20090501
SECURITY AGREEMENT;ASSIGNOR:CAPELLA PHOTONICS, INC.;REEL/FRAME:022932/0669

ASSIGNMENT
20090709US/AS-A [NMC] OWNER: FORMATIVE VENTURES EMERGING TECHNOLOGIES FUND, LP.; EFFECTIVE DATE:
20090501
SECURITY AGREEMENT;ASSIGNOR:CAPELLA PHOTONICS,
INC.;REEL/FRAME:022932/0669

Alive: USRE39525 E1

20041231US/API [EXM;POS] FILING DETAILS
US11027587 20041231 [2004US-0027587]

20070320US/E1 [PIF;POS] Reissue Patent
USRE39525 E1 20070320 [USRE39525]

20090505US/AS-A [NMC] ASSIGNMENT
OWNER: SILICON VALLEY BANK, CALIFORNIA; EFFECTIVE DATE: 20090501
SECURITY AGREEMENT;ASSIGNOR:CAPELLA PHOTONICS, INC.;REEL/FRAME:022641/0593

20090505US/AS-A [NMC] ASSIGNMENT
OWNER: BINGHAM, RAYMOND H., CALIFORNIA; EFFECTIVE DATE: 20090501
SECURITY AGREEMENT;ASSIGNOR:CAPELLA PHOTONICS, INC.;REEL/FRAME:022641/0593

20090505US/AS-A [NMC] ASSIGNMENT
OWNER: BLACK DIAMOND VENTURES XIV, LLC., CALIFORNIA; EFFECTIVE DATE: 20090501
SECURITY AGREEMENT;ASSIGNOR:CAPELLA PHOTONICS, INC.;REEL/FRAME:022641/0593

20090505US/AS-A [NMC] ASSIGNMENT
OWNER: DONALD L. LUCAS, SUCC TTEE DONALD L. LUCAS PROFIT; EFFECTIVE DATE: 20090501
SECURITY AGREEMENT;ASSIGNOR:CAPELLA PHOTONICS, INC.;REEL/FRAME:022641/0593

20090505US/AS-A [NMC] ASSIGNMENT
OWNER: DONALD L. LUCAS, TTEE DONALD L. AND LYGIA LUCAS TR; EFFECTIVE DATE: 20090501
SECURITY AGREEMENT;ASSIGNOR:CAPELLA PHOTONICS, INC.;REEL/FRAME:022641/0593

20090505US/AS-A [NMC] ASSIGNMENT
OWNER: LUCAS VENTURE GROUP I, LLC, CALIFORNIA; EFFECTIVE DATE: 20090501
SECURITY AGREEMENT;ASSIGNOR:CAPELLA PHOTONICS, INC.;REEL/FRAME:022641/0593

20090505US/AS-A [NMC] ASSIGNMENT
OWNER: THE LUCAS BROTHERS FOUNDATION, CALIFORNIA; EFFECTIVE DATE: 20090501
SECURITY AGREEMENT;ASSIGNOR:CAPELLA PHOTONICS, INC.;REEL/FRAME:022641/0593

20090505US/AS-A [NMC] ASSIGNMENT
OWNER: BRENDAN JOSEPH CASSIN AND ISABEL B. CASSIN, TRUSTE; EFFECTIVE DATE:
20090501
SECURITY AGREEMENT;ASSIGNOR:CAPELLA PHOTONICS, INC.;REEL/FRAME:022641/0593

20090505US/AS-A [NMC] ASSIGNMENT
OWNER: CASSIN FAMILY PARTNERS, A CALIFORNIA LIMITED PARTN; EFFECTIVE DATE:
20090501
SECURITY AGREEMENT;ASSIGNOR:CAPELLA PHOTONICS, INC.;REEL/FRAME:022641/0593

20090505US/AS-A [NMC] ASSIGNMENT
OWNER: ROBERT S. CASSIN CHARITABLE TRUST UTA DATED 2/20/9; EFFECTIVE DATE: 20090501
SECURITY AGREEMENT;ASSIGNOR:CAPELLA PHOTONICS, INC.;REEL/FRAME:022641/0593

20090505US/AS-A [NMC] ASSIGNMENT
OWNER: LEVENSOHN VENTURE PARTNERS III ANNEX FUND, L.P., C; EFFECTIVE DATE: 20090501
SECURITY AGREEMENT;ASSIGNOR:CAPELLA PHOTONICS, INC.;REEL/FRAME:022641/0593

20090505US/AS-A [NMC] ASSIGNMENT
OWNER: LEVENSOHN VENTURE PARTNERS III, L.P., CALIFORNIA; EFFECTIVE DATE: 20090501
SECURITY AGREEMENT;ASSIGNOR:CAPELLA PHOTONICS, INC.;REEL/FRAME:022641/0593

20090505US/AS-A [NMC] ASSIGNMENT
OWNER: LVP III ASSOCIATES FUND, L.P., CALIFORNIA; EFFECTIVE DATE: 20090501
SECURITY AGREEMENT;ASSIGNOR:CAPELLA PHOTONICS, INC.;REEL/FRAME:022641/0593

20090505US/AS-A [NMC] ASSIGNMENT
OWNER: SAINTS CAPITAL FALCON, L.P., CALIFORNIA; EFFECTIVE DATE: 20090501
SECURITY AGREEMENT;ASSIGNOR:CAPELLA PHOTONICS, INC.;REEL/FRAME:022641/0593

20090505US/AS-A [NMC] ASSIGNMENT
OWNER: RUSTIC CANYON VENTURES, SBIC, LP, CALIFORNIA; EFFECTIVE DATE: 20090501
SECURITY AGREEMENT;ASSIGNOR:CAPELLA PHOTONICS, INC.;REEL/FRAME:022641/0593

20090505US/AS-A [NMC] ASSIGNMENT
OWNER: ZACCARIA, BERT L., ARIZONA; EFFECTIVE DATE: 20090501
SECURITY AGREEMENT;ASSIGNOR:CAPELLA PHOTONICS, INC.;REEL/FRAME:022641/0593

20090505US/AS-A [NMC] ASSIGNMENT
OWNER: BRENDAN JOSEPH CASSIN, TRUSTEES OF THE CASSIN 1997; EFFECTIVE DATE:
20090501
SECURITY AGREEMENT;ASSIGNOR:CAPELLA PHOTONICS, INC.;REEL/FRAME:022641/0593

20090709US/AS-A [NMC] ASSIGNMENT
OWNER: TEATON CAPITAL COMPANY, CALIFORNIA; EFFECTIVE DATE: 20090501
SECURITY AGREEMENT;ASSIGNOR:CAPELLA PHOTONICS, INC.;REEL/FRAME:022932/0669

20090709US/AS-A [NMC] ASSIGNMENT
OWNER: SAND HILL FINANCIAL COMPANY, CALIFORNIA; EFFECTIVE DATE: 20090501
SECURITY AGREEMENT;ASSIGNOR:CAPELLA PHOTONICS, INC.;REEL/FRAME:022932/0669

20090709US/AS-A [NMC] ASSIGNMENT
OWNER: FORMATIVE VENTURES EMERGING TECHNOLOGIES FUND, LP.; EFFECTIVE DATE:
20090501
SECURITY AGREEMENT;ASSIGNOR:CAPELLA PHOTONICS,
INC.;REEL/FRAME:022932/0669

EAST Search History

EAST Search History (Prior Art)

Ref #	Hits	Search Query	DBs	Default Operator	Plurals	Time Stamp
L1	21	(385/24,11,37,34.ccls.) and (wavelength near5 (separating or routing)) and (optic\$ near5 (fiber or fibre) near5 collimators) and (wavelength near5 (separator or splitter))	US-PGPUB; USPAT; USOCR; FPRS; EPO; JPO; DERWENT; IBM_TDB	OR	OFF	2011/02/15 12:24
L2	20	(385/24,11,37,34.ccls.) and (wavelength near5 (separating or routing)) and (optic\$ near5 (fiber or fibre) near5 collimators) and (wavelength near5 (separator or splitter)) and (lens or (beam near5 focus\$)) and ((mirror or mems or micromirror or micro-mirror) near5 (pivot or pivotable or rotate or rotatable))	US-PGPUB; USPAT; USOCR; FPRS; EPO; JPO; DERWENT; IBM_TDB	OR	OFF	2011/02/15 12:26
L3	26	(wavelength near5 (separating or routing)) and (optic\$ near5 (fiber or fibre) near5 collimators) and (wavelength near5 (separator or splitter)) and (lens or (beam near5 focus\$)) and ((mirror or mems or micromirror or micro-mirror) near5 (pivot or pivotable or rotate or rotatable))	US-PGPUB; USPAT; USOCR; FPRS; EPO; JPO; DERWENT; IBM_TDB	OR	OFF	2011/02/15 12:26

L4	25	(wavelength near5 (separating or routing)) and (optic\$ near5 (fiber or fibre) near5 collimators) and (wavelength near5 (separator or splitter)) and (lens or (beam near5 focus\$)) and ((mirror or mems or micromirror or micro-mirror) near5 (pivot or pivotable or rotate or rotatable)) and (control near5 power near5 spectral near5 channels)	US-PGPUB; USPAT; USOCR; FPRS; EPO; JPO; DERWENT; IBM_TDB	OR	OFF	2011/02/15 12:27
L5	0	(wavelength near5 (separating or routing)) and (optic\$ near5 (fiber or fibre) near5 collimators) and (wavelength near5 (separator or splitter)) and (lens or (beam near5 focus\$)) and ((mirror or mems or micromirror or micro-mirror) near5 (pivot or pivotable or rotate or rotatable)) and (control near5 power near5 received near5 channels)	US-PGPUB; USPAT; USOCR; FPRS; EPO; JPO; DERWENT; IBM_TDB	OR	OFF	2011/02/15 12:30
L6	26	(wavelength near5 (separating or routing)) and (optic\$ near5 (fiber or fibre) near5 collimators) and (wavelength near5 (separator or splitter)) and (lens or (beam near5 focus\$)) and ((mirror or mems or micromirror or micro-mirror) near5 (pivot or pivotable or rotate or rotatable)) and ((control or monitor) near5 power near5 channels)	US-PGPUB; USPAT; USOCR; FPRS; EPO; JPO; DERWENT; IBM_TDB	OR	OFF	2011/02/15 12:30

L7	24	(wavelength near5 (separating or routing)) and (optic\$ near5 (fiber or fibre) near5 collimators) and (wavelength near5 (separator or splitter)) and (lens or (beam near5 focus\$)) and ((mirror or mems or micromirror or micro-mirror) near5 (pivot or pivotable or rotate or rotatable)) and ((control or monitor) near5 power near5 channels) and (servo near5 control)	US-PGPUB; USPAT; USOCR; FPRS; EPO; JPO; DERWENT; IBM_TDB	OR	OFF	2011/02/15 12:31
L8	18	(wavelength near5 (separating or routing)) and (optic\$ near5 (fiber or fibre) near5 collimators) and (wavelength near5 (separator or splitter)) and (lens or (beam near5 focus\$)) and ((mirror or mems or micromirror or micro-mirror) near5 (pivot or pivotable or rotate or rotatable)) and ((control or monitor) near5 power near5 channels) and (servo near5 control) and (collimator near5 alignment near5 rotatable near5 (one or two) near5 axes)	US-PGPUB; USPAT; USOCR; FPRS; EPO; JPO; DERWENT; IBM_TDB	OR	OFF	2011/02/15 12:32
L9	23	(wavelength near5 (separating or routing)) and (optic\$ near5 (fiber or fibre) near5 collimators) and (wavelength near5 (separator or splitter)) and (lens or (beam near5 focus\$)) and ((mirror or mems or micromirror or micro-mirror) near5 (pivot or pivotable or rotate or rotatable)) and ((control or monitor) near5 power near5 channels) and (servo	US-PGPUB; USPAT; USOCR; FPRS; EPO; JPO; DERWENT; IBM_TDB	OR	OFF	2011/02/15 12:33

		near5 control) and (gratings near5 (diffraction or holographic or echelle or curved))				
L10	17	(wavelength near5 (separating or routing)) and (optic\$ near5 (fiber or fibre) near5 collimators) and (wavelength near5 (separator or splitter)) and (lens or (beam near5 focus\$)) and ((mirror or mems or micromirror or micro-mirror) near5 (pivot or pivotable or rotate or rotatable)) and ((control or monitor) near5 power near5 channels) and (servo near5 control) and (prisms near5 dispersing)	US-PGPUB; USPAT; USOCR; FPRS; EPO; JPO; DERWENT; IBM_TDB	OR	OFF	2011/02/15 12:34
L11	3	(wavelength near5 (separating or routing)) and (optic\$ near5 (fiber or fibre) near5 collimators) and (wavelength near5 (separator or splitter)) and (lens or (beam near5 focus\$)) and ((mirror or mems or micromirror or micro-mirror) near5 (pivot or pivotable or rotate or rotatable)) and ((control or monitor) near5 power near5 channels) and (servo near5 control) and (auxiliary near5 (collimators or separators or lens or focus or micromirror or micro-mirror or mems))	US-PGPUB; USPAT; USOCR; FPRS; EPO; JPO; DERWENT; IBM_TDB	OR	OFF	2011/02/15 12:37
S1	2	"6498872".pn.	US-PGPUB; USPAT; USOCR; FPRS; EPO; JPO; DERWENT; IBM_TDB	OR	OFF	2011/02/15 10:36

S2	2	"6567574".pn.	US-PGPUB; USPAT; USOCR; FPRS; EPO; JPO; DERWENT; IBM_TDB	OR	OFF	2011/02/15 10:38
S3	2	"6256430".pn.	US-PGPUB; USPAT; USOCR; FPRS; EPO; JPO; DERWENT; IBM_TDB	OR	OFF	2011/02/15 10:40
S4	2	"6631222".pn.	US-PGPUB; USPAT; USOCR; FPRS; EPO; JPO; DERWENT; IBM_TDB	OR	OFF	2011/02/15 10:41
S5	2	"6625346".pn.	US-PGPUB; USPAT; USOCR; FPRS; EPO; JPO; DERWENT; IBM_TDB	OR	OFF	2011/02/15 10:44
S6	1	re39397.pn.	US-PGPUB; USPAT; USOCR; FPRS; EPO; JPO; DERWENT; IBM_TDB	OR	OFF	2011/02/15 10:46

EAST Search History (Interference)

Ref #	Hits	Search Query	DBs	Default Operator	Plurals	Time Stamp
L12	2	(wavelength near5 (separating or routing)) and (optic\$ near5 (fiber or fibre) near5 collimators) and (wavelength near5 (separator or splitter)) and (lens or (beam near5 focus \$)) and ((mirror or mems or micromirror or micro-mirror) near5 (pivot or pivotable or rotate or rotatable)) and ((control or monitor) near5 power near5 channels) and (servo near5 control) and (auxiliary near5	USPAT; UPAD	OR	OFF	2011/02/15 12:37

		(collimators or separators or lens or focus or micromirror or micro-mirror or mems))				
L13	11	(wavelength near5 (separating or routing)) and (optic\$ near5 (fiber or fibre) near5 collimators) and (wavelength near5 (separator or splitter)) and (lens or (beam near5 focus \$)) and ((mirror or mems or micromirror or micro-mirror) near5 (pivot or pivotable or rotate or rotatable)) and ((control or monitor) near5 power near5 channels) and (servo near5 control) and (prisms near5 dispersing))	USPAT; UPAD	OR	OFF	2011/02/15 12:37
L14	13	(385/24,11,37,34.ccls.) and (wavelength near5 (separating or routing)) and (optic\$ near5 (fiber or fibre) near5 collimators) and (wavelength near5 (separator or splitter)) and (lens or (beam near5 focus \$)) and ((mirror or mems or micromirror or micro-mirror) near5 (pivot or pivotable or rotate or rotatable))	USPAT; UPAD	OR	OFF	2011/02/15 12:38
L15	14	(385/24,11,37,34.ccls.) and (wavelength near5 (separating or routing)) and (optic\$ near5 (fiber or fibre) near5 collimators) and (wavelength near5 (separator or splitter))	USPAT; UPAD	OR	OFF	2011/02/15 12:38

2/15/2011 12:39:13 PM

C:\Documents and Settings\bhealy\My Documents\EAST\Workspaces\12815930.wsp

EAST Search History (Prior Art)

Ref #	Hits	Search Query	DBs	Default Operator	Plurals	Time Stamp
L1	21	(385/24,11,37,34.ccls.) and (wavelength near5 (separating or routing)) and (optic\$ near5 (fiber or fibre) near5 collimators) and (wavelength near5 (separator or splitter))	US-PGPUB; USPAT; USOCR; FPRS; EPO; JPO; DERWENT; IBM_TDB	OR	OFF	2011/02/15 12:24
L2	20	(385/24,11,37,34.ccls.) and (wavelength near5 (separating or routing)) and (optic\$ near5 (fiber or fibre) near5 collimators) and (wavelength near5 (separator or splitter)) and (lens or (beam near5 focus\$)) and ((mirror or mems or micromirror or micro-mirror) near5 (pivot or pivotable or rotate or rotatable))	US-PGPUB; USPAT; USOCR; FPRS; EPO; JPO; DERWENT; IBM_TDB	OR	OFF	2011/02/15 12:26
L3	26	(wavelength near5 (separating or routing)) and (optic\$ near5 (fiber or fibre) near5 collimators) and (wavelength near5 (separator or splitter)) and (lens or (beam near5 focus\$)) and ((mirror or mems or micromirror or micro-mirror) near5 (pivot or pivotable or rotate or rotatable))	US-PGPUB; USPAT; USOCR; FPRS; EPO; JPO; DERWENT; IBM_TDB	OR	OFF	2011/02/15 12:26
L4	25	(wavelength near5 (separating or routing)) and (optic\$ near5 (fiber or fibre) near5 collimators) and (wavelength near5 (separator or splitter)) and (lens or (beam near5 focus\$)) and ((mirror or mems or micromirror or micro-mirror) near5 (pivot or pivotable or rotate or rotatable)) and (control near5 power near5 spectral near5 channels)	US-PGPUB; USPAT; USOCR; FPRS; EPO; JPO; DERWENT; IBM_TDB	OR	OFF	2011/02/15 12:27
L5	0	(wavelength near5 (separating or routing)) and (optic\$ near5 (fiber or fibre) near5 collimators) and (wavelength near5 (separator or splitter)) and (lens or (beam near5 focus\$)) and ((mirror or mems or micromirror or micro-mirror) near5 (pivot or pivotable or rotate or rotatable)) and (control near5 power near5 received near5 channels)	US-PGPUB; USPAT; USOCR; FPRS; EPO; JPO; DERWENT; IBM_TDB	OR	OFF	2011/02/15 12:30

EAST Search History (Prior Art)

L6	26	(wavelength near5 (separating or routing)) and (optic\$ near5 (fiber or fibre) near5 collimators) and (wavelength near5 (separator or splitter)) and (lens or (beam near5 focus\$)) and ((mirror or mems or micromirror or micro-mirror) near5 (pivot or pivotable or rotate or rotatable)) and ((control or monitor) near5 power near5 channels)	US-PGPUB; USPAT; USOCR; FPRS; EPO; JPO; DERWENT; IBM_TDB	OR	OFF	2011/02/15 12:30
L7	24	(wavelength near5 (separating or routing)) and (optic\$ near5 (fiber or fibre) near5 collimators) and (wavelength near5 (separator or splitter)) and (lens or (beam near5 focus\$)) and ((mirror or mems or micromirror or micro-mirror) near5 (pivot or pivotable or rotate or rotatable)) and ((control or monitor) near5 power near5 channels) and (servo near5 control)	US-PGPUB; USPAT; USOCR; FPRS; EPO; JPO; DERWENT; IBM_TDB	OR	OFF	2011/02/15 12:31
L8	18	(wavelength near5 (separating or routing)) and (optic\$ near5 (fiber or fibre) near5 collimators) and (wavelength near5 (separator or splitter)) and (lens or (beam near5 focus\$)) and ((mirror or mems or micromirror or micro-mirror) near5 (pivot or pivotable or rotate or rotatable)) and ((control or monitor) near5 power near5 channels) and (servo near5 control) and (collimator near5 alignment near5 rotatable near5 (one or two) near5 axes)	US-PGPUB; USPAT; USOCR; FPRS; EPO; JPO; DERWENT; IBM_TDB	OR	OFF	2011/02/15 12:32
L9	23	(wavelength near5 (separating or routing)) and (optic\$ near5 (fiber or fibre) near5 collimators) and (wavelength near5 (separator or splitter)) and (lens or (beam near5 focus\$)) and ((mirror or mems or micromirror or micro-mirror) near5 (pivot or pivotable or rotate or rotatable)) and ((control or monitor) near5 power near5 channels) and (servo near5 control) and (gratings near5 (diffraction or holographic or echelle or curved))	US-PGPUB; USPAT; USOCR; FPRS; EPO; JPO; DERWENT; IBM_TDB	OR	OFF	2011/02/15 12:33

EAST Search History (Prior Art)

L10	17	(wavelength near5 (separating or routing)) and (optic\$ near5 (fiber or fibre) near5 collimators) and (wavelength near5 (separator or splitter)) and (lens or (beam near5 focus\$)) and ((mirror or mems or micromirror or micro-mirror) near5 (pivot or pivotable or rotate or rotatable)) and ((control or monitor) near5 power near5 channels) and (servo near5 control) and (prisms nera5 dispersing)	US-PGPUB; USPAT; USOCR; FPRS; EPO; JPO; DERWENT; IBM_TDB	OR	OFF	2011/02/15 12:34
L11	3	(wavelength near5 (separating or routing)) and (optic\$ near5 (fiber or fibre) near5 collimators) and (wavelength near5 (separator or splitter)) and (lens or (beam near5 focus\$)) and ((mirror or mems or micromirror or micro-mirror) near5 (pivot or pivotable or rotate or rotatable)) and ((control or monitor) near5 power near5 channels) and (servo near5 control) and (auxiliary near5 (collimators or separators or lens or focus or micromirror or micro-mirror or mems))	US-PGPUB; USPAT; USOCR; FPRS; EPO; JPO; DERWENT; IBM_TDB	OR	OFF	2011/02/15 12:37
S1	2	"6498872".pn.	US-PGPUB; USPAT; USOCR; FPRS; EPO; JPO; DERWENT; IBM_TDB	OR	OFF	2011/02/15 10:36
S2	2	"6567574".pn.	US-PGPUB; USPAT; USOCR; FPRS; EPO; JPO; DERWENT; IBM_TDB	OR	OFF	2011/02/15 10:38
S3	2	"6256430".pn.	US-PGPUB; USPAT; USOCR; FPRS; EPO; JPO; DERWENT; IBM_TDB	OR	OFF	2011/02/15 10:40

EAST Search History (Prior Art)

S4	2	"6631222".pn.	US-PGPUB; USPAT; USOCR; FPRS; EPO; JPO; DERWENT; IBM_TDB	OR	OFF	2011/02/15 10:41
S5	2	"6625346".pn.	US-PGPUB; USPAT; USOCR; FPRS; EPO; JPO; DERWENT; IBM_TDB	OR	OFF	2011/02/15 10:44
S6	1	re39397.pn.	US-PGPUB; USPAT; USOCR; FPRS; EPO; JPO; DERWENT; IBM_TDB	OR	OFF	2011/02/15 10:46

EAST Search History (Interference)

Ref #	Hits	Search Query	DBs	Default Operator	Plurals	Time Stamp
L12	2	(wavelength near5 (separating or routing)) and (optic\$ near5 (fiber or fibre) near5 collimators) and (wavelength near5 (separator or splitter)) and (lens or (beam near5 focus\$)) and ((mirror or mems or micromirror or micro-mirror) near5 (pivot or pivotable or rotate or rotatable)) and ((control or monitor) near5 power near5 channels) and (servo near5 control) and (auxiliary near5 (collimators or separators or lens or focus or micromirror or micro-mirror or mems))	USPAT; UPAD	OR	OFF	2011/02/15 12:37

EAST Search History (Interference)

L13	11	(wavelength near5 (separating or routing)) and (optic\$ near5 (fiber or fibre) near5 collimators) and (wavelength near5 (separator or splitter)) and (lens or (beam near5 focus\$)) and ((mirror or mems or micromirror or micro-mirror) near5 (pivot or pivotable or rotate or rotatable)) and ((control or monitor) near5 power near5 channels) and (servo near5 control) and (prisms nera5 dispersing)	USPAT; UPAD	OR	OFF	2011/02/15 12:37
L14	13	(385/24,11,37,34.ccls.) and (wavelength near5 (separating or routing)) and (optic\$ near5 (fiber or fibre) near5 collimators) and (wavelength near5 (separator or splitter)) and (lens or (beam near5 focus\$)) and ((mirror or mems or micromirror or micro-mirror) near5 (pivot or pivotable or rotate or rotatable))	USPAT; UPAD	OR	OFF	2011/02/15 12:38
L15	14	(385/24,11,37,34.ccls.) and (wavelength near5 (separating or routing)) and (optic\$ near5 (fiber or fibre) near5 collimators) and (wavelength near5 (separator or splitter))	USPAT; UPAD	OR	OFF	2011/02/15 12:38

IN THE UNITED STATES PATENT AND TRADEMARK OFFICE

Applicant: Jeffrey P. Wilde, et. al

Serial No.: 12/815,930

Group Art Unit: 2883

Filed: 06/15/2010

Examiner: Healy, Brian

Title: Reconfigurable Optical Add-Drop Multiplexers with Servo Control and Dynamic Spectral Power Management Capabilities

(Reissue of Patent No. RE 39,397; Issued November 14, 2006)

AMENDMENT
And
SUBMISSION OF SECOND REPLACEMENT REISSUE DECLARATION

Mail Stop REISSUE

Commissioner for Patents

P.O. Box 1450

Alexandria, Virginia 22313-1450

Dear Sir:

In response to the Office Action of January 7, 2011, please amend this application as indicated, and replace the Replacement Reissue Application Declaration by Assignee submitted December 3, 2010, with the attached Second Replacement Reissue Application Declaration by Assignee.

Amendment to Claims

1. (Amended) A wavelength-separating-routing apparatus, comprising:
 - a) multiple fiber collimators, providing an input port for a multi-wavelength optical signal and a plurality of output ports;
 - b) a wavelength-separator, for separating said multi-wavelength optical signal from said input port into multiple spectral channels;
 - c) a beam-focuser, for focusing said spectral channels into corresponding spectral spots; and
 - d) a spatial array of channel micromirrors positioned such that each channel micromirror receives one of said spectral channels, said channel micromirrors being pivotal about two axes and being individually and continuously controllable to reflect said corresponding received spectral channels into any selected ones of said output ports and to control the power of said received spectral channels coupled into said output ports.

2. (Original) The wavelength-separating-routing apparatus of claim 1 further comprising a servo-control assembly, in communication with said channel micromirrors and said output ports, for providing control of said channel micromirrors and thereby maintaining a predetermined coupling of each reflected spectral channel into one of said output ports.

3. (Original) The wavelength-separating-routing apparatus of claim 2 wherein said servo-control assembly comprises a spectral monitor for monitoring power levels

of said spectral channels coupled into said output ports, and a processing unit responsive to said power levels for providing control of said channel micromirrors.

4. (Original) The wavelength-separating-routing apparatus of claim 3 wherein said servo-control assembly maintains said power levels at a predetermined value.

5. (Original) The wavelength-separating-routing apparatus of claim 1 further comprising an array of collimator-alignment mirrors, in optical communication with said wavelength-separator and said fiber collimators, for adjusting an alignment of said multi-wavelength optical signal from said input port and directing said reflected spectral channels into said output ports.

6. (Original) The wavelength-separating-routing apparatus of claim 5 wherein each collimator-alignment mirror is rotatable about one axis.

7. (Original) The wavelength-separating-routing apparatus of claim 5 wherein each collimator-alignment mirror is rotatable about two axes.

8. (Original) The wavelength-separating-routing apparatus of claim 5 further comprising first and second arrays of imaging lenses, in a telecentric arrangement with said collimator-alignment mirrors and said fiber collimators.

9. (Original) The wavelength-separating-routing apparatus of claim 1 wherein

each channel micromirror is continuously pivotable about one axis.

10. (Original) The wavelength-separating-routing apparatus of claim 1 wherein each channel micromirror is pivotable about two axes.

11. (Original) The wavelength-separating-routing apparatus of claim 10 wherein said fiber collimators are arranged in a two-dimensional array.

12. (Original) The wavelength-separating-routing apparatus of claim 1 wherein each channel micromirror is a silicon micromachined mirror.

13. (Original) The wavelength-separating-routing apparatus of claim 1 wherein said fiber collimators are arranged in a one-dimensional array.

14. (Original) The wavelength-separating-routing apparatus of claim 1 wherein said beam-focuser comprises a focusing lens having first and second focal points.

15. (Original) The wavelength-separating-routing apparatus of claim 14 wherein said wavelength-separator and said channel micromirrors are placed respectively at said first and second focal points of said focusing lens.

16. (Original) The wavelength-separating-routing apparatus of claim 1

wherein said beam-focuser comprises an assembly of lenses.

17. (Original) The wavelength-separating-routing apparatus of claim 1 wherein said wavelength-separator comprises an element selected from the group consisting of ruled diffraction gratings, holographic diffraction gratings, echelle gratings, curved diffraction gratings, and dispersing gratings.

18. (Original) The wavelength-separating-routing apparatus of claim 1 further comprising a quarter-wave plate optically interposed between said wavelength-separator and said channel micromirrors.

19. (Original) The wavelength-separating-routing apparatus of claim 1 wherein each output port carries a single one of said spectral channels.

20. (Original) The wavelength-separating-routing apparatus of claim 19 further comprising one or more optical sensors, optically coupled to said output ports.

21. (Original) A servo-based optical apparatus comprising:

- a) multiple fiber collimators, providing an input port for a multi-wavelength optical signal and a plurality of output ports;
- b) a wavelength-separator, for separating said multi-wavelength optical signal from said input port into multiple spectral channels;

c) a beam-focuser, for focusing said spectral channels into corresponding spectral spots; and

d) a spatial array of channel micromirrors positioned such that each channel micromirror receives one of said spectral channels, said channel micromirrors being individually controllable to reflect said spectral channels into selected ones of said output ports; and

e) a servo-control assembly, in communication with said channel micromirrors and said output ports, for maintaining a predetermined coupling of each reflected spectral channel into one of said output ports.

22. (Original) The servo-based optical apparatus of claim 21 wherein said servo-control assembly comprises a spectral monitor for monitoring power levels of said spectral channels coupled into said output ports, and a processing unit responsive to said power levels for providing control of said channel micromirrors.

23. (Original) The servo-based optical apparatus of claim 22 wherein said servo-control assembly maintains said power levels at a predetermined value.

24. (Original) The servo-based optical apparatus of claim 21 further comprising an array of collimator-alignment mirrors, in optical communication with said wavelength-separator and said fiber collimators, for adjusting an alignment of said multi-wavelength optical signal from said input port and directing said reflected spectral channels into said output ports.

25. (Original) The servo-based optical apparatus of claim 24 further comprising first and second arrays of imaging lenses, in a telecentric arrangement with said collimator-alignment mirrors and said fiber collimators.

26. (Original) The servo-based optical apparatus of claim 24 wherein each collimator-alignment mirror is rotatable about at least one axis.

27. (Original) The servo-based optical apparatus of claim 21 wherein each channel micromirror is continuously pivotable about at least one axis.

28. (Original) The servo-based optical apparatus of claim 21 wherein each channel micromirror is a silicon micromachined mirror.

29. (Original) The servo-based optical apparatus of claim 21 wherein said wavelength-separator comprises an element selected from the group consisting of ruled diffraction gratings, holographic diffraction gratings, echelle gratings, curved diffraction gratings, and dispersing prisms.

30. (Original) The servo-based optical apparatus of claim 21 wherein said beam-focuser comprises one or more lenses.

31. (Original) An optical apparatus comprising:

a) an array of fiber collimators, providing an input port for a multi-wavelength optical signal and a plurality of output ports;

b) a wavelength-separator, for separating said multi-wavelength optical signal from said input port into multiple spectral channels;

c) a beam-focuser, for focusing said spectral channels into corresponding spectral spots;

d) a spatial array of channel micromirrors positioned such that each channel micromirror receives one of said spectral channels, said channel micromirrors being individually and continuously controllable to reflect said spectral channels into selected ones of said output ports; and

e) a one-dimensional array of collimator-alignment mirrors, for adjusting an alignment of said multi-wavelength optical signal from said input port and directing said reflected spectral channels into said output ports.

32. (Original) The optical apparatus of claim 31 further comprising a servo-control assembly, in communication with said channel micromirrors, said collimator-alignment mirrors, and said output ports, for providing control of said channel micromirrors along with said collimator-alignment mirrors and thereby maintaining a predetermined coupling of each reflected spectral channel into one of said output ports.

33. (Original) The optical apparatus of claim 32 wherein said servo-control assembly comprises

a spectral monitor for monitoring power levels of said spectral channels coupled into said output ports, and

a processing unit responsive to said power levels for providing control of said channel micromirrors and said collimator-alignment mirrors.

34. (Original) The optical apparatus of claim 31 wherein each channel micromirror is continuously pivotable about at least one axis.

35. (Original) The optical apparatus of claim 31 wherein each collimator-alignment mirror is rotatable about at least one axis.

36. (Original) The optical apparatus of claim 31 further comprising first and second arrays of imaging lenses, in a telecentric arrangement with said collimator-alignment mirrors and said fiber collimators.

37. (Original) An optical apparatus comprising:

a) an array of fiber collimators, providing an input port for a multi-wavelength optical signal and a plurality of output ports;

b) a wavelength-separator, for separating said multi-wavelength optical signal from said input port into multiple spectral channels;

c) a beam-focuser, for focusing said spectral channels into corresponding spectral spots;

d) a spatial array of channel micromirrors positioned such that each channel micromirror receives one of said spectral channels, said channel micromirrors being individually and continuously controllable to reflect said spectral channels into selected ones of said output ports; and

e) a two-dimensional array of collimator-alignment mirrors, for adjusting an alignment of said multi-wavelength optical signal from said input port and directing said reflected spectral channels into said output ports.

38. (Original) The optical apparatus of claim 37 further comprising a servo-control assembly, in communication with said channel micromirrors, and collimator-alignment mirrors, and said output ports, for providing control of said channel micromirrors along with said collimator-alignment mirrors and thereby maintaining a predetermined coupling of each reflected spectral channel into one of said output ports.

39. (Original) The optical apparatus of claim 38 wherein said servo-control assembly comprises a spectral monitor for monitoring power levels of said spectral channels coupled into said output ports, and a processing unit responsive to said power levels for providing control of said channel micromirrors and said collimator-alignment mirrors.

40. (Original) The optical apparatus of claim 37 wherein each collimator-

alignment mirror is rotatable about at least one axis.

41. (Original) The optical apparatus of claim 37 wherein each channel micromirror is continuously pivotable about at least one axis.

42. (Original) The optical apparatus of claim 41 wherein each channel micromirrors is pivotable about two axes, and wherein said fiber collimators are arranged in a two-dimensional array.

43. (Original) The optical apparatus of claim 37 further comprising first and second arrays of imaging lenses, in a telecentric arrangement with said collimator-alignment mirrors and said fiber collimators.

44. (Amended) An optical system comprising a wavelength-separating-routing apparatus, wherein said wavelength-separating-routing apparatus includes:

a) an array of fiber collimators, providing an input port for a multi-wavelength optical signal and a plurality of output ports including a pass-through port and one or more drop ports;

b) a wavelength-separator, for separating said multi-wavelength optical signal from said input port into multiple spectral channels;

c) a beam-focuser, for focusing said spectral channels into corresponding spectral spots; and

a spatial array of channel micromirrors positioned such that each channel micromirror receives one of said spectral channels, said channel micromirrors being pivotal about two axes and being individually and continuously controllable to reflect said corresponding received spectral channels into any selected ones of said output ports and to control the power of said received spectral channels coupled into said output ports, whereby said pass-through port receives a subset of said spectral channels.

45. (Original) The optical system of claim 44 further comprising a servo-control assembly, in communication with said channel micromirrors and said output ports, for providing control of said channel micromirrors and thereby maintaining a predetermined coupling of each reflected spectral channel into one of said output ports.

46. (Original) The optical system of claim 45 wherein said servo-control assembly comprises a spectral monitor for monitoring power levels of said spectral channels coupled into said output ports, and a processing unit responsive to said power levels for providing control of said channel micromirrors.

47. (Original) The optical system of claim 44 further comprising an array of collimator-alignment mirrors, in optical communication with said wavelength-separator and said fiber collimators, for adjusting an alignment of said multi-wavelength optical signal from said input port and directing said reflected spectral

channels into said output ports.

48. (Original) The optical system of claim 47 further comprising first and second arrays of imaging lenses, in a telecentric arrangement with said collimator-alignment mirrors and said fiber collimators.

49. (Original) The optical system of claim 47 wherein each collimator-alignment mirror is rotatable about at least one axis.

50. (Original) The optical system of claim 44 wherein each channel micromirror is pivotable about at least one axis.

51. (Original) The optical system of claim 44 wherein each channel micromirror is a silicon micromachined mirror.

52. (Original) The optical system of claim 44 wherein said beam-focuser comprises a focusing lens having first and second focal points, and wherein said wavelength-separator and said channel micromirrors are placed respectively at said first and second focal points.

53. (Original) The optical system of claim 44 wherein said wavelength-separator comprises an element selected from the group consisting of ruled diffraction gratings, holographic diffraction gratings, echelle gratings, curved

diffraction gratings, and dispersing prisms.

54. (Original) The optical system of claim 44 further comprising a quarter-wave plate optically interposed between said wavelength-separator and said channel micromirrors.

55. (Original) The optical system of claim 44 further comprising an auxiliary wavelength-separating-routing apparatus, including:

a) multiple auxiliary fiber collimators, providing a plurality of auxiliary input ports and an exiting port;

b) an auxiliary wavelength-separator;

c) an auxiliary beam-focuser; and

d) a spatial array of auxiliary channel micromirrors;

wherein said subset of said spectral channels in said pass-through port and one or more add spectral channels are directed into said auxiliary input ports, and multiplexed into an output optical signal directed into said exiting port by way of said auxiliary wavelength-separator, said auxiliary beam-focuser and said auxiliary channel micromirrors.

56. (Original) The optical system of claim 55 wherein said auxiliary channel micromirrors are individually pivotable.

57. (Original) The optical system of claim 55 wherein each auxiliary channel

micromirror is pivotable continuously about at least one axis.

58. (Original) The optical system of claim 55 wherein each auxiliary channel micromirror is a silicon micromachined mirror.

59. (Original) The optical system of claim 55 wherein said auxiliary wavelength-separator comprises an element selected from the group consisting of ruled diffraction gratings, holographic diffraction gratings, echelle gratings, curved diffraction gratings, and dispersing prisms.

60. (Original) The optical system of claim 55 wherein said pass-through port constitutes one of said auxiliary input ports.

61. (Amended) A method of performing dynamic wavelength separating and routing, comprising:

- a) receiving a multi-wavelength optical signal from an input port;
- b) separating said multi-wavelength optical signal into multiple spectral channels;
- c) focusing said spectral channels onto a spatial array of corresponding beam-deflecting elements, whereby each beam-deflecting element receives one of said spectral channels; and
- d) dynamically and continuously controlling said beam-deflecting elements, ~~thereby directing~~ in two dimensions to direct said spectral channels into a plurality

any selected ones of said output ports and to control the power of the spectral channels coupled into said selected output ports.

62. (Amended) The method of claim 61 further comprising the step of providing feedback control of said beam-deflecting elements, ~~thereby maintaining to~~ maintain a predetermining coupling of each spectral channel directed into one of said output ports.

63. (Original) The method of claim 62 further comprising the step of maintaining power levels of said spectral channels directed into said output ports at a predetermining value.

64. (Original) The method of claim 61 wherein each spectral channel is directed into a separate output port.

65. (Original) The method of claim 61 wherein a subset of said spectral channels is directed into one of said output ports, thereby providing one or more pass-through spectral channels.

66. (Original) The method of claim 65 further comprising the step of multiplexing said pass-through spectral channels with one or more add spectral channels, so as to provide an output optical signal.

67. (Original) The method of claim 61 wherein said beam-deflecting elements comprise an array of silicon micromachined mirrors.

Remarks

Applicant thanks the Examiner for his helpful suggestions as to changes to the reissue declaration to overcome the rejection of the claims under 35 U.S.C. §251 because of a defective reissue oath or declaration. Enclosed is a Second Replacement Reissue Declaration that adopts the Examiner's suggestions. Accordingly, it is submitted that the enclosed Second Replacement Reissue Declaration is proper and overcomes the rejection under 35 U.S.C. §251.

Claim 68 which was rejected under 35 U.S.C. §251 as being broadening has been cancelled (omitted) in this Second Preliminary Amendment. Otherwise, the enclosed Amendment is identical to the Preliminary Amendment submitted upon filing of this reissue application.

In view of the foregoing, favorable reconsideration of this application and early action on the merits are respectfully requested.

Date: January 31, 2011

Respectfully Submitted,

/Barry N. Young/

Barry N. Young
Attorney for Assignee
Reg. No. 27,744

Customer No. 48789
Law Offices of Barry N. Young
200 Page Mill Road, Suite 102
Palo Alto, CA 94306-2061

Phone: (650) 326-2701
Fax: (650) 326-2799
byoung@young-iplaw.com

Electronic Acknowledgement Receipt

EFS ID:	9348551
Application Number:	12815930
International Application Number:	
Confirmation Number:	2344
Title of Invention:	Reconfigurable Optical Add-Drop Multiplexers with Servo Control and Dynamic Spectral Power Management Capabilities
First Named Inventor/Applicant Name:	Jeffrey P. Wilde
Customer Number:	48789
Filer:	Barry N. Young
Filer Authorized By:	
Attorney Docket Number:	C2393-1101RE2
Receipt Date:	31-JAN-2011
Filing Date:	15-JUN-2010
Time Stamp:	20:29:32
Application Type:	Utility under 35 USC 111(a)

Payment information:

Submitted with Payment	no
------------------------	----

File Listing:

Document Number	Document Description	File Name	File Size(Bytes)/ Message Digest	Multi Part /.zip	Pages (if appl.)
1	Reissue dec filed in accordance with MPEP 1414.	2nd_Rpl_Declr.pdf	3214143 <small>ab4564cca3359ca8b3923d4d8aa573faab3660f</small>	no	3

Warnings:

Information:

2		Amd_1-31-11.pdf	51355 5769:ba28:c3f5862dee0ef6911a5ab041cd f30e	yes	19
Multipart Description/PDF files in .zip description					
Document Description		Start	End		
Amendment/Req. Reconsideration-After Non-Final Reject		1	1		
Claims		2	17		
Applicant Arguments/Remarks Made in an Amendment		18	19		
Warnings:					
Information:					
Total Files Size (in bytes):			3265498		
<p>This Acknowledgement Receipt evidences receipt on the noted date by the USPTO of the indicated documents, characterized by the applicant, and including page counts, where applicable. It serves as evidence of receipt similar to a Post Card, as described in MPEP 503.</p> <p><u>New Applications Under 35 U.S.C. 111</u> If a new application is being filed and the application includes the necessary components for a filing date (see 37 CFR 1.53(b)-(d) and MPEP 506), a Filing Receipt (37 CFR 1.54) will be issued in due course and the date shown on this Acknowledgement Receipt will establish the filing date of the application.</p> <p><u>National Stage of an International Application under 35 U.S.C. 371</u> If a timely submission to enter the national stage of an international application is compliant with the conditions of 35 U.S.C. 371 and other applicable requirements a Form PCT/DO/EO/903 indicating acceptance of the application as a national stage submission under 35 U.S.C. 371 will be issued in addition to the Filing Receipt, in due course.</p> <p><u>New International Application Filed with the USPTO as a Receiving Office</u> If a new international application is being filed and the international application includes the necessary components for an international filing date (see PCT Article 11 and MPEP 1810), a Notification of the International Application Number and of the International Filing Date (Form PCT/RO/105) will be issued in due course, subject to prescriptions concerning national security, and the date shown on this Acknowledgement Receipt will establish the international filing date of the application.</p>					

IN THE UNITED STATES PATENT AND TRADEMARK OFFICE

Applicant: Jeffrey P. Wilde, et. al

Serial No. 12/815,930

Group Art Unit: 2883

Filed: 06/15/2010

Examiner: Healy, Brian

Title: Reconfigurable Optical Add-Drop Multiplexers With Servo Control and Dynamic Spectral Power Management Capability

(Reissue of Patent No. RE39,397, issued November 14, 2006)

SECOND REPLACEMENT REISSUE APPLICATION DECLARATION BY ASSIGNEE

I, Larry Schwerin, hereby declare that:

The residence, mailing address and citizenship of the Inventors of the above-identified patent for which reissue is sought are as stated below.

I am authorized to act on behalf of the following Assignee: CAPELLA PHOTONICS, INC., A DELAWARE CORPORATION, and my title with said assignee is President and Chief Executive Officer. The entire title and interest in said Patent is vested in said Assignee, and I consent on behalf of said Assignee to the filing of this Reissue Application for the above Patent.

Inventor's Full Name:	Jeffrey P. Wilde
Residence/Mailing Address:	2310 Rockwood Ranch Road Morgan Hill, CA 95037
Citizenship:	US

Inventor's Full Name:	Joseph E. Davis
Residence/Mailing Address:	18765 St. Marks Avenue Morgan Hill, CA 95037
Citizenship:	US

I believe said above named Inventors to be the original and first inventors of the subject matter which is described and claimed in said above identified Patent for which a reissue patent is sought, the specification of which:

was filed as Application No. 12/815,930 on 06/15/2010;

and was amended by Preliminary Amendments filed on 06/15/2010 and herewith.

I have reviewed and understand the contents of the above-identified specification, including the claims, as amended by any amendment referred to above.

I acknowledge the duty to disclose information which is material to patentability as defined in 37 C.F.R. §1.56.

I verily believe the original Patent to be wholly or partially inoperative or invalid for the reason that the patentee claimed more than he had a right to claim in the Patent.

At least one error upon which reissue is based is described as follows:
Claim 1 is deemed to be too broad and invalid in view of U.S. Patent No. 6,498,872 to Bouevitch and further in view of one or more of U.S. Patent No. 6,567,574 to Ma, U.S. Patent No. 6,256,430 to Jin, or U.S. Patent No. 6,631,222 to Wagener by failing to include limitations regarding the pivotability of channel micromirrors and control of power of received spectral channels coupled to output ports, as indicated by the amendments to Claim 1 in the Preliminary Amendments referred to above.

All errors corrected in this Reissue Application arose without deceptive intent on the part of the Applicant.

I hereby appoint the practitioners associated with **Customer No. 48489** as our attorneys or agents to prosecute the application identified above, and to transact all business in the United States Patent and Trademark Office connected therewith.

Please direct all communications to:

Barry N. Young
Reg. No. 27,744
200 Page Mill Road, Suite 102
Palo Alto, CA 94306

(650) 326-2701
Byoung@young-iplaw.com

I hereby declare that all statements made herein of my own knowledge are true and that all statements made on information and belief are believed to be true, and further that these statements were made with the knowledge that willful false statements and the like so made are punishable by fine or imprisonment, or both, under 18 U.S.C. §1001, and that such willful false statements may jeopardize the validity of the application, any patent issuing thereon, or any patent to which this Declaration is directed.

Dated: July 30, 2011

By: 

Larry Schwerin
President and Chief Executive Officer
Capella Photonics, Inc.
5390 Hellyer Avenue
San Jose, CA 95138

Under the Paperwork Reduction Act of 1995, no persons are required to respond to a collection of information unless it displays a valid OMB control number.

PATENT APPLICATION FEE DETERMINATION RECORD Substitute for Form PTO-875					Application or Docket Number 12/815,930		Filing Date 06/15/2010		<input type="checkbox"/> To be Mailed		
APPLICATION AS FILED – PART I											
(Column 1)			(Column 2)			SMALL ENTITY <input type="checkbox"/> OR		OTHER THAN SMALL ENTITY			
FOR		NUMBER FILED	NUMBER EXTRA		RATE (\$)	FEE (\$)	OR		RATE (\$)	FEE (\$)	
<input type="checkbox"/> BASIC FEE <small>(37 CFR 1.16(a), (b), or (c))</small>		N/A	N/A		N/A				N/A		
<input type="checkbox"/> SEARCH FEE <small>(37 CFR 1.16(k), (i), or (m))</small>		N/A	N/A		N/A				N/A		
<input type="checkbox"/> EXAMINATION FEE <small>(37 CFR 1.16(o), (p), or (q))</small>		N/A	N/A		N/A				N/A		
TOTAL CLAIMS <small>(37 CFR 1.16(j))</small>		minus 20 =	*		X \$ =		OR		X \$ =		
INDEPENDENT CLAIMS <small>(37 CFR 1.16(h))</small>		minus 3 =	*		X \$ =				X \$ =		
<input type="checkbox"/> APPLICATION SIZE FEE <small>(37 CFR 1.16(s))</small>		If the specification and drawings exceed 100 sheets of paper, the application size fee due is \$250 (\$125 for small entity) for each additional 50 sheets or fraction thereof. See 35 U.S.C. 41(a)(1)(G) and 37 CFR 1.16(s).									
<input type="checkbox"/> MULTIPLE DEPENDENT CLAIM PRESENT <small>(37 CFR 1.16(j))</small>											
* If the difference in column 1 is less than zero, enter "0" in column 2.											
APPLICATION AS AMENDED – PART II										TOTAL	TOTAL
(Column 1)			(Column 2)			SMALL ENTITY		OR		OTHER THAN SMALL ENTITY	
AMENDMENT	01/31/2011	CLAIMS REMAINING AFTER AMENDMENT		HIGHEST NUMBER PREVIOUSLY PAID FOR	PRESENT EXTRA	RATE (\$)	ADDITIONAL FEE (\$)	OR		RATE (\$)	ADDITIONAL FEE (\$)
	Total <small>(37 CFR 1.16(i))</small>	* 67	Minus	** 68	= 0	X \$ =		OR		X \$2=	0
	Independent <small>(37 CFR 1.16(h))</small>	* 6	Minus	***7	= 0	X \$ =		OR		X \$220=	0
	<input type="checkbox"/> Application Size Fee <small>(37 CFR 1.16(s))</small>										
	<input type="checkbox"/> FIRST PRESENTATION OF MULTIPLE DEPENDENT CLAIM <small>(37 CFR 1.16(j))</small>										
						TOTAL ADD'L FEE	OR		TOTAL ADD'L FEE	0	
(Column 1)			(Column 2)			SMALL ENTITY		OR		OTHER THAN SMALL ENTITY	
AMENDMENT		CLAIMS REMAINING AFTER AMENDMENT		HIGHEST NUMBER PREVIOUSLY PAID FOR	PRESENT EXTRA	RATE (\$)	ADDITIONAL FEE (\$)	OR		RATE (\$)	ADDITIONAL FEE (\$)
	Total <small>(37 CFR 1.16(i))</small>	*	Minus	**	=	X \$ =		OR		X \$ =	
	Independent <small>(37 CFR 1.16(h))</small>	*	Minus	***	=	X \$ =		OR		X \$ =	
	<input type="checkbox"/> Application Size Fee <small>(37 CFR 1.16(s))</small>										
	<input type="checkbox"/> FIRST PRESENTATION OF MULTIPLE DEPENDENT CLAIM <small>(37 CFR 1.16(j))</small>										
						TOTAL ADD'L FEE	OR		TOTAL ADD'L FEE		
* If the entry in column 1 is less than the entry in column 2, write "0" in column 3.											
** If the "Highest Number Previously Paid For" IN THIS SPACE is less than 20, enter "20".											
*** If the "Highest Number Previously Paid For" IN THIS SPACE is less than 3, enter "3".											
The "Highest Number Previously Paid For" (Total or Independent) is the highest number found in the appropriate box in column 1.											

Legal Instrument Examiner:
/VANESSA BARBER/

This collection of information is required by 37 CFR 1.16. The information is required to obtain or retain a benefit by the public which is to file (and by the USPTO to process) an application. Confidentiality is governed by 35 U.S.C. 122 and 37 CFR 1.14. This collection is estimated to take 12 minutes to complete, including gathering, preparing, and submitting the completed application form to the USPTO. Time will vary depending upon the individual case. Any comments on the amount of time you require to complete this form and/or suggestions for reducing this burden, should be sent to the Chief Information Officer, U.S. Patent and Trademark Office, U.S. Department of Commerce, P.O. Box 1450, Alexandria, VA 22313-1450. DO NOT SEND FEES OR COMPLETED FORMS TO THIS ADDRESS. **SEND TO: Commissioner for Patents, P.O. Box 1450, Alexandria, VA 22313-1450.**

If you need assistance in completing the form, call 1-800-PTO-9199 and select option 2.



UNITED STATES PATENT AND TRADEMARK OFFICE

UNITED STATES DEPARTMENT OF COMMERCE
United States Patent and Trademark Office
Address: COMMISSIONER FOR PATENTS
P.O. Box 1450
Alexandria, Virginia 22313-1450
www.uspto.gov

Table with 5 columns: APPLICATION NO., FILING DATE, FIRST NAMED INVENTOR, ATTORNEY DOCKET NO., CONFIRMATION NO. Includes sub-tables for EXAMINER (HEALY, BRIAN), ART UNIT (2883), PAPER NUMBER, and NOTIFICATION DATE (01/07/2011) DELIVERY MODE (ELECTRONIC).

Please find below and/or attached an Office communication concerning this application or proceeding.

The time period for reply, if any, is set in the attached communication.

Notice of the Office communication was sent electronically on above-indicated "Notification Date" to the following e-mail address(es):

BYOUNG@YOUNG-IPLAW.COM
BNYOUNG7@GMAIL.COM

Office Action Summary	Application No. 12/815,930	Applicant(s) WILDE ET AL.	
	Examiner BRIAN M. HEALY	Art Unit 2883	

-- The MAILING DATE of this communication appears on the cover sheet with the correspondence address --
Period for Reply

A SHORTENED STATUTORY PERIOD FOR REPLY IS SET TO EXPIRE 3 MONTH(S) OR THIRTY (30) DAYS, WHICHEVER IS LONGER, FROM THE MAILING DATE OF THIS COMMUNICATION.

- Extensions of time may be available under the provisions of 37 CFR 1.136(a). In no event, however, may a reply be timely filed after SIX (6) MONTHS from the mailing date of this communication.
- If NO period for reply is specified above, the maximum statutory period will apply and will expire SIX (6) MONTHS from the mailing date of this communication.
- Failure to reply within the set or extended period for reply will, by statute, cause the application to become ABANDONED (35 U.S.C. § 133). Any reply received by the Office later than three months after the mailing date of this communication, even if timely filed, may reduce any earned patent term adjustment. See 37 CFR 1.704(b).

Status

- 1) Responsive to communication(s) filed on 03 December 2010.
- 2a) This action is **FINAL**.
- 2b) This action is non-final.
- 3) Since this application is in condition for allowance except for formal matters, prosecution as to the merits is closed in accordance with the practice under *Ex parte Quayle*, 1935 C.D. 11, 453 O.G. 213.

Disposition of Claims

- 4) Claim(s) 1-68 is/are pending in the application.
 - 4a) Of the above claim(s) _____ is/are withdrawn from consideration.
- 5) Claim(s) _____ is/are allowed.
- 6) Claim(s) 1-68 is/are rejected.
- 7) Claim(s) _____ is/are objected to.
- 8) Claim(s) _____ are subject to restriction and/or election requirement.

Application Papers

- 9) The specification is objected to by the Examiner.
- 10) The drawing(s) filed on 15 June 2010 is/are: a) accepted or b) objected to by the Examiner.
 Applicant may not request that any objection to the drawing(s) be held in abeyance. See 37 CFR 1.85(a).
 Replacement drawing sheet(s) including the correction is required if the drawing(s) is objected to. See 37 CFR 1.121(d).
- 11) The oath or declaration is objected to by the Examiner. Note the attached Office Action or form PTO-152.

Priority under 35 U.S.C. § 119

- 12) Acknowledgment is made of a claim for foreign priority under 35 U.S.C. § 119(a)-(d) or (f).
 - a) All b) Some * c) None of:
 - 1. Certified copies of the priority documents have been received.
 - 2. Certified copies of the priority documents have been received in Application No. _____.
 - 3. Copies of the certified copies of the priority documents have been received in this National Stage application from the International Bureau (PCT Rule 17.2(a)).
- * See the attached detailed Office action for a list of the certified copies not received.

Attachment(s)

- | | |
|--|---|
| 1) <input type="checkbox"/> Notice of References Cited (PTO-892) | 4) <input type="checkbox"/> Interview Summary (PTO-413)
Paper No(s)/Mail Date. _____ |
| 2) <input type="checkbox"/> Notice of Draftsperson's Patent Drawing Review (PTO-948) | 5) <input type="checkbox"/> Notice of Informal Patent Application |
| 3) <input type="checkbox"/> Information Disclosure Statement(s) (PTO/SB/08)
Paper No(s)/Mail Date _____ | 6) <input checked="" type="checkbox"/> Other: <u>see attached office action</u> . |

DETAILED ACTION

Reissue Applications

1. Applicant is reminded of the continuing obligation under 37 CFR 1.178(b), to timely apprise the Office of any prior or concurrent proceeding in which Patent No. RE39,397 and USP No. 6,625,346 is or was involved. These proceedings would include interferences, reissues, reexaminations, and litigation.

Applicant is further reminded of the continuing obligation under 37 CFR 1.56, to timely appraise the Office of any information which is material to patentability of the claims under consideration in this reissue application.

These obligations rest with each individual associated with the filing and prosecution of this application for reissue. See also MPEP §§ 1404, 1442.01 and 1442.04.

2. The reissue oath/declaration filed with this application is defective because it fails to identify at least one error which is relied upon to support the reissue application. See 37 CFR 1.175(a)(1) and MPEP § 1414.

3. The reissue declaration filed December 3, 2010, asserts that the patent was wholly or partially inoperative or invalid because the patentee claims more than he had a right to claim and identified the error that serves as basis for reissue being :

4. **Some of the claims** are deemed to be too broad and invalid in view of U.S. Patent No. 6,498,872 to Bouevitch and further in view of one or more of U.S. Patent No. 6,567,574 to Ma, U.S. Patent No. 6,256,430 to Jin or U.S. Patent No. 6,631,222 to

Wagener, as indicated by the amendments to the claims in the Preliminary Amendment referred to above and filed with this application.”

5. The declaration, as filed, lacks specificity because it merely states, “Some of the claims” are deemed to be too broad, which is a statement which does not identify in the oath or declaration which (or at least one) of the claims are too broad and asks the reader to incorporate from the amendment to figure out what is being referred to (“as indicated by the amendments to the claims in the preliminary amendment”).

6. In the remarks of 12/03/2010, Applicant’s main point concerning the previous office action is that rule 175 (37 CFR 1.175) does not require reference to specific claim language. On page 3 of Applicant’s remarks it was stated, “It is respectfully submitted that the requirement to specifically identify “any error” by reference to “the specific claim language” as stated in the rejection (the previous office action) goes beyond the requirements of the current version of rule 175.”

7. The current text of 37 CFR 1.175(a)(1) reads as follows: “The applicant believes the original patent to be wholly or partly inoperative or invalid by reason of a defective specification or drawing, or by reason of the patentee claiming more or less than the patentee had the right to claim in the patent, **stating at least one error** being relied upon as the basis for reissue.”

8. The words “stating at least one error” were highlighted because this is the basis for Applicant’s arguments regarding the need for specificity. The Examiner takes note of the fact that the word “state”(used as a verb) is defined by the current Merriam-Webster dictionary (current online edition) as “to express the particulars of especially in words.”

Thus it can be seen that to “state at least one error” would include “the particulars of (or specificity of) at least one error.” While a dictionary definition is somewhat anecdotal the need for specificity of at least one error has been expanded upon in MPEP 1414 (c) which states : “It is not sufficient for an oath/declaration to merely state “this application is being filed to correct errors in the patent which may be noted from the changes made in the disclosure.” Rather, the oath/declaration must specifically identify an error. In addition, it is not sufficient to merely reproduce the claims with brackets and underlining and state that such will identify the error. **See In re Constant, 827 F.2d 728,729, 3 USPQ 2d 1479 (Fed Cir.), cert. Denied, 484 U.S. 894 (1987).** Any error in the claims must be identified by reference **to the specific claim(s) and the specific claim language wherein lies the error.**”

9. In Applicant’s remarks of 12/03/2010, it was stated that Applicant’s counsel, Mr. Barry Young, telephoned Mr. Robert Clarke and Mr. Pincus Laufer of the UPPTO Office of Legal Administration regarding Applicant’s counsel’s understanding that the changes to rule 175 in 1997 eliminated the need for specificity (as discussed above). Examiner Healy contacted Mr. Laufer in a communication on December 28,2010 and Mr. Laufer stated that it was a misunderstanding if Mr. Young came away from their conversation that rule 175 eliminated the need for specificity of at least one error in the oath or declaration.

10. Applicant should note that if all that were necessary to state that “some of the claims are too broad” then “stating at least one error being relied upon for reissue” would be excess verbiage. The MPEP (See MPEP 1414) has been updated over time

to clarify what constitutes an adequate statement of error, using examples based on the improper declarations the office has received.

11. The Examiner would like to suggest some language which would be acceptable in the oath or declaration. This is not a requirement but a suggestion designed to advance the prosecution of the present application.

12. “[Some of the claims are] **Claim 1 is** deemed to be too broad and invalid in view of U.S. Patent No. 6,498,872 to Bouevitch and further in view of one or more of U.S. Patent No. 6,567,574 to Ma, U.S. Patent No. 6,256,430 to Jin or U.S. Patent No. 6,631,222 to Wagener, **by not including limitations regarding the pivotability of channel micromirrors and control of power of received spectral channels**, as indicated by the amendments to [the claims] **Claim 1** in the Preliminary Amendment referred to above and filed with this application.”

13. For further guidance regarding acceptable declaration language Applicant is referred to MPEP 1414 (II) (c).

14. Claim 68 is rejected under 35 U.S.C. 251 as being broadened in a reissue application filed outside the two year statutory period. Broadening claims made after two years from the patent issue date is prohibited by the reissue statute, 35 USC 251. Claim 68 appears to be broader than original patent claim 1. Even though claim 68 is narrower than original claim 1 in some respects, it is broader than claim 1 in that “beam reflecting elements” (recited in newly presented claim 68) is broader than “channel micro mirrors” (recited in original claim 1) because beam reflecting elements covers reflectors that includes but not limited to mirrors and micro mirrors. Claim 68 is also

broader than claim 1 because it does not require than the beam-deflecting elements be individually controllable since dynamically controllable is not limited to individually controllable. A claim is broader in scope than the original claims if it contains within its scope any conceivable product or process which would not have infringed the original patent. A claim is broadened if it is broader in any one respect even though it may be narrower in other respects.

15. Claims 1-68 are rejected as being based upon a defective reissue oath or declaration under 35 U.S.C. 251 as set forth above. See 37 CFR 1.175.

The nature of the defect(s) in the oath or declaration is set forth in the discussion above in this Office action (see above discussion).

Because the added rejection regarding improper claim broadening was not necessitated by Applicant's amendment, **this office action has NOT been made final.**

Any inquiry concerning this communication or earlier communications from the examiner should be directed to BRIAN M. HEALY whose telephone number is (571)272-2347. The examiner can normally be reached on M-F 6AM-5PM.

If attempts to reach the examiner by telephone are unsuccessful, the examiner's supervisor, Mark Robinson can be reached on (571)272-2319. The fax phone number for the organization where this application or proceeding is assigned is 571-273-8300.

Information regarding the status of an application may be obtained from the Patent Application Information Retrieval (PAIR) system. Status information for published applications may be obtained from either Private PAIR or Public PAIR. Status information for unpublished applications is available through Private PAIR only. For more information about the PAIR system, see <http://pair-direct.uspto.gov>. Should you have questions on access to the Private PAIR system, contact the Electronic Business Center (EBC) at 866-217-9197 (toll-free). If you would like assistance from a USPTO Customer Service Representative or access to the automated information system, call 800-786-9199 (IN USA OR CANADA) or 571-272-1000.

**/BRIAN M. HEALY/
Primary Examiner
Art Unit 2883**

Index of Claims *1281593 0*	Application/Control No. 12815930	Applicant(s)/Patent Under Reexamination WILDE ET AL.
	Examiner BRIAN M HEALY	Art Unit 2883

✓	Rejected
=	Allowed

-	Cancelled
÷	Restricted

N	Non-Elected
I	Interference

A	Appeal
O	Objected

Claims renumbered in the same order as presented by applicant
 CPA
 T.D.
 R.1.47

CLAIM		DATE							
Final	Original	10/22/2010	12/29/2010						
	1	✓	✓						
	2	✓	✓						
	3	✓	✓						
	4	✓	✓						
	5	✓	✓						
	6	✓	✓						
	7	✓	✓						
	8	✓	✓						
	9	✓	✓						
	10	✓	✓						
	11	✓	✓						
	12	✓	✓						
	13	✓	✓						
	14	✓	✓						
	15	✓	✓						
	16	✓	✓						
	17	✓	✓						
	18	✓	✓						
	19	✓	✓						
	20	✓	✓						
	21	✓	✓						
	22	✓	✓						
	23	✓	✓						
	24	✓	✓						
	25	✓	✓						
	26	✓	✓						
	27	✓	✓						
	28	✓	✓						
	29	✓	✓						
	30	✓	✓						
	31	✓	✓						
	32	✓	✓						
	33	✓	✓						

Index of Claims *1281593 0*	Application/Control No. 12815930	Applicant(s)/Patent Under Reexamination WILDE ET AL.
	Examiner BRIAN M HEALY	Art Unit 2883

✓	Rejected
=	Allowed

-	Cancelled
÷	Restricted

N	Non-Elected
I	Interference

A	Appeal
O	Objected

Claims renumbered in the same order as presented by applicant
 CPA
 T.D.
 R.1.47

CLAIM		DATE							
Final	Original	10/22/2010	12/29/2010						
	34	✓	✓						
	35	✓	✓						
	36	✓	✓						
	37	✓	✓						
	38	✓	✓						
	39	✓	✓						
	40	✓	✓						
	41	✓	✓						
	42	✓	✓						
	43	✓	✓						
	44	✓	✓						
	45	✓	✓						
	46	✓	✓						
	47	✓	✓						
	48	✓	✓						
	49	✓	✓						
	50	✓	✓						
	51	✓	✓						
	52	✓	✓						
	53	✓	✓						
	54	✓	✓						
	55	✓	✓						
	56	✓	✓						
	57	✓	✓						
	58	✓	✓						
	59	✓	✓						
	60	✓	✓						
	61	✓	✓						
	62	✓	✓						
	63	✓	✓						
	64	✓	✓						
	65	✓	✓						
	66	✓	✓						

<i>Index of Claims</i> *1281593 0*	Application/Control No. 12815930	Applicant(s)/Patent Under Reexamination WILDE ET AL.
	Examiner BRIAN M HEALY	Art Unit 2883

✓	Rejected
=	Allowed

-	Cancelled
÷	Restricted

N	Non-Elected
I	Interference

A	Appeal
O	Objected

Claims renumbered in the same order as presented by applicant
 CPA
 T.D.
 R.1.47

CLAIM		DATE							
Final	Original	10/22/2010	12/29/2010						
	67	✓	✓						
	68	✓	✓						

IN THE UNITED STATES PATENT AND TRADEMARK OFFICE

Applicant: Jeffrey P. Wilde, et. al

Serial No.: 12/815,930

Group Art Unit: 2883

Filed: 06/15/2010

Examiner: Healy, Brian

Title: Reconfigurable Optical Add-Drop Multiplexers with Servo Control and Dynamic Spectral Power Management Capabilities

(Reissue of Patent No. RE 39,397; Issued November 14, 2006)

RESPONSE
And
SUBMISSION OF REPLACEMENT REISSUE DECLARATION

Mail Stop REISSUE

Commissioner for Patents

P.O. Box 1450

Alexandria, Virginia 22313-1450

Dear Sir:

In response to the Office Action of October 28, 2010, rejecting the claims under 35 U.S.C. §251 for a defective reissue oath/declaration, attached is a Replacement Reissue Application Declaration by Assignee to replace the originally filed Reissue Application Declaration By The Assignee (form PTO/SB/52).

Remarks

For the reasons below, it is submitted that the enclosed Replacement Declaration corrects deficiencies in the originally submitted declaration, and complies fully with the requirements of 37 C.F.R. §1.175. Accordingly, favorable reconsideration of this application is respectfully requested.

The Replacement Declaration of Assignee submitted herewith states, in relevant part:

“I verily believe the original Patent to be wholly or partially inoperative or invalid for the reason that the patentee claimed more than he had a right to claim in the Patent.

At least one error upon which reissue is based is described as follows: Some of the claims are deemed to be too broad and invalid in view of U.S. Patent No. 6,498,872 to Bouevitch and further in view of one or more of U.S. Patent No. 6,567,574 to Ma, U.S. Patent No. 6,256,430 to Jin, or U.S. Patent No. 6,631,222 to Wagener, as indicated by the amendments to the claims in the Preliminary Amendment referred to above and filed with this application.

All errors corrected in this Reissue Application arose without deceptive intent on the part of the Applicant.”

The current version of 37 C.F.R. §1.175 (“Rule 175”), which was effective December 1, 1997, provides in §1.175(a) (1) that the reissue oath or declaration must state:

“The applicant believes the original patent to be wholly or partially inoperative or invalid by reason of . . . the patentee claiming more of less than the patentee had a right to claim in the patent, stating at least one error being relied upon as the basis for reissue”. (*see attached copy of Rule 175 reproduced from the M.P.E.P.*)

In his rejection based upon a defective oath/declaration, the Examiner stated in the Office Action that the original oath/declaration “. . . fails to clearly and specifically identify in the original claim language wherein lies the error” (*emphasis added*) (citing the M.P.E.P. §1414 and 37 C.F.R. §1.175), and stated that “[A]ny error in the claims must be identified by reference to the specific claim(s) and **the specific language wherein lies the error**” (*emphasis in original*).

It is respectfully submitted that the requirement to specifically identify “any error” by reference to “the specific claim language”, as stated in the rejection, goes beyond the requirements of the current version of Rule 175.

The current version of 37 C.F.R. §1.175 (effective December 1, 1997) changed former subsection (a) (1) of the Rule to its present form as quoted above. Additionally, it eliminated entirely former subsections (a) (2), (a) (3) and (a) (5). [Subsection (a) (4) which permitted so-called “no defect” reissues was eliminated in 1982.] Eliminated subsection (a) (2) had required the applicant to particularly specify defects in the specification or drawing. Eliminated subsection (a)(3) applied when the applicant claimed an error by reason of claiming more or less than he had a right to claim, and required the applicant to distinctly specify the excess or insufficiency in the claims. Finally, eliminated subsection (a) (5) required the applicant to particularly specify the errors relied upon and how they arose. All of the previous requirements of these subsections for specific information regarding the nature and origin of each

error being corrected have been eliminated and replaced by the present version of §1.175(a)(1) quoted above.

All that is required by Rule 175(a) (1) is that the applicant state at least one error being relied upon for reissue. The Rule does not require that more than one error to be identified in the oath or declaration, and does not require reference in the oath or declaration to the specific claim language where the error lies, as stated.

It is respectfully submitted that the statement in the enclosed Replacement Declaration: "Some of the claims are deemed to be too broad and invalid in view of U.S. Patent No. 6,498,872 to Bouevitch and further in view of one or more of U.S. Patent No. 6,567,574 to Ma, U.S. Patent No. 6,256,430 to Jin, or U.S. Patent No. 6,631,222 to Wagener, as indicated by the amendments to the claims in the Preliminary Amendment referred to above and filed with this application" is sufficient to satisfy the requirements of §1.175(a)(1), and that it is not necessary in the reissue declaration to refer to specific claims or to specific claim language.

The undersigned Counsel for Applicant confirmed in a telephone conference on December 1, 2010 with Mr. Robert Clarke (Ext. 7735) and Mr. Pincus Laufer (Ext. 7726) of the USPTO Office of Legal Administration that Counsel's understanding of the changes to the Rule in 1997, as described above, are correct, and that it is not necessary to identify in the reissue declaration the specific claim language where an error lies. It is sufficient to refer to a claim amendment.

Accordingly, it is respectfully submitted that the attached Replacement Reissue Application Declaration by Assignee satisfies the requirements of 37 C.F.R. §1.175 and overcomes the rejection under 35 U.S.C. 251.

In view of the foregoing, favorable reconsideration of this application and early action on the merits are respectfully requested.

Date: December 3, 2010

Respectfully Submitted,

/Barry N. Young/

Barry N. Young
Attorney for Assignee
Reg. No. 27,744

Customer No. 48789
Law Offices of Barry N. Young
200 Page Mill Road, Suite 102
Palo Alto, CA 94306-2061
Phone: (650) 326-2701
Fax: (650) 326-2799
byoung@young-iplaw.com

Docket No: C2393-1101R2

IN THE UNITED STATES PATENT AND TRADEMARK OFFICE

Applicant: Jeffrey P. Wilde, et. al

Serial No. 12/815,930

Group Art Unit: 2883

Filed: 06/15/2010

Examiner: Healy, Brian

Title: Reconfigurable Optical Add-Drop Multiplexers With Servo Control and Dynamic Spectral Power Management Capability

(Reissue of Patent No. RE39,397, issued November 14, 2006)

REPLACEMENT REISSUE APPLICATION DECLARATION BY ASSIGNEE

I, Larry Schwerin, hereby declare that:

The residence, mailing address and citizenship of the inventors of the above-identified patent for which reissue is sought are as stated below.

I am authorized to act on behalf of the following Assignee: CAPELLA PHOTONICS, INC., A DELAWARE CORPORATION, and my title with said assignee is President and Chief Executive Officer. The entire title and interest in said Patent is vested in said Assignee, and I consent on behalf of said Assignee to the filing of this Reissue Application for the above Patent.

Inventor's Full Name:	Jeffrey P. Wilde
Residence/Mailing Address:	2310 Rockwood Ranch Road Morgan Hill, CA 95037
Citizenship:	US

Inventor's Full Name:	Joseph E. Davis
Residence/Mailing Address:	18765 St. Marks Avenue Morgan Hill, CA 95037
Citizenship:	US

Docket No: C2393-1101R2

I believe said above named Inventors to be the original and first inventors of the subject matter which is described and claimed in said above identified Patent for which a reissue patent is sought, the specification of which:

was filed as Application No. 12/815,930 on 06/15/2010;

and was amended by Preliminary Amendment filed on 06/15/2010.

I have reviewed and understand the contents of the above-identified specification, including the claims, as amended by any amendment referred to above.

I acknowledge the duty to disclose information which is material to patentability as defined in 37 C.F.R. §1.56.

I verily believe the original Patent to be wholly or partially inoperative or invalid for the reason that the patentee claimed more than he had a right to claim in the Patent.

At least one error upon which reissue is based is described as follows:
Some of the claims are deemed to be too broad and invalid in view of U.S. Patent No. 6,498,872 to Bouevitch and further in view of one or more of U.S. Patent No. 6,567,574 to Ma, U.S. Patent No. 6,256,430 to Jin, or U.S. Patent No. 6,631,222 to Wagener, as indicated by the amendments to the claims in the Preliminary Amendment referred to above and filed with this application.

All errors corrected in this Reissue Application arose without deceptive intent on the part of the Applicant.

I hereby appoint the practitioners associated with **Customer No. 48489** as our attorneys or agents to prosecute the application identified above, and to transact all business in the United States Patent and Trademark Office connected therewith.


Please direct all communications to:
Barry N. Young
Reg. No. 27,744
200 Page Mill Road, Suite 102
Palo Alto, CA 94306
(650) 326-2701
Byoung@young-lplaw.com

I hereby declare that all statements made herein of my own knowledge are true and that all statements made on information and belief are believed to be true, and further that these statements were made with the knowledge that willful false statements and the like so made are punishable by fine or imprisonment, or both, under 18 U.S.C. §1001, and that such willful false statements may jeopardize the validity of the

Docket No: C2393-1101R2

application, any patent issuing thereon, or any patent to which this Declaration is directed.

Dated: Dec 2, 2010

By: 
Larry Schwerin
President and Chief Executive Officer
Capella Photonics, Inc.
5390 Hellyer Avenue
San Jose, CA 95138

(c) *Status of claims and support for claim changes.* Whenever there is an amendment to the claims pursuant to paragraph (b) of this section, there must also be supplied, on pages separate from the pages containing the changes, the status (*i.e.*, pending or canceled), as of the date of the amendment, of all patent claims and of all added claims, and an explanation of the support in the disclosure of the patent for the changes made to the claims.

(d) *Changes shown by markings.* Any changes relative to the patent being reissued which are made to the specification, including the claims, upon filing, or by an amendment paper in the reissue application, must include the following markings:

(1) The matter to be omitted by reissue must be enclosed in brackets; and

(2) The matter to be added by reissue must be underlined, except for amendments submitted on compact discs (§§ 1.96 and 1.821(c)). Matter added by reissue on compact discs must be preceded with “~U~” and end with “~U~” to properly identify the material being added.

(e) *Numbering of patent claims preserved.* Patent claims may not be renumbered. The numbering of any claim added in the reissue application must follow the number of the highest numbered patent claim.

(f) *Amendment of disclosure may be required.* The disclosure must be amended, when required by the Office, to correct inaccuracies of description and definition, and to secure substantial correspondence between the claims, the remainder of the specification, and the drawings.

(g) *Amendments made relative to the patent.* All amendments must be made relative to the patent specification, including the claims, and drawings, which are in effect as of the date of filing of the reissue application.

[Revised, 65 FR 54604, Sept. 8, 2000, effective Nov. 7, 2000; para. (b)(3) revised, 68 FR 38611, June 30, 2003, effective July 30, 2003; para. (b) introductory text revised, 69 FR 56481, Sept. 21, 2004, effective Oct. 21, 2004]

§ 1.174 [Reserved]

[24 FR 10332, Dec. 22, 1959; para. (a), 48 FR 2713, Jan. 20, 1983, effective Feb. 27, 1983; removed and reserved, 65 FR 54604, Sept. 8, 2000, effective Nov. 7, 2000]

§ 1.175 Reissue oath or declaration.

(a) The reissue oath or declaration in addition to complying with the requirements of § 1.63, must also state that:

(1) The applicant believes the original patent to be wholly or partly inoperative or invalid by reason of a defective specification or drawing, or by reason of the patentee claiming more or less than the patentee had the right to claim in the patent, stating at least one error being relied upon as the basis for reissue; and

(2) All errors being corrected in the reissue application up to the time of filing of the oath or declaration under this paragraph arose without any deceptive intention on the part of the applicant.

(b)(1) For any error corrected, which is not covered by the oath or declaration submitted under paragraph (a) of this section, applicant must submit a supplemental oath or declaration stating that every such error arose without any deceptive intention on the part of the applicant. Any supplemental oath or declaration required by this paragraph must be submitted before allowance and may be submitted:

(i) With any amendment prior to allowance; or

(ii) In order to overcome a rejection under 35 U.S.C. 251 made by the examiner where it is indicated that the submission of a supplemental oath or declaration as required by this paragraph will overcome the rejection.

(2) For any error sought to be corrected after allowance, a supplemental oath or declaration must accompany the requested correction stating that the error(s) to be corrected arose without any deceptive intention on the part of the applicant.

(c) Having once stated an error upon which the reissue is based, as set forth in paragraph (a)(1), unless all errors previously stated in the oath or declaration are no longer being corrected, a subsequent oath or declaration under paragraph (b) of this section need not specifically identify any other error or errors being corrected.

(d) The oath or declaration required by paragraph (a) of this section may be submitted under the provisions of § 1.53(f).

(e) The filing of any continuing reissue application which does not replace its parent reissue application must include an oath or declaration which, pursuant to paragraph (a)(1) of this section, identifies

at least one error in the original patent which has not been corrected by the parent reissue application or an earlier reissue application. All other requirements relating to oaths or declarations must also be met.

[24 FR 10332, Dec. 22, 1959; 29 FR 18503, Dec. 29, 1964; 34 FR 18857, Nov. 26, 1969; para. (a), 47 FR 21752, May 19, 1982, effective July 1, 1982; para. (a), 48 FR 2713, Jan. 20, 1983, effective Feb. 27, 1983; para. (a)(7), 57 FR 2021, Jan. 17, 1992, effective Mar. 16, 1992; revised, 62 FR 53131, Oct. 10, 1997, effective Dec. 1, 1997; para. (c) added, 69 FR 56481, Sept. 21, 2004, effective Oct. 21, 2004]

§ 1.176 Examination of reissue.

(a) A reissue application will be examined in the same manner as a non-reissue, non-provisional application, and will be subject to all the requirements of the rules related to non-reissue applications. Applications for reissue will be acted on by the examiner in advance of other applications.

(b) Restriction between subject matter of the original patent claims and previously unclaimed subject matter may be required (restriction involving only subject matter of the original patent claims will not be required). If restriction is required, the subject matter of the original patent claims will be held to be constructively elected unless a disclaimer of all the patent claims is filed in the reissue application, which disclaimer cannot be withdrawn by applicant.

[42 FR 5595, Jan. 28, 1977; revised, 65 FR 54604, Sept. 8, 2000, effective Nov. 7, 2000]

§ 1.177 Issuance of multiple reissue patents.

(a) The Office may reissue a patent as multiple reissue patents. If applicant files more than one application for the reissue of a single patent, each such application must contain or be amended to contain in the first sentence of the specification a notice stating that more than one reissue application has been filed and identifying each of the reissue applications by relationship, application number and filing date. The Office may correct by certificate of correction under § 1.322 any reissue patent resulting from an application to which this paragraph applies that does not contain the required notice.

(b) If applicant files more than one application for the reissue of a single patent, each claim of the

patent being reissued must be presented in each of the reissue applications as an amended, unamended, or canceled (shown in brackets) claim, with each such claim bearing the same number as in the patent being reissued. The same claim of the patent being reissued may not be presented in its original unamended form for examination in more than one of such multiple reissue applications. The numbering of any added claims in any of the multiple reissue applications must follow the number of the highest numbered original patent claim.

(c) If any one of the several reissue applications by itself fails to correct an error in the original patent as required by 35 U.S.C. 251 but is otherwise in condition for allowance, the Office may suspend action in the allowable application until all issues are resolved as to at least one of the remaining reissue applications. The Office may also merge two or more of the multiple reissue applications into a single reissue application. No reissue application containing only unamended patent claims and not correcting an error in the original patent will be passed to issue by itself.

[47 FR 41278, Sept. 17, 1982, effective date Oct. 1, 1982; revised, 54 FR 6893, Feb. 15, 1989, 54 FR 9432, March 7, 1989, effective Apr. 17, 1989; revised, 60 FR 20195, Apr. 25, 1995, effective June 8, 1995; revised, 65 FR 54604, Sept. 8, 2000, effective Nov. 7, 2000]

§ 1.178 Original patent; continuing duty of applicant.

(a) The application for reissue of a patent shall constitute an offer to surrender that patent, and the surrender shall take effect upon reissue of the patent. Until a reissue application is granted, the original patent shall remain in effect.

(b) In any reissue application before the Office, the applicant must call to the attention of the Office any prior or concurrent proceedings in which the patent (for which reissue is requested) is or was involved, such as interferences, reissues, reexaminations, or litigations and the results of such proceedings (see also § 1.173(a)(1)).

[24 FR 10332, Dec. 22, 1959; 34 FR 18857, Nov. 26, 1969; revised, 65 FR 54604, Sept. 8, 2000, effective Nov. 7, 2000; para. (a) revised, 69 FR 56481, Sept. 21, 2004, effective Sept. 21, 2004]

Electronic Acknowledgement Receipt

EFS ID:	8967864
Application Number:	12815930
International Application Number:	
Confirmation Number:	2344
Title of Invention:	Reconfigurable Optical Add-Drop Multiplexers with Servo Control and Dynamic Spectral Power Management Capabilities
First Named Inventor/Applicant Name:	Jeffrey P. Wilde
Customer Number:	48789
Filer:	Barry N. Young
Filer Authorized By:	
Attorney Docket Number:	C2393-1101RE2
Receipt Date:	03-DEC-2010
Filing Date:	15-JUN-2010
Time Stamp:	21:34:15
Application Type:	Utility under 35 USC 111(a)

Payment information:

Submitted with Payment	no
------------------------	----

File Listing:

Document Number	Document Description	File Name	File Size(Bytes)/ Message Digest	Multi Part /.zip	Pages (if appl.)
1	Amendment/Req. Reconsideration-After Non-Final Reject	Resp_12-3-10.pdf	31328 d06e1511f9011cf4c51148c09305253ad20b d6dc	no	5

Warnings:

Information:

2	Reissue dec filed in accordance with MPEP 1414.	Rpl_RE_Declr_Assignee.pdf	445665 3d65f2d595655d704791aaca009fe00d72bf73b5	no	3
Warnings:					
Information:					
3	Miscellaneous Incoming Letter	Rule_1-175.pdf	476513 b8e5571b0be8ee8dc7914b2a8666d484dec3cc48	no	2
Warnings:					
Information:					
Total Files Size (in bytes):				953506	
<p>This Acknowledgement Receipt evidences receipt on the noted date by the USPTO of the indicated documents, characterized by the applicant, and including page counts, where applicable. It serves as evidence of receipt similar to a Post Card, as described in MPEP 503.</p> <p><u>New Applications Under 35 U.S.C. 111</u> If a new application is being filed and the application includes the necessary components for a filing date (see 37 CFR 1.53(b)-(d) and MPEP 506), a Filing Receipt (37 CFR 1.54) will be issued in due course and the date shown on this Acknowledgement Receipt will establish the filing date of the application.</p> <p><u>National Stage of an International Application under 35 U.S.C. 371</u> If a timely submission to enter the national stage of an international application is compliant with the conditions of 35 U.S.C. 371 and other applicable requirements a Form PCT/DO/EO/903 indicating acceptance of the application as a national stage submission under 35 U.S.C. 371 will be issued in addition to the Filing Receipt, in due course.</p> <p><u>New International Application Filed with the USPTO as a Receiving Office</u> If a new international application is being filed and the international application includes the necessary components for an international filing date (see PCT Article 11 and MPEP 1810), a Notification of the International Application Number and of the International Filing Date (Form PCT/RO/105) will be issued in due course, subject to prescriptions concerning national security, and the date shown on this Acknowledgement Receipt will establish the international filing date of the application.</p>					



UNITED STATES PATENT AND TRADEMARK OFFICE

UNITED STATES DEPARTMENT OF COMMERCE
United States Patent and Trademark Office
Address: COMMISSIONER FOR PATENTS
P.O. Box 1450
Alexandria, Virginia 22313-1450
www.uspto.gov

Table with 5 columns: APPLICATION NO., FILING DATE, FIRST NAMED INVENTOR, ATTORNEY DOCKET NO., CONFIRMATION NO. Includes sub-tables for EXAMINER (HEALY, BRIAN), ART UNIT (2883), PAPER NUMBER, and NOTIFICATION DATE (10/28/2010) DELIVERY MODE (ELECTRONIC).

Please find below and/or attached an Office communication concerning this application or proceeding.

The time period for reply, if any, is set in the attached communication.

Notice of the Office communication was sent electronically on above-indicated "Notification Date" to the following e-mail address(es):

BYOUNG@YOUNG-IPLAW.COM
BNYOUNG7@GMAIL.COM

Office Action Summary	Application No. 12/815,930	Applicant(s) WILDE ET AL.	
	Examiner BRIAN M. HEALY	Art Unit 2883	

-- The MAILING DATE of this communication appears on the cover sheet with the correspondence address --

Period for Reply

A SHORTENED STATUTORY PERIOD FOR REPLY IS SET TO EXPIRE 3 MONTH(S) OR THIRTY (30) DAYS, WHICHEVER IS LONGER, FROM THE MAILING DATE OF THIS COMMUNICATION.

- Extensions of time may be available under the provisions of 37 CFR 1.136(a). In no event, however, may a reply be timely filed after SIX (6) MONTHS from the mailing date of this communication.
- If NO period for reply is specified above, the maximum statutory period will apply and will expire SIX (6) MONTHS from the mailing date of this communication.
- Failure to reply within the set or extended period for reply will, by statute, cause the application to become ABANDONED (35 U.S.C. § 133). Any reply received by the Office later than three months after the mailing date of this communication, even if timely filed, may reduce any earned patent term adjustment. See 37 CFR 1.704(b).

Status

- 1) Responsive to communication(s) filed on ____.
- 2a) This action is **FINAL**. 2b) This action is non-final.
- 3) Since this application is in condition for allowance except for formal matters, prosecution as to the merits is closed in accordance with the practice under *Ex parte Quayle*, 1935 C.D. 11, 453 O.G. 213.

Disposition of Claims

- 4) Claim(s) 1-68 is/are pending in the application.
 4a) Of the above claim(s) ____ is/are withdrawn from consideration.
- 5) Claim(s) ____ is/are allowed.
- 6) Claim(s) 1-68 is/are rejected.
- 7) Claim(s) ____ is/are objected to.
- 8) Claim(s) ____ are subject to restriction and/or election requirement.

Application Papers

- 9) The specification is objected to by the Examiner.
- 10) The drawing(s) filed on 6/15/2010 is/are: a) accepted or b) objected to by the Examiner.
 Applicant may not request that any objection to the drawing(s) be held in abeyance. See 37 CFR 1.85(a).
 Replacement drawing sheet(s) including the correction is required if the drawing(s) is objected to. See 37 CFR 1.121(d).
- 11) The oath or declaration is objected to by the Examiner. Note the attached Office Action or form PTO-152.

Priority under 35 U.S.C. § 119

- 12) Acknowledgment is made of a claim for foreign priority under 35 U.S.C. § 119(a)-(d) or (f).
 a) All b) Some * c) None of:
1. Certified copies of the priority documents have been received.
2. Certified copies of the priority documents have been received in Application No. ____.
3. Copies of the certified copies of the priority documents have been received in this National Stage application from the International Bureau (PCT Rule 17.2(a)).

* See the attached detailed Office action for a list of the certified copies not received.

Attachment(s)

- | | |
|---|---|
| 1) <input checked="" type="checkbox"/> Notice of References Cited (PTO-892) | 4) <input type="checkbox"/> Interview Summary (PTO-413)
Paper No(s)/Mail Date. ____. |
| 2) <input type="checkbox"/> Notice of Draftsperson's Patent Drawing Review (PTO-948) | 5) <input type="checkbox"/> Notice of Informal Patent Application |
| 3) <input checked="" type="checkbox"/> Information Disclosure Statement(s) (PTO/SB/08)
Paper No(s)/Mail Date <u>20100615</u> . | 6) <input type="checkbox"/> Other: ____. |

DETAILED ACTION

Reissue Applications

1. The reissue oath/declaration filed with this application is defective (see 37 CFR 1.175 and MPEP § 1414) because of the following:
 2. 1) The reissue oath/declaration states that the original patent to be wholly or partly inoperative or invalid by reasons of the patentee claiming more or less than he had a right to claim in the patent. The mpep states in 1414 and 37 CFR 1.175; “ A statement that the original patent is “wholly or partly inoperative or invalid” by reason of patentee claiming more or less than the patentee had a right to claim in the patent is improper, a **claim cannot claim “more or less” at the same time.**
 3. In the oath/declaration, assignee states; Claims 1,44 and 61 **may have claimed** more than there was a right to claim in view of the cited prior art. This language fails to clearly and specifically identify in the original claim language wherein lies the error. The mpep states in 1414 and 37 CFR 1.175; “Any error in the claims must be identified by reference to the specific claim(s) and **the specific claim language wherein lies the error.**”
 4. In the oath/declaration, assignee states; “Applicants failed to include an apparatus claim (per claim 68) that corresponds substantially to method claim 61.” Merely the fact that Applicant “failed to claim” a certain claim is not an error onto itself which would render the original claim language “partially or wholly” imperative or invalid. A statement of failure to include a claim directed to a certain limitation and then presenting a newly added claim would not be considered a sufficient “error” statement

because Applicant had not specifically pointed out what the original claim(s) lacked that the added claim has or viceversa (see mpep 1414)

5. Claims 1-68 are rejected as being based upon a defective reissue oath/declaration under 35 U.S.C. 251 as set forth above. See 37 CFR 1.175.

The nature of the defect(s) in the reissue or declaration is set forth in the discussion above in this Office action.

A copy of ptol-1449 will be included in this office action.

The following reference is also cited by the Examiner as being pertinent and/or related art: Wilde et. al. US RE39,397E (Note entire reference).

If the rejection based upon 35 U.S.C. 251 is overcome, a subsequent office action will treat claims 1-68 on their merits.

Any inquiry concerning this communication or earlier communications from the examiner should be directed to BRIAN M. HEALY whose telephone number is (571)272-2347. The examiner can normally be reached on M-F 6AM-5PM.

If attempts to reach the examiner by telephone are unsuccessful, the examiner's supervisor, Mark Robinson can be reached on (571)272-2319. The fax phone number for the organization where this application or proceeding is assigned is 571-273-8300.

Information regarding the status of an application may be obtained from the Patent Application Information Retrieval (PAIR) system. Status information for published applications may be obtained from either Private PAIR or Public PAIR. Status information for unpublished applications is available through Private PAIR only. For more information about the PAIR system, see <http://pair-direct.uspto.gov>. Should you have questions on access to the Private PAIR system, contact the Electronic Business Center (EBC) at 866-217-9197 (toll-free). If you would like assistance from a USPTO Customer Service Representative or access to the automated information system, call 800-786-9199 (IN USA OR CANADA) or 571-272-1000.

**/BRIAN M. HEALY/
Primary Examiner
Art Unit 2883**

Notice of References Cited	Application/Control No. 12/815,930	Applicant(s)/Patent Under Reexamination WILDE ET AL.	
	Examiner BRIAN M. HEALY	Art Unit 2883	Page 1 of 1

U.S. PATENT DOCUMENTS

*		Document Number Country Code-Number-Kind Code	Date MM-YYYY	Name	Classification
*	A	US-RE39,397 E	11-2006	Wilde et al.	385/24
	B	US-			
	C	US-			
	D	US-			
	E	US-			
	F	US-			
	G	US-			
	H	US-			
	I	US-			
	J	US-			
	K	US-			
	L	US-			
	M	US-			

FOREIGN PATENT DOCUMENTS

*		Document Number Country Code-Number-Kind Code	Date MM-YYYY	Country	Name	Classification
	N					
	O					
	P					
	Q					
	R					
	S					
	T					

NON-PATENT DOCUMENTS

*		Include as applicable: Author, Title Date, Publisher, Edition or Volume, Pertinent Pages)
	U	
	V	
	W	
	X	

*A copy of this reference is not being furnished with this Office action. (See MPEP § 707.05(a).)
Dates in MM-YYYY format are publication dates. Classifications may be US or foreign.

Receipt date: 06/15/2010

12815930 - GAU: 2883

Doc code: IDS

Doc description: Information Disclosure Statement (IDS) Filed

PTD/SB/089 (01-10)

Approved for use through 07/31/2012 OMB 0961-0031

U.S. Patent and Trademark Office, U.S. DEPARTMENT OF COMMERCE

Under the Paperwork Reduction Act of 1995, no persons are required to respond to a collection of information unless it contains a valid OMB control number

INFORMATION DISCLOSURE STATEMENT BY APPLICANT (Not for submission under 37 CFR 1.99)	Application Number	Filed Herewith
	Filing Date	Filed Herewith
	First Named Inventor	Jeffrey P. Wilde, et. al
	Art Unit	Unknown
	Examiner Name	Unknown
	Attorney Docket Number	G2393-1101RE2

Class/Subclass

U.S.PATENTS						
Examiner Initial*	Cite No	Patent Number	Kind Code†	Issue Date	Name of Patentee or Applicant of cited Document	Pages, Columns, Lines where Relevant Passages or Relevant Figures Appear
/B.H./	1	7183633	B2	2007-02-27	Daneman et. al	all 257/678
/B.H./	2	6989921	B2	2006-01-24	Bernstein et. al	all 359/290
/B.H./	3	6810169	B2	2004-10-26	Bouevitch et. al	all 385/24
/B.H./	4	6831222	B1	2003-10-07	Wegener et. al	all 385/16
/B.H./	5	6600851	B2	2003-07-29	Aksyuk et. al	all 385/18
/B.H./	6	6567574	B1	2003-05-20	Ma et. al	all 385/16
/B.H./	7	6498872	B2	2002-12-24	Bouevitch et. al	all 709/318
/B.H./	8	6258430	B1	2001-07-03	Jin et. al	all 385/18

Receipt date: 06/15/2010

12815930 - GAU: 2883

INFORMATION DISCLOSURE STATEMENT BY APPLICANT (Not for submission under 37 CFR 1.99)	Application Number	Filed Herewith
	Filing Date	Filed Herewith
	First Named Inventor	Jeffrey P. Wilde, et. al
	Art Unit	Unknown
	Examiner Name	Unknown
	Attorney Docket Number	C2393-1101RE2

Class/Subclass

/B.H./	9	6026689		2000-01-24	Michalick et. al	all	359/224
/B.H./	10	5414540		1995-05-09	Patel et. al	all	359/39
/B.H./	11	5629790	A	1997-05-01	Neukerman et. al	all	359/198
/B.H./	12	5745271		1998-04-28	Ford et. al	all	359/130
/B.H./	13	5835458	A	1998-11-01	Bischel et. al	all	369/44.12
/B.H./	14	5960133	A	1999-09-01	Tomlinson	all	385/18
/B.H./	15	5974207	A	1999-10-01	Aksyuk et. al	all	385/24
/B.H./	16	6204946	B1	2001-03-01	Aksyuk et. al	all	359/131
/B.H./	17	6205269	B1	2001-03-01	Morton	all	385/24
/B.H./	18	6222954	B1	2001-04-01	Riza	all	385/18
/B.H./	19	6253135	B1	2001-07-01	Wade	all	385/37

EFS Web 2.1.17

/Brian Healy/

10/22/2010

Petitioner Ciena Corp. et al.
Exhibit 1003-137

Receipt date: 06/15/2010

12815930 - GAU: 2883

INFORMATION DISCLOSURE STATEMENT BY APPLICANT (Not for submission under 37 CFR 1.99)	Application Number	Filed Herewith
	Filing Date	Filed Herewith
	First Named Inventor	Jeffrey P. Wilde, et. al
	Art Unit	Unknown
	Examiner Name	Unknown
	Attorney Docket Number	C2393-1101RE2

Class/Subclass

/B.H./	20	6289155	B1	2001-09-01	Wade	all 385/37
/B.H./	21	6307657	B1	2001-10-23	Ford	all 359/130
/B.H./	22	6418250	B1	2002-07-01	Corbosiero et. al	all 385/24
/B.H./	23	6625346		2003-09-23	Wilde et. al	385/24
/B.H./	24	6634810	B1	2003-10-21	Ford et. al	all 398/88
/B.H./	25	6898348	B2	2005-05-24	Morozov et. al	all 385/37

If you wish to add additional U.S. Patent citation information please click the Add button.

U.S. PATENT APPLICATION PUBLICATIONS

Examiner Initial*	Cite No	Publication Number	Kind Code	Publication Date	Name of Patentee or Applicant of cited Document	Pages, Columns, Lines where Relevant Passages or Relevant Figures Appear
/B.H./	1	20020131691	A1	2002-09-01	Garrett et al.	all 385/24
/B.H./	2	20030043471	A1	2003-03-01	Beiser et. al	all 359/634

If you wish to add additional U.S. Published Application citation information please click the Add button.

FOREIGN PATENT DOCUMENTS

Receipt date: 06/15/2010

12815930 - GAU: 2883

INFORMATION DISCLOSURE STATEMENT BY APPLICANT (Not for submission under 37 CFR 1.99)	Application Number	Filed Herewith
	Filing Date	Filed Herewith
	First Named Inventor	Jeffrey P. Wilde, et. al
	Art Unit	Unknown
	Examiner Name	Unknown
	Attorney Docket Number	C2393-110IREZ

Examiner Initial*	Cite No	Foreign Document Number ²	Country Code ²	Kind Code ⁴	Publication Date	Name of Patentee or Applicant of cited Document	Pages, Columns, Lines where Relevant Passages or Relevant Figures Appear	T ⁵
	1							<input type="checkbox"/>

If you wish to add additional Foreign Patent Document citation information please click the Add button

NON-PATENT LITERATURE DOCUMENTS

Examiner Initials*	Cite No	include name of the author (in CAPITAL LETTERS), title of the article (when appropriate), title of the item (book, magazine, journal, serial, symposium, catalog, etc), date, pages(s), volume-issue number(s), publisher, city and/or country where published.	T ⁵
	1		<input type="checkbox"/>


If you wish to add additional non-patent literature document citation information please click the Add button

EXAMINER SIGNATURE

Examiner Signature	/Brian Healy/	Date Considered	10/22/2010
--------------------	---------------	-----------------	------------

*EXAMINER: Initial if reference considered, whether or not citation is in conformance with MPEP 609. Draw line through a citation if not in conformance and not considered. Include copy of this form with next communication to applicant.

¹ See Kind Codes of USPTO Patent Documents at www.USPTO.GOV or MPEP 901.04. ² Enter office that issued the document, by the two-letter code (WIPO Standard ST.3). ³ For Japanese patent documents, the indication of the year of the reign of the Emperor must precede the serial number of the patent document. ⁴ Kind of document by the appropriate symbols as indicated on the document under WIPO Standard ST.16 if possible. ⁵ Applicant is to place a check mark here if English language translation is attached.


Search Notes 	Application/Control No. 12815930	Applicant(s)/Patent Under Reexamination WILDE ET AL.
	Examiner BRIAN M HEALY	Art Unit 2883

SEARCHED			
Class	Subclass	Date	Examiner
385	24,11,37,34	10/22/2010	/BH/

SEARCH NOTES		
Search Notes	Date	Examiner
SEARCHED"EAST"(prior art)(SEARCH TERMS, CLASS/SUBCLASSES AND DATABASES USED ARE LISTED ON printout)	10/22/2010	/BH/

INTERFERENCE SEARCH			
Class	Subclass	Date	Examiner


--	--

Index of Claims 	Application/Control No. 12815930	Applicant(s)/Patent Under Reexamination WILDE ET AL.
	Examiner BRIAN M HEALY	Art Unit 2883

✓	Rejected	-	Cancelled	N	Non-Elected	A	Appeal
=	Allowed	÷	Restricted	I	Interference	O	Objected

Claims renumbered in the same order as presented by applicant
 CPA
 T.D.
 R.1.47

CLAIM		DATE									
Final	Original	10/22/2010									
	1	✓									
	2	✓									
	3	✓									
	4	✓									
	5	✓									
	6	✓									
	7	✓									
	8	✓									
	9	✓									
	10	✓									
	11	✓									
	12	✓									
	13	✓									
	14	✓									
	15	✓									
	16	✓									
	17	✓									
	18	✓									
	19	✓									
	20	✓									
	21	✓									
	22	✓									
	23	✓									
	24	✓									
	25	✓									
	26	✓									
	27	✓									
	28	✓									
	29	✓									
	30	✓									
	31	✓									
	32	✓									
	33	✓									
	34	✓									
	35	✓									
	36	✓									

Index of Claims 	Application/Control No. 12815930	Applicant(s)/Patent Under Reexamination WILDE ET AL.
	Examiner BRIAN M HEALY	Art Unit 2883

✓	Rejected	-	Cancelled	N	Non-Elected	A	Appeal
=	Allowed	÷	Restricted	I	Interference	O	Objected

Claims renumbered in the same order as presented by applicant
 CPA
 T.D.
 R.1.47

CLAIM		DATE									
Final	Original	10/22/2010									
	37	✓									
	38	✓									
	39	✓									
	40	✓									
	41	✓									
	42	✓									
	43	✓									
	44	✓									
	45	✓									
	46	✓									
	47	✓									
	48	✓									
	49	✓									
	50	✓									
	51	✓									
	52	✓									
	53	✓									
	54	✓									
	55	✓									
	56	✓									
	57	✓									
	58	✓									
	59	✓									
	60	✓									
	61	✓									
	62	✓									
	63	✓									
	64	✓									
	65	✓									
	66	✓									
	67	✓									
	68	✓									



UNITED STATES PATENT AND TRADEMARK OFFICE

UNITED STATES DEPARTMENT OF COMMERCE
 United States Patent and Trademark Office
 Address: COMMISSIONER FOR PATENTS
 P.O. Box 1450
 Alexandria, Virginia 22313-1450
 www.uspto.gov

BIB DATA SHEET

CONFIRMATION NO. 2344

SERIAL NUMBER 12/815,930	FILING or 371(c) DATE 06/15/2010 RULE	CLASS 385	GROUP ART UNIT 2883	ATTORNEY DOCKET NO. C2393-1101RE2	
APPLICANTS Jeffrey P. Wilde, Morgan Hill, CA; Joseph E. Davis, Morgan Hill, CA; ** CONTINUING DATA ***** This application is a REI of 11/027,586 12/31/2004 PAT R,E39,397 which is a REI of 09/938,426 08/23/2001 PAT 6,625,346 which claims benefit of 60/277,217 03/19/2001 ** FOREIGN APPLICATIONS ***** ** IF REQUIRED, FOREIGN FILING LICENSE GRANTED ** 07/02/2010					
Foreign Priority claimed <input type="checkbox"/> Yes <input checked="" type="checkbox"/> No 35 USC 119(a-d) conditions met <input type="checkbox"/> Yes <input checked="" type="checkbox"/> No Verified and Acknowledged <u>/BRIAN HEALY/</u> Examiners Signature	<input type="checkbox"/> Met after Allowance Initials _____	STATE OR COUNTRY CA	SHEETS DRAWINGS 12	TOTAL CLAIMS 68	INDEPENDENT CLAIMS 7
ADDRESS LAW OFFICES OF BARRY N. YOUNG 200 PAGE MILL ROAD SUITE 102 PALO ALTO, CA 94306 UNITED STATES					
TITLE Reconfigurable Optical Add-Drop Multiplexers with Servo Control and Dynamic Spectral Power Management Capabilities					
FILING FEE RECEIVED 4896	FEES: Authority has been given in Paper No. _____ to charge/credit DEPOSIT ACCOUNT No. _____ for following:		<input type="checkbox"/> All Fees <input type="checkbox"/> 1.16 Fees (Filing) <input type="checkbox"/> 1.17 Fees (Processing Ext. of time) <input type="checkbox"/> 1.18 Fees (Issue) <input type="checkbox"/> Other _____ <input type="checkbox"/> Credit		

EAST Search History

EAST Search History (Prior Art)

Ref #	Hits	Search Query	DBs	Default Operator	Plurals	Time Stamp
L1	2	"7183633".pn.	US-PGPUB; USPAT; USOCR; FPRS; EPO; JPO; DERWENT; IBM_TDB	OR	OFF	2010/10/22 12:34
L2	2	"6989921".pn.	US-PGPUB; USPAT; USOCR; FPRS; EPO; JPO; DERWENT; IBM_TDB	OR	OFF	2010/10/22 12:34
L3	2	"6810169".pn.	US-PGPUB; USPAT; USOCR; FPRS; EPO; JPO; DERWENT; IBM_TDB	OR	OFF	2010/10/22 12:35
L4	2	"6631222".pn.	US-PGPUB; USPAT; USOCR; FPRS; EPO; JPO; DERWENT; IBM_TDB	OR	OFF	2010/10/22 12:36
L5	3	"6600851".pn.	US-PGPUB; USPAT; USOCR; FPRS; EPO; JPO; DERWENT; IBM_TDB	OR	OFF	2010/10/22 12:36
L6	6	"656574".pn.	US-PGPUB; USPAT; USOCR; FPRS; EPO; JPO; DERWENT; IBM_TDB	OR	OFF	2010/10/22 12:37
L7	2	"6567574".pn.	US-PGPUB; USPAT; USOCR; FPRS; EPO; JPO; DERWENT; IBM_TDB	OR	OFF	2010/10/22 12:37

L8	2	"6496872".pn.	US-PGPUB; USPAT; USOCR; FPRS; EPO; JPO; DERWENT; IBM_TDB	OR	OFF	2010/10/22 12:38
L9	2	"6256430".pn.	US-PGPUB; USPAT; USOCR; FPRS; EPO; JPO; DERWENT; IBM_TDB	OR	OFF	2010/10/22 12:38
L10	2	"6028689".pn.	US-PGPUB; USPAT; USOCR; FPRS; EPO; JPO; DERWENT; IBM_TDB	OR	OFF	2010/10/22 12:40
L11	2	"5414540".pn.	US-PGPUB; USPAT; USOCR; FPRS; EPO; JPO; DERWENT; IBM_TDB	OR	OFF	2010/10/22 12:41
L12	2	"5629790".pn.	US-PGPUB; USPAT; USOCR; FPRS; EPO; JPO; DERWENT; IBM_TDB	OR	OFF	2010/10/22 12:41
L13	2	"5745271".pn.	US-PGPUB; USPAT; USOCR; FPRS; EPO; JPO; DERWENT; IBM_TDB	OR	OFF	2010/10/22 12:42
L14	2	"5835458".pn.	US-PGPUB; USPAT; USOCR; FPRS; EPO; JPO; DERWENT; IBM_TDB	OR	OFF	2010/10/22 12:42
L15	2	"6253135".pn.	US-PGPUB; USPAT; USOCR; FPRS; EPO; JPO; DERWENT; IBM_TDB	OR	OFF	2010/10/22 12:43

L16	2	"6263135".pn.	US-PGPUB; USPAT; USOCR; FPRS; EPO; JPO; DERWENT; IBM_TDB	OR	OFF	2010/10/22 12:43
L17	2	"6222954".pn.	US-PGPUB; USPAT; USOCR; FPRS; EPO; JPO; DERWENT; IBM_TDB	OR	OFF	2010/10/22 12:44
L18	2	"6205269".pn.	US-PGPUB; USPAT; USOCR; FPRS; EPO; JPO; DERWENT; IBM_TDB	OR	OFF	2010/10/22 12:45
L19	2	"6204946".pn.	US-PGPUB; USPAT; USOCR; FPRS; EPO; JPO; DERWENT; IBM_TDB	OR	OFF	2010/10/22 12:45
L20	2	"5974207".pn.	US-PGPUB; USPAT; USOCR; FPRS; EPO; JPO; DERWENT; IBM_TDB	OR	OFF	2010/10/22 12:46
L21	2	"5960133".pn.	US-PGPUB; USPAT; USOCR; FPRS; EPO; JPO; DERWENT; IBM_TDB	OR	OFF	2010/10/22 12:46
L22	2	"6289155".pn.	US-PGPUB; USPAT; USOCR; FPRS; EPO; JPO; DERWENT; IBM_TDB	OR	OFF	2010/10/22 12:47
L23	2	"6307657".pn.	US-PGPUB; USPAT; USOCR; FPRS; EPO; JPO; DERWENT; IBM_TDB	OR	OFF	2010/10/22 12:48

L24	2	"6418250".pn.	US-PGPUB; USPAT; USOCR; FPRS; EPO; JPO; DERWENT; IBM_TDB	OR	OFF	2010/10/22 12:48
L25	2	"6625346".pn.	US-PGPUB; USPAT; USOCR; FPRS; EPO; JPO; DERWENT; IBM_TDB	OR	OFF	2010/10/22 12:49
L26	2	"6634810".pn.	US-PGPUB; USPAT; USOCR; FPRS; EPO; JPO; DERWENT; IBM_TDB	OR	OFF	2010/10/22 12:49
L27	2	"6898348".pn.	US-PGPUB; USPAT; USOCR; FPRS; EPO; JPO; DERWENT; IBM_TDB	OR	OFF	2010/10/22 12:50
L28	2	"20020131691"	US-PGPUB; USPAT; USOCR; FPRS; EPO; JPO; DERWENT; IBM_TDB	OR	OFF	2010/10/22 12:50
L29	3	"20030043471"	US-PGPUB; USPAT; USOCR; FPRS; EPO; JPO; DERWENT; IBM_TDB	OR	OFF	2010/10/22 12:51
L30	0	(385/24,11,37,34.ccls.) and (collimator\$ near (multi-wavelength or multiwavelength)) and (wavelength near separator) and micromirror\$	US-PGPUB; USPAT; USOCR; FPRS; EPO; JPO; DERWENT; IBM_TDB	OR	OFF	2010/10/22 12:54
L31	0	(385/24,11,37,34.ccls.) and (collimator\$ near (multi-wavelength or multiwavelength)) and (wavelength near separator) and (micromirror\$ or micro- mirror)	US-PGPUB; USPAT; USOCR; FPRS; EPO; JPO; DERWENT; IBM_TDB	OR	OFF	2010/10/22 12:54

L32	0	(collimator\$ near (multi-wavelength or multiwavelength)) and (wavelength near separator) and (micromirror\$ or micro-mirror)	US-PGPUB; USPAT; USOCR; FPRS; EPO; JPO; DERWENT; IBM_TDB	OR	OFF	2010/10/22 12:55
L33	203	(spatial near array near (mems or micromirror or micro-mirror))	US-PGPUB; USPAT; USOCR; FPRS; EPO; JPO; DERWENT; IBM_TDB	OR	OFF	2010/10/22 12:56
L34	0	(spatial near array near (mems or micromirror or micro-mirror)) and ((fiber or fibre) near collimator \$)	US-PGPUB; USPAT; USOCR; FPRS; EPO; JPO; DERWENT; IBM_TDB	OR	OFF	2010/10/22 12:56
L35	0	(spatial near array near (mems or micromirror or micro-mirror)) and ((fiber or fibre) near (collimating or collimator or collimation))	US-PGPUB; USPAT; USOCR; FPRS; EPO; JPO; DERWENT; IBM_TDB	OR	OFF	2010/10/22 12:58
L36	0	(spatial near array near (mems or micromirror or micro-mirror)) and (wavelength near separator)	US-PGPUB; USPAT; USOCR; FPRS; EPO; JPO; DERWENT; IBM_TDB	OR	OFF	2010/10/22 12:58
L37	3	(spatial near array near (mems or micromirror or micro-mirror)) and (wavelength near (separating or separator or router or routing))	US-PGPUB; USPAT; USOCR; FPRS; EPO; JPO; DERWENT; IBM_TDB	OR	OFF	2010/10/22 12:59

EAST Search History (Interference)

< This search history is empty >

10/ 22/ 2010 1:01:11 PM

C:\ Documents and Settings\ bhealy\ My Documents\ EAST\ Workspaces\ 12815930.wsp



UNITED STATES PATENT AND TRADEMARK OFFICE

UNITED STATES DEPARTMENT OF COMMERCE
United States Patent and Trademark Office
Address: COMMISSIONER FOR PATENTS
P.O. Box 1450
Alexandria, Virginia 22313-1450
www.uspto.gov

Table with 7 columns: APPLICATION NUMBER, FILING or 371(c) DATE, GRP ART UNIT, FIL FEE REC'D, ATTY DOCKET NO, TOT CLAIMS, IND CLAIMS. Row 1: 12/815,930, 06/15/2010, 2883, 4896, C2393-1101RE2, 68, 7

CONFIRMATION NO. 2344

FILING RECEIPT



48789
LAW OFFICES OF BARRY N. YOUNG
200 PAGE MILL ROAD
SUITE 102
PALO ALTO, CA 94306

Date Mailed: 07/06/2010

Receipt is acknowledged of this reissue patent application. The application will be taken up for examination in due course. Applicant will be notified as to the results of the examination. Any correspondence concerning the application must include the following identification information: the U.S. APPLICATION NUMBER, FILING DATE, NAME OF APPLICANT, and TITLE OF INVENTION. Fees transmitted by check or draft are subject to collection. Please verify the accuracy of the data presented on this receipt. If an error is noted on this Filing Receipt, please submit a written request for a Filing Receipt Correction. Please provide a copy of this Filing Receipt with the changes noted thereon. If you received a "Notice to File Missing Parts" for this application, please submit any corrections to this Filing Receipt with your reply to the Notice. When the USPTO processes the reply to the Notice, the USPTO will generate another Filing Receipt incorporating the requested corrections

Applicant(s)

Jeffrey P. Wilde, Morgan Hill, CA;
Joseph E. Davis, Morgan Hill, CA;

Assignment For Published Patent Application

Capella Photonics, Inc

Power of Attorney: The patent practitioners associated with Customer Number 48789

Domestic Priority data as claimed by applicant

This application is a REI of 11/027,586 12/31/2004 PAT R,E39,397
which is a REI of 09/938,426 08/23/2001 PAT 6,625,346
which claims benefit of 60/277,217 03/19/2001

Foreign Applications

If Required, Foreign Filing License Granted: 07/02/2010

The country code and number of your priority application, to be used for filing abroad under the Paris Convention, is US 12/815,930

Projected Publication Date: None, application is not eligible for pre-grant publication

Non-Publication Request: No

Early Publication Request: No

Title

Reconfigurable Optical Add-Drop Multiplexers with Servo Control and Dynamic Spectral Power Management Capabilities

Preliminary Class

385

PROTECTING YOUR INVENTION OUTSIDE THE UNITED STATES

Since the rights granted by a U.S. patent extend only throughout the territory of the United States and have no effect in a foreign country, an inventor who wishes patent protection in another country must apply for a patent in a specific country or in regional patent offices. Applicants may wish to consider the filing of an international application under the Patent Cooperation Treaty (PCT). An international (PCT) application generally has the same effect as a regular national patent application in each PCT-member country. The PCT process **simplifies** the filing of patent applications on the same invention in member countries, but **does not result** in a grant of "an international patent" and does not eliminate the need of applicants to file additional documents and fees in countries where patent protection is desired.

Almost every country has its own patent law, and a person desiring a patent in a particular country must make an application for patent in that country in accordance with its particular laws. Since the laws of many countries differ in various respects from the patent law of the United States, applicants are advised to seek guidance from specific foreign countries to ensure that patent rights are not lost prematurely.

Applicants also are advised that in the case of inventions made in the United States, the Director of the USPTO must issue a license before applicants can apply for a patent in a foreign country. The filing of a U.S. patent application serves as a request for a foreign filing license. The application's filing receipt contains further information and guidance as to the status of applicant's license for foreign filing.

Applicants may wish to consult the USPTO booklet, "General Information Concerning Patents" (specifically, the section entitled "Treaties and Foreign Patents") for more information on timeframes and deadlines for filing foreign patent applications. The guide is available either by contacting the USPTO Contact Center at 800-786-9199, or it can be viewed on the USPTO website at <http://www.uspto.gov/web/offices/pac/doc/general/index.html>.

For information on preventing theft of your intellectual property (patents, trademarks and copyrights), you may wish to consult the U.S. Government website, <http://www.stopfakes.gov>. Part of a Department of Commerce initiative, this website includes self-help "toolkits" giving innovators guidance on how to protect intellectual property in specific countries such as China, Korea and Mexico. For questions regarding patent enforcement issues, applicants may call the U.S. Government hotline at 1-866-999-HALT (1-866-999-4158).

LICENSE FOR FOREIGN FILING UNDER

Title 35, United States Code, Section 184

Title 37, Code of Federal Regulations, 5.11 & 5.15

GRANTED

The applicant has been granted a license under 35 U.S.C. 184, if the phrase "IF REQUIRED, FOREIGN FILING LICENSE GRANTED" followed by a date appears on this form. Such licenses are issued in all applications where

the conditions for issuance of a license have been met, regardless of whether or not a license may be required as set forth in 37 CFR 5.15. The scope and limitations of this license are set forth in 37 CFR 5.15(a) unless an earlier license has been issued under 37 CFR 5.15(b). The license is subject to revocation upon written notification. The date indicated is the effective date of the license, unless an earlier license of similar scope has been granted under 37 CFR 5.13 or 5.14.

This license is to be retained by the licensee and may be used at any time on or after the effective date thereof unless it is revoked. This license is automatically transferred to any related applications(s) filed under 37 CFR 1.53(d). This license is not retroactive.

The grant of a license does not in any way lessen the responsibility of a licensee for the security of the subject matter as imposed by any Government contract or the provisions of existing laws relating to espionage and the national security or the export of technical data. Licensees should apprise themselves of current regulations especially with respect to certain countries, of other agencies, particularly the Office of Defense Trade Controls, Department of State (with respect to Arms, Munitions and Implements of War (22 CFR 121-128)); the Bureau of Industry and Security, Department of Commerce (15 CFR parts 730-774); the Office of Foreign Assets Control, Department of Treasury (31 CFR Parts 500+) and the Department of Energy.

NOT GRANTED

No license under 35 U.S.C. 184 has been granted at this time, if the phrase "IF REQUIRED, FOREIGN FILING LICENSE GRANTED" DOES NOT appear on this form. Applicant may still petition for a license under 37 CFR 5.12, if a license is desired before the expiration of 6 months from the filing date of the application. If 6 months has lapsed from the filing date of this application and the licensee has not received any indication of a secrecy order under 35 U.S.C. 181, the licensee may foreign file the application pursuant to 37 CFR 5.15(b).

Doc code: IDS

Doc description: Information Disclosure Statement (IDS) Filed

PTD/SB/089 (01-10)

Approved for use through 07/31/2012 OMB 0961-0031

U.S. Patent and Trademark Office, U.S. DEPARTMENT OF COMMERCE

Under the Paperwork Reduction Act of 1995, no persons are required to respond to a collection of information unless it contains a valid OMB control number

INFORMATION DISCLOSURE STATEMENT BY APPLICANT (Not for submission under 37 CFR 1.99)	Application Number	Filed Herewith
	Filing Date	Filed Herewith
	First Named Inventor	Jeffrey P. Wilde, et. al
	Art Unit	Unknown
	Examiner Name	Unknown
	Attorney Docket Number	G2393-1101RE2

U.S.PATENTS						
Examiner Initial*	Cite No	Patent Number	Kind Code†	Issue Date	Name of Patentee or Applicant of cited Document	Pages, Columns, Lines where Relevant Passages or Relevant Figures Appear
	1	7183633	B2	2007-02-27	Daneman et. al	all
	2	6989921	B2	2006-01-24	Bernstein et. al	all
	3	6810169	B2	2004-10-26	Bouevitch et. al	all
	4	6831222	B1	2003-10-07	Wegener et. al	all
	5	6600851	B2	2003-07-29	Aksyuk et. al	all
	6	6567574	B1	2003-05-20	Ma et. al	all
	7	6498872	B2	2002-12-24	Bouevitch et. al	all
	8	6258430	B1	2001-07-03	Jin et. al	all

**INFORMATION DISCLOSURE
STATEMENT BY APPLICANT**
(Not for submission under 37 CFR 1.99)

Application Number	Filed Herewith
Filing Date	Filed Herewith
First Named Inventor	Jeffrey P. Wilde, et. al
Art Unit	Unknown
Examiner Name	Unknown
Attorney Docket Number	C2393-1101RE2

9	6026689		2000-01-24	Michalick et. al	all
10	5414540		1995-05-09	Patel et. al	all
11	5629790	A	1997-05-01	Neukerman et. al	all
12	5745271		1998-04-28	Ford et. al	all
13	5835458	A	1998-11-01	Bischel et. al	all
14	5960133	A	1999-09-01	Tomlinson	all
15	5974207	A	1999-10-01	Aksyuk et. al	all
16	6204946	B1	2001-03-01	Aksyuk et. al	all
17	6205269	B1	2001-03-01	Morton	all
18	6222954	B1	2001-04-01	Riza	all
19	6253135	B1	2001-07-01	Wade	all

**INFORMATION DISCLOSURE
STATEMENT BY APPLICANT**
(Not for submission under 37 CFR 1.99)

Application Number	Filed Herewith
Filing Date	Filed Herewith
First Named Inventor	Jeffrey P. Wilde, et. al
Art Unit	Unknown
Examiner Name	Unknown
Attorney Docket Number	C2393-1101RE2

20	6289155	B1	2001-09-01	Wade	all
21	6307657	B1	2001-10-23	Ford	all
22	6418250	B1	2002-07-01	Corbosiero et. al	all
23	6625346		2003-09-23	Wilde et. al	
24	6634810	B1	2003-10-21	Ford et. al	all
25	6898348	B2	2005-05-24	Morozov et. al	all

If you wish to add additional U.S. Patent citation information please click the Add button.

U.S. PATENT APPLICATION PUBLICATIONS

Examiner Initial*	Cite No	Publication Number	Kind Code	Publication Date	Name of Patentee or Applicant of cited Document	Pages, Columns, Lines where Relevant Passages or Relevant Figures Appear
	1	20020131691	A1	2002-09-01	Garrett et al.	all
	2	20030043471	A1	2003-03-01	Beiser et. al	all

If you wish to add additional U.S. Published Application citation information please click the Add button.

FOREIGN PATENT DOCUMENTS

INFORMATION DISCLOSURE STATEMENT BY APPLICANT (Not for submission under 37 CFR 1.99)	Application Number	Filed Herewith
	Filing Date	Filed Herewith
	First Named Inventor	Jeffrey P. Wilde, et. al
	Art Unit	Unknown
	Examiner Name	Unknown
	Attorney Docket Number	C2393-110IREZ

Examiner Initial*	Cite No	Foreign Document Number ²	Country Code ²	Kind Code ⁴	Publication Date	Name of Patentee or Applicant of cited Document	Pages, Columns, Lines where Relevant Passages or Relevant Figures Appear	T ⁵
	1							<input type="checkbox"/>

If you wish to add additional Foreign Patent Document citation information please click the Add button.

NON-PATENT LITERATURE DOCUMENTS

Examiner Initials*	Cite No	include name of the author (in CAPITAL LETTERS), title of the article (when appropriate), title of the item (book, magazine, journal, serial, symposium, catalog, etc), date, pages(s), volume-issue number(s), publisher, city and/or country where published.	T ⁵
	1		<input type="checkbox"/>

If you wish to add additional non-patent literature document citation information please click the Add button.

EXAMINER SIGNATURE

Examiner Signature	Date Considered
--------------------	-----------------

*EXAMINER: Initial if reference considered, whether or not citation is in conformance with MPEP 609. Draw line through a citation if not in conformance and not considered. Include copy of this form with next communication to applicant.

¹ See Kind Codes of USPTO Patent Documents at www.USPTO.GOV or MPEP 901.04. ² Enter office that issued the document, by the two-letter code (WIPO Standard ST.3). ³ For Japanese patent documents, the indication of the year of the reign of the Emperor must precede the serial number of the patent document. ⁴ Kind of document by the appropriate symbols as indicated on the document under WIPO Standard ST.16 if possible. ⁵ Applicant is to place a check mark here if English language translation is attached.

**INFORMATION DISCLOSURE
STATEMENT BY APPLICANT**
(Not for submission under 37 CFR 1.99)

Application Number	Filed Herewith		
Filing Date	Filed Herewith		
First Named Inventor	Jeffrey P. Wilde, et. al.		
Art Unit	Unknown		
Examiner Name	Unknown		
Attorney Docket Number	C2393-1101RE2		

CERTIFICATION STATEMENT

Please see 37 CFR 1.97 and 1.98 to make the appropriate selection(s):

That each item of information contained in the information disclosure statement was first cited in any communication from a foreign patent office in a counterpart foreign application not more than three months prior to the filing of the information disclosure statement. See 37 CFR 1.97(e)(1).

OR

That no item of information contained in the information disclosure statement was cited in a communication from a foreign patent office in a counterpart foreign application, and, to the knowledge of the person signing the certification after making reasonable inquiry, no item of information contained in the information disclosure statement was known to any individual designated in 37 CFR 1.56(c) more than three months prior to the filing of the information disclosure statement. See 37 CFR 1.97(e)(2).

See attached certification statement.

Fee set forth in 37 CFR 1.17 (p) has been submitted herewith.

None.

SIGNATURE

A signature of the applicant or representative is required in accordance with CFR 1.33, 10.18. Please see CFR 1.4(d) for the form of the signature.

Signature	/Barry N. Young/	Date (YYYY-MM-DD)	2010-06-14
Name/Print	Barry N. Young	Registration Number	27,744

This collection of information is required by 37 CFR 1.97 and 1.98. The information is required to obtain or retain a benefit by the public which is to file (and by the USPTO to process) an application. Confidentiality is governed by 35 U.S.C. 122 and 37 CFR 1.14. This collection is estimated to take 1 hour to complete, including gathering, preparing and submitting the completed application form to the USPTO. Time will vary depending upon the individual case. Any comments on the amount of time you require to complete this form and/or suggestions for reducing this burden, should be sent to the Chief Information Officer, U.S. Patent and Trademark Office, U.S. Department of Commerce, P.O. Box 1450, Alexandria, VA 22313-1450. **DO NOT SEND FEES OR COMPLETED FORMS TO THIS ADDRESS. SEND TO: Commissioner for Patents, P.O. Box 1450, Alexandria, VA 22313-1450.**

Electronic Patent Application Fee Transmittal

Application Number:				
Filing Date:				
Title of Invention:	Reconfigurable Optical Add-Drop Multiplexers with Servo Control and Dynamic Spectral Power Management Capabilities			
First Named Inventor/Applicant Name:	Jeffrey P. Wilde			
Filer:	Barry N. Young			
Attorney Docket Number:	C2393-1101RE2			
Filed as Large Entity				
Reissue (Utility) Filing Fees				
Description	Fee Code	Quantity	Amount	Sub-Total in USD(\$)
Basic Filing:				
Utility Reissue Basic	1014	1	330	330
Design and utility Reissue Basic	1114	1	540	540
Design and utility Reissue Basic	1314	1	650	650
Pages:				
Claims:				
Reissue claims in excess of 20 for large	1205	48	52	2496
Independent claims reissue large	1204	4	220	880
Miscellaneous-Filing:				

Description	Fee Code	Quantity	Amount	Sub-Total in USD(\$)
Petition:				
Patent-Appeals-and-Interference:				
Post-Allowance-and-Post-Issuance:				
Extension-of-Time:				
Miscellaneous:				
Total in USD (\$)				4896

Electronic Acknowledgement Receipt

EFS ID:	7818212
Application Number:	12815930
International Application Number:	
Confirmation Number:	2344
Title of Invention:	Reconfigurable Optical Add-Drop Multiplexers with Servo Control and Dynamic Spectral Power Management Capabilities
First Named Inventor/Applicant Name:	Jeffrey P. Wilde
Customer Number:	48789
Filer:	Barry N. Young
Filer Authorized By:	
Attorney Docket Number:	C2393-1101RE2
Receipt Date:	15-JUN-2010
Filing Date:	
Time Stamp:	16:13:07
Application Type:	Reissue (Utility)

Payment information:

Submitted with Payment	yes
Payment Type	Credit Card
Payment was successfully received in RAM	\$4896
RAM confirmation Number	2781
Deposit Account	
Authorized User	

File Listing:

Document Number	Document Description	File Name	File Size(Bytes)/ Message Digest	Multi Part /.zip	Pages (if appl.)
-----------------	----------------------	-----------	----------------------------------	------------------	------------------

1	Transmittal Reissue Application	SB-50_Re_Trnsmtl.pdf	63755	no	1
			fe839170a310147d5ea82b0e2f99fa49e41e54e4		
Warnings:					
Information:					
2	Fee Worksheet (PTO-875)	SB-56_Fee_Trnsmtl.pdf	52758	no	1
			cac0c50834bacc0a7a8cf827cfe8e4195e38642		
Warnings:					
Information:					
3		RE39397.pdf	1442861	yes	23
			605df43c28ab6a6c5f0d38225d78cb11ffaafbb8d		
	Multipart Description/PDF files in .zip description				
	Document Description		Start	End	
	Abstract		1	1	
	Drawings-only black and white line drawings		2	13	
	Specification		14	19	
	Claims		20	23	
Warnings:					
Information:					
4	Drawings-other than black and white line drawings	Figs_1101RE2.pdf	1315713	no	12
			c37bea86cb9226e6d75c91eeccb5f539e4df6b		
Warnings:					
Information:					
5	Oath or Declaration filed	SB-52_Declr_PoA.pdf	417661	no	2
			6250f6d8cf8f8448b43b7cd107340e3e0791eb9		
Warnings:					
Information:					
6	Consent of Assignee accompanying the declaration.	SB-53_Consent_Assgnee.pdf	192272	no	1
			856426b478becccd1bd1d713a97cc37286557d		
Warnings:					
Information:					
7	Assignee showing of ownership per 37 CFR 3.73(b).	SB-96_Stmt_373b.pdf	209937	no	1
			8ff706bc700a026d92d047926da84108dca81490		
Warnings:					

Information:					
8	Preliminary Amendment	1101RE2_PA_Status_Support.pdf	62207 2e8579af49b731ee9c317531aae51d4d5e7b1d6	no	19
Warnings:					
Information:					
9	Information Disclosure Statement (IDS) Filed (SB/08)	Sb-08_IDS.pdf	812976 5cf0ac50c5d4983946eb01865f0e0cb8015a9b27	no	5
Warnings:					
Information:					
This is not an USPTO supplied IDS fillable form					
10	Fee Worksheet (PTO-875)	fee-info.pdf	38439 096cd29e1aa9d3b3ea275d67403f01efec378489	no	2
Warnings:					
Information:					
Total Files Size (in bytes):			4608579		
<p>This Acknowledgement Receipt evidences receipt on the noted date by the USPTO of the indicated documents, characterized by the applicant, and including page counts, where applicable. It serves as evidence of receipt similar to a Post Card, as described in MPEP 503.</p> <p><u>New Applications Under 35 U.S.C. 111</u> If a new application is being filed and the application includes the necessary components for a filing date (see 37 CFR 1.53(b)-(d) and MPEP 506), a Filing Receipt (37 CFR 1.54) will be issued in due course and the date shown on this Acknowledgement Receipt will establish the filing date of the application.</p> <p><u>National Stage of an International Application under 35 U.S.C. 371</u> If a timely submission to enter the national stage of an international application is compliant with the conditions of 35 U.S.C. 371 and other applicable requirements a Form PCT/DO/EO/903 indicating acceptance of the application as a national stage submission under 35 U.S.C. 371 will be issued in addition to the Filing Receipt, in due course.</p> <p><u>New International Application Filed with the USPTO as a Receiving Office</u> If a new international application is being filed and the international application includes the necessary components for an international filing date (see PCT Article 11 and MPEP 1810), a Notification of the International Application Number and of the International Filing Date (Form PCT/RO/105) will be issued in due course, subject to prescriptions concerning national security, and the date shown on this Acknowledgement Receipt will establish the international filing date of the application.</p>					

Under the Paperwork Reduction Act of 1995, no persons are required to respond to a collection of information unless it displays a valid OMB control number.

REISSUE PATENT APPLICATION TRANSMITTAL

Address to: Mail Stop Reissue Commissioner for Patents P.O. Box 1450 Alexandria, VA 22313-1450	Attorney Docket No.	C2393-1101RE2
	First Named Inventor	Jeffrey P. WILDE, et. al
	Original Patent Number	RE39,397 (6,625,346)
	Original Patent Issue Date (Month/Day/Year)	11/14/2006 (9/23/2003)
	Express Mail Label No.	EFS-Web

APPLICATION FOR REISSUE OF:
(Check applicable box) Utility Patent Design Patent Plant Patent

APPLICATION ELEMENTS (37 CFR 1.173)	ACCOMPANYING APPLICATION PARTS
1. <input checked="" type="checkbox"/> Fee Transmittal Form (PTO/SB/56) 2. <input type="checkbox"/> Applicant claims small entity status. See 37 CFR 1.27. 3. <input checked="" type="checkbox"/> Specification and Claims in double column copy of patent format (amended, if appropriate) 4. <input checked="" type="checkbox"/> Drawing(s) (proposed amendments, if appropriate) 5. <input checked="" type="checkbox"/> Reissue Oath/Declaration (original or copy) (37 C.F.R. 1.175) (PTO/SB/51 or 52) 6. <input checked="" type="checkbox"/> Power of Attorney 7. <input checked="" type="checkbox"/> Original U.S. Patent currently assigned? <input checked="" type="checkbox"/> Yes <input type="checkbox"/> No (If Yes, check applicable box(es)) <input checked="" type="checkbox"/> Written Consent of all Assignees (PTO/SB/53) <input checked="" type="checkbox"/> 37 CFR 3.73(b) Statement (PTO/SB/96) 8. <input type="checkbox"/> CD-ROM or CD-R in duplicate, Computer Program (Appendix) or large table <input type="checkbox"/> Landscape Table on CD 9. Nucleotide and/or Amino Acid Sequence Submission (if applicable, items a. – c. are required) a. <input type="checkbox"/> Computer Readable Form (CRF) b. Specification Sequence Listing on: i. <input type="checkbox"/> CD-ROM (2 copies) or CD-R (2 copies); or ii. <input type="checkbox"/> paper c. <input type="checkbox"/> Statements verifying identity of above copies	10. <input checked="" type="checkbox"/> Statement of status and support for all changes to the claims. See 37 CFR 1.173(c). 11. <input type="checkbox"/> Foreign Priority Claim (35 U.S.C. 119) (if applicable) 12. <input checked="" type="checkbox"/> Information Disclosure Statement (IDS) PTO/SB/08 or PTO-1449 <input type="checkbox"/> Copies of citations attached 13. <input type="checkbox"/> English Translation of Reissue Oath/Declaration (if applicable) 14. <input checked="" type="checkbox"/> Preliminary Amendment 15. <input type="checkbox"/> Return Receipt Postcard (MPEP 503) (Should be specifically itemized) 16. <input type="checkbox"/> Other:

17. CORRESPONDENCE ADDRESS

<input checked="" type="checkbox"/> The address associated with Customer Number: 48789 OR <input type="checkbox"/> Correspondence address below						
Name	Barry N. Young					
Address	200 Page Mill Road; Suite 102					
City	Palo Alto	State	CA		Zip Code	94306
Country	US	Telephone	(650) 326-2701		Email	Byoung@young-iplaw.com
Signature	/Barry N. Young/				Date	June 14, 2010
Name (Print/Type)	Barry N. Young			Registration No. (Attorney/Agent)	27,744	

This collection of information is required by 37 CFR 1.173. The information is required to obtain or retain a benefit by the public which is to file (and by the USPTO to process) an application. Confidentiality is governed by 35 U.S.C. 122 and 37 CFR 1.11 and 1.14. This collection is estimated to take 12 minutes to complete, including gathering, preparing, and submitting the completed application form to the USPTO. Time will vary depending upon the individual case. Any comments on the amount of time you require to complete this form and/or suggestions for reducing this burden, should be sent to the Chief Information Officer, U.S. Patent and Trademark Office, U.S. Department of Commerce, P.O. Box 1450, Alexandria, VA 22313-1450. DO NOT SEND FEES OR COMPLETED FORMS TO THIS ADDRESS. SEND TO: **Mail Stop Reissue, Commissioner for Patents, P.O. Box 1450, Alexandria, VA 22313-1450.**

If you need assistance in completing the form, call 1-800-PTO-9199 and select option 2.

REISSUE APPLICATION FEE TRANSMITTAL FORM						Docket Number (Optional) C2393-1101RE2		
Application as Filed – Part 1								
	(1) Claims in Patent	(2) Claims Filed in Reissue Application	(3) Number Extra	Small Entity		Other than a Small Entity		
				Rate (\$)	Fee (\$)	Rate (\$)	Fee (\$)	
Total Claims (37 CFR 1.16(i))	(A) 67	(B) 68	**** 48 =	x	=	or	x 52 =	2496
Independent Claims (37 CFR 1.16(h))	(C) 6	(D) 7	* 4 =	x	=		x 220 =	880
Application Size Fee (37 CFR 1.16(s))	if the specification and drawings exceed 100 sheets of paper, the application size fee due is \$270 (\$135 for small entity) for each additional 50 sheets or fraction thereof. See 35 U.S.C. 41(a)(1)(G) and 37 CFR 1.16(s).							
				Filing Fee (37 CFR 1.16(e))				330
				Search Fee (37 CFR 1.16(n))				540
				Examination Fee (37 CFR 1.16(r))				650
				Total Filing Fee				4896
Application as Amended – Part 2								
	(1) Claims Remaining After Amendment	(2) Highest Number Previously Paid For	(3) Extra Claims Present	Small Entity		Other than a Small Entity		
				Rate (\$)	Fee (\$)	Rate (\$)	Fee (\$)	
Total Claims (37 CFR 1.16(i))	***	MINUS	**	=	X	=	x	=
Independent Claims (37 CFR 1.16(h))	***	MINUS	*****	=	x	=	x	=
Application Size Fee (37 CFR 1.16(s))	if the specification and drawings exceed 100 sheets of paper, the application size fee due is \$270 (\$135 for small entity) for each additional 50 sheets or fraction thereof. See 35 U.S.C. 41(a)(1)(G) and 37 CFR 1.16(s).							
				Total Additional Fee				
<p>* Enter (D) minus 3, or enter "0" if (D) is less than 3. ** If the "Highest Number of Total Claims Previously Paid For" is less than 20, enter "20" in this space. *** After any cancellation of claims. **** Enter (B) – 20, or enter "0" if (B) is less than 20. ***** If the "Highest Number of Independent Claims Previously Paid For" is less than 3, enter "3" in this space.</p> <p><input type="checkbox"/> Applicant claims small entity status. See 37 CFR 1.27. <input type="checkbox"/> Please charge Deposit Account No. _____ in the amount of _____. <input type="checkbox"/> The Director is hereby authorized to charge any additional fees under 37 CFR 1.16 or 1.17 which may be required, or credit any overpayment to Deposit Account No. _____. <input type="checkbox"/> A check in the amount of \$ _____ to cover the filing/additional fee is enclosed. <input checked="" type="checkbox"/> Payment by credit card. Form PTO-2038 is attached. WARNING: Information on this form may become public. Credit card information should not be included on this form. Provide credit card information and authorization on PTO-2038.</p>								
EFS-Web			/Barry N. Young/			6/14/2010		
Signature			Barry N. Young			Date		
Typed or printed name						27,744		
						Registration Number, if applicable		
						(650) 326-2701		
						Telephone Number		

This collection of information is required by 37 CFR 1.16. The information is required to obtain or retain a benefit by the public which is to file (and by the USPTO to process) an application. Confidentiality is governed by 35 U.S.C. 122 and 37 CFR 1.11 and 1.14. This collection is estimated to take 12 minutes to complete, including gathering, preparing, and submitting the completed application form to the USPTO. Time will vary depending upon the individual case. Any comments on the amount of time you require to complete this form and/or suggestions for reducing this burden, should be sent to the Chief Information Officer, U.S. Patent and Trademark Office, U.S. Department of Commerce, P.O. Box 1450, Alexandria, VA 22313-1450. DO NOT SEND FEES OR COMPLETED FORMS TO THIS ADDRESS. SEND TO: Commissioner for Patents, P.O. Box 1450, Alexandria, VA 22313-1450.

If you need assistance in completing the form, call 1-800-PTO-9199 and select option 2.



US00RE39397E

(19) **United States**
(12) **Reissued Patent**
Wilde et al.

(10) **Patent Number: US RE39,397 E**
(45) **Date of Reissued Patent: Nov. 14, 2006**

(54) **RECONFIGURABLE OPTICAL ADD-DROP MULTIPLEXERS WITH SERVO CONTROL AND DYNAMIC SPECTRAL POWER MANAGEMENT CAPABILITIES**

(75) Inventors: **Jeffrey P. Wilde**, Morgan Hill, CA (US); **Joseph E. Davis**, Morgan Hill, CA (US)

(73) Assignee: **Capella Photonics, Inc.**, San Jose, CA (US)

5,835,458	A	*	11/1998	Bischel et al.	369/44.12
5,960,133	A	*	9/1999	Tomlinson	385/18
5,974,207	A	*	10/1999	Aksyuk et al.	385/24
6,204,946	B1	*	3/2001	Aksyuk et al.	398/9
6,205,269	B1	*	3/2001	Morton	385/24
6,222,954	B1	*	4/2001	Riza	385/18
6,263,135	B1	*	7/2001	Wade	385/37
6,289,155	B1	*	9/2001	Wade	385/37
6,418,250	B1	*	7/2002	Corbosiero et al.	385/24
6,625,346	B1	*	9/2003	Wilde	385/24
2002/0131691	A1	*	9/2002	Garrett et al.	385/24
2003/0043471	A1	*	3/2003	Belser et al.	359/634

(21) Appl. No.: **11/027,586**

(22) Filed: **Dec. 31, 2004**

Related U.S. Patent Documents

Reissue of:

(64) Patent No.: **6,625,346**
Issued: **Sep. 23, 2003**
Appl. No.: **09/938,426**
Filed: **Aug. 23, 2001**

U.S. Applications:

(60) Provisional application No. 60/277,217, filed on Mar. 19, 2001.

(51) **Int. Cl.**
G02B 6/28 (2006.01)

(52) **U.S. Cl.** **385/24; 385/11; 385/37; 385/34**

(58) **Field of Classification Search** **385/11, 385/24, 34, 37**
See application file for complete search history.

(56) **References Cited**

U.S. PATENT DOCUMENTS

5,629,790 A * 5/1997 Neukermans et al. 359/198

* cited by examiner

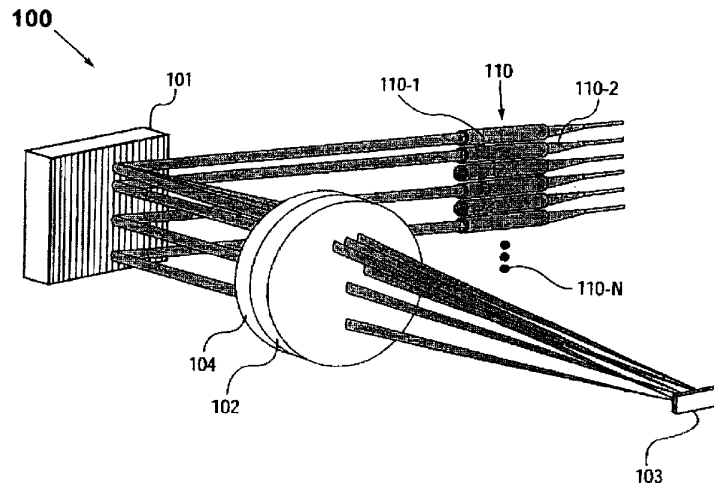
Primary Examiner—Brian Healy

(74) *Attorney, Agent, or Firm*—Barry N. Young

(57) **ABSTRACT**

This invention provides a novel wavelength-separating-routing (WSR) apparatus that uses a diffraction grating to separate a multi-wavelength optical signal by wavelength into multiple spectral characters, which are then focused onto an array of corresponding channel micromirrors. The channel micromirrors are individually controllable and continuously pivotable to reflect the spectral channels into selected output ports. As such, the inventive WSR apparatus is capable of routing the spectral channels on a channel-by-channel basis and coupling any spectral channel into any one of the output ports. The WSR apparatus of the present invention may be further equipped with servo-control and spectral power-management capabilities, thereby maintaining the coupling efficiencies of the spectral channels into the output ports at desired values. The WSR apparatus of the present invention can be used to construct a novel class of dynamically reconfigurable optical add-drop multiplexers (OADMs) for WDM optical networking applications.

67 Claims, 12 Drawing Sheets



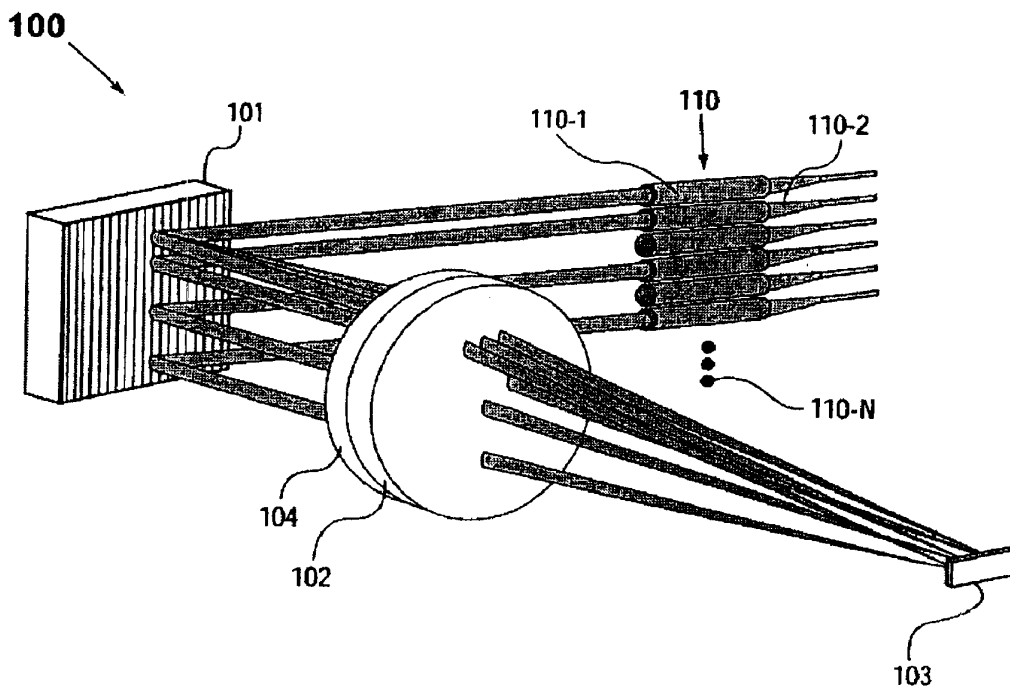


Fig. 1A

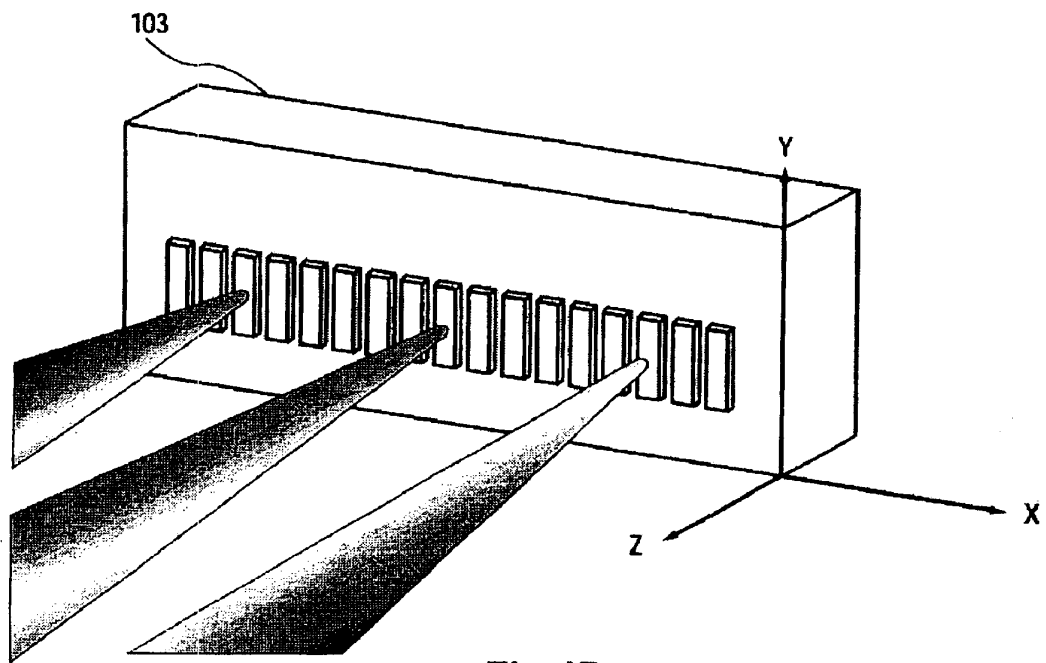


Fig. 1B

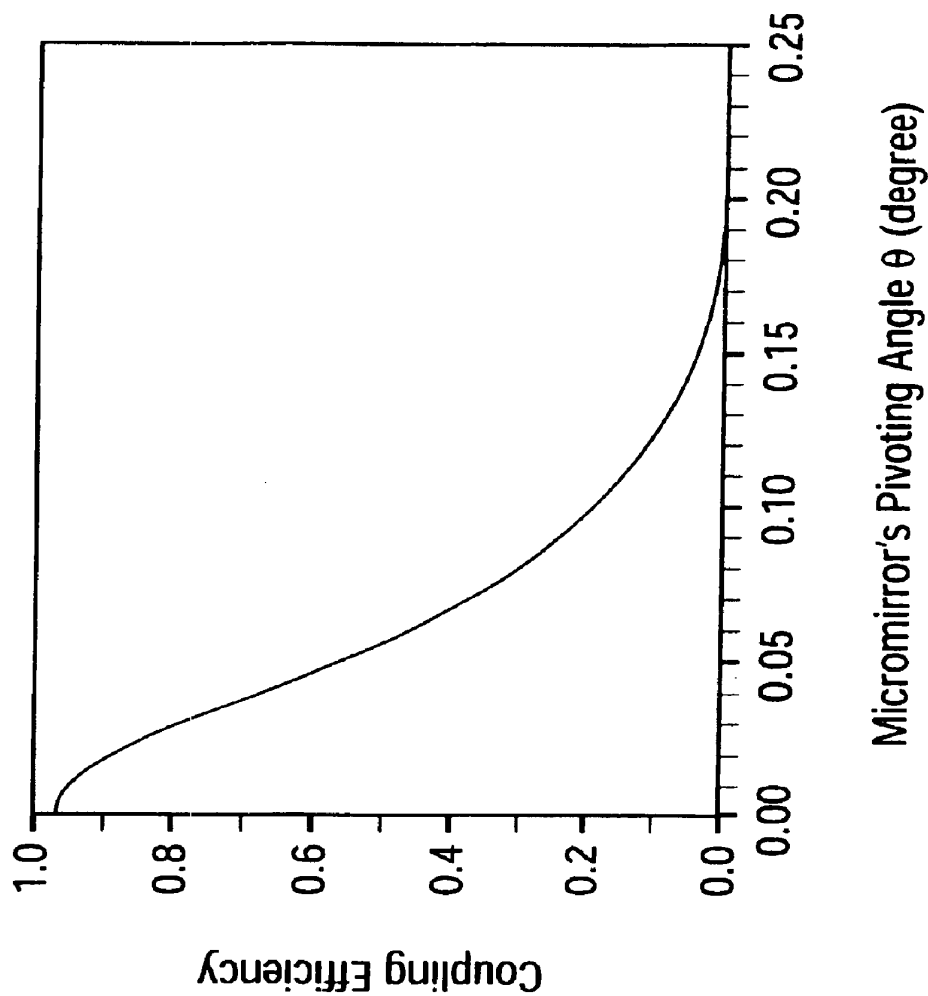


Fig. 1C

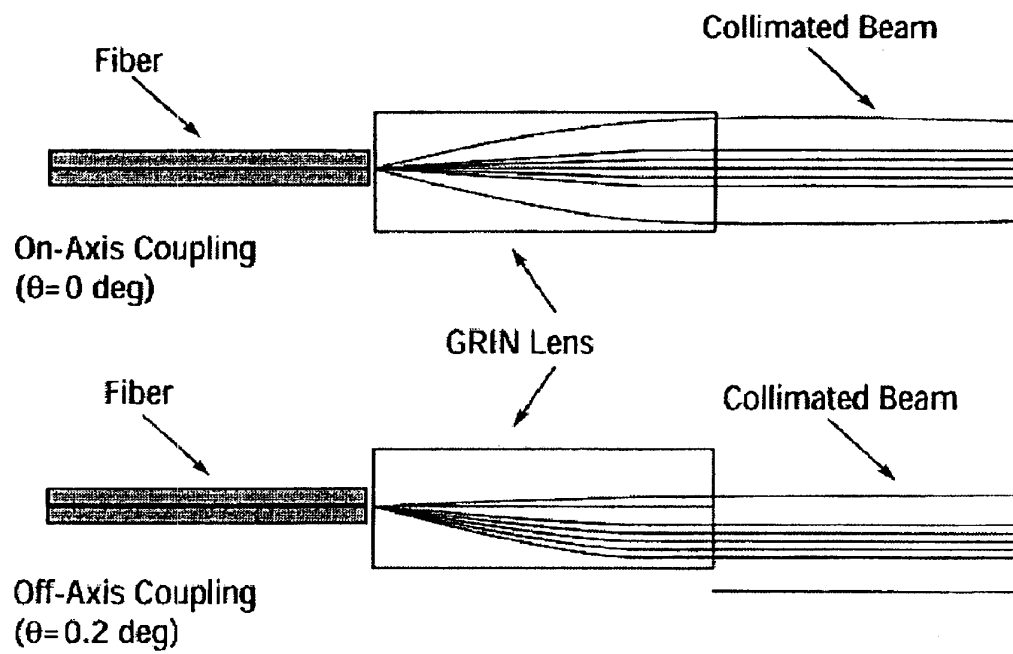


Fig. 1D

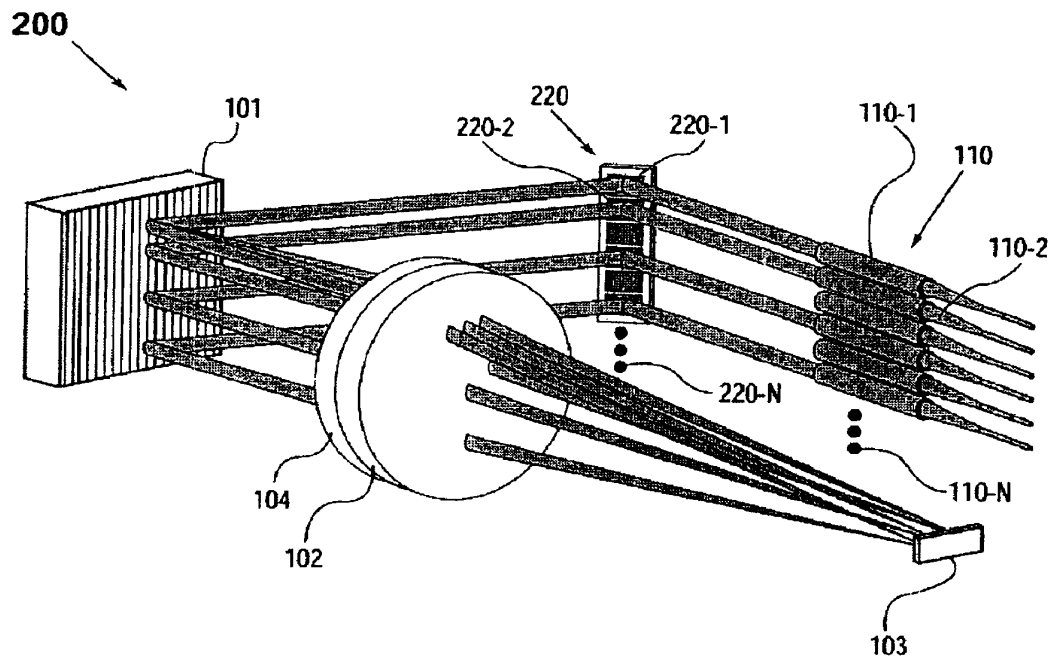


Fig. 2A

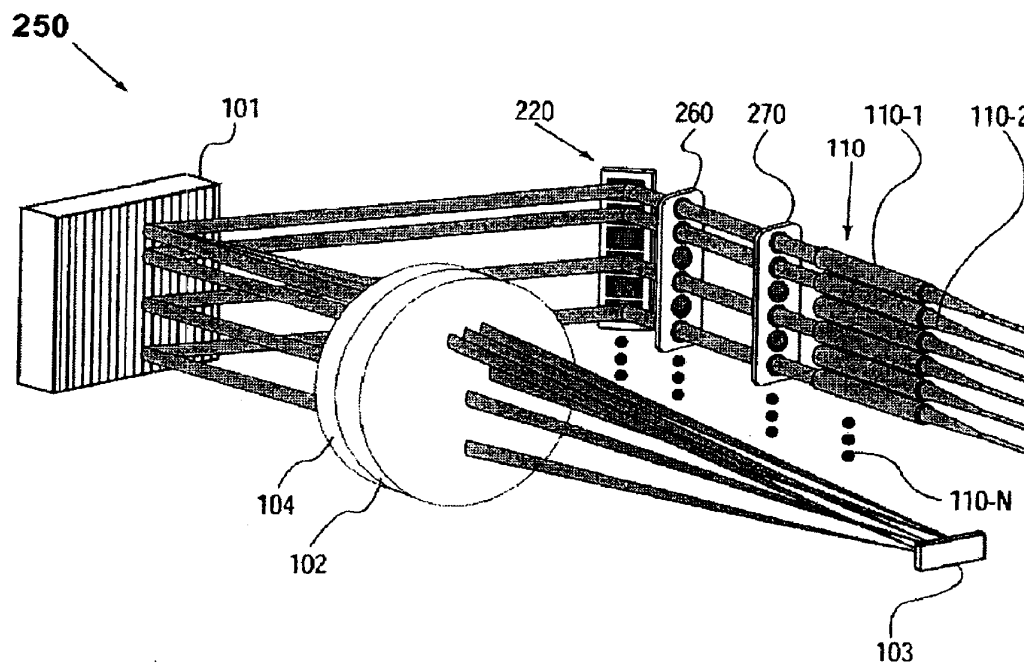


Fig. 2B

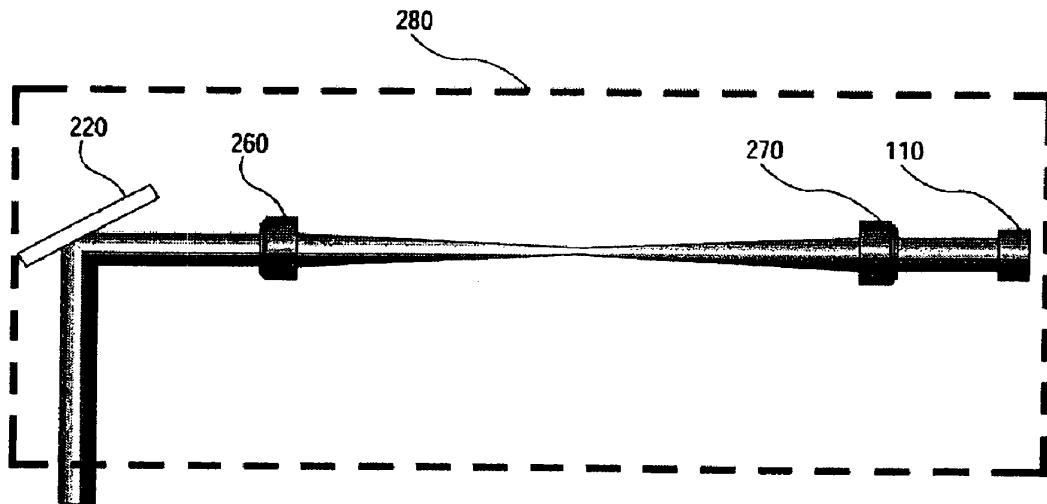


Fig. 2C

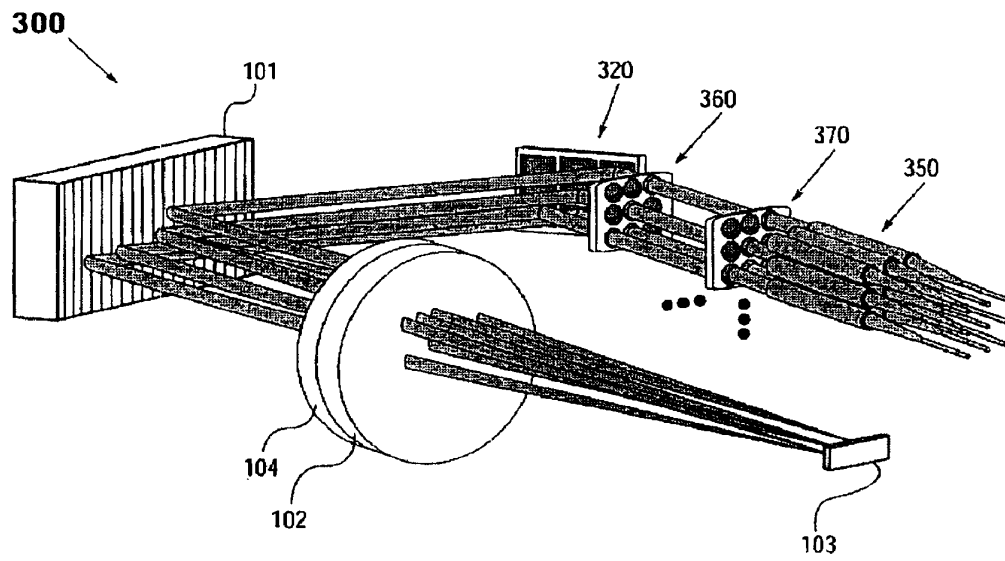


Fig. 3

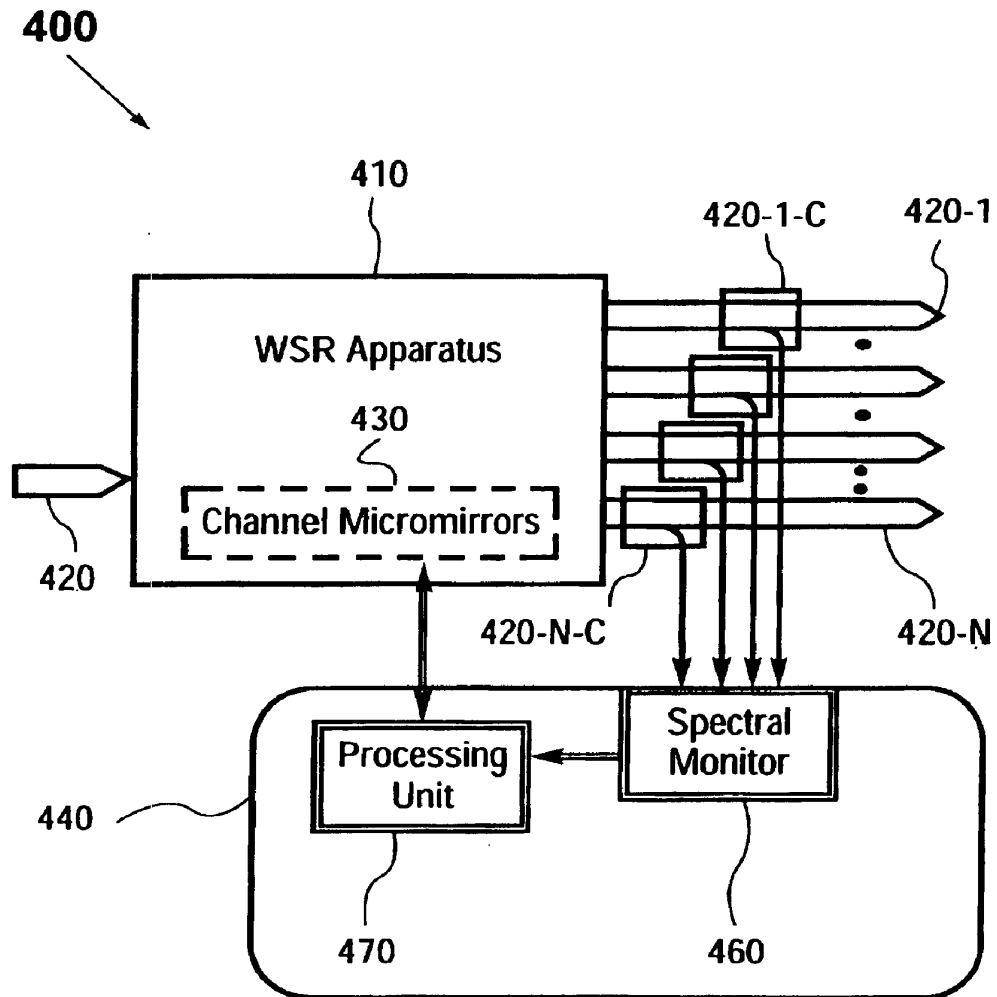


Fig. 4A

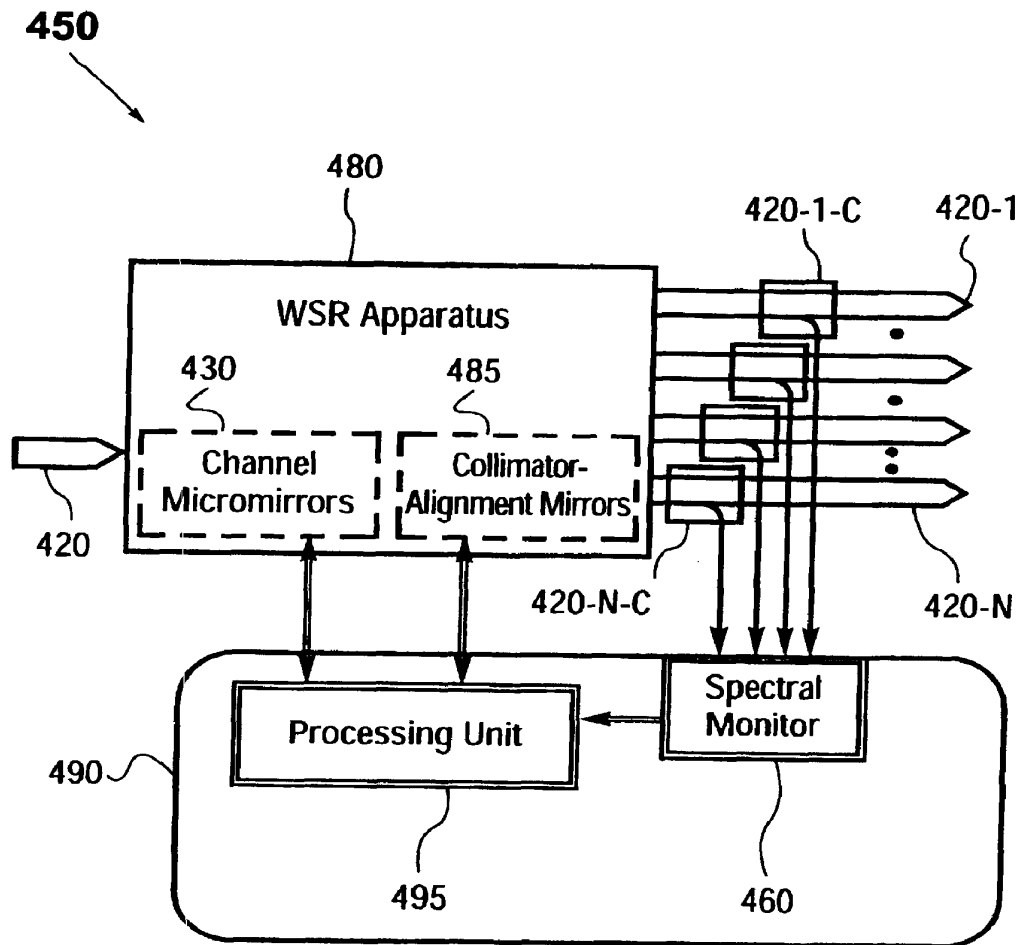


Fig. 4B

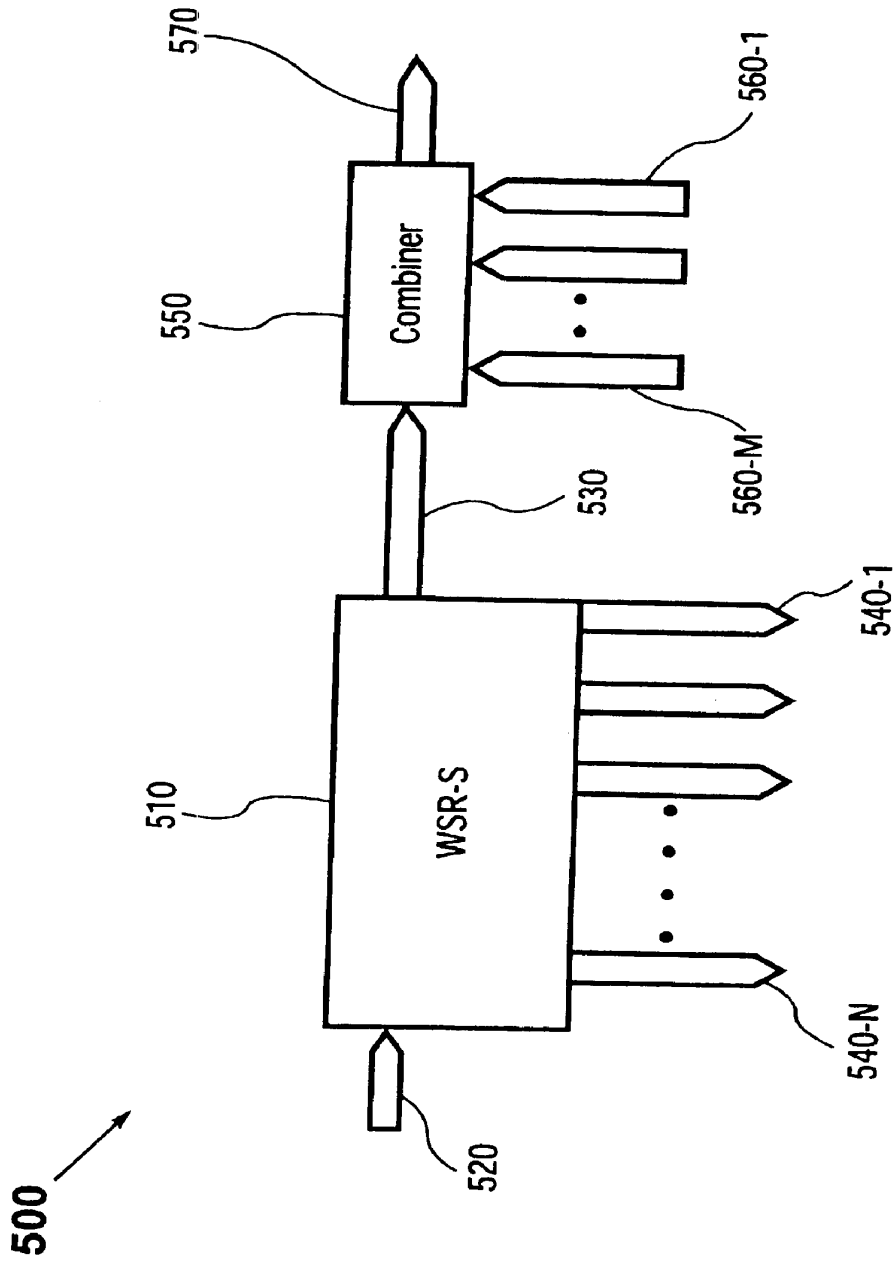


Fig. 5

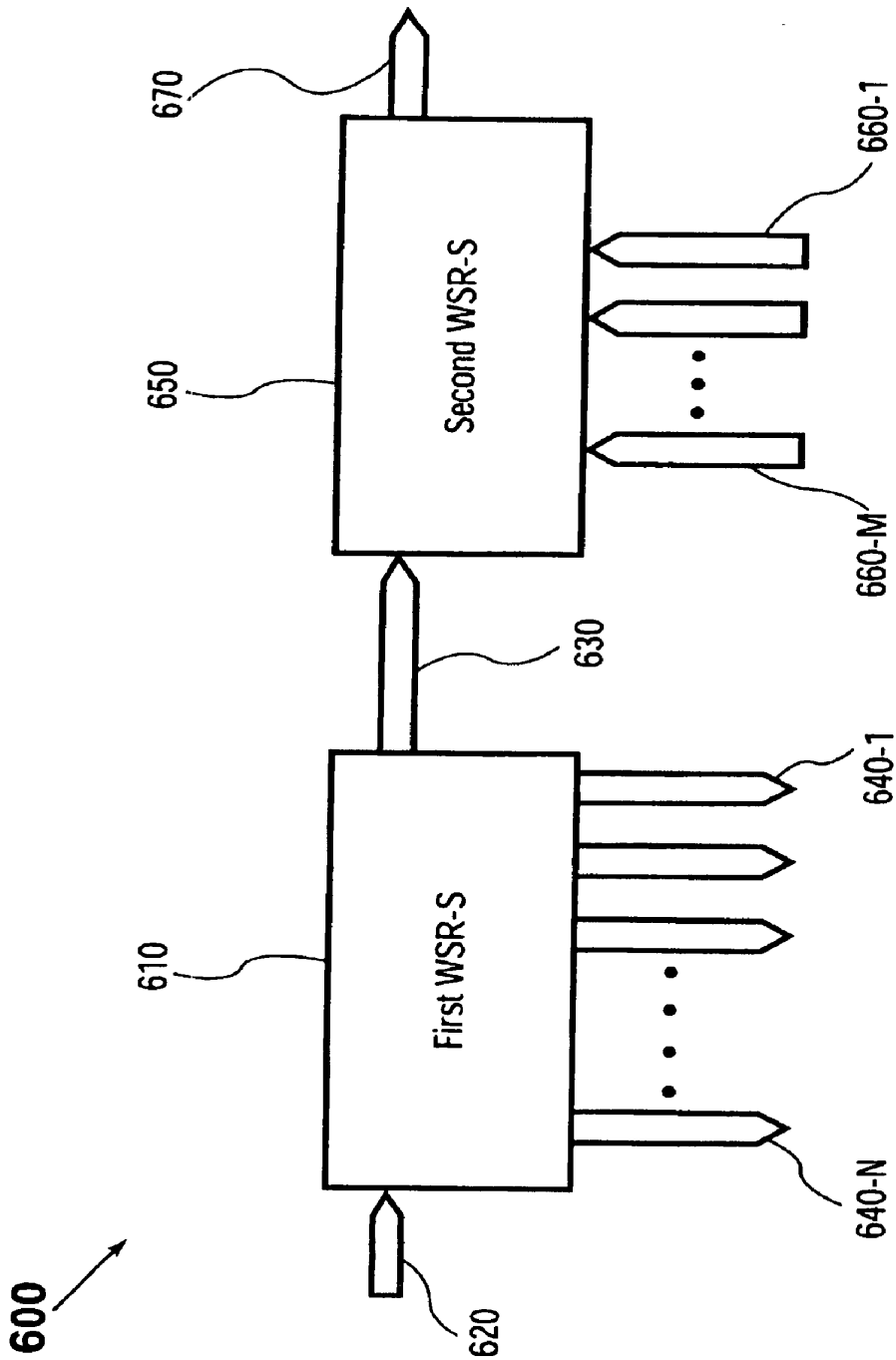


Fig. 6

1

**RECONFIGURABLE OPTICAL ADD-DROP
MULTIPLEXERS WITH SERVO CONTROL
AND DYNAMIC SPECTRAL POWER
MANAGEMENT CAPABILITIES**

Matter enclosed in heavy brackets [] appears in the original patent but forms no part of this reissue specification; matter printed in italics indicates the additions made by reissue.

CROSS-REFERENCE TO RELATED
APPLICATIONS

This application claims priority of U.S. Provisional Patent Application No. 60/277,217, filed Mar. 19, 2001 which is incorporated herein by reference.

FIELD OF THE INVENTION

This invention relates generally to optical communication systems. More specifically, it relates to a novel class of dynamically reconfigurable optical add-drop multiplexers (OADMs) for wavelength division multiplexed optical networking applications.

BACKGROUND

As fiber-optic communication networks rapidly spread into every walk of modern life, there is a growing demand for optical components and subsystems that enable the fiber-optic communications networks to be increasingly scalable, versatile, robust, and cost-effective.

Contemporary fiber-optic communications networks commonly employ wavelength division multiplexing (WDM), for it allows multiple information (or data) channels to be simultaneously transmitted on a single optical fiber by using different wavelengths and thereby significantly enhances the information-bandwidth of the fiber. The prevalence of WDM technology has made optical add-drop multiplexers indispensable building blocks of modern fiber-optic communication networks. An optical add-drop multiplexer (OADM) serves to selectively remove (or drop) one or more wavelengths from a multiplicity of wavelengths on an optical fiber, hence taking away one or more data channels from the traffic stream on the fiber. It further adds one or more wavelength back onto the fiber, thereby inserting new data channels in the same stream of traffic. As such, an OADM makes it possible to launch and retrieve multiple data channels (each characterized by a distinct wavelength) onto and from an optical fiber respectively, without disrupting the overall traffic flow along the fiber. Indeed, careful placement of the OADMs can dramatically improve an optical communication network's flexibility and robustness, while providing significant cost advantages.

Conventional OADMs in the art typically employ multiplexers/demultiplexers (e.g. waveguide grating routers or arrayed-waveguide gratings), tunable filters, optical switches, and optical circulators in a parallel or serial architecture to accomplish the add and drop functions. In the parallel architecture, as exemplified in U.S. Pat. No. 5,974,207, a demultiplexer (e.g., a waveguide grating router) first separates a multi-wavelength signal into its constituent spectral components. A wavelength switching/routing means (e.g., a combination of optical switches and optical circulators) then serves to drop selective wavelengths and add others. Finally, a multiplexer combines the remaining (i.e., the pass-through) wavelengths into an output multi-wavelength optical signal. In the serial architecture, as

2

exemplified in U.S. Pat. No. 6,205,269, tunable filters (e.g., Bragg fiber gratings) in combination with optical circulators are used to separate the drop wavelength from the pass-through wavelengths and subsequently launch the add channels into the pass-through path. And if multiple wavelengths are to be added and dropped, additional multiplexers and demultiplexers are required to demultiplex the drop wavelengths and multiplex the add wavelengths, respectively. Irrespective of the underlying architecture, the OADMs currently in the art are characteristically high in cost, and prone to significant optical loss accumulation. Moreover, the designs of these OADMs are such that it is inherently difficult to reconfigure them in a dynamic fashion.

U.S. Pat. No. 6,204,946 to Askjuk et al. discloses an OADM that makes use of free-space optics in a parallel construction. In this case, a multi-wavelength optical signal emerging from an input port is incident onto a ruled diffraction grating. The constituent spectral channels thus separated are then focused by a focusing lens onto a linear array of binary micromachined mirrors. Each micromirror is configured to operate between two discrete states, such that it either retrofits its corresponding spectral channel back into the input port as a pass-through channel, or directs its spectral channel to an output port as a drop channel. As such, the pass-through signal (i.e., the combined pass-through channels) shares the same input port as the input signal. An optical circulator is therefore coupled to the input port, to provide necessary routing of these two signals. Likewise, the drop channels share the output port with the add channels. An additional optical circulator is thereby coupled to the output port, from which the drop channels exit and the add channels are introduced into the output ports. The add channels are subsequently combined with the pass-through signal by way of the diffraction grating and the binary micromirrors.

Although the aforementioned OADM disclosed by Askjuk et al. has the advantage of performing wavelength separating and routing in free space and thereby incurring less optical loss, it suffers a number of limitations. First, it requires that the pass-through signal share the same port/fiber as the input signal. An optical circulator therefore has to be implemented, to provide necessary routing of these two signals. Likewise, all the add and drop channels enter and leave the OADM through the same output port, hence the need for another optical circulator. Moreover, additional means must be provided to multiplex the add channels before entering the system and to demultiplex the drop channels after exiting the system. This additional multiplexing/demultiplexing requirement adds more cost and complexity that can restrict the versatility of the OADM thus-constructed. Second, the optical circulators implemented in this OADM for various routing purposes introduce additional optical losses, which can accumulate to a substantial amount. Third, the constituent optical components must be in a precise alignment, in order for the system to achieve its intended purpose. There are, however, no provisions provided for maintaining the requisite alignment; and no mechanisms implemented for overcoming degradation in the alignment owing to environmental effects such as thermal and mechanical disturbances over the course of operation.

U.S. Pat. No. 5,906,133 to Tomlinson discloses an OADM that makes use of a design similar to that of Askjuk et al. There are input, output, drop and add ports implemented in this case. By positioning the four ports in a specific arrangement, each micromirror, notwithstanding switchable between two discrete positions, either reflects its

corresponding channel (coming from the input port) to the output port, or concomitantly reflects its channel to the drop port and an incident add channel to the output port. As such, this OADM is able to perform both the add and drop functions without involving additional optical components (such as optical circulators and in the system of the Aksyuk et al.). However, because a single drop port is designated for all the drop channels and a single add port is designated for all the add channels, the add channels would have to be multiplexed before entering the add port and the drop channels likewise need to be demultiplexed upon exiting from the drop port. Moreover, as in the case of Aksyuk et al., there are no provisions provided for maintaining requisite optical alignment in the system, and no mechanisms implemented for combating degradation in the alignment due to environmental effects over the course of operation.

As such, the prevailing drawbacks suffered by the OADMs currently in the art are summarized as follows:

- 1) The wavelength routing is intrinsically static, rendering it difficult to dynamically reconfigure these OADMs.
- 2) Add and/or drop channels often need to be multiplexed and/or demultiplexed, thereby imposing additional complexity and cost.
- 3) Stringent fabrication tolerance and painstaking optical alignments are required. Moreover, the optical alignment is not actively maintained, rendering it susceptible to environmental effects such as thermal and mechanical disturbances over the course of operation.
- 4) In an optical communication network, OADMs are typically in a ring or cascaded configuration. In order to mitigate the interference amongst OADMs, which often adversely affects the overall performance of the network, it is essential that the power levels of spectral channels entering and exiting each OADM be managed in a systematic way, for instance, by introducing power (or gain) equalization at each stage. Such a power equalization capability is also needed for compensating for nonuniform gain caused by optical amplifiers (e.g., erbium doped fiber amplifiers) in the network. There lacks, however, a systematic and dynamic management of the power levels of various spectral channels in these OADMs.
- 5) The inherent high cost and heavy optical loss further impede the wide application of these OADMs.

In view of the foregoing, there is an urgent need in the art for optical add-drop multiplexers that overcome the aforementioned shortcomings, in a simple, effective, and economical construction.

SUMMARY

The present invention provides a wavelength-separating-routing (WSR) apparatus and method which employ an array of fiber collimators serving as an input port and a plurality of output ports; a wavelength-separator; a beam-focuser; and an array of channel micromirrors.

In operation, a multi-wavelength optical signal emerges from the input port. The wavelength-separator separates the multi-wavelength optical signal into multiple spectral channels, each characterized by a distinct center wavelength and associated bandwidth. The beam-focuser focuses the spectral channels into corresponding spectral spots. The channel micromirrors are positioned such that each channel micromirror receives one of the spectral channels. The channel micromirrors are individually controllable and movable, e.g., continuously pivotable (or rotatable), so as to reflect the spectral channels into selected ones of the output ports. As such, each channel micromirror is assigned to a

specific spectral channel, hence the name "channel micromirror". And each output port may receive any number of the reflected spectral channels.

A distinct feature of the channel micromirrors in the present invention, in contrast to those used in the prior art, is that the motion, e.g., pivoting (or rotation), of each channel micromirror is under analog control such that its pivoting angle can be continuously adjusted. This enables each channel micromirror to scan its corresponding spectral channel across all possible output ports and thereby direct the spectral channel to any desired output ports.

In the WSR apparatus of the present invention, the wavelength-separator may be provided by a ruled diffraction grating, a holographic diffraction grating, an echelle grating, a curved diffraction grating, a dispersing prism, or other wavelength-separating means known in the art. The beam-focuser may be a single lens, an assembly of lenses, or other beam-focusing means known in the art. The channel micromirrors may be provided by silicon micromachined mirrors, reflective ribbons (or membranes), or other types of beam-deflecting means known in the art. And each channel micromirror may be pivotable about one or two axes. The fiber collimators serving as the input and output ports may be arranged in a one-dimensional or two-dimensional array. In the latter case, the channel micromirrors must be pivotable biaxially.

The WSR apparatus of the present invention may further comprise an array of collimator-alignment mirrors, in optical communication with the wavelength-separator and the fiber collimators, for adjusting the alignment of the input multi-wavelength signal and directing the spectral channels into the selected output ports by way of angular control of the collimated beams. Each collimator-alignment mirror may be rotatable about one or two axes. The collimator-alignment mirrors may be arranged in a one-dimensional or two-dimensional array. First and second arrays of imaging lenses may additionally be optically interposed between the collimator-alignment mirrors and the fiber collimators in a telecentric arrangement, thereby "imaging" the collimator-alignment mirrors onto the corresponding fiber collimators to ensure an optimal alignment.

The WSR apparatus of the present invention may further include a servo-control assembly, in communication with the channel micromirrors and the output ports. The servo-control assembly serves to monitor the power levels of the spectral channels coupled into the output ports and further provide control of the channel micromirrors on an individual basis, so as to maintain a predetermined coupling efficiency of each spectral channel in one of the output ports. As such, the servo-control assembly provides dynamic control of the coupling of the spectral channels into the respective output ports and actively manages the power levels of the spectral channels coupling into the output ports. (If the WSR apparatus includes an array of collimator-alignment mirrors as described above, the servo-control assembly may additionally provide dynamic control of the collimator-alignment mirrors.) Moreover, the utilization of such a servo-control assembly effectively relaxes the requisite fabrication tolerances and the precision of optical alignment during assembly of a WSR apparatus of the present invention, and further enables the system to correct for shift in optical alignment over the course of operation. A WSR apparatus incorporating a servo-control assembly thus described is termed a WSR-S apparatus, hereinafter in the present invention.

Accordingly, the WSR-S (or WSR) apparatus of the present invention may be used to construct a variety of

optical devices, including a novel class of dynamically reconfigurable optical add-drop multiplexers (OADMs), as exemplified in the following embodiments.

One embodiment of an OADM of the present invention comprises an aforementioned WSR-S (or WSR) apparatus and an optical combiner. The output ports of the WSR-S apparatus include a pass-through port and one or more drop ports, each carrying any number of the spectral channels. The optical combiner is coupled to the pass-through port, serving to combine the pass-through channels with one or more add spectral channels. The combined optical signal constitutes an output signal of the system. The optical combiner may be an $N \times 1$ ($N \leq 2$) broadband fiber-optic coupler, for instance, which also serves the purpose of multiplexing a multiplicity of add spectral channels to be coupled into the system.

In another embodiment of an OADM of the present invention, a first WSR-S (or WSR) apparatus is cascaded with a second WSR-S (or WSR) apparatus. The output ports of the first WSR-S (or WSR) apparatus include a pass-through port and one or more drop ports. The second WSR-S (or WSR) apparatus includes a plurality of input ports and an exiting port. The configuration is such that the pass-through channels from the first WSR-S apparatus and one or more add channels are directed into the input ports of the second WSR-S apparatus, and consequently multiplexed into an output multi-wavelength optical signal directed into the exiting port of the second WSR-S apparatus. That is to say that in this embodiment, one WSR-S apparatus (e.g., the first one) effectively performs a dynamic drop function, whereas the other WSR-R apparatus (e.g., the second one) carries out a dynamic add function. And there are essentially no fundamental restrictions on the wavelengths that can be added or dropped, other than those imposed by the overall communication system. Moreover, the underlying OADM architecture thus presented is intrinsically scalable and can be readily extended to any number of the WSR-S (or WSR) systems, if so desired for performing intricate add and drop functions in a network environment.

Those skilled in the art will recognize that the aforementioned embodiments provide only two of many embodiments of a dynamically reconfigurable OADM according to the present invention. Various changes, substitutions, and alternations can be made herein, without departing from the principles and the scope of the invention. Accordingly, a skilled artisan can design an OADM in accordance with the present invention, to best suit a given application.

All in all, the OADMs of the present invention provide many advantages over the prior art devices, notably:

- 1) By advantageously employing an array of channel micromirrors that are individually and continuously controllable, an OADM of the present invention is capable of routing the spectral channels on a channel-by-channel basis and directing any spectral channel into any one of the output ports. As such, its underlying operation is dynamically reconfigurable, and its underlying architecture is intrinsically scalable to a large number of channel counts.
- 2) The add and drop spectral channels need not be multiplexed and demultiplexed before entering and after leaving the OADM respectively. And there are not fundamental restrictions on the wavelengths to be added or dropped.
- 3) The coupling of the spectral channels into the output ports is dynamically controlled by a servo-control assembly, rendering the OADM less susceptible to environmental effects (such as thermal and mechanical disturbances) and therefore more robust in performance. By maintaining an

optimal optical alignment, the optical losses incurred by the spectral channels are also significantly reduced.

- 4) The power levels of the spectral channels coupled into the output ports can be dynamically managed according to demand, or maintained at desired values (e.g., equalized at a predetermined value) by way of the servo-control assembly. This spectral power-management capability as an integral part of the OADM will be particularly desirable in WDM optical networking applications.
- 5) The use of free-space optics provides a simple, low loss, and cost-effective construction. Moreover, the utilization of the servo-control assembly effectively relaxes the requisite fabrication tolerances and the precision of optical alignment during initial assembly, enabling the OADM to be simpler and more adaptable in structure, lower in cost and optical loss.
- 6) The underlying OADM architecture allows a multiplicity of the OADMs according to the present invention to be readily assembled (e.g., cascaded) for WDM optical networking applications.

The novel features of this invention, as well as the invention itself, will be best understood from the following drawings and detailed description.

BRIEF DESCRIPTION OF THE FIGURES

FIGS. 1A–1D show a first embodiment of a wavelength-separating-routing (WSR) apparatus according to the present invention, and the modeling results demonstrating the performance of the WSR apparatus;

FIGS. 2A–2C depict second and third embodiments of a WSR apparatus according to the present invention;

FIG. 3 shows a fourth embodiment of a WSR apparatus according to the present invention;

FIGS. 4A–4B show schematic illustration of two embodiments of a WSR-S apparatus comprising a WSR apparatus and a servo-control assembly, according to the present invention;

FIG. 5 depicts an exemplary embodiment of an optical add-drop multiplexer (OADM) according to the present invention; and

FIG. 6 shows an alternative embodiment of an OADM according to the present invention.

DETAILED DESCRIPTION

In this specification and appending claims, a “spectral channel” is characterized by a distinct center wavelength and associated bandwidth. Each spectral channel may carry a unique information signal, as in WDM optical networking applications.

FIG. 1A depicts a first embodiment of a wavelength-separating-routing (WSR) apparatus according to the present invention. By way of example to illustrate the general principles and the topological structure of a wavelength-separating-routing (WSR) apparatus of the present invention, the WSR apparatus **100** comprises multiple input/output ports which may be in the form of an array of fiber collimators **110**, providing an input port **110-1** and a plurality of output ports **110-2** through **110-N** ($N \leq 3$); a wavelength-separator which in one form may be a diffraction grating **101**; a beam-focuser in the form of a focusing lens **102**; and an array of channel micromirrors **103**.

In operation, a multi-wavelength optical signal emerges from the input port **110-1**. The diffraction grating **101** angularly separates the multi-wavelength optical signal into multiple spectral channels, which are in turn focused by the

focusing lens **102** into a spatial array of distinct spectral spots (not shown in FIG. **1A**) in a one-to-one correspondence. The channel micromirrors **103** are positioned in accordance with the spatial array formed by the spectral spots, such that each channel micromirror receives one of the spectral channels. The channel micromirrors **103** are individually controllable and movable, e.g., pivotable (or rotatable) under analog (or continuous) control, such that, upon reflection, the spectral channels are directed into selected ones of the output ports **110-2** through **110-N** by way of the focusing lens **102** and the diffraction grating **101**. As such, each channel micromirror is assigned to a specific spectral channel, hence the name "channel micromirror". Each output port may receive any number of the reflected spectral channels.

For purposes of illustration and clarity, only a selective few (e.g., three) of the spectral channels, along with the input multi-wavelength optical signal, are graphically illustrated in FIG. **1A** and the following figures. It should be noted, however, that there can be any number of the spectral channels in a WSR apparatus of the present invention (so long as the number of spectral channels does not exceed the number of channel mirrors employed in the system). It should also be noted that the optical beams representing the spectral channels shown in FIG. **1A** and the following figures are provided for illustrative purpose only. That is, their sizes and shapes may not be drawn according to scale. For instance, the input beam and the corresponding diffracted beams generally have different cross-sectional shapes, so long as the angle of incidence upon the diffraction grating is not equal to the angle of diffraction, as is known to those skilled in the art.

In the embodiment of FIG. **1A**, it is preferable that the diffracting grating **101** and the channel micromirrors **103** are placed respectively at the first and second (i.e., the front and back) focal points (on the opposing sides) of the focusing lens **102**. Such a telecentric arrangement allows the chief rays of the focused beams to be parallel to each other and generally parallel to the optical axis. In this application, the telecentric configuration further allows the reflected spectral channels to be efficiently coupled into the respective output ports, thereby minimizing various translational walk-off effects that may otherwise arise. Moreover, the input multi-wavelength optical signal is preferably collimated and circular in cross-section. The corresponding spectral channels diffracted from the diffraction grating **101** are generally elliptical in cross-section; they may be of the same size as the input beam in one dimension and elongated in the other dimension.

It is known that the diffraction efficiency of a diffraction grating is generally polarization-dependent. That is, the diffraction efficiency of a grating in a standard mounting configuration may be considerably higher for P-polarization that is perpendicular to the groove lines on the grating than for S-polarization that is orthogonal to P-polarization, especially as the number of groove lines (per unit length) increases. To mitigate such polarization-sensitive effects, a quarter-wave plate **104** may be optically interposed between the diffraction grating **101** and the channel micromirrors **103**, and preferably placed between the diffraction grating **101** and the focusing lens **102** as is shown in FIG. **1A**. In this way, each spectral channel experiences a total of approximately 90-degree rotation in polarization upon traversing the quarter-wave plate **104** twice. (That is, if a beam of light has P-polarization with first encountering the diffraction grating, it would have predominantly (if not all) S-polarization upon the second encountering, and vice versa.) This ensures that

all the spectral channels incur nearly the same amount of round-trip polarization dependent loss.

In the WSR apparatus **100** of FIG. **1A**, the diffraction grating **101**, by way of example, is oriented such that the focused spots of the spectral channels fall onto the channel micromirrors **103** in a horizontal array, as illustrated in FIG. **1B**.

Depicted in FIG. **1B** is a close-up view of the channel micromirrors **103** shown in the embodiment of FIG. **1A**. By way of example, the channel micromirrors **103** are arranged in a one-dimensional array along the x-axis (i.e., the horizontal direction in the figure), so as to receive the focused spots of the spatially separated spectral channels in a one-to-one correspondence. (As in the case of FIG. **1A**, only three spectral channels are illustrated, each represented by a converging beam.) Let the reflective surface of each channel micromirror lie in the x-y plane as defined in the figure and be movable, e.g., pivotable (or deflectable) about the x-axis in an analog (or continuous) manner. Each spectral channel, upon reflection, is deflected in the y-direction (e.g., downward) relative to its incident direction, so to be directed into one of the output ports **110-2** through **110-N** shown in FIG. **1A**.

As described above, a unique feature of the present invention is that the motion of each channel micromirror is individually and continuously controllable, such that its position, e.g., pivoting angle, can be continuously adjusted. This enables each channel micromirror to scan its corresponding spectral channel across all possible output ports and thereby direct the spectral channel to any desired output port. To illustrate this capability, FIG. **1C** shows a plot of coupling efficiency as a function of a channel micromirror's pivoting angle θ , provided by a ray-tracing model of a WSR apparatus in the embodiment of FIG. **1A**. As used herein, the coupling efficiency for a spectral channel is defined as the ratio of the amount of optical power coupled into the fiber core in an output port to the total amount of optical power incident upon the entrance surface of the fiber (associated with the fiber collimator grating serving as the output port). In the ray-tracing model, the input optical signal is incident upon a diffraction grating with 700 lines per millimeter at a grazing angle of 85 degrees, where the grating is blazed to optimize the diffraction efficiency for the "-1" order. The focusing lens has a focal length of 100 mm. Each output port is provided by a quarter-pitch GRIN lens (2 mm in diameter) coupled to an optical fiber (see FIG. **1D**). As displayed in FIG. **1C**, the coupling efficiency varies with the pivoting angle θ , and it requires about a 0.2-degree change in θ for the coupling efficiency to become practically negligible in this exemplary case. As such, each spectral channel may practically acquire any coupling efficiency value by way of controlling the pivoting angle of its corresponding channel micromirror. This is also to say that variable optical attenuation at the granularity of a single wavelength can be obtained in a WSR apparatus of the present invention. FIG. **1D** provides ray-tracing illustrations of two extreme points on the coupling efficiency vs. θ curve of FIG. **1C**: on-axis coupling corresponding to $\theta=0$, where the coupling efficiency is maximum; and off-axis coupling corresponding to $\theta=0.2$ degrees, where the representative collimated beam (representing an exemplary spectral channel) undergoes a significant translational walk-off and renders the coupling efficiency practically negligible. All in all, the exemplary modeling results thus described demonstrate the unique capabilities of the WSR apparatus of the present invention.

FIG. **1A** provides one of many embodiments of a WSR apparatus according to the present invention. In general, the

wavelength-separator is a wavelength-separating means that may be a ruled diffraction grating, a holographic diffraction grating, an echelle grating, a dispersing prism, or other types of spectral-separating means known in the art. The beam-focuser may be a focusing lens, an assembly of lenses, or other beam-focusing means known in the art. The focusing function may also be accomplished by using a curved diffraction grating as the wavelength-separator. The channel micromirrors may be provided by silicon micromachined mirrors, reflective ribbons (or membranes), or other types of beam-deflecting elements known in the art. And each micromirror may be pivoted about one or two axes. What is important is that the pivoting (or rotational) motion of each channel micromirror be individually controllable in an analog manner, whereby the pivoting angle can be continuously adjusted so as to enable the channel micromirror to scan a spectral channel across all possible output ports. The underlying fabrication techniques for micromachined mirrors and associated actuation mechanism are well documented in the art, see U.S. Pat. No. 5,629,790 for example. Moreover, a fiber collimator is typically in the form of a collimating lens (such as a GRIN lens) and a ferrule-mounted fiber packaged together in a mechanically rigid stainless steel (or glass) tube. The fiber collimators serving as the input and output ports may be arranged in a one-dimensional array, a two-dimensional array, or other desired spatial pattern. For instance, they may be conveniently mounted in a linear array along a V-groove fabricated on a substrate made of silicon, plastic, or ceramic, as commonly practiced in the art. It should be noted, however, that the input port and the output ports need not necessarily be in close spatial proximity with each other, such as in an array configuration (although a close packing would reduce the rotational range required for each channel micromirror). Those skilled in the art will know how to design a WSR apparatus according to the present invention, to best suit a given application.

A WSR apparatus of the present invention may further comprise an array of collimator-alignment mirrors, for adjusting the alignment of the input multi-wavelength optical signal and facilitating the coupling of the spectral channels into the respective output ports, as shown in FIGS. 2A-2B and 3.

Depicted in FIG. 2A is a second embodiment of a WSR apparatus according to the present invention. By way of example, WSR apparatus 200 is built upon and hence shares a number of the elements used in the embodiment of FIG. 1A, as identified by those labeled with identical numerals. Moreover, a one-dimensional array 220 of collimator-alignment mirrors 220-1 through 220-N is optically interposed between the diffraction grating 101 and the fiber collimator array 110. The collimator-alignment mirror 220-1 is designated to correspond with the input port 110-1, for adjusting the alignment of the input multi-wavelength optical signal and therefore ensuring that the spectral channels impinge onto the corresponding channel micromirrors. The collimator-alignment mirrors 220-2 through 220-N are designated to the output ports 110-2 through 110-N in a one-to-one correspondence, serving to provide angular control of the collimator beams of the reflected spectral channels and thereby facilitating the coupling of the spectral channels into the respective output ports according to desired coupling efficiencies. Each collimator-alignment mirror may be rotatable about one axis, or two axes.

The embodiment of FIG. 2A is attractive in applications where the fiber collimators (serving as the input and output ports) are desired to be placed in close proximity to the collimator-alignment mirror array 220. To best facilitate the

coupling of the spectral channels into the output ports, arrays of imaging lenses may be implemented between the collimator-alignment mirror array 220 and the fiber collimator array 110, as depicted in FIG. 2B. By way of example, WSR apparatus 250 of FIG. 2B is built upon and hence shares many of the elements used in the embodiment of FIG. 2A, as identified by those labeled with identical numerals. Additionally, first and second arrays 260, 270 of imaging lenses are placed in a 4-f telecentric arrangement with respect to the collimator-alignment mirror array 220 and the fiber collimator array 110. The dashed box 280 shown in FIG. 2C provides a top view of such a telecentric arrangement. In this case, the imaging lenses in the first and second arrays 260, 270 all have the same focal length f . The collimator-alignment mirrors 220-1 through 220-N are placed at the respective first (or front) focal points of the imaging lenses in the first array 260. Likewise, the fiber collimators 110-1 through 110-N are placed at the respective second (or back) focal points of the imaging lenses in the second array 270. And the separation between the first and second arrays 260, 270 of imaging lenses is $2f$. In this way, the collimator-alignment mirrors 220-1 through 220-N are effectively imaged onto the respective entrance surfaces (i.e., the front focal planes) of the GRIN lenses in the corresponding fiber collimators 110-1 through 110-N. Such a telecentric imaging system substantially eliminates translational walk-off of the collimated beams at the output ports that may otherwise occur as the mirror angles change.

FIG. 3 shows a fourth embodiment of a WSR apparatus according to the present invention. By way of example, WSR apparatus 300 is built upon and hence shares a number of the elements used in the embodiment of FIG. 2B, as identified by those labeled with identical numerals. In this case, the one-dimensional fiber collimator array 110 of FIG. 2B is replaced by a two-dimensional array 350 of fiber collimators, providing for an input-port and a plurality of output ports. Accordingly, the one-dimensional collimator-alignment mirror array 220 of FIG. 2B is replaced by a two-dimensional array 320 of collimator-alignment mirrors, and first and second one-dimensional arrays 260, 270 of imaging lenses of FIG. 2B are likewise replaced by first and second two-dimensional arrays 360, 370 of imaging lenses respectively. As in the case of the embodiment of FIG. 2B, the first and second two-dimensional arrays 360, 370 of imaging lenses are placed in a 4-f telecentric arrangement with respect to the two-dimensional collimator-alignment mirror array 320 and the two-dimensional fiber collimator array 350. The channel micromirror 103 must be pivotable biaxially in this case (in order to direct its corresponding spectral channel to any one of the output ports). As such, the WSR apparatus 300 is equipped to support a greater number of the output ports.

In addition to facilitating the coupling of the spectral channels into the respective output ports as described above, the collimator-alignment mirrors in the above embodiments also serve to compensate for misalignment (e.g., due to fabricated and assembly errors) in the fiber collimators that provide for the input and output ports. For instance, relative misalignment between the fiber cores and their respective collimating lenses in the fiber collimators can lead to pointing errors in the collimated beams, which may be corrected for by the collimator-alignment mirrors. For these reasons, the collimator-alignment mirrors are preferably rotatable about two axes. They may be silicon micromachined mirrors, for fast rotational speeds. They may also be other types of mirrors or beam-deflecting elements known in the art.

To optimize the coupling of the spectral channels into the output ports and further maintain the optimal optical alignment against environment effects such as temperature variations and mechanical instabilities over the course of operation, a WSR apparatus of the present invention may incorporate a servo-control assembly, for providing dynamic control of the coupling of the spectral channels into the respective output ports on a channel-by-channel basis. A WSR apparatus incorporating a servo-control assembly is termed a WSR-S apparatus, hereinafter in this specification.

FIG. 4A depicts a schematic illustration of a first embodiment of a WSR-S apparatus according to the present invention. The WSR-S apparatus 400 comprises a WSR apparatus 410 and a servo-control assembly 440. The WSR 410 may be in the embodiment of FIG. 1A, or any other embodiment in accordance with the present invention. The servo-control assembly 440 includes a spectral monitor 460, for monitoring the power levels of the spectral channels coupled into the output ports 420-1 through 420-N of the WSR apparatus 410. By way of example, the spectral monitor 460 is coupled to the output ports 420-1 through 420-N by way of fiber-optic couplers 420-1 through 420-N-C, wherein each fiber-optic coupler serves to tap off a predetermined fraction of the optical signal in the corresponding output port. The servo-control assembly 440 further includes a processing unit 470, in communication with the spectral monitor 460 and the channel micromirrors 430 of the WSR apparatus 410. The processing unit 470 uses the power measurements from the spectral monitor 460 to provide feedback control of the channel micromirrors 430 on an individual basis, so as to maintain a desired coupling efficiency for each spectral channel into a selected output port. As such, the servo-control assembly 440 provides dynamic control of the coupling of the spectral channels into the respective output ports on a channel-by-channel basis and thereby manages the power levels of the spectral channels coupled into the output ports. The power levels of the spectral channels in the output ports may be dynamically managed according to demand, or maintained at desired values (e.g., equalized at a predetermined value) in the present invention. Such a spectral power-management capability is essential in WDM optical networking applications, as discussed above.

FIG. 4B depicts a schematic illustration of a second embodiment of a WSR-S apparatus according to the present invention. The WSR-S apparatus 450 comprises a WSR apparatus 480 and a servo-control assembly 490. In addition to the channel micromirrors 430 (and other elements identified by the same numerals as those used in FIG. 4A), the WSR apparatus 480 further includes a plurality of collimator-alignment mirrors 485, and may be configured according to the embodiments of FIGS. 2A, 2B, 3, or any other embodiment in accordance with the present invention. By way of example, the servo-control assembly 490 includes the spectral monitor 460 as described in the embodiment of FIG. 4A, and a processing unit 495. In this case, the processing unit 495 is in communication with the channel micromirrors 430 and the collimator-alignment mirrors 485 of the WSR apparatus 480, as well as the spectral monitor 460. The processing unit 495 uses the power measurements from the spectral monitor 460 to provide dynamic control of the channel micromirrors 430 along with the collimator-alignment mirrors 485, so to maintain the coupling efficiencies of the spectral channels into the output ports at desired values.

In the embodiment of FIG. 4A or 4B, the spectral monitor 460 may be one of spectral power monitoring devices known in the art that is capable of detecting the power levels

of spectral components in a multi-wavelength optical signal. Such devices are typically in the form of a wavelength-separating means (e.g., a diffraction grating) that spatially separates a multi-wavelength optical signal by wavelength into constituent spectral components, and one or more optical sensors (e.g., an array of photodiodes) that are configured such to detect the power levels of these spectral components. The processing unit 470 in FIG. 4A (or the processing unit 495 in FIG. 4B) typically includes electrical circuits and signal processing programs for processing the power measurements received from the spectral monitor 460 and generating appropriate control signals to be applied to the channel micromirrors 430 (and the collimator-alignment mirrors 485 in the case of FIG. 4B), so to maintain the coupling efficiencies of the spectral channels into the output ports at desired values. The electronic circuitry and the associated signal processing algorithm/software for such processing unit in a servo-control system are known in the art. A skilled artisan will know how to implement a suitable spectral monitor along with an appropriate processing unit to provide a servo-control assembly in a WSR-S apparatus according to the present invention, for a given application.

The incorporation of a servo-control assembly provides additional advantages of effectively relaxing the requisite fabrication tolerances and the precision of optical alignment during initial assembly of a WSR apparatus of the present invention, and further enabling the system to correct for shift in the alignment over the course of operation. By maintaining an optimal optical alignment, the optical losses incurred by the spectral channels are also significantly reduced. As such, the WSR-S apparatus thus constructed in simpler and more adaptable in structure, more robust in performance, and lower in cost and optical loss. Accordingly, the WSR-S (or WSR) apparatus of the present invention may be used to construct a variety of operable devices and utilized in many applications.

For instance, by directing the spectral channels into the output ports in a one-channel-per-port fashion and coupling the output ports of a WSR-S (or WSR) apparatus to an array of optical sensors (e.g., photodiodes), or a single optical sensor that is capable of scanning across the output ports, a dynamic and versatile spectral power monitor (or channel analyzer) is provided, which would be highly desired in WDM optical networking applications. Moreover, a novel class of optical add-drop multiplexers (OADMs) may be built upon the WSR-S (or WSR) apparatus of the present invention, as exemplified in the following embodiments.

FIG. 5 depicts an exemplary embodiment of an optical add-drop multiplexer (OADM) according to the present invention. By way of example, OADM 500 comprises a WSR-S (or WSR) apparatus 510 and an optical combiner 550. An input port 520 of the WSR-S apparatus 510 transmits a multi-wavelength optical signal. The constituent spectral channels are subsequently separated and routed into a plurality of output ports, including a pass-through port 530 and one or more drop ports 540-1 through 540-N ($N \geq 1$). The pass-through port 530 may receive any number of the spectral channels (i.e., the pass-through spectral channels). Each drop port may also receive any number of the spectral channels (i.e., the drop spectral channels). The pass-through port 530 is optically coupled to the optical combiner 550, which serves to combine the pass-through spectral channels with one or more add spectral channels provided by one or more add ports 560-1 through 560-M ($M \geq 1$). The combined optical signal is then routed into an existing port 570, providing an output multi-wavelength optical signal.

In the above embodiment, the optical combiner 550 may be a $K \times 1$ ($K \geq 2$) broadband fiber-optic coupler, wherein

there are K input-ends and one output-end. The pass-through spectral channels and the add spectral channels are fed into the K input-ends (e.g., in a one-to-one correspondence) and the combined optical signal exits from the output-end of the K×1 fiber-optic coupler as the output multi-wavelength optical signal of the system. Such a multiple-input coupler also serves the purpose of multiplexing a multiplicity of add spectral channels to be coupled into the OADM 500. If the power levels of the spectral channels in the output multi-wavelength optical signal are desired to be actively managed, such as being equalized at a predetermined value, two spectral monitors may be utilized. As a way of example, the first spectral monitor may receive optical signals tapped off from the pass-through port 530 and the drop ports 540-1 through 540-N (e.g., by way of fiber-optic couplers as depicted in FIG. 4A or 4B). The second spectral monitor receives optical signals tapped off from the exiting port 570. A servo-control system may be constructed accordingly for monitoring and controlling the pass-through, drop and add spectral channels. As such, the embodiment of FIG. 5 provides a versatile optical add-drop multiplexer in a simple and low-cost assembly, while providing multiple physically separate drop/add ports in a dynamically reconfigurable fashion.

FIG. 6 depicts an alternative embodiment of an optical add-drop multiplexer (OADM) according to the present invention. By way of example, OADM 600 comprises a first WSR-S apparatus 610 optically coupled to a second WSR-S apparatus 650. Each WSR-S apparatus may be in the embodiment of FIG. 4A or 4B. (A WSR apparatus of the embodiment of FIG. 1A, 2A, 2B, or 3 may be alternatively implemented.) The first WSR-S apparatus 610 includes an input port 620, a pass-through port 630, and one or more drop ports 640-1 through 640-N ($N \geq 1$). The pass-through spectral channels from the pass-through port 630 are further coupled to the second WSR-S apparatus 650, along with one or more add spectral channels emerging from add ports 660-1 through 660-M ($M \geq 1$). In this exemplary case, the pass-through port 630 and the add ports 660-1 through 660-M constitute the input ports for the second WSR-S apparatus 650. By way of its constituent wavelength-separator (e.g., a diffraction grating) and channel micromirrors (not shown in FIG. 6), the second WSR-R apparatus 650 serves to multiplex the pass-through spectral channels and the add spectral channels, and route the multiplexed optical signal into an exiting port 770 to provide an output signal of the system.

In the embodiment of FIG. 6, one WSR-S apparatus (e.g., the first WSR-S apparatus 610) effectively performs dynamic drop function, whereas the other WSR-S apparatus (e.g., the second WSR-S apparatus 650) carries out dynamic add function. And there are essentially no fundamental restrictions on the wavelengths that can be added or dropped (other than those imposed by the overall communication system). Moreover, the underlying OADM architecture thus presented is intrinsically scalable and can be readily extended to any number of cascaded WSR-S (or WSR) systems, if so desired for performing intricate add and drop functions. Additionally, the OADM of FIG. 6 may be operated in reverse direction, by using the input ports as the output ports, the drop ports as the add ports, and vice versa.

Those skilled in the art will recognize that the aforementioned embodiments provide only two of many embodiments of a dynamically reconfigurable OADM according to the present invention. Those skilled in the art will also appreciate that various changes, substitutions, and alternations can be made herein without departing from the prin-

ciples and the scope of the invention as defined in the appended claims. Accordingly, a skilled artisan can design an OADM in accordance with the principles of the present invention, to best suit a given application.

Although the present invention and its advantages have been described in detail, it should be understood that various changes, substitutions, and alternations can be made herein without departing from the principles and the scope of the invention. Accordingly, the scope of the present invention should be determined by the following claims and their legal equivalents.

What is claimed is:

1. A wavelength-separating-routing apparatus, comprising:

a) multiple fiber collimators, providing an input port for a multi-wavelength optical signal and a plurality of output ports;

b) a wavelength-separator, for separating said multi-wavelength optical signal from said input port into multiple spectral channels;

c) a beam-focuser, for focusing said spectral channels into corresponding spectral spots; and

d) a spatial array of channel micromirrors positioned such that each channel micromirror receives one of said spectral channels, said channel micromirrors being individually and continuously controllable to reflect said spectral channels into selected ones of said output ports.

2. The wavelength-separating-routing apparatus of claim 1 further comprising a servo-control assembly, in communication with said channel micromirrors and said output ports, for providing control of said channel micromirrors and thereby maintaining a predetermined coupling of each reflected spectral channel into one of said output ports.

3. The wavelength-separating-routing apparatus of claim 2 wherein said servo-control assembly comprises a spectral monitor for monitoring power levels of said spectral channels coupled into said output ports, and a processing unit responsive to said power levels for providing control of said channel micromirrors.

4. The wavelength-separating-routing apparatus of claim 3 wherein said servo-control assembly maintains said power levels at a predetermined value.

5. The wavelength-separating-routing apparatus of claim 1 further comprising an array of collimator-alignment mirrors, in optical communication with said wavelength-separator and said fiber collimators, for adjusting an alignment of said multi-wavelength optical signal from said input port and directing said reflected spectral channels into said output ports.

6. The wavelength-separating-routing apparatus of claim 5 wherein each collimator-alignment mirror is rotatable about one axis.

7. The wavelength-separating-routing apparatus of claim 5 wherein each collimator-alignment mirror is rotatable about two axes.

8. The wavelength-separating-routing apparatus of claim 5 further comprising first and second arrays of imaging lenses, in a telecentric arrangement with said collimator-alignment mirrors and said fiber collimators.

9. The wavelength-separating-routing apparatus of claim 1 wherein each channel micromirror is continuously pivotable about one axis.

10. The wavelength-separating-routing apparatus of claim 1 wherein each channel micromirror is pivotable about two axes.

11. The wavelength-separating-routing apparatus of claim 10 wherein said fiber collimators are arranged in a two-dimensional array.

12. The wavelength-separating-routing apparatus of claim 1 wherein each channel micromirror is a silicon micromachined mirror.

13. The wavelength-separating-routing apparatus of claim 1 wherein said fiber collimators are arranged in a one-dimensional array.

14. The wavelength-separating-routing apparatus of claim 1 wherein said beam-focuser comprises a focusing lens having first and second focal points.

15. The wavelength-separating-routing apparatus of claim 14 wherein said wavelength-separator and said channel micromirrors are placed respectively at said first and second focal points of said focusing lens.

16. The wavelength-separating-routing apparatus of claim 1 wherein said beam-focuser comprises an assembly of lenses.

17. The wavelength-separating-routing apparatus of claim 1 wherein said wavelength-separator comprises an element selected from the group consisting of ruled diffraction gratings, holographic diffraction gratings, echelle gratings, curved diffraction gratings, and dispersing gratings.

18. The wavelength-separating-routing apparatus of claim 1 further comprising a quarter-wave plate optically interposed between said wavelength-separator and said channel micromirrors.

19. The wavelength-separating-routing apparatus of claim 1 wherein each output port carries a single one of said spectral channels.

20. The wavelength-separating-routing apparatus of claim 19 further comprising one or more optical sensors, optically coupled to said output ports.

21. A servo-based optical apparatus comprising:

- a) multiple fiber collimators, providing an input port for a multi-wavelength optical signal and a plurality of output ports;
- b) a wavelength-separator, for separating said multi-wavelength optical signal from said input port into multiple spectral channels;
- c) a beam-focuser, for focusing said spectral channels into corresponding spectral spots; and
- d) a spatial array of channel micromirrors positioned such that each channel micromirror receives one of said spectral channels, said channel micromirrors being individually controllable to reflect said spectral channels into selected ones of said output ports; and
- e) a servo-control assembly, in communication with said channel micromirrors and said output ports, for maintaining a predetermined coupling of each reflected spectral channel into one of said output ports.

22. The servo-based optical apparatus of claim 21 wherein said servo-control assembly comprises a spectral monitor for monitoring power levels of said spectral channels coupled into said output ports, and a processing unit responsive to said power levels for providing control of said channel micromirrors.

23. The servo-based optical apparatus of claim 22 wherein said servo-control assembly maintains said power levels at a predetermined value.

24. The servo-based optical apparatus of claim 21 further comprising an array of collimator-alignment mirrors, in optical communication with said wavelength-separator and said fiber collimators, for adjusting an alignment of said multi-wavelength optical signal from said input port and directing said reflected spectral channels into said output ports.

25. The servo-based optical apparatus of claim 24 further comprising first and second arrays of imaging lenses, in a telecentric arrangement with said collimator-alignment mirrors and said fiber collimators.

26. The servo-based optical apparatus of claim 24 wherein each collimator-alignment mirror is rotatable about at least one axis.

27. The servo-based optical apparatus of claim 21 wherein each channel micromirror is continuously pivotable about at least one axis.

28. The servo-based optical apparatus of claim 21 wherein each channel micromirror is a silicon micromachined mirror.

29. The servo-based optical apparatus of claim 21 wherein said wavelength-separator comprises an element selected from the group consisting of ruled diffraction gratings, holographic diffraction gratings, echelle gratings, curved diffraction gratings, and dispersing prisms.

30. The servo-based optical apparatus of claim 21 wherein said beam-focuser comprises one or more lenses.

31. An optical apparatus comprising:

- a) an array of fiber collimators, providing an input port for a multi-wavelength optical signal and a plurality of output ports;
- b) a wavelength-separator, for separating said multi-wavelength optical signal from said input port into multiple spectral channels;
- c) a beam-focuser, for focusing said spectral channels into corresponding spectral spots;
- d) a spatial array of channel micromirrors positioned such that each channel micromirror receives one of said spectral channels, said channel micromirrors being individually and continuously controllable to reflect said spectral channels into selected ones of said output ports; and
- e) a one-dimensional array of collimator-alignment mirrors, for adjusting an alignment of said multi-wavelength optical signal from said input port and directing said reflected spectral channels into said output ports.

32. The optical apparatus of claim 31 further comprising a servo-control assembly, in communication with said channel micromirrors, said collimator-alignment mirrors, and said output ports, for providing control of said channel micromirrors along with said collimator-alignment mirrors and thereby maintaining a predetermined coupling of each reflected spectral channel into one of said output ports.

33. The optical apparatus of claim 32 wherein said servo-control assembly comprises a spectral monitor for monitoring power levels of said spectral channels coupled into said output ports, and a processing unit responsive to said power levels for providing control of said channel micromirrors and said collimator-alignment mirrors.

34. The optical apparatus of claim 31 wherein each channel micromirror is continuously pivotable about at least one axis.

35. The optical apparatus of claim 31 wherein each collimator-alignment mirror is rotatable about at least one axis.

36. The optical apparatus of claim 31 further comprising first and second arrays of imaging lenses, in a telecentric arrangement with said collimator-alignment mirrors and said fiber collimators.

37. An optical apparatus comprising:

- a) an array of fiber collimators, providing an input port for a multi-wavelength optical signal and a plurality of output ports;

- b) a wavelength-separator, for separating said multi-wavelength optical signal from said input port into multiple spectral channels;
- c) a beam-focuser, for focusing said spectral channels into corresponding spectral spots;
- d) a spatial array of channel micromirrors positioned such that each channel micromirror receives one of said spectral channels, said channel micromirrors being individually and continuously controllable to reflect said spectral channels into selected ones of said output ports; and
- e) a two-dimensional array of collimator-alignment mirrors, for adjusting an alignment of said multi-wavelength optical signal from said input port and directing said reflected spectral channels into said output ports.

38. The optical apparatus of claim 37 further comprising a servo-control assembly, in communication with said channel micromirrors, and collimator-alignment mirrors, and said output ports, for providing control of said channel micromirrors along with said collimator-alignment mirrors and thereby maintaining a predetermined coupling of each reflected spectral channel into one of said output ports.

39. The optical apparatus of claim 38 wherein said servo-control assembly comprises a spectral monitor for monitoring power levels of said spectral channels coupled into said output ports, and a processing unit responsive to said power levels for providing control of said channel micromirrors and said collimator-alignment mirrors.

40. The optical apparatus of claim 37 wherein each collimator-alignment mirror is rotatable about at least one axis.

41. The optical apparatus of claim 37 wherein each channel micromirror is continuously pivotable about at least one axis.

42. The optical apparatus of claim 41 wherein each channel micromirrors is pivotable about two axes, and wherein said fiber collimators are arranged in a two-dimensional array.

43. The optical apparatus of claim 37 further comprising first and second arrays of imaging lenses, in a telecentric arrangement with said collimator-alignment mirrors and said fiber collimators.

44. An optical system comprising a wavelength-separating-routing apparatus, wherein said wavelength-separating-routing apparatus includes:

- a) an array of fiber collimators, providing an input port for a multi-wavelength optical signal and a plurality of output ports including a pass-through port and one or more drop ports;
- b) a wavelength-separator, for separating said multi-wavelength optical signal from said input port into multiple spectral channels;
- c) a beam-focuser, for focusing said spectral channels into corresponding spectral spots; and
- d) a spatial array of channel micromirrors positioned such that each channel micromirror receives one of said spectral channels, said channel micromirrors being individually and continuously pivotable to reflect said spectral channels into selected ones of said output ports, whereby said pass-through port receives a subset of said spectral channels.

45. The optical system of claim 44 further comprising a servo-control assembly, in communication with said channel micromirrors and said output ports, for providing control of said channel micromirrors and thereby maintaining a pre-

determined coupling of each reflected spectral channel into one of said output ports.

46. The optical system of claim 45 wherein said servo-control assembly comprises a spectral monitor for monitoring power levels of said spectral channels coupled into said output ports, and a processing unit responsive to said power levels for providing control of said channel micromirrors.

47. The optical system of claim 44 further comprising an array of collimator-alignment mirrors, in optical communication with said wavelength-separator and said fiber collimators, for adjusting an alignment of said multi-wavelength optical signal from said input port and directing said reflected spectral channels into said output ports.

48. The optical system of claim 47 further comprising first and second arrays of imaging lenses, in a telecentric arrangement with said collimator-alignment mirrors and said fiber collimators.

49. The optical system of claim 47 wherein each collimator-alignment mirror is rotatable about at least one axis.

50. The optical system of claim 44 wherein each channel micromirror is pivotable about at least one axis.

51. The optical system of claim 44 wherein each channel micromirror is a silicon micromachined mirror.

52. The optical system of claim 44 wherein said beam-focuser comprises a focusing lens having first and second focal points, and wherein said wavelength-separator and said channel micromirrors are placed respectively at said first and second focal points.

53. The optical system of claim 44 wherein said wavelength-separator comprises an element selected from the group consisting of ruled diffraction gratings, holographic diffraction gratings, echelle gratings, curved diffraction gratings, and dispersing prisms.

54. The optical system of claim 44 further comprising a quarter-wave plate optically interposed between said wavelength-separator and said channel micromirrors.

55. The optical system of claim 44 further comprising an auxiliary wavelength-separating-routing apparatus, including:

- a) multiple auxiliary fiber collimators, providing a plurality of auxiliary input ports and an exiting port;
- b) an auxiliary wavelength-separator;
- c) an auxiliary beam-focuser; and
- d) a spatial array of auxiliary channel micromirrors;

wherein said subset of said spectral channels in said pass-through port and one or more add spectral channels are directed into said auxiliary input ports, and multiplexed into an output optical signal directed into said exiting port by way of said auxiliary wavelength-separator, said auxiliary beam-focuser and said auxiliary channel micromirrors.

56. The optical system of claim 55 wherein said auxiliary channel micromirrors are individually pivotable.

57. The optical system of claim 55 wherein each auxiliary channel micromirror is pivotable continuously about at least one axis.

58. The optical system of claim 55 wherein each auxiliary channel micromirror is a silicon micromachined mirror.

59. The optical system of claim 55 wherein said auxiliary wavelength-separator comprises an element selected from the group consisting of ruled diffraction gratings, holographic diffraction gratings, echelle gratings, curved diffraction gratings, and dispersing prisms.

60. The optical system of claim 55 wherein said pass-through port constitutes one of said auxiliary input ports.

19

61. A method of performing dynamic wavelength separating and routing, comprising:

- a) receiving a multi-wavelength optical signal from an input port;
- b) separating said multi-wavelength optical signal into multiple spectral channels;
- c) focusing said spectral channels onto a spatial array of corresponding beam-deflecting elements, whereby each beam-deflecting element receives one of said spectral channels; and
- d) dynamically and continuously controlling said beam-deflecting elements, thereby directing said spectral channels into a plurality of output ports.

62. The method of claim 61 further comprising the step of providing feedback control of said beam-deflecting elements, thereby maintaining a predetermining coupling of each spectral channel directed into one of said output ports.

20

63. The method of claim 62 further comprising the step of maintaining power levels of said spectral channels directed into said output ports at a predetermining value.

64. The method of claim 61 wherein each spectral channel is directed into a separate output port.

65. The method of claim 61 wherein a subset of said spectral channels is directed into one of said output ports, thereby providing one or more pass-through spectral channels.

66. The method of claim 65 further comprising the step of multiplexing said pass-through spectral channels with one or more add spectral channels, so as to provide an output optical signal.

67. The method of claim 61 wherein said beam-deflecting elements comprise an array of silicon micromachined mirrors.

* * * * *

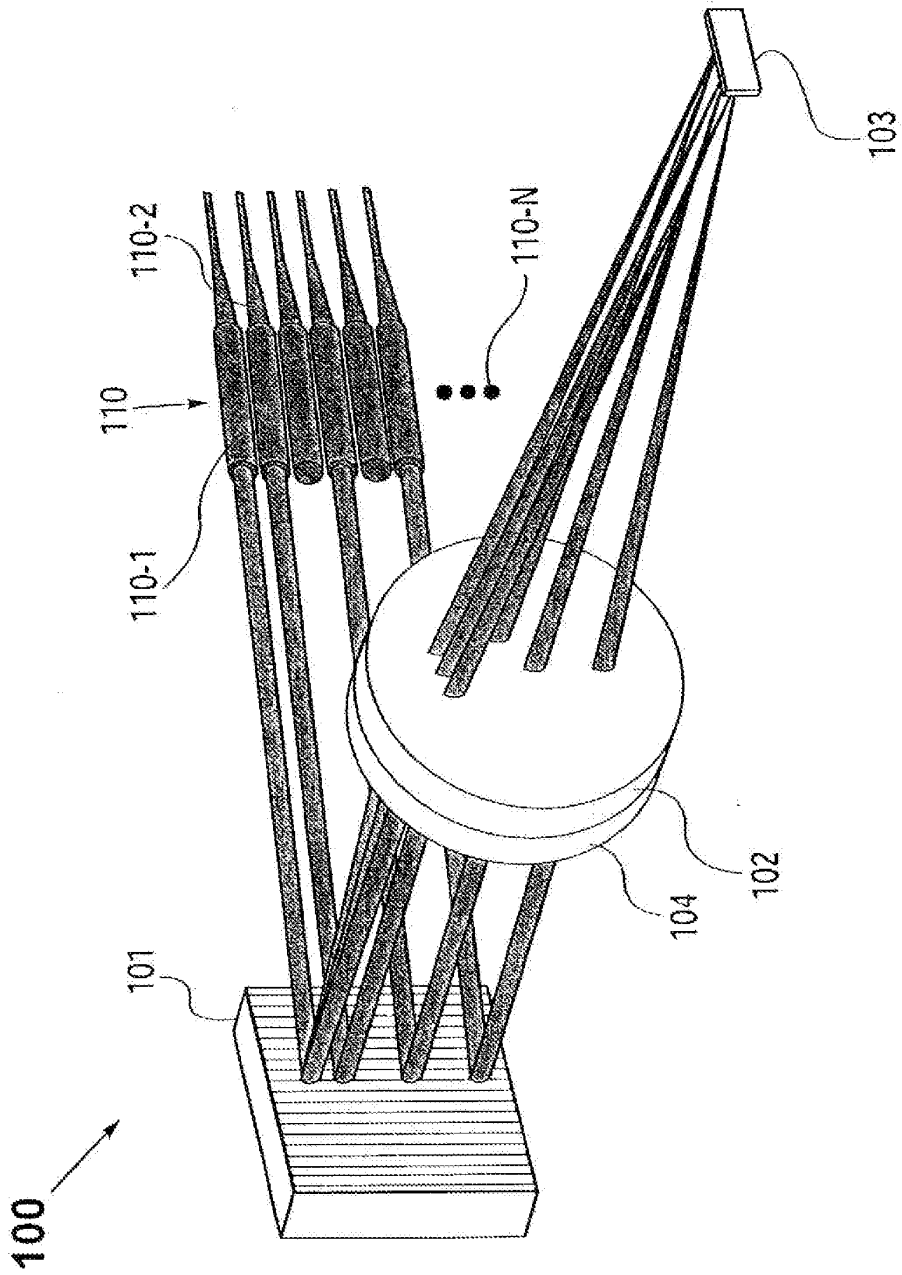


Fig. 1A

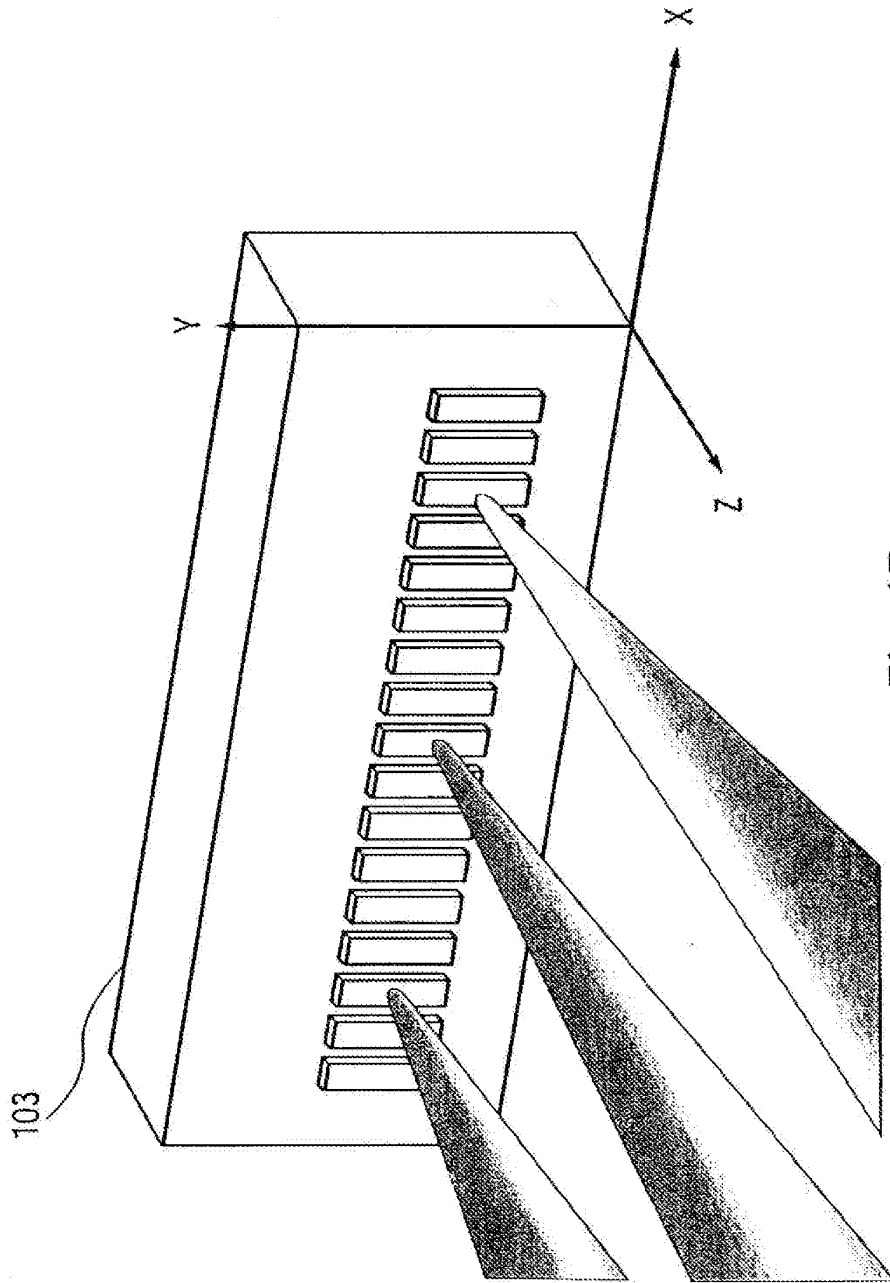


Fig. 1B

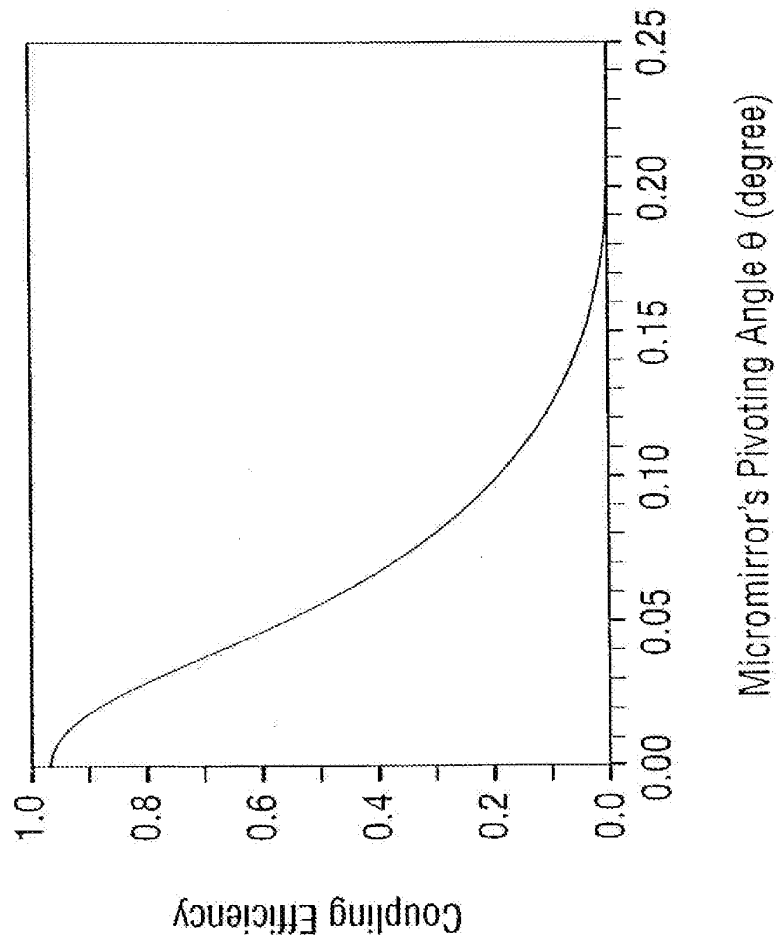


Fig. 1C

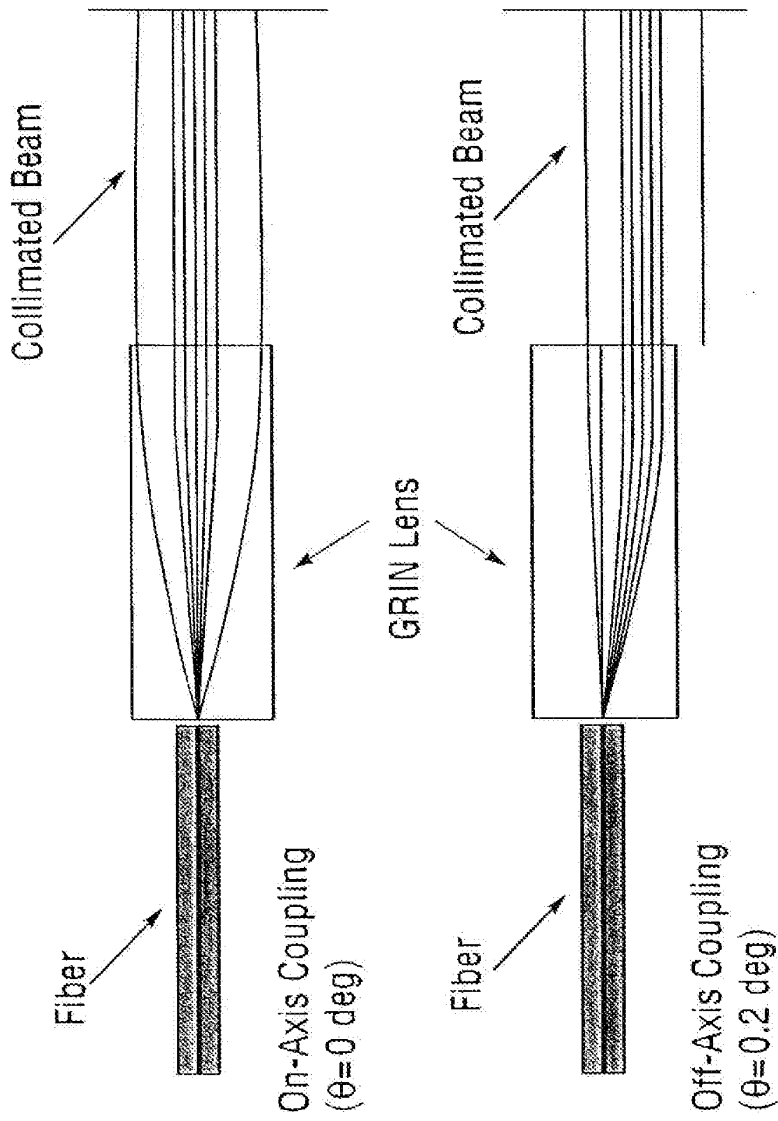


Fig. 1D

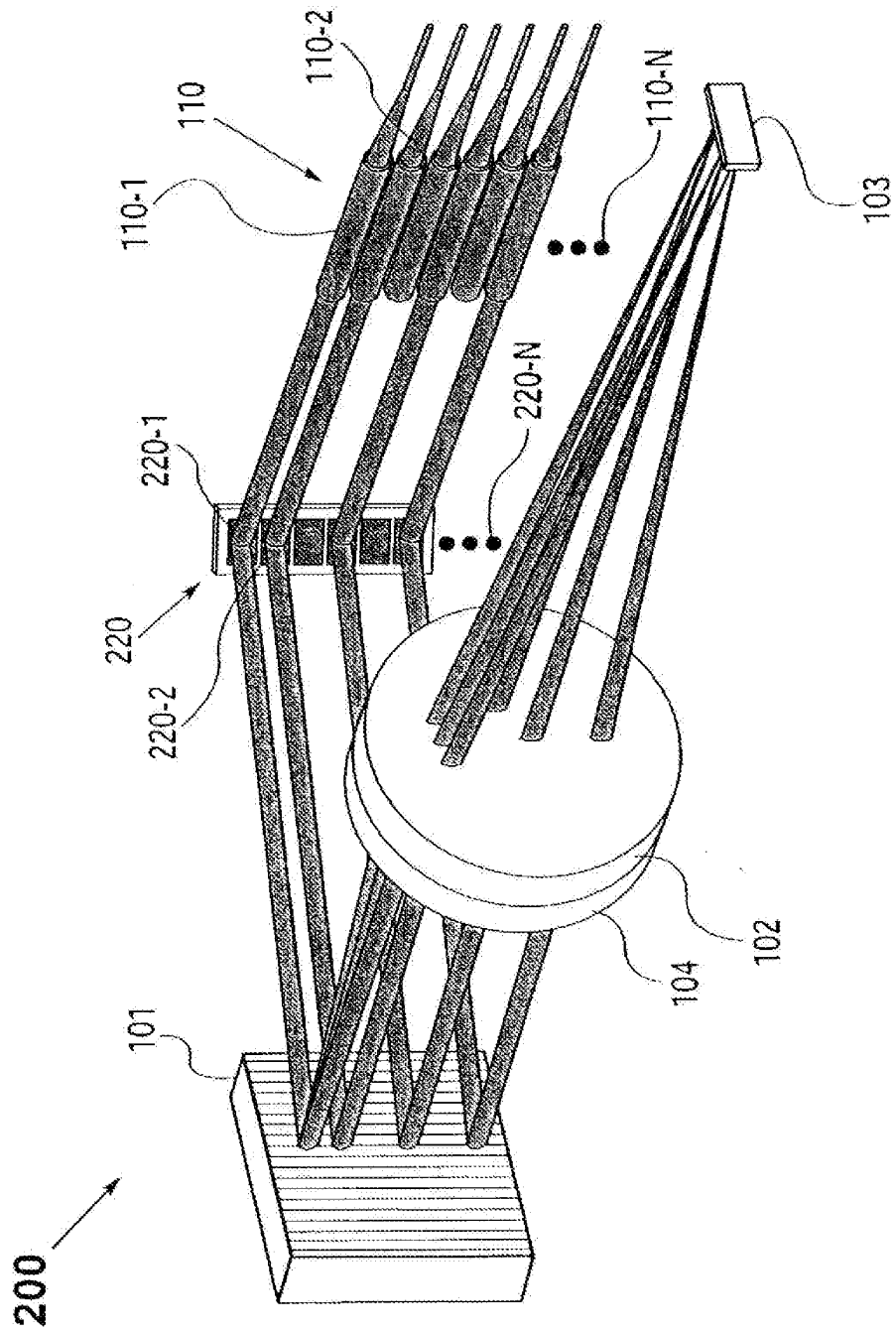


Fig. 2A

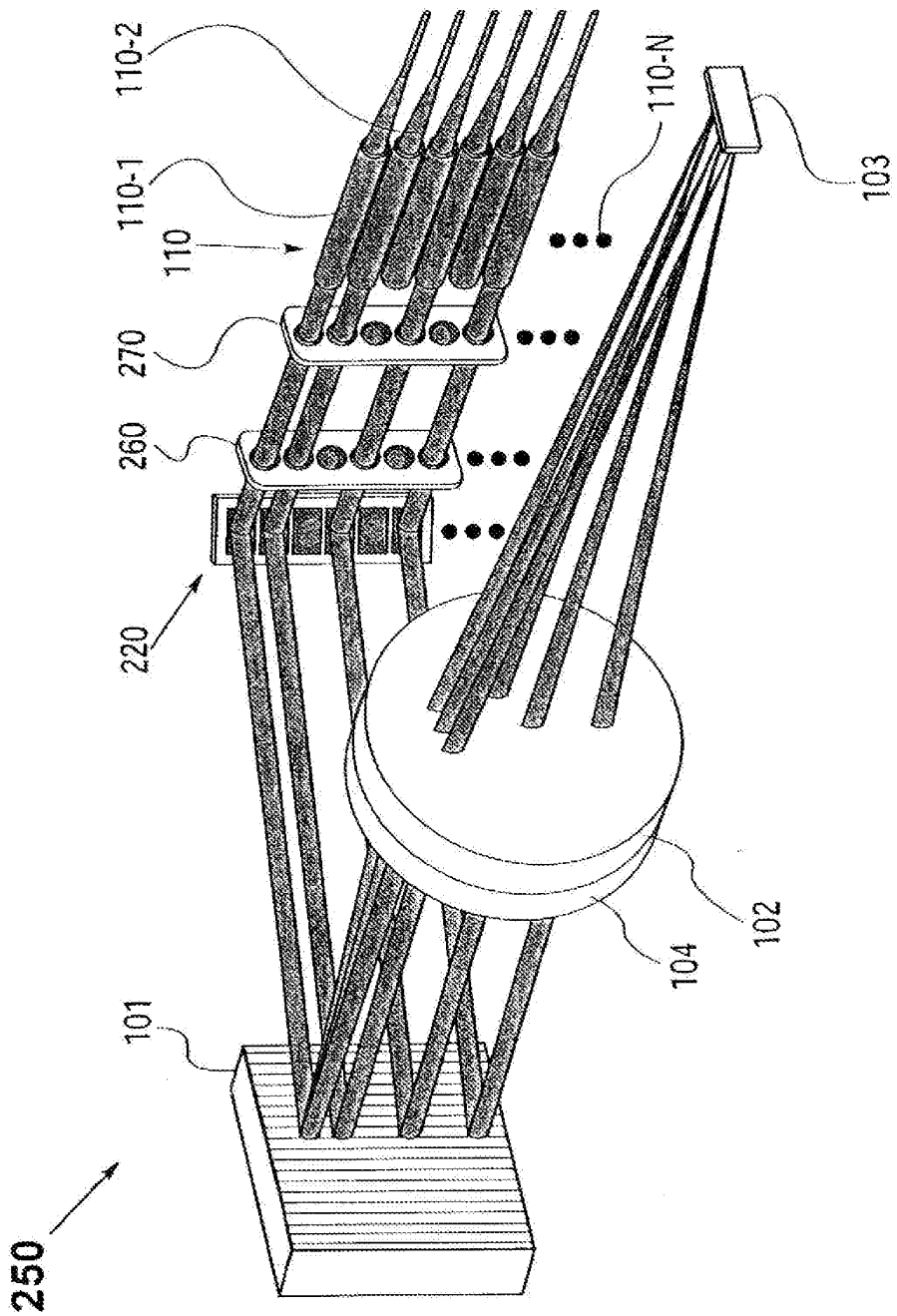


Fig. 2B

7/12

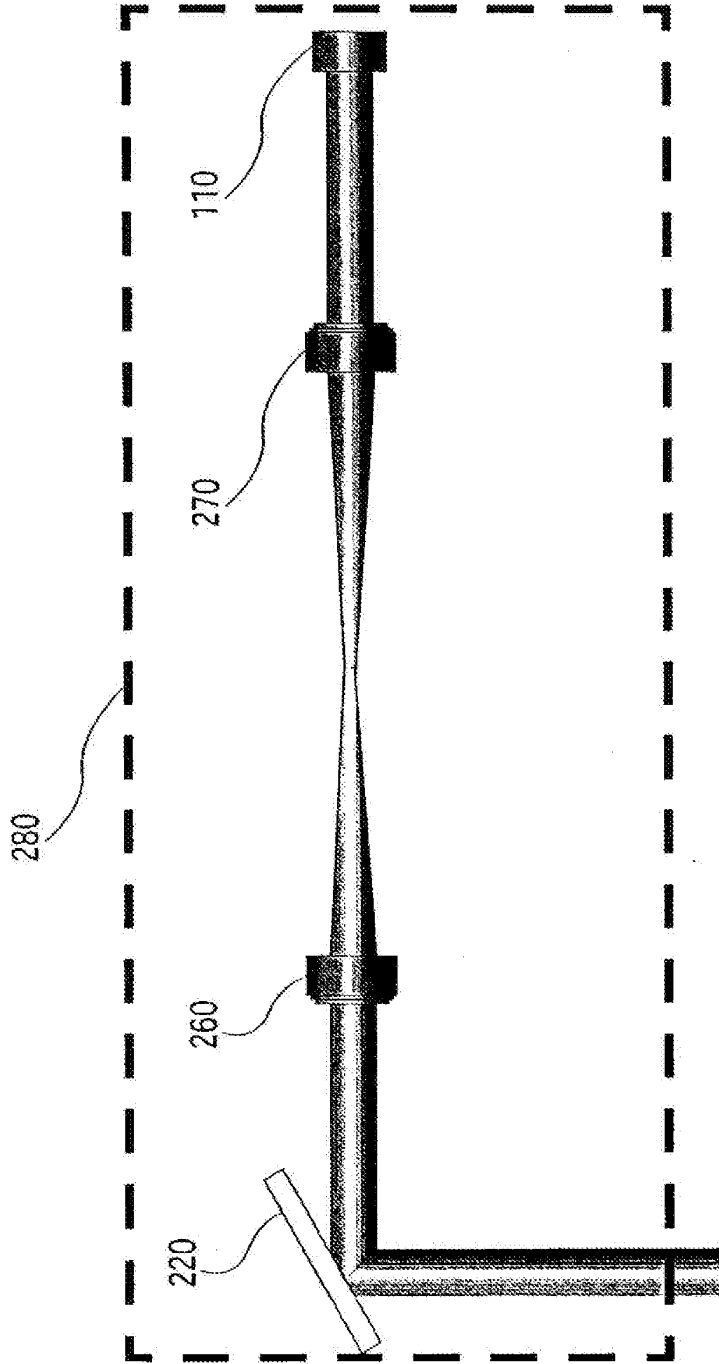


Fig. 2C

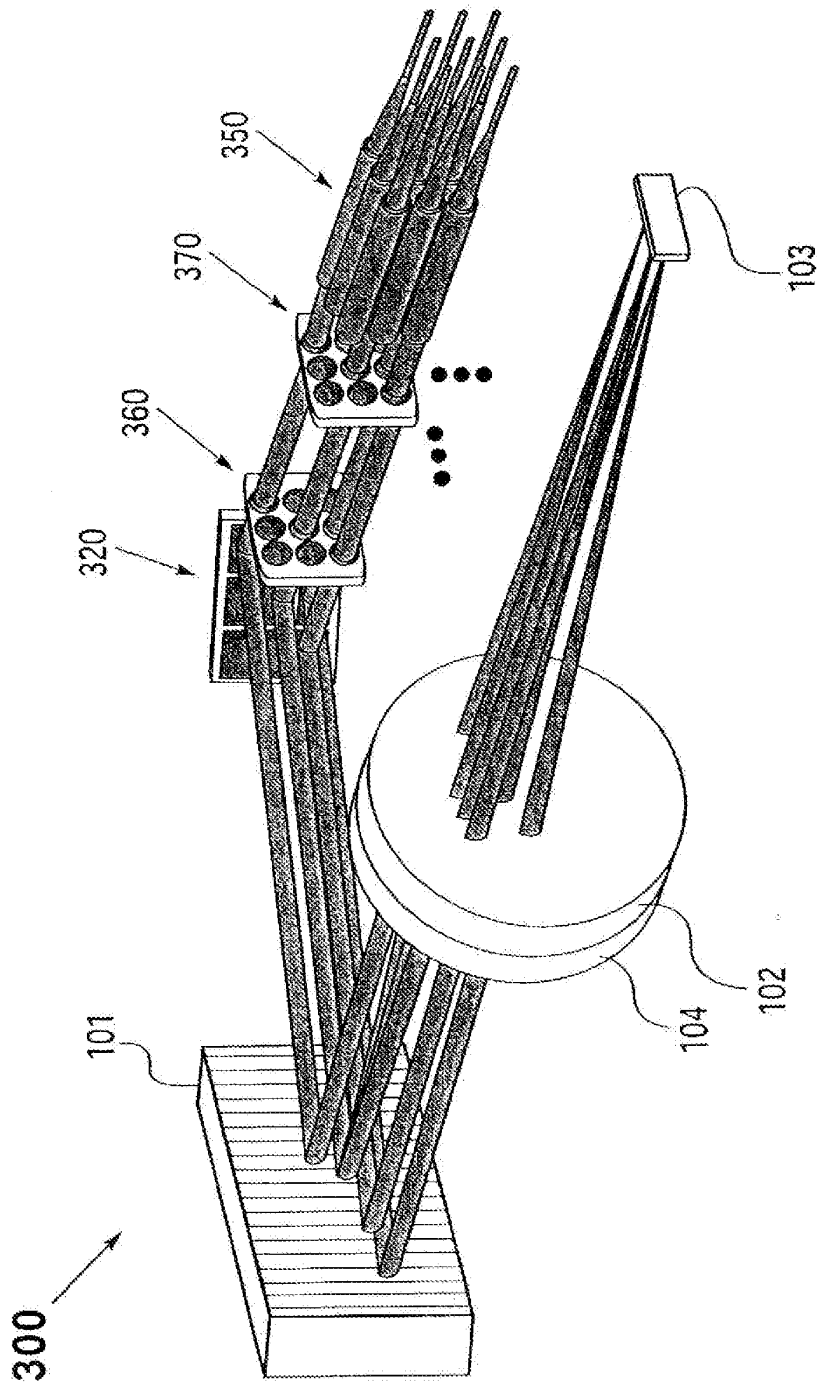


Fig. 3

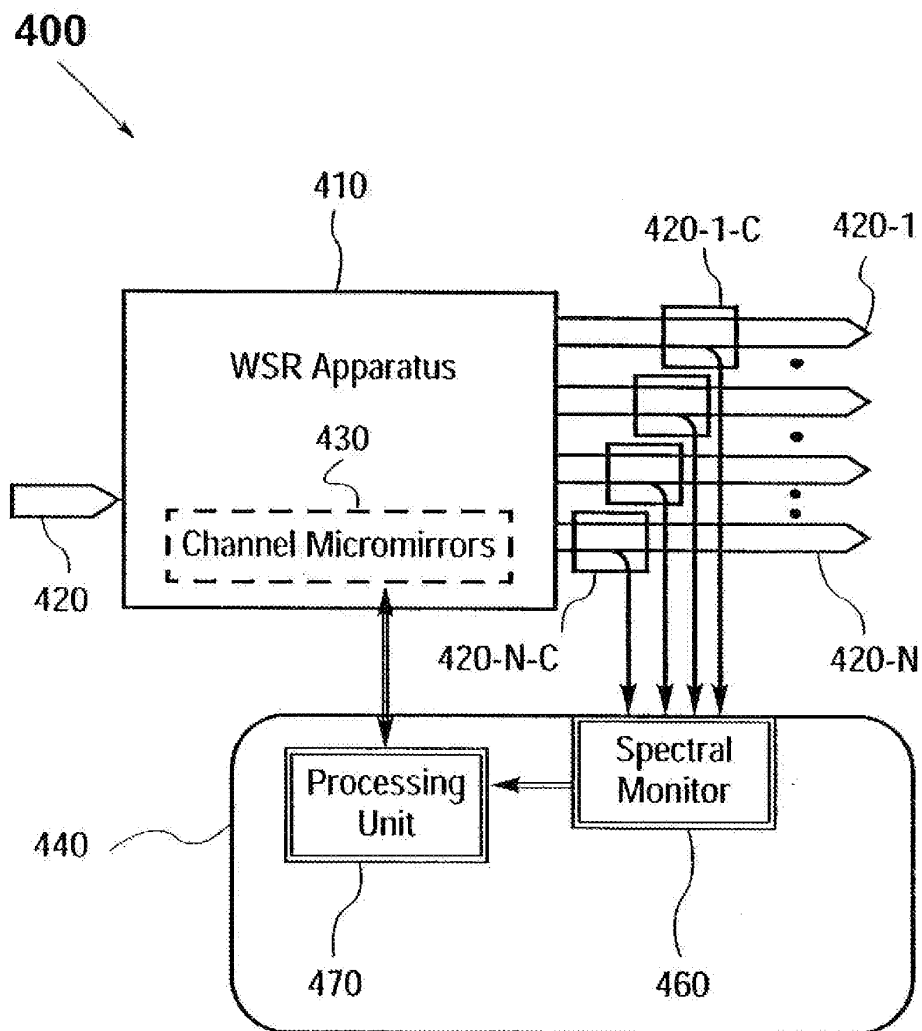


Fig. 4A

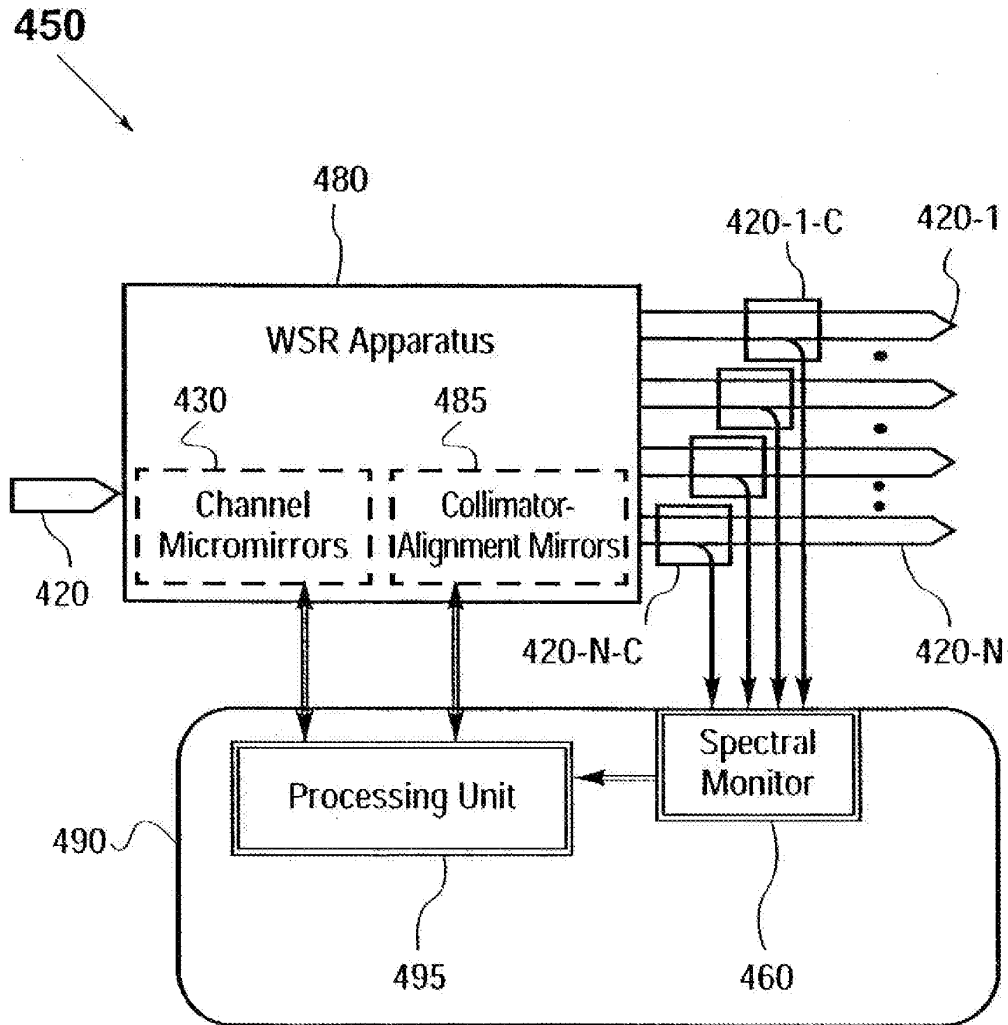


Fig. 4B

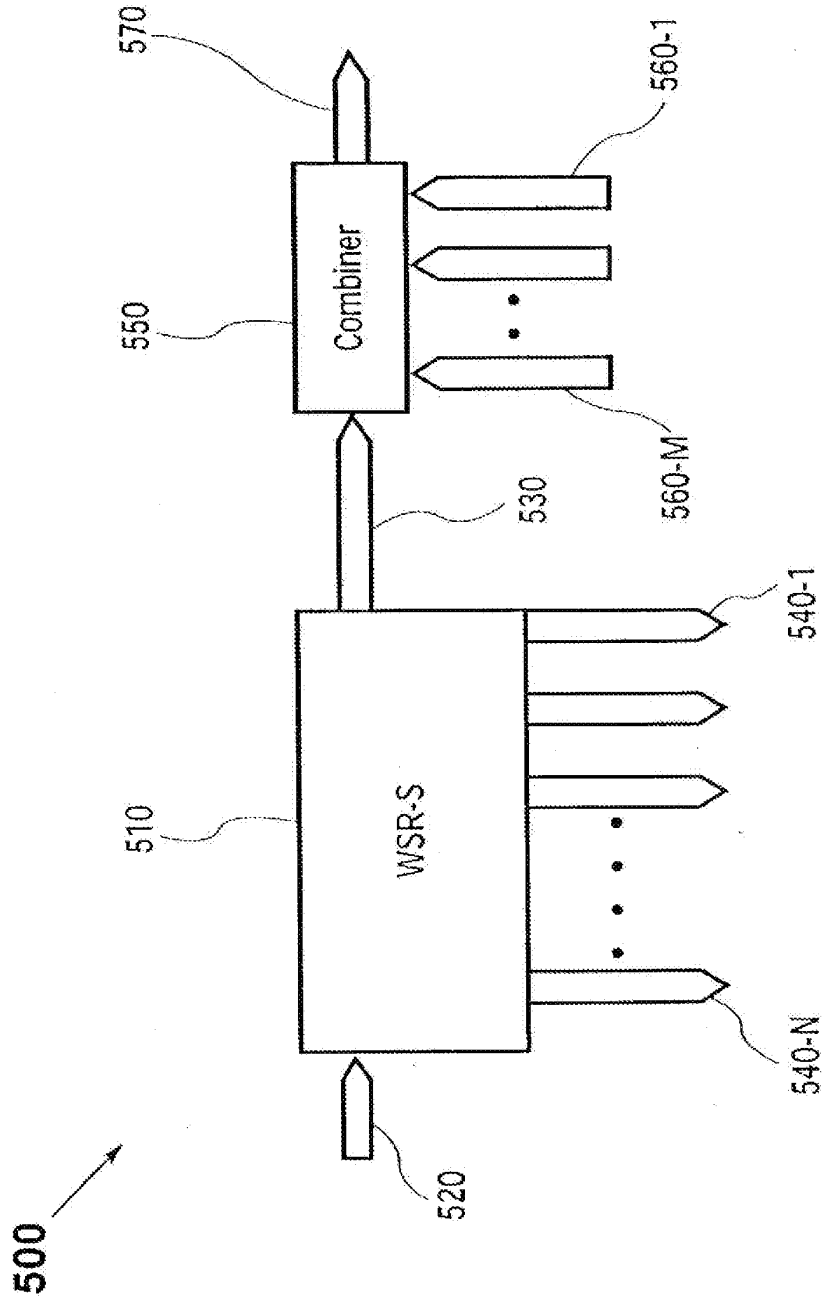


Fig. 5

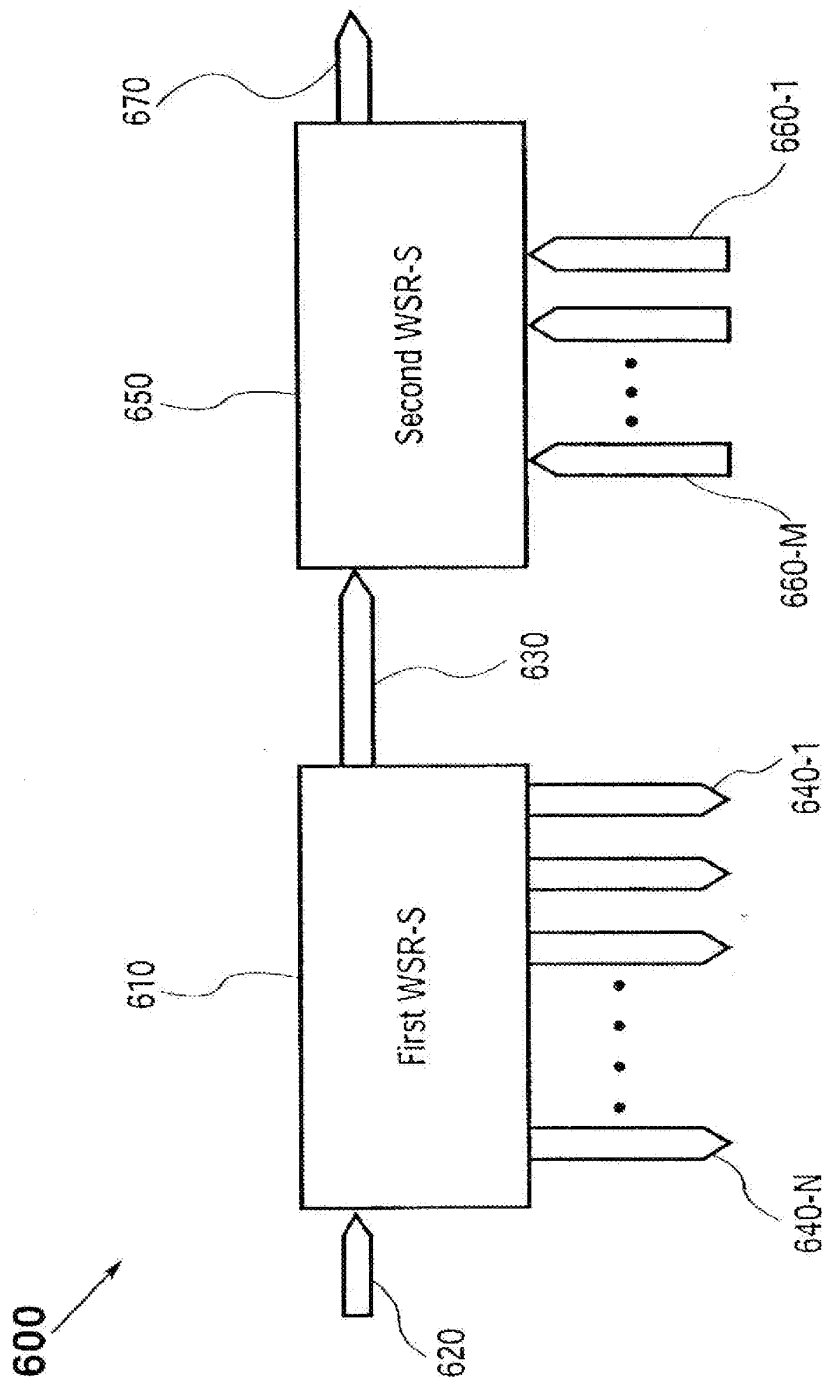



Fig. 6

REISSUE APPLICATION DECLARATION BY THE ASSIGNEE	Docket Number (optional) C2393-1101RE2
I hereby declare that: The residence, mailing address and citizenship of the inventors are stated below. I am authorized to act on behalf of the following assignee: <u>Capella Photonics, Inc.</u> and the title of my position with said assignee is: <u>President and Chief Executive Officer</u> The entire title to the patent identified below is vested in said assignee.	
Inventor <u>Jeffrey P. Wilde</u>	Citizenship <u>US</u>
Residence/Mailing Address <u>2310 Rockwood Ranch Road; Morgan Hill, CA 95037</u>	
Inventor <u>Joseph E. Davis</u>	Citizenship <u>US</u>
Residence/Mailing Address <u>18765 St. Marks Avenue; Morgan Hill, CA 95037</u>	
<input type="checkbox"/> Additional Inventors are named on separately numbered sheets attached hereto.	
Patent Number: <u>RE39,397</u>	Date of Patent Issued: <u>November 14, 2006</u>
I believe said inventor(s) to be the original and first inventor(s) of the subject matter which is described and claimed in said patent, for which a reissue patent is sought on the invention entitled: <div style="border: 1px solid black; padding: 5px; min-height: 40px;"> <u>Reconfigurable Optical Add-Drop Multiplexers With Servo Control and Dynamic Spectral Power Management Ca</u> </div> the specification of which <input checked="" type="checkbox"/> is attached hereto. <input type="checkbox"/> was filed on _____ as reissue application number _____ / _____ and was amended on _____ herewith _____ (If applicable)	
I have reviewed and understand the contents of the above identified specification, including the claims, as amended by any amendment referred to above.	
I acknowledge the duty to disclose information which is material to patentability as defined in 37 CFR 1.56.	
<input type="checkbox"/> I hereby claim foreign priority benefits under 35 U.S.C. 119(a)-(d) or (f), or 365(b). Attached is form PTO/SB/02B (or equivalent) listing the foreign applications.	
I verily believe the original patent to be wholly or partly inoperative or invalid, for the reasons described below. (Check all boxes that apply.)	
<input type="checkbox"/> by reason of a defective specification or drawing.	
<input checked="" type="checkbox"/> by reason of the patentee claiming more or less than he had the right to claim in the patent.	
<input type="checkbox"/> by reason of other errors.	


[Page 1 of 2]

This collection of information is required by 37 CFR 1.175. The information is required to obtain or retain a benefit by the public which is to file (and by the USPTO to process) an application. Confidentiality is governed by 35 U.S.C. 122 and 37 CFR 1.11 and 1.14. This collection is estimated to take 30 minutes to complete, including gathering, preparing, and submitting the completed application form to the USPTO. Time will vary depending upon the individual case. Any comments on the amount of time you require to complete this form and/or suggestions for reducing this burden, should be sent to the Chief Information Officer, U.S. Patent and Trademark Office, U.S. Department of Commerce, P.O. Box 1450, Alexandria, VA 22313-1450. DO NOT SEND FEES OR COMPLETED FORMS TO THIS ADDRESS. SEND TO: Commissioner for Patents, P.O. Box 1450, Alexandria, VA 22313-1450.

If you need assistance in completing the form, call 1-800-PTO-9199 and select option 2.

REISSUE APPLICATION DECLARATION BY THE ASSIGNEE		Docket Number (Optional) C2393-1101
At least one error upon which reissue is based is described as follows: Claims 1, 44 and 61 may have claimed more than there was a right to claim in view of the cited prior art. Applicants failed to include an apparatus claim per Claim 68 added herein that corresponds substantially to method Claim 61 as amended herein.		
[Attach additional sheets, if needed.]		
All errors corrected in this reissue application arose without any deceptive intention on the part of the applicant.		
I hereby appoint:		
<input checked="" type="checkbox"/> Practitioners associated with Customer Number		48789
OR		
<input type="checkbox"/> Practitioner(s) named below:		
Name	Registration Number	
as my/our attorney(s) or agent(s) to prosecute the application identified above, and to transact all business in the United States Patent and Trademark Office connected therewith.		
Correspondence Address: Direct all communications about this application to:		
<input checked="" type="checkbox"/> The address associated with Customer Number:		48789
OR		
<input type="checkbox"/> Firm or Individual Name		
Address		
City	State	Zip
Country		
Telephone	Email	
WARNING:		
Petitioner/applicant is cautioned to avoid submitting personal information in documents filed in a patent application that may contribute to identity theft. Personal information such as social security numbers, bank account numbers, or credit card numbers (other than a check or credit card authorization form PTO-2038 submitted for payment purposes) is never required by the USPTO to support a petition or an application. If this type of personal information is included in documents submitted to the USPTO, petitioners/applicants should consider redacting such personal information from the documents before submitting them to the USPTO. Petitioner/applicant is advised that the record of a patent application is available to the public after publication of the application (unless a non-publication request in compliance with 37 CFR 1.213(a) is made in the application) or issuance of a patent. Furthermore, the record from an abandoned application may also be available to the public if the application is referenced in a published application or an issued patent (see 37 CFR 1.14). Checks and credit card authorization forms PTO-2038 submitted for payment purposes are not retained in the application file and therefore are not publicly available.		
I hereby declare that all statements made herein, of my own knowledge are true and that all statements made on information and belief are believed to be true, and further that these statements were made with the knowledge that willful false statements and the like so made are punishable by fine or imprisonment, or both, under 18 U.S.C. 1001, and that such willful false statements may jeopardize the validity of the application, any patent issuing thereon, or any patent in which this declaration is directed.		
Signature		Date 06/11/10
Full name of person signing (given name, family name): Larry Schwerin		
Address of Assignee: 5390 Hellyer Avenue San Jose, CA 95138		

Under the Paperwork Reduction Act of 1995, no persons are required to respond to a collection of information unless it displays a valid OMB control number.

REISSUE APPLICATION: CONSENT OF ASSIGNEE; STATEMENT OF NON-ASSIGNMENT		Docket Number (Optional) C2393-1101RE2
This is part of the application for a reissue patent based on the original patent identified below.		
Name of Patentee(s) Jeffrey P. Wilde, et. al		
Patent Number RE39,397	Date Patent issued November 14, 2006	
Title of Invention Reconfigurable Optical Add-Drop Multiplexers with Servo Control and Dynamic Spectral Power Management Cap		
<p>1. <input checked="" type="checkbox"/> Filed herein is a statement under 37 CFR 3.73(b). (Form PTO/SB/96)</p> <p>2. <input type="checkbox"/> Ownership of the patent is in the inventor(s), and no assignment of the patent is in effect.</p> <p>One of boxes 1 or 2 above must be checked. If multiple assignees, complete this form for each assignee. If box 2 is checked, skip the next entry and go directly to "Name of Assignee".</p> <p>The written consent of all assignees and inventors owning an undivided interest in the original patent is included in this application for reissue.</p>		
The assignee(s) owning an undivided interest in said original patent is/are <u>Capella Photonics, Inc.</u> and the assignee(s) consents to the accompanying application for reissue.		
Name of assignee/inventor (if not assigned)		
Signature 	Date 06/11/10	
Typed or printed name and title of person signing for assignee (if assigned) Larry Schwerin, President and Chief Executive Officer of Assignee, Capella Photonics, Inc.		

This collection of information is required by 37 CFR 1.173. The information is required to obtain or retain a benefit by the public which is to file (and by the USPTO to process) an application. Confidentiality is governed by 35 U.S.C. 122 and 37 CFR 1.14. This collection is estimated to take 6 minutes to complete, including gathering, preparing, and submitting the completed application form to the USPTO. Time will vary depending upon the individual case. Any comments on the amount of time you require to complete this form and/or suggestions for reducing this burden, should be sent to the Chief Information Officer, U.S. Patent and Trademark Office, U.S. Department of Commerce, P.O. Box 1450, Alexandria, VA 22313-1450. DO NOT SEND FEES OR COMPLETED FORMS TO THIS ADDRESS. SEND TO: Commissioner for Patents, P.O. Box 1450, Alexandria, VA 22313-1450.

If you need assistance in completing the form, call 1-800-PTO-9199 and select option 2.

Under the Paperwork Reduction Act of 1995, no persons are required to respond to a collection of information unless it displays a valid OMB control number.

STATEMENT UNDER 37 CFR 3.73(b)

Applicant/Patent Owner: Capella Photonics, Inc.

Application No./Patent No.: RE39,397 Filed/Issue Date: November 14, 2006

Title: Reconfigurable Optical Add-Drop Multiplexers with Servo Control and Dynamic Spectral Power Management Capabilities

Capella Photonics, Inc., a Corporation

(Name of Assignee) (Type of Assignee: e.g., corporation, partnership, university, government agency, etc.)

states that it is:

1. the assignee of the entire right, title, and interest in;

2. an assignee of less than the entire right, title, and interest in (The extent (by percentage) of its ownership interest is _____ %), or

3. the assignee of an undivided interest in the entirety of (a complete assignment from one of the joint inventors was made) the patent application/patent identified above, by virtue of either:

A. An assignment from the inventor(s) of the patent application/patent identified above. The assignment was recorded in the United States Patent and Trademark Office at Reel _____, Frame _____, or for which a copy therefore is attached.

OR

B. A chain of title from the inventor(s), of the patent application/patent identified above, to the current assignee as follows:

1. From: Inventors To: Assignee, Capella Photonics, Inc.

The document was recorded in the United States Patent and Trademark Office at
Reel 012118, Frame 0994, or for which a copy thereof is attached.

2. From: _____ To: _____

The document was recorded in the United States Patent and Trademark Office at
Reel _____, Frame _____, or for which a copy thereof is attached.

3. From: _____ To: _____

The document was recorded in the United States Patent and Trademark Office at
Reel _____, Frame _____, or for which a copy thereof is attached.

Additional documents in the chain of title are listed on a supplemental sheet(s).

As required by 37 CFR 3.73(b)(1)(i), the documentary evidence of the chain of title from the original owner to the assignee was, or concurrently is being, submitted for recordation pursuant to 37 CFR 3.11.

[NOTE: A separate copy (i.e., a true copy of the original assignment document(s)) must be submitted to Assignment Division in accordance with 37 CFR Part 3, to record the assignment in the records of the USPTO. See MPEP 302.08]

The undersigned (whose title is supplied below) is authorized to act on behalf of the assignee.

[Signature]
Signature

06/11/10
Date

Larry Schwerin
Printed or Typed Name

President and CEO
Title

This collection of information is required by 37 CFR 3.73(b). The information is required to obtain or retain a benefit by the public which is to file (and by the USPTO to process) an application. Confidentiality is governed by 38 U.S.C. 122 and 37 CFR 1.11 and 1.14. This collection is estimated to take 12 minutes to complete, including gathering, preparing, and submitting the completed application form to the USPTO. Time will vary depending upon the individual case. Any comments on the amount of time you require to complete this form and/or suggestions for reducing this burden, should be sent to the Chief Information Officer, U.S. Patent and Trademark Office, U.S. Department of Commerce, P.O. Box 1450, Alexandria, VA 22313-1450. DO NOT SEND FEES OR COMPLETED FORMS TO THIS ADDRESS. SEND TO: Commissioner for Patents, P.O. Box 1450, Alexandria, VA 22313-1450.

If you need assistance in completing the form, call 1-800-PTO-9199 and select option 2.

IN THE UNITED STATES PATENT AND TRADEMARK OFFICE

In re Reissue of:

Patent No.: RE 39,397

Issued: November 14, 2006

Patentee: Jeffrey P. Wilde, et. al

Reissue Appln. No.:

Group Art Unit:

Filed: herewith

Examiner:

Title: Reconfigurable Optical Add-Drop Multiplexers with Servo Control and
Dynamic Spectral Power Management Capabilities

PRELIMINARY AMENDMENT

and

STATEMENT OF STATUS AND SUPPORT FOR ALL CHANGES TO CLAIMS

Mail Stop REISSUE

Commissioner for Patents

P.O. Box 1450

Alexandria, Virginia 22313-1450

Dear Sir:

Please amend this application as follows:

Amendments to Claims

1. (Amended) A wavelength-separating-routing apparatus, comprising:

- a) multiple fiber collimators, providing an input port for a multi-wavelength optical signal and a plurality of output ports;
- b) a wavelength-separator, for separating said multi-wavelength optical signal from said input port into multiple spectral channels;
- c) a beam-focuser, for focusing said spectral channels into corresponding spectral spots; and
- d) a spatial array of channel micromirrors positioned such that each channel micromirror receives one of said spectral channels, said channel micromirrors being pivotal about two axes and being individually and continuously controllable to reflect said corresponding received spectral channels into any selected ones of said output ports and to control the power of said received spectral channels coupled into said output ports.

2. (Original) The wavelength-separating-routing apparatus of claim 1 further comprising a servo-control assembly, in communication with said channel micromirrors and said output ports, for providing control of said channel micromirrors and thereby maintaining a predetermined coupling of each reflected spectral channel into one of said output ports.

3. (Original) The wavelength-separating-routing apparatus of claim 2

wherein said servo-control assembly comprises a spectral monitor for monitoring power levels of said spectral channels coupled into said output ports, and a processing unit responsive to said power levels for providing control of said channel micromirrors.

4. (Original) The wavelength-separating-routing apparatus of claim 3 wherein said servo-control assembly maintains said power levels at a predetermined value.

5. (Original) The wavelength-separating-routing apparatus of claim 1 further comprising an array of collimator-alignment mirrors, in optical communication with said wavelength-separator and said fiber collimators, for adjusting an alignment of said multi-wavelength optical signal from said input port and directing said reflected spectral channels into said output ports.

6. (Original) The wavelength-separating-routing apparatus of claim 5 wherein each collimator-alignment mirror is rotatable about one axis.

7. (Original) The wavelength-separating-routing apparatus of claim 5 wherein each collimator-alignment mirror is rotatable about two axes.

8. (Original) The wavelength-separating-routing apparatus of claim 5 further comprising first and second arrays of imaging lenses, in a telecentric arrangement

with said collimator-alignment mirrors and said fiber collimators.

9. (Original) The wavelength-separating-routing apparatus of claim 1 wherein each channel micromirror is continuously pivotable about one axis.

10. (Original) The wavelength-separating-routing apparatus of claim 1 wherein each channel micromirror is pivotable about two axes.

11. (Original) The wavelength-separating-routing apparatus of claim 10 wherein said fiber collimators are arranged in a two-dimensional array.

12. (Original) The wavelength-separating-routing apparatus of claim 1 wherein each channel micromirror is a silicon micromachined mirror.

13. (Original) The wavelength-separating-routing apparatus of claim 1 wherein said fiber collimators are arranged in a one-dimensional array.

14. (Original) The wavelength-separating-routing apparatus of claim 1 wherein said beam-focuser comprises a focusing lens having first and second focal points.

15. (Original) The wavelength-separating-routing apparatus of claim 14 wherein said wavelength-separator and said channel micromirrors are placed

respectively at said first and second focal points of said focusing lens.

16. (Original) The wavelength-separating-routing apparatus of claim 1 wherein said beam-focuser comprises an assembly of lenses.

17. (Original) The wavelength-separating-routing apparatus of claim 1 wherein said wavelength-separator comprises an element selected from the group consisting of ruled diffraction gratings, holographic diffraction gratings, echelle gratings, curved diffraction gratings, and dispersing gratings.

18. (Original) The wavelength-separating-routing apparatus of claim 1 further comprising a quarter-wave plate optically interposed between said wavelength-separator and said channel micromirrors.

19. (Original) The wavelength-separating-routing apparatus of claim 1 wherein each output port carries a single one of said spectral channels.

20. (Original) The wavelength-separating-routing apparatus of claim 19 further comprising one or more optical sensors, optically coupled to said output ports.

21. (Original) A servo-based optical apparatus comprising:

- a) multiple fiber collimators, providing an input port for a multi-wavelength optical signal and a plurality of output ports;
- b) a wavelength-separator, for separating said multi-wavelength optical signal from said input port into multiple spectral channels;
- c) a beam-focuser, for focusing said spectral channels into corresponding spectral spots; and
- d) a spatial array of channel micromirrors positioned such that each channel micromirror receives one of said spectral channels, said channel micromirrors being individually controllable to reflect said spectral channels into selected ones of said output ports; and
- e) a servo-control assembly, in communication with said channel micromirrors and said output ports, for maintaining a predetermined coupling of each reflected spectral channel into one of said output ports.

22. (Original) The servo-based optical apparatus of claim 21 wherein said servo-control assembly comprises a spectral monitor for monitoring power levels of said spectral channels coupled into said output ports, and a processing unit responsive to said power levels for providing control of said channel micromirrors.

23. (Original) The servo-based optical apparatus of claim 22 wherein said servo-control assembly maintains said power levels at a predetermined value.

24. (Original) The servo-based optical apparatus of claim 21 further

comprising an array of collimator-alignment mirrors, in optical communication with said wavelength-separator and said fiber collimators, for adjusting an alignment of said multi-wavelength optical signal from said input port and directing said reflected spectral channels into said output ports.

25. (Original) The servo-based optical apparatus of claim 24 further comprising first and second arrays of imaging lenses, in a telecentric arrangement with said collimator-alignment mirrors and said fiber collimators.

26. (Original) The servo-based optical apparatus of claim 24 wherein each collimator-alignment mirror is rotatable about at least one axis.

27. (Original) The servo-based optical apparatus of claim 21 wherein each channel micromirror is continuously pivotable about at least one axis.

28. (Original) The servo-based optical apparatus of claim 21 wherein each channel micromirror is a silicon micromachined mirror.

29. (Original) The servo-based optical apparatus of claim 21 wherein said wavelength-separator comprises an element selected from the group consisting of ruled diffraction gratings, holographic diffraction gratings, echelle gratings, curved diffraction gratings, and dispersing prisms.

30. (Original) The servo-based optical apparatus of claim 21 wherein said beam-focuser comprises one or more lenses.

31. (Original) An optical apparatus comprising:

a) an array of fiber collimators, providing an input port for a multi-wavelength optical signal and a plurality of output ports;

b) a wavelength-separator, for separating said multi-wavelength optical signal from said input port into multiple spectral channels;

c) a beam-focuser, for focusing said spectral channels into corresponding spectral spots;

d) a spatial array of channel micromirrors positioned such that each channel micromirror receives one of said spectral channels, said channel micromirrors being individually and continuously controllable to reflect said spectral channels into selected ones of said output ports; and

e) a one-dimensional array of collimator-alignment mirrors, for adjusting an alignment of said multi-wavelength optical signal from said input port and directing said reflected spectral channels into said output ports.

32. (Original) The optical apparatus of claim 31 further comprising a servo-control assembly, in communication with said channel micromirrors, said collimator-alignment mirrors, and said output ports, for providing control of said channel micromirrors along with said collimator-alignment mirrors and thereby maintaining a predetermined coupling of each reflected spectral channel into one of said output

ports.

33. (Original) The optical apparatus of claim 32 wherein said servo-control assembly comprises

a spectral monitor for monitoring power levels of said spectral channels coupled into said output ports, and

a processing unit responsive to said power levels for providing control of said channel micromirrors and said collimator-alignment mirrors.

34. (Original) The optical apparatus of claim 31 wherein each channel micromirror is continuously pivotable about at least one axis.

35. (Original) The optical apparatus of claim 31 wherein each collimator-alignment mirror is rotatable about at least one axis.

36. (Original) The optical apparatus of claim 31 further comprising first and second arrays of imaging lenses, in a telecentric arrangement with said collimator-alignment mirrors and said fiber collimators.

37. (Original) An optical apparatus comprising:

a) an array of fiber collimators, providing an input port for a multi-wavelength optical signal and a plurality of output ports;

- b) a wavelength-separator, for separating said multi-wavelength optical signal from said input port into multiple spectral channels;
- c) a beam-focuser, for focusing said spectral channels into corresponding spectral spots;
- d) a spatial array of channel micromirrors positioned such that each channel micromirror receives one of said spectral channels, said channel micromirrors being individually and continuously controllable to reflect said spectral channels into selected ones of said output ports; and
- e) a two-dimensional array of collimator-alignment mirrors, for adjusting an alignment of said multi-wavelength optical signal from said input port and directing said reflected spectral channels into said output ports.

38. (Original) The optical apparatus of claim 37 further comprising a servo-control assembly, in communication with said channel micromirrors, and collimator-alignment mirrors, and said output ports, for providing control of said channel micromirrors along with said collimator-alignment mirrors and thereby maintaining a predetermined coupling of each reflected spectral channel into one of said output ports.

39. (Original) The optical apparatus of claim 38 wherein said servo-control assembly comprises a spectral monitor for monitoring power levels of said spectral channels coupled into said output ports, and a processing unit responsive to said

power levels for providing control of said channel micromirrors and said collimator-alignment mirrors.

40. (Original) The optical apparatus of claim 37 wherein each collimator-alignment mirror is rotatable about at least one axis.

41. (Original) The optical apparatus of claim 37 wherein each channel micromirror is continuously pivotable about at least one axis.

42. (Original) The optical apparatus of claim 41 wherein each channel micromirrors is pivotable about two axes, and wherein said fiber collimators are arranged in a two-dimensional array.

43. (Original) The optical apparatus of claim 37 further comprising first and second arrays of imaging lenses, in a telecentric arrangement with said collimator-alignment mirrors and said fiber collimators.

44. (Amended) An optical system comprising a wavelength-separating-routing apparatus, wherein said wavelength-separating-routing apparatus includes:

a) an array of fiber collimators, providing an input port for a multi-wavelength optical signal and a plurality of output ports including a pass-through port and one or more drop ports;

b) a wavelength-separator, for separating said multi-wavelength optical signal from said input port into multiple spectral channels;

c) a beam-focuser, for focusing said spectral channels into corresponding spectral spots; and

a spatial array of channel micromirrors positioned such that each channel micromirror receives one of said spectral channels, said channel micromirrors being pivotal about two axes and being individually and continuously controllable to reflect said corresponding received spectral channels into any selected ones of said output ports and to control the power of said received spectral channels coupled into said output ports, whereby said pass-through port receives a subset of said spectral channels.

45. (Original) The optical system of claim 44 further comprising a servo-control assembly, in communication with said channel micromirrors and said output ports, for providing control of said channel micromirrors and thereby maintaining a predetermined coupling of each reflected spectral channel into one of said output ports.

46. (Original) The optical system of claim 45 wherein said servo-control assembly comprises a spectral monitor for monitoring power levels of said spectral channels coupled into said output ports, and a processing unit responsive to said power levels for providing control of said channel micromirrors.

47. (Original) The optical system of claim 44 further comprising an array of collimator-alignment mirrors, in optical communication with said wavelength-separator and said fiber collimators, for adjusting an alignment of said multi-wavelength optical signal from said input port and directing said reflected spectral channels into said output ports.

48. (Original) The optical system of claim 47 further comprising first and second arrays of imaging lenses, in a telecentric arrangement with said collimator-alignment mirrors and said fiber collimators.

49. (Original) The optical system of claim 47 wherein each collimator-alignment mirror is rotatable about at least one axis.

50. (Original) The optical system of claim 44 wherein each channel micromirror is pivotable about at least one axis.

51. (Original) The optical system of claim 44 wherein each channel micromirror is a silicon micromachined mirror.

52. (Original) The optical system of claim 44 wherein said beam-focuser comprises a focusing lens having first and second focal points, and wherein said wavelength-separator and said channel micromirrors are placed respectively at said first and second focal points.

53. (Original) The optical system of claim 44 wherein said wavelength-separator comprises an element selected from the group consisting of ruled diffraction gratings, holographic diffraction gratings, echelle gratings, curved diffraction gratings, and dispersing prisms.

54. (Original) The optical system of claim 44 further comprising a quarter-wave plate optically interposed between said wavelength-separator and said channel micromirrors.

55. (Original) The optical system of claim 44 further comprising an auxiliary wavelength-separating-routing apparatus, including:

- a) multiple auxiliary fiber collimators, providing a plurality of auxiliary input ports and an exiting port;
- b) an auxiliary wavelength-separator;
- c) an auxiliary beam-focuser; and
- d) a spatial array of auxiliary channel micromirrors;

wherein said subset of said spectral channels in said pass-through port and one or more add spectral channels are directed into said auxiliary input ports, and multiplexed into an output optical signal directed into said exiting port by way of said auxiliary wavelength-separator, said auxiliary beam-focuser and said auxiliary channel micromirrors.

56. (Original) The optical system of claim 55 wherein said auxiliary channel micromirrors are individually pivotable.

57. (Original) The optical system of claim 55 wherein each auxiliary channel micromirror is pivotable continuously about at least one axis.

58. (Original) The optical system of claim 55 wherein each auxiliary channel micromirror is a silicon micromachined mirror.

59. (Original) The optical system of claim 55 wherein said auxiliary wavelength-separator comprises an element selected from the group consisting of ruled diffraction gratings, holographic diffraction gratings, echelle gratings, curved diffraction gratings, and dispersing prisms.

60. (Original) The optical system of claim 55 wherein said pass-through port constitutes one of said auxiliary input ports.

61. (Amended) A method of performing dynamic wavelength separating and routing, comprising:

- a) receiving a multi-wavelength optical signal from an input port;
- b) separating said multi-wavelength optical signal into multiple spectral channels;

c) focusing said spectral channels onto a spatial array of corresponding beam-deflecting elements, whereby each beam-deflecting element receives one of said spectral channels; and

d) dynamically and continuously controlling said beam-deflecting elements, ~~thereby directing in two dimensions to direct~~ said spectral channels into ~~a plurality~~ any selected ones of said output ports and to control the power of the spectral channels coupled into said selected output ports.

62. (Amended) The method of claim 61 further comprising the step of providing feedback control of said beam-deflecting elements, ~~thereby maintaining to~~ maintain a predetermining coupling of each spectral channel directed into one of said output ports.

63. (Original) The method of claim 62 further comprising the step of maintaining power levels of said spectral channels directed into said output ports at a predetermining value.

64. (Original) The method of claim 61 wherein each spectral channel is directed into a separate output port.

65. (Original) The method of claim 61 wherein a subset of said spectral channels is directed into one of said output ports, thereby providing one or more pass-through spectral channels.

66. (Original) The method of claim 65 further comprising the step of multiplexing said pass-through spectral channels with one or more add spectral channels, so as to provide an output optical signal.

67. (Original) The method of claim 61 wherein said beam-deflecting elements comprise an array of silicon micromachined mirrors.

68. (New) A wavelength-separating-routing apparatus, comprising:

a) multiple fiber collimators providing an input port for a multi-wavelength optical signal and a plurality of output ports;

b) a wavelength-separator for separating said multi-wavelength optical signal from said input port into multiple spectral channels;

c) a beam-focuser for focusing said spectral channels into corresponding spectral spots; and

e) a spatial array of beam-deflecting elements positioned such that each beam-deflecting element receives a corresponding one of said spectral channels, said beam-deflecting elements being dynamically and continuously controllable in two dimensions to reflect said received spectral channels into any selected ones of said output ports and to control the power of the spectral channels reflected into said selected output ports.

Remarks

Independent apparatus/system Claims 1 and 44 have been amended to recite that the channel micromirrors are “pivotal about two axes” and are individually and continuously controllable to reflect “corresponding received spectral channels into any selected ones of said output ports and to control the power of said received spectral channels coupled into said selected output ports”.

Independent method Claim 61 has been amended somewhat similarly to Claims 1 and 44 to recite dynamically and continuously controlling said beam-deflecting elements “in two dimensions to direct said spectral channels into any selected ones of said output ports and to control the power of the spectral channels reflected into said selected output ports”.

New Claim 68 adds an independent apparatus claim that corresponds substantially to independent method Claim 61.

The basis for these amendments is in the specification at Col. 3, line 61 – Col. 4, line 26; Col. 7, lines 6-11; Col. 8, lines 24-39; Col. 9, lines 11-17; and Col. 10, lines 48-50.

The amendments correct errors and ensure that the amended claims distinguish over the prior art; and new Claim 68 adds an apparatus claim that corresponds to method Claim 61.

Favorable early consideration of the claims is respectfully requested.

Date: June 11 , 2010

Respectfully Submitted,

/Barry N. Young/

Barry N. Young
Attorney for Assignee
Reg. No. 27,744

Customer No. 48789
Law Offices of Barry N. Young
200 Page Mill Road, Suite 102
Palo Alto, CA 94306-2061
Phone: (650) 326-2701
Fax: (650) 326-2799
byoung@young-iplaw.com

Under the Paperwork Reduction Act of 1995, no persons are required to respond to a collection of information unless it displays a valid OMB control number.

PATENT APPLICATION FEE DETERMINATION RECORD Substitute for Form PTO-875					Application or Docket Number 12/815,930		Filing Date 06/15/2010		<input type="checkbox"/> To be Mailed		
APPLICATION AS FILED – PART I											
(Column 1)			(Column 2)			SMALL ENTITY <input type="checkbox"/>		OR		OTHER THAN SMALL ENTITY	
FOR		NUMBER FILED	NUMBER EXTRA		RATE (\$)	FEE (\$)	OR		RATE (\$)	FEE (\$)	
<input type="checkbox"/> BASIC FEE <small>(37 CFR 1.16(a), (b), or (c))</small>		N/A	N/A		N/A				N/A		
<input type="checkbox"/> SEARCH FEE <small>(37 CFR 1.16(k), (l), or (m))</small>		N/A	N/A		N/A		N/A				
<input type="checkbox"/> EXAMINATION FEE <small>(37 CFR 1.16(o), (p), or (q))</small>		N/A	N/A		N/A		N/A				
TOTAL CLAIMS <small>(37 CFR 1.16(i))</small>		minus 20 =	*		X \$ =		OR		X \$ =		
INDEPENDENT CLAIMS <small>(37 CFR 1.16(h))</small>		minus 3 =	*		X \$ =		OR		X \$ =		
<input type="checkbox"/> APPLICATION SIZE FEE <small>(37 CFR 1.16(s))</small>		If the specification and drawings exceed 100 sheets of paper, the application size fee due is \$250 (\$125 for small entity) for each additional 50 sheets or fraction thereof. See 35 U.S.C. 41(a)(1)(G) and 37 CFR 1.16(s).									
<input type="checkbox"/> MULTIPLE DEPENDENT CLAIM PRESENT <small>(37 CFR 1.16(j))</small>											
* If the difference in column 1 is less than zero, enter "0" in column 2.											
APPLICATION AS AMENDED – PART II					SMALL ENTITY		OR		OTHER THAN SMALL ENTITY		
(Column 1)			(Column 2)		(Column 3)		OR		OR		
AMENDMENT		06/15/2010	CLAIMS REMAINING AFTER AMENDMENT		HIGHEST NUMBER PREVIOUSLY PAID FOR	PRESENT EXTRA					RATE (\$)
Total <small>(37 CFR 1.16(i))</small>		* 68	Minus	** 68	=	0	X \$ =		OR	X \$2=	0
Independent <small>(37 CFR 1.16(h))</small>		* 7	Minus	***7	=	0	X \$ =		OR	X \$220=	0
<input type="checkbox"/> Application Size Fee <small>(37 CFR 1.16(s))</small>											
<input type="checkbox"/> FIRST PRESENTATION OF MULTIPLE DEPENDENT CLAIM <small>(37 CFR 1.16(j))</small>											
TOTAL ADD'L FEE							OR		TOTAL ADD'L FEE		0
(Column 1)			(Column 2)		(Column 3)		OR		OR		
AMENDMENT			CLAIMS REMAINING AFTER AMENDMENT		HIGHEST NUMBER PREVIOUSLY PAID FOR	PRESENT EXTRA					RATE (\$)
Total <small>(37 CFR 1.16(i))</small>		*	Minus	**	=		X \$ =		OR	X \$ =	
Independent <small>(37 CFR 1.16(h))</small>		*	Minus	***	=		X \$ =		OR	X \$ =	
<input type="checkbox"/> Application Size Fee <small>(37 CFR 1.16(s))</small>											
<input type="checkbox"/> FIRST PRESENTATION OF MULTIPLE DEPENDENT CLAIM <small>(37 CFR 1.16(j))</small>											
TOTAL ADD'L FEE							OR		TOTAL ADD'L FEE		
* If the entry in column 1 is less than the entry in column 2, write "0" in column 3.											
** If the "Highest Number Previously Paid For" IN THIS SPACE is less than 20, enter "20".											
*** If the "Highest Number Previously Paid For" IN THIS SPACE is less than 3, enter "3".											
The "Highest Number Previously Paid For" (Total or Independent) is the highest number found in the appropriate box in column 1.											
							Legal Instrument Examiner: /DEBORAH NASH/				

This collection of information is required by 37 CFR 1.16. The information is required to obtain or retain a benefit by the public which is to file (and by the USPTO to process) an application. Confidentiality is governed by 35 U.S.C. 122 and 37 CFR 1.14. This collection is estimated to take 12 minutes to complete, including gathering, preparing, and submitting the completed application form to the USPTO. Time will vary depending upon the individual case. Any comments on the amount of time you require to complete this form and/or suggestions for reducing this burden, should be sent to the Chief Information Officer, U.S. Patent and Trademark Office, U.S. Department of Commerce, P.O. Box 1450, Alexandria, VA 22313-1450. DO NOT SEND FEES OR COMPLETED FORMS TO THIS ADDRESS. **SEND TO: Commissioner for Patents, P.O. Box 1450, Alexandria, VA 22313-1450.**

If you need assistance in completing the form, call 1-800-PTO-9199 and select option 2.