



US007056906B2

(12) **United States Patent**
Strony

(10) **Patent No.:** **US 7,056,906 B2**
(45) **Date of Patent:** ***Jun. 6, 2006**

(54) **COMBINATIONS OF HORMONE REPLACEMENT THERAPY COMPOSITION(S) AND STEROL ABSORPTION INHIBITOR(S) AND TREATMENTS FOR VASCULAR CONDITIONS IN POST-MENOPAUSAL WOMEN**

(75) Inventor: **John T. Strony**, Lebanon, NJ (US)

(73) Assignee: **Schering Corporation**, Kenilworth, NJ (US)

(*) Notice: Subject to any disclaimer, the term of this patent is extended or adjusted under 35 U.S.C. 154(b) by 0 days.

This patent is subject to a terminal disclaimer.

(21) Appl. No.: **10/247,085**

(22) Filed: **Sep. 19, 2002**

(65) **Prior Publication Data**

US 2003/0119796 A1 Jun. 26, 2003

Related U.S. Application Data

(63) Continuation-in-part of application No. 10/166,942, filed on Jun. 11, 2002.

(60) Provisional application No. 60/324,118, filed on Sep. 21, 2001.

(51) **Int. Cl.**

A61K 31/00 (2006.01)
A61K 31/56 (2006.01)
A61K 31/7028 (2006.01)
A61K 31/397 (2006.01)

(52) **U.S. Cl.** **514/210.02**; 23/25; 23/170; 536/17.4

(58) **Field of Classification Search** 514/170, 514/210.02, 23, 25; 424/757; 536/17.4
See application file for complete search history.

(56) **References Cited**

U.S. PATENT DOCUMENTS

3,716,583 A 2/1973 Nakamura
3,781,328 A 12/1973 Witte
3,948,973 A 4/1976 Phillips
4,072,705 A 2/1978 Mieville
4,075,000 A 2/1978 Abdulla
4,144,232 A 3/1979 Koppel
4,166,907 A 9/1979 Krapcho
4,178,695 A 12/1979 Erbeia
4,179,515 A 12/1979 Mieville
4,235,896 A 11/1980 Mieville
4,250,191 A 2/1981 Edwards
4,260,743 A 4/1981 Bose
4,304,718 A 12/1981 Kamiya
4,375,475 A 3/1983 Willard
4,443,372 A 4/1984 Luo
4,444,784 A 4/1984 Hoffman
4,472,309 A 9/1984 Kamiya

4,479,900 A 10/1984 Luo
4,500,456 A 2/1985 Spitzer
4,534,786 A 8/1985 Luo
4,564,609 A 1/1986 Tamura
4,576,748 A 3/1986 Greenlee
4,576,749 A 3/1986 Zahler
4,576,753 A 3/1986 Kamiya
4,581,170 A 4/1986 Mueller
4,595,532 A 6/1986 Miller
4,602,003 A 7/1986 Malinow
4,602,005 A 7/1986 Malinow
4,614,614 A 9/1986 Ernest
4,616,047 A 10/1986 Lafon
4,620,867 A 11/1986 Luo
4,633,017 A 12/1986 Mueller
4,642,903 A 2/1987 Davies
4,675,399 A 6/1987 Miller
4,680,391 A 7/1987 Firestone
4,687,777 A * 8/1987 Meguro et al. 514/342
4,739,101 A 4/1988 Bourgogne
4,778,883 A 10/1988 Yoshioka
4,784,734 A 11/1988 Torii
4,794,108 A 12/1988 Kishimoto
4,800,079 A 1/1989 Boyer
4,803,266 A 2/1989 Kawashima
4,814,354 A 3/1989 Ghebre-Sellassie
4,834,846 A 5/1989 Abramson
4,871,752 A 10/1989 Ilg et al.
4,876,365 A 10/1989 Kirkup
4,879,301 A 11/1989 Umio
4,895,726 A 1/1990 Curtet
4,925,672 A 5/1990 Gremm
4,939,248 A 7/1990 Yoshioka
5,516,528 A * 5/1996 Hughes et al. 424/464
5,627,176 A * 5/1997 Kirkup et al. 514/210.02
5,656,624 A * 8/1997 Vaccaro et al. 514/210.02
5,688,787 A * 11/1997 Burnett et al. 514/210.02

(Continued)

FOREIGN PATENT DOCUMENTS

BE 884722 A 10/1980

(Continued)

OTHER PUBLICATIONS

Rosenblum et al "discovery of 1-(4-fluorophenyl)-(3R)-[3-(4-fluorophenyl)-(3S)-hydroxypropyl]-(4S)-(4-hydroxyphenyl)-2-azetidinone (SCH 58235): a designed potent orally active inhibitor of cholesterol absorption", J. Med. Chem., 1998, 41, 973-98.*

(Continued)

Primary Examiner—James O. Wilson
Assistant Examiner—Ganapathy Krishnan

(57) **ABSTRACT**

The present invention provides compositions, therapeutic combinations and methods including: (a) at least one hormone replacement therapy composition; and (b) at least one sterol absorption inhibitor which can be useful for treating vascular conditions in post-menopausal women and lowering plasma levels of sterols or 5 α -stanols.

41 Claims, No Drawings

PENN EX. 2235
CFAD V. UPENN
IPR2015-01836

U.S. PATENT DOCUMENTS			JP	63017859 A	1/1988
5,698,527	A *	12/1997	Kim	91068020	10/1991
5,698,548	A *	12/1997	Dugar et al.	4054182 A	2/1992
5,744,467	A *	4/1998	McKittrick et al.	4266869 A	9/1992
5,756,470	A *	5/1998	Yumibe et al.	4356195 A	12/1992
5,846,966	A *	12/1998	Rosenblum et al. ...	4356495	12/1992
5,932,562	A *	8/1999	Ostlund, Jr.	5058993 A	3/1993
6,030,990	A	2/2000	Maeda et al.	5194209 A	8/1993
6,166,049	A	12/2000	Smith et al.	5239020 A	9/1993
6,440,954	B1 *	8/2002	Haber et al.	94047573	6/1994
6,613,757	B1 *	9/2003	Garfield et al.	95051558 B2	6/1995
2001/0028895	A1	10/2001	Bisgaier	WO 82/01649	5/1982
2002/0006919	A1	1/2002	Thosar	WO 87/04429	7/1987
2002/0039774	A1	4/2002	Kramer et al.	WO 88/04656	6/1988
2002/0128252	A1	9/2002	Glombik et al.	WO 88/05296	7/1988
2002/0128253	A1	9/2002	Glombik et al.	WO 91/03249	3/1991
2002/0132855	A1	9/2002	Nelson et al.	WO 92/13837	8/1992
2002/0137689	A1	9/2002	Glombik et al.	WO 93/02048	2/1993
2003/0013729	A1	1/2003	Iqbal et al.	WO 93/07167	4/1993
2003/0153541	A1	8/2003	Dudley et al.	WO 93/11150	6/1993
				WO 94/00480	1/1994
				WO 94/14433	7/1994
				WO 94/17038	8/1994
				WO 94/20535	9/1994
				WO 94/26738	11/1994
				WO 95/04533	2/1995
				WO 95/06470	3/1995
				WO 95/08532	3/1995
				WO 95/18143	7/1995
				WO 95/26334	10/1995
				WO 95/28919	11/1995
				WO 95/35277	12/1995
				WO 96/00288	1/1996
				WO 96/09827	4/1996
				WO 96/16037	* 5/1996
				WO 96/19450	6/1996
				WO 96/19987	7/1996
				WO 96/40255	12/1996
				WO 97/16455	5/1997
				WO 97/18304	5/1997
				WO 97/21676	6/1997
				WO 97/25042	7/1997
				WO 97/28149	8/1997
				WO 97/31907	9/1997
				WO 97/35576	10/1997
				WO 97/41098	11/1997
				WO 97/46238	12/1997
				WO 98/01100	1/1998
				WO 98/05331	2/1998
				WO 98/14179	4/1998
				WO 98/31361	7/1998
				WO 98/31366	7/1998
				WO 98/43081	10/1998
				WO 98/46215	10/1998
				WO 98/47518	10/1998
				WO 98/57652	12/1998
				WO 99/06035	2/1999
				WO 99/06046	2/1999
				WO 99/08501	2/1999
				WO 99/09967	3/1999
				WO 99/11260	3/1999
				WO 99/12534	3/1999
				WO 99/04815	4/1999
				WO 99/15159	4/1999
				WO 99/15520	4/1999
				WO 99/18072	4/1999
				WO 99/20275	4/1999
				WO 99/20614	4/1999
				WO 99/22728	5/1999
				WO 99/29300	6/1999
				WO 99/38498	8/1999
				WO 99/38845	8/1999
				WO 99/38850	8/1999
FOREIGN PATENT DOCUMENTS					
CA	2253769	11/1999			
DE	2046823 A	3/1972			
DE	2521113 A	3/1976			
EP	0002151 A1	5/1979			
EP	0002151 B1	5/1979			
EP	0010299 B1	2/1984			
EP	0179559 A2	4/1986			
EP	0199630 A1	10/1986			
EP	0264231 A1	4/1988			
EP	0266896 B1	5/1988			
EP	0274873 B1	7/1988			
EP	0288973 B1	11/1988			
EP	0311366 B1	4/1989			
EP	0333268 A1	9/1989			
EP	0337549 A1	10/1989			
EP	0365364 A2	4/1990			
EP	0375527 A1	6/1990			
EP	0199630 B1	9/1990			
EP	0401705 A3	12/1990			
EP	0415487 A2	3/1991			
EP	0455042 A1	11/1991			
EP	0457514 A1	11/1991			
EP	0461548 A3	12/1991			
EP	0462667 A2	12/1991			
EP	0475148 A1	3/1992			
EP	0475755 B1	3/1992			
EP	0481671 A1	4/1992			
EP	0482498 A3	4/1992			
EP	0524595 A1	1/1993			
EP	0337549 B1	10/1995			
EP	0720599 B1	7/1996			
EP	0457514 B1	8/1996			
EP	0 753 298 A1	1/1997			
EP	0793958 A2	9/1997			
EP	0814080 A1	12/1997			
EP	0904781 A2	3/1999			
EP	1 036 563 A1	9/2000			
EP	1048295 A2	11/2000			
FR	1103113	10/1955			
FR	2779347	12/1997			
GB	861367	2/1961			
GB	902658	8/1962			
GB	1415295	11/1975			
GB	2329334 A	3/1999			
JP	136485	5/1981			
JP	028057	10/1981			
JP	180212	3/1986			
JP	121479	12/1986			
JP	61280295 A	12/1986			
JP	219681	4/1987			

WO	WO 99/46232	9/1999	WO	WO 01/25226	4/2001
WO	WO 99/47123	9/1999	WO	WO 01/30343	5/2001
WO	WO 99/48488	9/1999	WO	WO 01/32161	5/2001
WO	WO 99/66929	12/1999	WO	WO 01/34148	5/2001
WO	WO 99/66930	12/1999	WO	WO 01/35970	5/2001
WO	WO 00/04011	1/2000	WO	WO 01/40192	6/2001
WO	WO 00/07617	2/2000	WO	WO 01/45676	6/2001
WO	WO 00/16749	3/2000	WO	WO 01/49267	7/2001
WO	WO 00/18395	4/2000	WO	WO 01/60807	8/2001
WO	WO 00/20623	4/2000	WO	WO 01/64221	9/2001
WO	WO 00/23415	4/2000	WO	WO 01/76632	10/2001
WO	WO 00/23416	4/2000	WO	WO 01/96347	12/2001
WO	WO 00/23425	4/2000	WO	WO 02/08188	1/2002
WO	WO 00/23445	4/2000	WO	WO 02/26729	4/2002
WO	WO 00/23451	4/2000	WO	WO 02/50027	6/2002
WO	WO 00/28981	5/2000	WO	WO 02/50060	6/2002
WO	WO 00/31548	6/2000	WO	WO 02/50068	6/2002
WO	WO 00/32189	6/2000	WO	WO 02/50090	6/2002
WO	WO 00/34240	6/2000	WO	WO 02/058685	8/2002
WO	WO 00/37078	6/2000	WO	WO 02/058696	8/2002
WO	WO 00/38721	7/2000	WO	WO 02/058731	8/2002
WO	WO 00/38722	7/2000	WO	WO 02/058732	8/2002
WO	WO 00/38723	7/2000	WO	WO 02/058733	8/2002
WO	WO 00/38724	7/2000	WO	WO 02/058734	8/2002
WO	WO 00/38725	7/2000	WO	WO 02/064094	8/2002
WO	WO 00/38726	7/2000	WO	WO 02/064130	8/2002
WO	WO 00/38727	7/2000	WO	WO 02/064664	8/2002
WO	WO 00/38728	7/2000	WO	WO 02/072104	9/2002
WO	WO 00/38729	7/2000	WO	WO 02/081454	10/2002
WO	WO 00/40247	7/2000	WO	WO 03/018024	3/2003
WO	WO 00/45817	8/2000	WO	WO 03/018059	3/2003
WO	WO 00/50392	8/2000	WO	WO 03/039542	5/2003
WO	WO 00/53149	9/2000	WO	WO 03/074101	9/2003
WO	WO 00/53173	9/2000	WO	WO 03/088962	10/2003
WO	WO 00/53563	9/2000			
WO	WO 00/56403	9/2000			
WO	WO 00/57859	10/2000			
WO	WO 00/57918	10/2000			
WO	WO 00/60107	10/2000			
WO	WO 00/63153	10/2000			
WO	WO 00/63161	10/2000			
WO	WO 00/63190	10/2000			
WO	WO 00/63196	10/2000			
WO	WO 00/63209	10/2000			
WO	WO 00/63703	10/2000			
WO	WO 00/69412	11/2000			
WO	WO 00/69445	11/2000			
WO	WO 00/72825	12/2000			
WO	WO 00/72829	12/2000			
WO	WO 00/75103	12/2000			
WO	WO 00/76482	12/2000			
WO	WO 00/76488	12/2000			
WO	WO 00/78312	12/2000			
WO	WO 00/78313	12/2000			
WO	WO 01/00579	1/2001			
WO	WO 01/00603	1/2001			
WO	WO 01/08686	2/2001			
WO	WO 01/12176	2/2001			
WO	WO 01/12187	2/2001			
WO	WO 01/12612	2/2001			
WO	WO 01/14349	3/2001			
WO	WO 01/14350	3/2001			
WO	WO 01/14351	3/2001			
WO	WO 01/15744	3/2001			
WO	WO 01/16120	3/2001			
WO	WO 01/17994	3/2001			
WO	WO 01/18210	3/2001			
WO	WO 01/21181	3/2001			
WO	WO 01/21259	3/2001			
WO	WO 01/21578	3/2001			
WO	WO 01/21647	3/2001			
WO	WO 01/22962	4/2001			
WO	WO 01/25225	4/2001			

OTHER PUBLICATIONS

Michael T. Murray "Encyclopedia of Nutritional Supplements", 1996, pp. 257-258 and 317-318.*

Rosenblum et al, J. Med. Chem., 1998, 41, 973-980.*

U.S. Appl. No. 10/057,534, filed Jan. 25, 2002, Davis et al.

U.S. Appl. No. 10/057,646, filed Jan. 25, 2002, Davis et al.

U.S. Appl. No. 10/057,629, filed Jan. 25, 2002, Davis.

U.S. Appl. No. 10/154,106, filed May 22, 2002, Davis et al.

U.S. Appl. No. 10/057,323, filed Jan. 25, 2002, Davis et al.

U.S. Appl. No. 10/136,968, filed May 1, 2002, Cho et al.

U.S. Appl. No. 10/057,339, filed Jan. 25, 2002, Kosoglou et al.

U.S. Appl. No. 10/247,032, filed Jan. 25, 2002, Davis.

U.S. Appl. No. 10/056,680, filed Jan. 25, 2002, Kosoglou et al.

U.S. Appl. No. 10/247,099, filed Sep. 19, 2002, Davis et al.

U.S. Appl. No. 10/247,095, filed Sep. 19, 2002, Davis.

U.S. Appl. No. 10/246,996, filed Sep. 19, 2002, Lebeaut et al.

U.S. Appl. No. 10/247,397, filed Sep. 19, 2002, Davis et al.

U.S. Appl. No. 10/166,942, filed Jun. 11, 2002, Ghosal et al.

Vaccaro, W.D. et al, "Sugar-substituted 2-azetidinone cholesterol absorption inhibitors: enhanced potency by modification of the sugar" *Bioorganic & Medicinal Chemistry Ltrs., Oxford, G.B.*, 8:313-318 (1998).

Vaccaro, W.D. et al., "Carboxy-substituted 2-azetidinones as cholesterol absorption inhibitors", *Biogenic & Medicinal Chem. Ltrs. Oxford, G.B.* 8:319-322 (1998).

H. Davis et al., "Ezetimibe, a Potent Cholesterol Absorption Inhibitor, Inhibits the Development of Atherosclerosis in Apo E Knockout Mice", *Arterioscler, Thromb. Vasc. Biol* 21:2032-2038, (Dec. 2001).

- Simova, E., "Aldol-type addition of hydrocinnamic acid esters to benzylideneaniline", *Chemical Abstracts No. 15*, 86 (Apr. 11, 1997).
- Otto et al., Stereochemistry of dehydration and halogenation of α R* and α S* isomeric 3-(α -hydroxybenzyl)-1,4-diphenyl-2-azetidinones, *Chemical Abstracts No. 19*, 99 (Nov. 7, 1983).
- T. Durst et al, "Metallation of N-Substituted β -Lactams. A Method of the Introduction of 3-substituents into β -Lactams" *Canadian Journal of Chemistry*, 50:3196-3201 (1971).
- Nobuki, O. et al., "Stereoselective syntheses of β -lactam derivatives by ultrasound promoted Reformatskii reaction" *Chemical Abstracts No. 106*, 17 (Apr. 27, 1987).
- M. Hoekman, et al., "Synthesis of Homologues of 4,5-Dihydroxy-and 4-Hydroxy-5-oxohexanoic Acid γ -Lactones", *J. Agric. Food Chem.*, 30:920-924 (1982).
- H. Otto et al. "Darstellung and Stereochemie von 3-(α -Hydroxybenzyl)-1,4-diphenyl-2-azetidinonen", *Liebigs Ann. Chem.* 1152-1161 (1983).
- G. George et al. "3-(1'-Hydroxyethyl)-2-Azetidinones From 3-Hydroxybutyrates and N-Arylaldimines" *Tetrahedron Letters*, 26:3903-3906 (1985).
- Hart et al. "An Enantioselective Approach to Carbapenem Antibodies: Formal Synthesis of (+)-Thienamycin", *26 Tetrahedron Letters*, 45:5493-5496 (1985).
- Panfil, I. et al. "Synthesis of β -Lactams from α , β -Unsaturated Sugar δ -Lactones" *24 Heterocycles* 6:1609-1617 (1986).
- D. Roger Illingworth, "An Overview of Lipid-Lower Drugs" *Drugs* 36:63-71 (1988).
- Joseph L. Witztum, M.D., "Current Approaches to Drug Therapy for the Hypercholesterolemic Patient" *Circulation* 80:1101-1114 (1989).
- B. Ram et al. "Potential Hypolipidemic agents:Part V", *29B Indian J. Chem.* 1134-37 (1990).
- Schnitzer-Polokoff, R. et al., "Effects of Acyl-CoA:Cholesterol O-Acyltransferase Inhibition on Cholesterol Absorption and Plasma Lipoprotein Composition in Hamsters" *Comp. Biochem. Physiol.* 99A:665-670 (1991).
- Horie, M. et al. "Hypolipidemic effects of NB-598 in dogs" *Atherosclerosis* 88:183-192 (1991).
- Baxter, A., "Squalenstatin 1, a Potent Inhibitor of Squalene Synthase, Which Lowers Serum Cholesterol in Vivo", *The Journal of Biological Chemistry* 267:11705-11708 (1992).
- Summary Factfile, "Anti-Atherosclerotic Agents" *Current Drugs Ltd.* (1992).
- Harwood H. James, "Pharmacologic consequences of cholesterol absorption inhibition: alteration in cholesterol metabolism and reduction in plasma cholesterol concentration induced by the synthetic saponin β -tigogenin cellobioside (CP-88818; tiqueside) 1" *Journal of Lipid Research* 34:377-395 (1993).
- Salisbury, B. et al., "Hypocholesterolemic activity of a novel inhibitor of cholesterol absorption, SCH 48461" *Atherosclerosis* 115:45-63 (1995).
- Clader, J. W. et al., "Substituted (1,2-Diarylethyl)amide Acyl-CoA:Cholesterol Acyltransferase Inhibitors: Effect of Polar Groups in Vitro and in Vivo Activity" *Journal of Medicinal Chemistry* 38:1600-1607 (1995).
- Sybertz, E., "Sch 48461, a novel inhibitor of cholesterol absorption" *Atherosclerosis* pp. 311-315 (1995).
- Vaccaro, W, et al, "2-Azetidinone Cholesterol Absorption Inhibitors; Increased Potency by Substitution of the C-4 Phenyl Ring", *Bioorg. & Med. Chem.* 6:1429-1437 (1998).
- G. Wu et al, A Novel One-Step Diastereo- and enantioselective formation of trans-azetidinones and its application to the total synthesis of cholesterol absorption inhibitors A.C.S. (Apr. 21, 1999).
- B. Staels, "New Roles for PPARs in Cholesterol Homeostasis", *Trends in Pharmacological Sciences*, 22:9 p. 444 (Sep. 2001).
- Abbott et al, "Tricor® Capsules, Micronized", *Physicians Desk Reference*, Jan. 8, 2001.
- M. Feher et al., 1991, *Lipids and Lipid Disorders*, p. 1-87 (1991).
- M. Ricote et al., "New Roles for PPARs in Cholesterol Homeostasis", *Trends in Pharmacological Science*, vol. 22, No. 9 441-443 (2001).
- C. Dujovne et al, "Reduction of LDL Cholesterol in Patients with Primary Hypercholesterolemia by SCH 48461: Results of a multicenter Dose-Ranging Study", *J. Clin. Pharm.* 41:1 70-78 (Jan. 2001).
- W. Oppolzer et al., "Asymmetric Diels-Alder Reactions, Facile Preparation and Structure of Sulfonamido-Isobornyl Acrylates", *Tetrahedron Letters No. 51*, 25:5885-5888 (1984).
- M. Davidson et al., "Colesevelam Hydrochloride: a non-absorbed, polymeric cholesterol lowering agent", *Expert Opinion Investigating Drugs*, 11:2663-71, (Nov. 2000).
- M. Davidson et al., "Colesevelam hydrochloride (cholestagel): a new, potent bileacid sequestrant associated with a low incidence of gastrointestinal effects", *159 Arch. Intern. Med.* 16 1893-900 (Sep. 1999).
- I. Wester, "Cholesterol—Lowering effect of plant sterols", *Euro. J.Lipid. Sci. Tech.* 37-44 (2000).
- A. Andersson et al., "Cholesterol—lowering effects of a stanol ester-containing low fat margarine used in conjunction with a strict lipid-lowering diet", *1 European Heart. J. Supplements* 580-S90 (1999).
- H. Gylling et al, Reduction of Serum Cholesterol on Postmenopausal Women with Previous Myocardial Infarction and Cholesterol Malabsorption induced by Dietary Sitostanol Ester Margarine, *96 Circulation* 12 4226-4231 (Dec. 16, 1997).
- T. Miettinen et al, "Reduction of Serum Cholesterol with Sitostanol-Ester Margarine in a Mildly Hypercholesterolemic Population", *New England Journal of Med.* 333 1308-1312 (Nov. 16, 1995).
- T. Bocan et al., "The ACAT Inhibitor Avasimibe Reduces Macrophages and Matrix Metalloproteinase Expression in Atherosclerotic Lesions of Hypercholesterolemic Rabbits", *Arterioscler Thromb Vasc. Biol.* 70-79 (Jan. 2000).
- M. Van Heek et al., "In Vivo Metabolism—Based Discovery of a Potent Cholesterol Absorption Inhibitor, SCH 58235, in the Rat and Rhesus Monkey through the identification of the active metabolites of SCH48461," *283 J. Pharma and Experimental Therapeutics* 1 157-163 (1997).
- H. Davis et al., "The Cholesterol Absorption Inhibitor Ezetimibe Inhibits the Development of Atherosclerosis in apo E knockout (-/-) mice fed low fat and western diets," *151 Atherosclerosis* 1133 (Jul. 2000).
- L. Nguyen et al., "Unexpected Failure of Bile Acid Malabsorption to Stimulate Cholesterol Synthesis in Sitosterolemia with Xanthomatosis", *10 Atherosclerosis* 2, 289-297 (1990).
- L. Nguyen et al., "Regulation of Cholesterol Biosynthesis in Sitosterolemia: effects of lovastatin, Cholestyramine, and dietary sterol restriction," *32 J.Lipid Res.* 1941-1948 (1991).
- M. Cobb et al., "Sitosterolemia: Opposing Effects of

- cholestyramine and Lovastatin on Plasma Sterol Levels in a Homozygous Girl and Her Heterozygous Father," *45 Metabolism* 6 673-679 (Jun. 1996).
- M. Huettinger et al., "Hypolipidemic Activity of HOE-402 is mediated by Stimulation of the LDL Receptor Pathway", *13 Arteriosclerosis and Thrombosis* 7 1005-1012 (Jul. 1993).
- J. Best et al., "Diabetic Dyslipidaemia", *59 Drugs* 5 1101-1111 (May 2000).
- P. Chong, et al., "Current, New and Future Treatment in Dyslipidaemia and Atherosclerosis", *60 Drugs* 1 55-93 (Jul. 2000).
- M. Brown et al., "A Receptor—Mediated Pathway for Cholesterol Homeostasis", *232 Science* 34-47 (Apr. 4, 1986).
- L. Lipka et al., "Reduction of LDL-Cholesterol and Elevation of HDL-Cholesterol in Subjects with Primary Hypercholesterolemia by SCH 58235: Pooled Analysis of Two Phase II Studies", *JACC* 257A (Feb. 2000). Medical Economics, Co., Inc., *Physician's Desk Reference*, 207-208, 2054 (55th Ed. 2001).
- K. Fassbender et al., "Simvastatin Strongly Reduces Levels of Alzheimer's Disease β -Amyloid Peptides A β 42 and A β 40 in vitro and in vivo", *PNAs Early Edition*, www.phas.org/cgi/doi/10.1073/phas.081620098 (2001).
- Andrx Announces Results of Alzheimer's Disease Clinical Study, *Andrx Corporate Release* (Apr. 11, 2001).
- Andrx (ADRX): Pos Phase II Results Using Avicor in Alzheimer's: Str Buy; \$130, *US Bancorp Piper*, Apr. 12, 2001.
- Statins May Protect Against Alzheimer's Disease; much research needed, *Geriatrics* Feb. 2001.
- Dementia and Statins, *The Lancet* Mar. 17, 2001.
- Research & Development: Andrx Says Cholesterol Drug May Treat Alzheimers, *Reuters* Apr. 11, 2001.
- Cholesterol Drugs Ease Alzheimer's Damage; www.usatoday.com Apr. 10, 2001.
- Lovastatin XL of Use in Alzheimer's? *News Edge* (May 2, 2001).
- L. Refolo et al, Hypercholesterolemia Accelerates the Alzheimer's Amyloid Pathology in a Transgenic Mouse Model, *Neurobiology of Disease* 321-331 (2000).
- D. Kang et al., "Modulation of Amyloid β -protein Clearance and Alzheimer's Disease Susceptibility by the LDL Receptor—Related Protein Pathway", *Journal of Clinical Investigation* 106:9, 1159-1166 (Nov. 2000).
- Y.A. Kesaniemi, "Intestinal Cholesterol Absorption Efficiency in Man is Related to Apoprotein E Phenotype", *J. Clin. Invest.* 80(2) 578-81 (Aug. 1987).
- J. Busciglio et al., "Generation of β -amyloid in the secretory pathway in neuronal and nonneuronal cells", *90 Proc. Nat'l Acad. Sci, USA*, 2092-2096 *Neurobiology* (Mar. 1993).
- L. Farrer et al., "Assessment of Genetic Risk for Alzheimer's Disease Among first Degree Relatives", *Annals of Neurology* 25:5, 485-493 (May 1989).
- A. Goate et al., "Segregation of a Missense Mutation in the Amyloid Precursor Protein Gene with Familial Alzheimer's Disease", *349 Nature No. 6311*, 704-706 (Feb. 21, 1991).
- D. Mann et al., "The Pattern of Acquisition of Plaques and Tangle in the Brains of Patients Under 50 years of Age with Down's Syndrome", *89 J. Neuro. Sci.*, 169-179 (Feb. 1989).
- G. McKhann et al., "Clinical Diagnosis of Alzheimer's Disease", *34 Neurology No. 7*, 939-944 (Jul. 1984).
- D. Selkoe, "Alzheimer's Disease: Genotypes, Phenotype and Treatments", *275 Science*, 630-631 (Jan. 31, 1997).
- C. Van Duijn, et al., "Familial Aggregation of Alzheimer's Disease and Related Disorders: A collaborative Re-Analysis of Case-Control Studies", *20 Int'l J. Epidemiology No. 2 (Suppl. 2)*, 513-520 (1991).
- T Nagahara et al., "Dibasic (Amidinoaryl) Propanoic Acid Derivatives as Novel Blood Coagulation Factor Xa Inhibitors", *J. Med. Chem* 37:1200-1207 (1994).
- Mellot et al., "Acceleration of Recombinant Tissue-Type Plasminogen Activator Induced Reperfusion and Prevention of Reocclusion by Recombinant Antistasin, a selective factor Xa Inhibitor, in a Canine Model of Femoral Arterial Thrombosis", *Circulation Research*, 70:1152-1160 (1992).
- Sitko et al., "Conjunctive Enhancement of Enzymatic Thrombolysis and Prevention of Thrombotic Reocclusion With the Selective Factor Xa Inhibitor, Tick Anticoagulant Peptide", *Circulation*, 85:805-815 (1992).
- Seymour et al., 1994, *Biochemistry*, 33:3949-3959.
- Markwardt, 1994, *Thrombosis and Hemostasis*, 72:477-479.
- Mendall et al., "C-Reactive Protein and its relation to cardiovascular risk factor: A population based cross sectional study", *BMJ*; 312:1061-1065 (Apr. 27, 1996).
- Ridker P. et al., "Prospective Studies of C-Reactive Protein as a risk factor for cardiovascular disease", *46 J. Investig. Med.*; 8:391-395 (1998).
- L. Gruberb, 2000, "Inflammatory Markers in Acute Coronary Syndromes: C-reactive protein (CRP) and Chlamydia", *American Heart Association Scientific Sessions*.
- Waters, D. et al., "A Controlled Clinical Trial to Assess the Effect of a Calcium Channel Blocker on the Progression of Coronary Atherosclerosis", *Circulation*; 82:1940-1953 (1990).
- Fleckenstein, 1985, *Cir. Res.* vol. 52 (Suppl. 1) 3-16.
- Fleckenstein, 1983, "Experimental Facts and Therapeutic Prospects", *John Wiley, New York*, pp. 286-313.
- McCall, D., 1985, *Curr. Pract. Cardiol.* vol. 10, 1-11.
- Remington 1995, *The Science and Practice of Pharmacy*, (19th Ed. 1995) p. 963.
- M. Chistie et al., "Early—Onset Amyloid Deposition and Cognitive Deficits in Transgenic Mice Expressing a Double Mutant Form of Amyloid Precursor Protein 695", *276 J. Biol. Chem. No. 24*; 21562-70 (Jun. 15, 2001).
- C. Janus et al., "A β Peptide Immunization Reduces Behavioral impairment and Plaques in a Model of Alzheimer's Disease", *408 Nature 21/28*; 979-982 (Dec. 2000).
- Manual of Laboratory Operations, Lipid Research Clinics Program Report, Washington, D.C., *U.S. Dept. of Health, Education and Welfare Publication*; 1:75-628 (1974).
- Steiner, PM et al., Standardization of Micromethods for Plasma Cholesterol, Triglyceride and HDL-Cholesterol with the Lipid Clinic's Methodology [abstract], *J. Clin. Chem. Clin. Biochem*; 19:850 (1981).
- Steele WG, et al., Enzymatic Determinations of Cholesterol in High Density Lipoprotein Fractions Prepared by Precipitation Technique, *22 Clin. Chem.*; 1:98-101 (1976).
- Salen et al., "Increased Sitosterol Absorption, Decreased Removal and Expanded Body Pools Compensate for Reduced Cholesterol Syntheses in Sitosterolemia with Xanthomatosis", *J. Lipid Res.*; 30:1319-1330 (1989).
- Lutjohann et al., "Sterol Absorption and Sterol Balance in Phytosterolemia Evaluated by Deuterium-Labeled Sterols: Effect of Sitostanol Treatment", *J. Lipid Res.*; 36:8; 1763-1773 (1995).
- Zhang et al., "Calpain Inhibitor 1 Increases B- Amyloid Peptide by Inhibiting the Degradation of the Substrate of γ -Secretase" *274 J. Biol. Chem.*, 13:8966-8972 (1999).

- Zhang et al., "Biochemical Characterization of the γ -Secretase Activity that Produces B-Amyloid Peptides", *Biochemistry* 40:5049-5055 (2001).
- Ida et al., "Analysis of Heterogenous BA4 Peptides in Human Cerebrospinal Fluid and Blood by a Newly Developed Sensitive Western Blot Assay", 271 *J. Biol. Chem.*; 37:22908-22914 (1996).
- Lichtlen, P.R. et al., 1990, *Lancet*; 335:1109-1113.
- Bays et al., "Effectiveness and Tolerability of Ezetimibe in Patients with Primary Hypercholesterolemia: Pooled Analysis of Two Phase II Studies", *Clinical Therapeutics*, 23:1209-1230 (2001).
- E. Leitersdorf et al., "Cholesterol absorption inhibition: filling an unmet need in lipid-lowering management", *European Heart Journal Supplement*, 3:E17-E23 (Jun. 2001).
- Bauer et al., "Ezetimibe Does not Affect the Pharmacokinetics or Pharmacodynamics of Warfarin", *Clinical Pharmacology and Therapeutics*, 69:2 p. 5 (Mar. 6-10, 2001).
- Keung et al., Ezetimibe Does Not Affect the Pharmacokinetics of oral Contraceptives, *Clinical Pharmacology and Therapeutics*, 69:2 p. 55 (Mar. 6-10, 2001).
- Kosoglou et al., "Pharmacodynamic interaction between fenofibrate and the Cholesterol Absorption Inhibitor Ezetimibe", *Workshops Lipid Lowering Drugs 72nd EAS Congress*, p. 38 (May 21-23, 2001).
- T. Kosoglou et al., "Coadministration of Ezetimibe and Fenofibrate Leads to Favorable Effects On Apo CII and LDL Subfractions", *Posters 11. Lipid Lowering Drugs/Novel, 72nd EAS Congress*, p. 89 (May 21-23, 2001).
- L. Reyderman et al., "Assessment of a Multiple-Dose Drug Interaction Between Ezetimibe and Gemfibrozil", Presented at XIV Int'l Symp. on Drugs Affecting Lipid Metabolism (DALM) N.Y. (Sep. 9-12, 2001).
- P. Statkevich et al., "Ezetimibe Does Not Affect the Pharmacokinetics and Pharmacodynamics of Glipizide", *Clinical Pharmacology & Therapeutics*, 69:67 (Mar. 6-10, 2001).
- Knopp et al., "Effect of Ezetimibe on Serum Concentrations of Lipid-Soluble Vitamins", *Posters 11. Lipid Lowering Drug/Novel 72nd EAS Congress*, p. 90 (May 21-23, 2001).
- Kosoglou et al., "Pharmacodynamic Interaction Between Fenofibrate and the Cholesterol Absorption Inhibitor Ezetimibe", *Workshops Lipid Lowering Drugs, 72nd EAS Congress*, p. 38 (Mar. 6-10, 2001).
- Bays et al., "Low-Density Lipoprotein Cholesterol Reduction by SCH 58235 (Ezetimibe), A Novel Inhibitor of Intestinal Cholesterol Absorption, in 243 Hypercholesterolemic Subjects: Results of a Dose-Response Study", *XII International Symposium on Atherosclerosis, Stockholm, Sweden (Jun. 25-29, 2000)*.
- Castaner et al., "Ezetimibe—Hypolipidemic Cholesterol Absorption Inhibitor", *Drugs of the Future*, 25(7):679-685 (2000).
- Lipka et al., "Reduction of LDL-Cholesterol and Elevation of HDL-Cholesterol in Subjects with Primary Hypercholesterolemia by Ezetimibe (SCH 58235): Pooled Analysis of Two Phase II Studies", *American College of Cardiology Annual Meeting, Anaheim, CA (Mar. 12-15, 2000)*.
- Van Heek et al., "Comparison of the activity and disposition of the novel cholesterol absorption inhibitor, SCH58235, and its glucuronide, SCH60663", *British Journal of Pharmacology*, 129:1748-1754 (2000).
- Van Heek et al., 2000 "The potent cholesterol absorption inhibitor, ezetimibe, is glucuronidated in the intestine, localizes to the intestine, and circulates enterohepatically", *XII International Symposium of Atherosclerosis, Stockholm Sweden (Jun. 25-29, 2000)*.
- Iannucci et al., "Metabolism of SCH 58235 in the Human, Rat and Dog", *47th ASMS Conference on Mass Spectrometry and Allied Topics, Dallas, TX (Jun. 13-17, 1999)*.
- Reiss et al., "An Enzymatic Synthesis of Glucuronides of Azetidinone-based Cholesterol Absorption Inhibitors", *Bioorganic & Medicinal Chemistry*, 7:2199-2202 (1999).
- Rosenblum et al., "Discovery of 1-(4-Fluorophenyl)-(3R)-[3-(4-fluorophenyl)-(3S)-hydroxypropyl]-(4S)-(4-hydroxyphenyl)-2-azetidinone (SCH 58235): A Designed, Potent, Orally Active Inhibitor of Cholesterol Absorption", *J. Med. Chem.* 41:973-980 (1998).
- Vaccaro et al., "Sugar-Substituted 2-Azetidinone Cholesterol Absorption Inhibitors: Enhanced Potency by Modification of the Sugar", *Bioorganic & Medicinal Chemistry Letters*, 8:313-318 (1998).
- Zaks et al., "Enzymatic Glucuronidation of a Novel Cholesterol Absorption Inhibitor, SCH 58235", *Applied Biochemistry and Biotechnology*, 73:205-214 (1998).
- W. Insull et al., Postmenopausal Hypercholesterolemic Women Derive Additive Benefit from Raloxifene and Simvastatin on Lipid Parameters, *World Heart Federation 6th International Symposium on Global Risk of Coronary Heart Disease and Stroke—Abstract Book*, p. 35 (Jun. 12-15, 2002).
- L. Simons et al., 2002, "Ezetimibe added to on-going statin therapy for treatment of primary hypercholesterolemia: Efficacy and safety in patients with Type 2 diabetes mellitus", presented at the 38th Annual Meeting of the EASD, Sep. 1-5, 2002.
- C. Allain et al, 1974, "Enzymatic Determination of Total Serum Cholesterol", *Clinical Chemical*, 20:470-475.
- R. Mayrhofer et al., 1980, "Simple-Preparation of 3-Benzylidene-2-azetidinones", *Synthesis*, 247-248.
- Burrier, R.E. et al., 1994, "Demonstration of a Direct Effect on Hepatic Acyl CoA:Cholesterol Acyl Transferase (ACAT) Activity By An Orally Administered Enzyme Inhibitor in the Hamster", *Biochemical Pharmacology* 47:1545-1551.
- Burrier, R.E. et al., 1994, "The Effect of Acyl CoA:Cholesterol Acyltransferase Inhibitor on the Uptake, Esterification and Secretion of Cholesterol by the Hamster Small Intestine", *The Journal of Pharmacology and Experimental Therapeutics* 272:156-163.
- E.F. Binder et al., "Effects of Hormone Replacement Therapy on Serum Lipids in Elderly Women. A Randomized, Placebo-Controlled Trial", *134 Ann. Intern. Med.* 9:754-760 (May 1, 2001).
- MR Haymart et al., "Optimal Management of Dyslipidemia in Women and Men", *2 J. Gen. Specif. Med.* 6:37-42 (Nov.-Dec. 1997).
- "Framingham Heart Study Analysis Reveals Some Primary Prevention Subgroups Are Being Overlooked", *Heartwire* (Apr. 12, 2001).
- Detection Evaluation, and Treatment of High Blood Cholesterol in Adults (Adult Treatment Panel III), "Third Report of the National Cholesterol Education Program (NCEP)", *NIH Publication No. 01-3670* (May 2001).
- Van Heek et al., "Ezetimibe, A Potent Cholesterol Absorption Inhibitor, Normalizes Combined Dyslipidemia in Obese Hyperinsulinemic Hamsters", *50 Diabetes* 1330-1335 (Jun. 2001).
- "Additional Statins Show Anti-Inflammatory Effect", *103 Circulation* 1933-35 (Apr. 17, 2001).

- H. Hauser, et al., "Identification of a Receptor Mediating Absorption of Dietary Cholesterol in the Intestine", *Biochemistry* 37:17843-17850, 1998.
- G. Salen, et al., "Sitosterolemia", *Journal of Lipid Research* 33:945-955, 1992.
- Stedman's Medical Dictionary, 27th Edition, p. 1381.
- P.F. Belamarich et al., "Response To Diet and Cholestyramine in a Patient with Sitosterolemia", *Pediatrics*, 977-981, (Dec. 1990).
- G. Salen et al., "Lethal Atherosclerosis Associated With Abnormal Plasma and Tissue Sterol Composition in Sitosterolemia With Xanthomatosis", *Journal of Lipid Research*, 1126-1133, (Sep. 1985).
- G.R. Thompson et al., Novel Lipid-Regulating Drugs, *Exp. Opin. Invest. Drugs*, 9(11):2619-2628, 2000.
- Luis Gruber, MD, Inflammatory Markers in Acute Coronary Syndromes: C-reactive Protein (CRP) and Chlamydia, American Heart Association Scientific Sessions 2000.
- Stuart B. Rosenblum et al., Discovery of 1-(4-Fluorophenyl)-(3R)-[3-(fluorophenyl)-(3S)-hydroxypropyl]-(4S)-(4-hydroxyphenyl)-2-azetidinone (SCH 58235): A Designed, Potent, Orally Active Inhibitor of Cholesterol Absorption, *J. Med. Chem.* 41:973-980 (1998).
- Gilbert R. Thompson et al., Novel lipid-regulating drugs, *Exp. Opin. Invest. Drugs* 9(11):2619-2628 (2000).
- T. Kosoglou et al., Coadministration of Ezetimibe and Fenofibrate Leads to Favorable Effects on Apo CIII and LDL Subfractions, *Atherosclerosis* 2:89 (2001).
- Harry R. Davis et al., The Synergistic Hypocholesterolemic Activity of the Potent Cholesterol Absorption Inhibitor, Ezetimibe, in Combination With 3-Hydroxy-3-Methylglutaryl Coenzyme A Reductase Inhibitors in Dogs, *Metabolism* 50 (10):1234-1241 (2001).
- Study Showed Ezetimibe Significantly Reduced Levels of LDL Cholesterol or "Bad" Cholesterol in Patients, Schering-Plough Press Release.
- T. Kosoglou et al., Pharmacodynamic Interaction Between Fenofibrate and the Cholesterol Absorption Inhibitor Ezetimibe, *Atherosclerosis* (2):38 (2001).
- Baker S G et al., Treatment of homozygous familial hypercholesterolaemia with probucol, *South African Medical Journal* (1982).
- Sorbera et al., Netoglitazone, *Drugs of the Future*, 2002, 27(2): 132-139.
- Michel Farnier, Nouvelles approches médicamenteuses dans le traitement des dyslipidémies, *MT Endocrinologie*, 2002, 4:252-259.
- Berger et al., Physiological and Therapeutic Roles of Peroxisome Proliferator-Activated Receptors, *Diabetes Technology & Therapeutics*, 2002, 4:163-174.
- T. Kosoglou et al., "CoAdministration of Simvastatin and Ezetimibe Leads to Significant Reduction in LDL-Cholesterol", Proceedings of 3rd International Congress on Coronary, Artery Disease from Prevention to Intervention, Lyon, France p. 71 (2000), XP008027568.
- C. Sundell et al., "AG1-1067: A Multifunctional Phenolic Antioxidant, Lipid Modulator, Anti-Inflammatory and Antiatherosclerotic Agent," *The Journal of Pharmacology and Experimental Therapeutics*, vol. 305, No. 3 (2003).

* cited by examiner

1

**COMBINATIONS OF HORMONE
REPLACEMENT THERAPY
COMPOSITION(S) AND STEROL
ABSORPTION INHIBITOR(S) AND
TREATMENTS FOR VASCULAR
CONDITIONS IN POST-MENOPAUSAL
WOMEN**

**CROSS-REFERENCE TO RELATED
APPLICATIONS**

This application claims the benefit of priority from U.S. Provisional Patent Application Ser. No. 60/324,118, filed Sep. 21, 2001, and is a continuation-in-part of U.S. patent application Ser. No. 10/166,942, filed Jun. 11, 2002, each incorporated herein by reference.

FIELD OF THE INVENTION

The present invention relates to compositions, therapeutic combinations and methods for treating vascular conditions in post-menopausal women comprising at least one hormone replacement therapy composition and at least one sterol and/or 5 α -stanol absorption inhibitor.

BACKGROUND OF THE INVENTION

Cardiovascular diseases, such as coronary artery disease, arteriosclerosis, atherosclerosis, hypertension, hypercholesterolemia, hyperlipidemia, congestive heart failure and other cerebro- or peripheral vascular diseases are a leading risk factor and a major cause of death worldwide. Recently, trends have shown post-menopausal women to be at a greater risk than previously thought. It is now generally acknowledged that after menopause, protection from vascular disease slowly dwindles over time and by the seventh and eighth decade of life even approaches the frequency found in men. A number of ongoing studies have and are in the process of evaluating this aspect of women's health and determining recommended courses of therapy which may be effective in preventing or treating post-menopausal women who suffer from vascular diseases.

Hormone replacement therapy (HRT) has been widely used, but has not always been effective. In fact, some studies have suggested increased risks for cancer and vascular conditions when HRT compositions have been administered. Thus, there is a definite need for an effective treatment for vascular disease in post-menopausal women, which has heretofore not been met.

Despite the current approaches for the treatment or prevention of vascular conditions in post-menopausal women, there remains a need in the art for improved compositions and treatments for vascular conditions in post-menopausal women.

SUMMARY OF THE INVENTION

In one embodiment, the present invention provides a composition comprising (a) at least one hormone replacement therapy composition; and (b) at least one sterol or 5 α -stanol absorption inhibitor or a pharmaceutically acceptable salt or a solvate thereof.

In another embodiment, the present invention provides a composition comprising (a) at least one hormone replacement therapy composition; and (b) at least one substituted azetidinone compound or substituted β -lactam compound or a pharmaceutically acceptable salt or a solvate thereof.

2

In another embodiment, the present invention provides a combination comprising (a) a first amount of at least one hormone replacement therapy composition; and (b) a second amount of at least one sterol or 5 α -stanol absorption inhibitor or a pharmaceutically acceptable salt or a solvate thereof, wherein the first amount and the second amount together comprise a therapeutically effective amount for the treatment or prevention of a vascular condition in a subject or lowering a concentration of a sterol or 5 α -stanol in plasma of a subject.

Pharmaceutical compositions for the treatment or prevention of vascular conditions in subjects such as post-menopausal women, women needing hormone replacement therapy or lowering a concentration of a sterol or 5 α -stanol in plasma of a subject, comprising a therapeutically effective amount of the above composition(s) or therapeutic combination(s) and a pharmaceutically acceptable carrier also are provided.

Methods of treating or preventing vascular conditions in subjects such as post-menopausal women, women needing hormone replacement therapy or lowering a concentration of a sterol or 5 α -stanol in plasma of a subject, comprising the step of administering to a subject in need of such treatment an effective amount of the above composition(s) or therapeutic combination(s) also are provided.

Other than in the operating examples, or where otherwise indicated, all numbers expressing quantities of ingredients, reaction conditions, and so forth used in the specification and claims are to be understood as being modified in all instances by the term "about."

DETAILED DESCRIPTION

In one embodiment, the present invention is directed to compositions, pharmaceutical compositions, therapeutic combinations, kits and methods of treatment using the same comprising at least one (one or more) hormone replacement therapy composition and at least one (one or more) sterol or 5 α -stanol absorption inhibitor or pharmaceutically acceptable salts or solvates thereof, such as but not limited to, substituted azetidinone or substituted β -lactam sterol or 5 α -stanol absorption inhibitors discussed in detail below.

Useful hormone agents and compositions for hormone replacement therapy of the present invention include androgens, estrogens, progestins, their pharmaceutically acceptable salts and derivatives. Combinations of these agents and compositions are also useful.

The dosage of androgen and estrogen combinations vary, desirably from about 1 mg to about 4 mg androgen and from about 1 mg to about 3 mg estrogen. Examples include, but are not limited to, androgen and estrogen combinations such as the combination of esterified estrogens (sodium estrone sulfate and sodium equilin sulfate) and methyltestosterone (17-hydroxy-17-methyl-, (17B)-androst-4-en-3-one) available from Solvay Pharmaceuticals, Inc., Marietta, Ga., under the tradename ESTRATEST.

Estrogens and estrogen combinations may vary in dosage from about 0.01 mg up to 8 mg, desirably from about 0.3 mg to about 3.0 mg. Examples of useful estrogens and estrogen combinations include:

(a) the blend of nine (9) synthetic estrogenic substances including sodium estrone sulfate, sodium equilin sulfate, sodium 17 α -dihydroequilin sulfate, sodium 17 α -estradiol sulfate, sodium 17 β -dihydroequilin sulfate, sodium 17 α -dihydroequilenin sulfate, sodium 17 β -dihydroequilenin sulfate, sodium equilenin sulfate and sodium 17 β -estradiol

3

sulfate; available from Duramed Pharmaceuticals, Inc., Cincinnati, Ohio, under the tradename CENESTIN;

(b) ethinyl estradiol (19-nor-17 α -pregna-1,3,5(10)-trien-20-yne-3,17-diol); available by Schering Plough Corporation, Kenilworth, N.J., under the tradename ESTINYL;

(c) esterified estrogen combinations such as sodium estrone sulfate and sodium equilin sulfate; available from Solvay under the tradename ESTRATAB and from Monarch Pharmaceuticals, Bristol, Tenn., under the tradename MENEST;

(d) estropipate (piperazine estra-1,3,5(10)-trien-17-one, 3-(sulfoxy)-estrone sulfate); available from Pharmacia & Upjohn, Peapack, N.J., under the tradename OGEN and from Women First Health Care, Inc., San Diego, Calif., under the tradename ORTHO-EST; and

(e) conjugated estrogens (17 α -dihydroequilin, 17 α -estradiol, and 17 β -dihydroequilin); available from Wyeth-Ayerst Pharmaceuticals, Philadelphia, Pa., under the tradename PREMARIN.

Progestins and estrogens may also be administered with a variety of dosages, generally from about 0.05 to about 2.0 mg progestin and about 0.001 mg to about 2 mg estrogen, desirably from about 0.1 mg to about 1 mg progestin and about 0.01 mg to about 0.5 mg estrogen. Examples of progestin and estrogen combinations that may vary in dosage and regimen include:

(a) the combination of estradiol (estra-1,3,5(10)-triene-3,17 β -diol hemihydrate) and norethindrone (17 β -acetoxy-19-nor-17 α -pregn-4-en-20-yn-3-one); which is available from Pharmacia & Upjohn, Peapack, N.J., under the tradename ACTIVELLA;

(b) the combination of levonorgestrel (d(-)-13 β -ethyl-17 α -ethinyl-17 β -hydroxygon-4-en-3-one) and ethinyl estradiol; available from Wyeth-Ayerst under the tradename ALESSE, from Watson Laboratories, Inc., Corona, Calif., under the tradenames LEVORA and TRIVORA, Monarch Pharmaceuticals, under the tradename Nordette, and from Wyeth-Ayerst under the tradename TRIPHASIL;

(c) the combination of ethynodiol diacetate (19-nor-17 α -pregn-4-en-20-yne-3 β ,17-diol diacetate) and ethinyl estradiol; available from G.D. Searle & Co., Chicago, Ill., under the tradename DEMULEN and from Watson under the tradename ZOVIA;

(d) the combination of desogestrel (13-ethyl-11-methylene-18,19-dinor-17 α -pregn-4-en-20-yn-17-ol) and ethinyl estradiol; available from Organon under the tradenames DESOGEN and MIRCETTE, and from Ortho-McNeil Pharmaceutical, Raritan, N.J., under the tradename ORTHO-CEPT;

(e) the combination of norethindrone and ethinyl estradiol; available from Parke-Davis, Morris Plains, N.J., under the tradenames ESTROSTEP and Femhrt, from Watson under the tradenames MICROGESTIN, NECON, and TRINORINYL, from Ortho-McNeil under the tradenames MODICON and ORTHO-NOVUM, and from Warner Chilcott Laboratories, Rockaway, N.J., under the tradename OVCON;

(f) the combination of norgestrel ((\pm)-13-ethyl-17-hydroxy-18,19-dinor-17 α -pregn-4-en-20-yn-3-one) and ethinyl estradiol; available from Wyeth-Ayerst under the tradenames OVRAL and LO/OVRAL, and from Watson under the tradenames OGESTREL and LOW-OGESTREL;

(g) the combination of norethindrone, ethinyl estradiol, and mestranol (3-methoxy-19-nor-17 α -pregna-1,3,5(10)-trien-20-yn-17-ol); available from Watson under the tradenames BREVICON and NORINYL;

4

(h) the combination of 17 β -estradiol (estra-1,3,5(10)-triene-3,17 β -diol) and micronized norgestimate (17 α -17-(Acetyloxy)-13-ethyl-18,19-dinorpregn-4-en-20-yn-3-one-3-oxime); available from Ortho-McNeil under the tradename ORTHO-PREFEST;

(i) the combination of norgestimate (18,19-dinor-17-pregn-4-en-20-yn-3-one, 17-(acetyloxy)-13-ethyl-,oxime, (17 α -(+)-) and ethinyl estradiol; available from Ortho-McNeil under the tradenames ORTHO CYCLEN and ORTHO TRI-CYCLEN; and

(j) the combination of conjugated estrogens (sodium estrone sulfate and sodium equilin sulfate) and medroxyprogesterone acetate (20-dione, 17-(acetyloxy)-6-methyl-, (6 α)-pregn-4-ene-3); available from Wyeth-Ayerst under the tradenames PREMPHASE and PREMPRO.

In general, a dosage of progestins may vary from about 0.05 mg to about 10 mg or up to about 200 mg if microsized progesterone is administered. Examples of progestins include norethindrone; available from ESI Lederle, Inc., Philadelphia, Pa., under the tradename AYGESTIN, from Ortho-McNeil under the tradename MICRONOR, and from Watson under the tradename NOR-QD; norgestrel; available from Wyeth-Ayerst under the tradename OVRETTE; micronized progesterone (pregn-4-ene-3,20-dione); available from Solvay under the tradename PROMETRIUM; and medroxyprogesterone acetate; available from Pharmacia & Upjohn under the tradename PROVERA.

In another embodiment, the present invention is directed to compositions, pharmaceutical compositions, therapeutic combinations, kits and methods of treatment using the same comprising at least one (one or more) estrogen receptor modulator or antiestrogen and at least one (one or more) sterol or 5 α -stanol absorption inhibitor or pharmaceutically acceptable salts or solvates thereof, such as but not limited to, substituted azetidinone or substituted β -lactam sterol absorption inhibitors discussed in detail below.

Non-limiting examples of suitable estrogen receptor modulators or antiestrogens include raloxifene hydrochloride (such as EVISTA which is available from Eli Lilly), tamoxifen citrate (such as NOLVADEX which is available from AstraZeneca) and toremifene citrate (such as FAR-ESTON which is available from Shire US).

Generally, a total dosage of the above-described agents or medications can range from 1 to 3,000 mg/day, desirably from about 1 to 1,000 mg/day and more desirably from about 1 to 200 mg/day in single or 2-4 divided doses.

The hormone replacement therapy, estrogen receptor modulator or antiestrogen is administered in a therapeutically effective amount to treat the specified condition, for example in a daily dose preferably ranging from about 1 to about 1000 mg per day, and more preferably about 5 to about 200 mg per day, given in a single dose or 2-4 divided doses. The exact dose, however, is determined by the attending clinician and is dependent on such factors as the potency of the compound administered, the age, weight, condition and response of the patient.

The term "therapeutically effective amount" means that amount of a therapeutic agent of the composition, such as the combination of the hormone replacement therapy composition, estrogen receptor modulator or antiestrogen, and sterol or 5 α -stanol absorption inhibitor(s) and other pharmacological or therapeutic agents described below, that will elicit a biological or medical response of a tissue, system, or subject that is being sought by the administrator (such as a researcher, doctor or veterinarian) which includes alleviation of the symptoms of the condition or disease being treated and the prevention, slowing or halting of progression

5

of the condition, for example a vascular condition, such as hyperlipidaemia (for example atherosclerosis, hypercholesterolemia or sitosterolemia), vascular inflammation, stroke, diabetes, obesity and/or reduce the level of sterol(s) (such as cholesterol) in the plasma of a patient, such as a human or animal, for example women generally but also preferably in post-menopausal women.

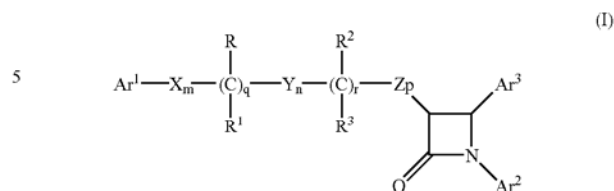
Examples of suitable subjects that can be treated according to the methods of the present invention include mammals, such as humans or dogs, and other animals. Preferably the subject being treated is a post-menopausal woman.

As used herein, "combination therapy" or "therapeutic combination" means the administration of two or more therapeutic agents, such as the hormone replacement therapy composition, estrogen receptor modulator or antiestrogen and sterol or 5 α -stanol absorption inhibitor(s), to prevent or treat a condition, for example a vascular condition, such as are discussed above, vascular inflammation, stroke, diabetes, obesity and/or reduce the level of sterol(s) (such as cholesterol) in the plasma of a patient, such as a human or animal, for example women generally but also preferably in post-menopausal women. As used herein, "vascular" means relating to blood vessels, including but not limited to arteries and/or veins, and comprises cardiovascular, cerebrovascular, peripheral vascular and combinations thereof. Such administration includes coadministration of these therapeutic agents in a substantially simultaneous manner, such as in a single tablet or capsule having a fixed ratio of active ingredients or in multiple, separate capsules for each therapeutic agent. Also, such administration includes use of each type of therapeutic agent in a sequential manner. In either case, the treatment using the combination therapy will provide beneficial effects in treating vascular conditions in post-menopausal women. A potential advantage of the combination therapy disclosed herein may be a reduction in the required amount of an individual therapeutic compound or the overall total amount of therapeutic compounds that are effective in treating vascular conditions in post-menopausal women. By using a combination of therapeutic agents, the side effects of the individual compounds can be reduced as compared to a monotherapy, which can improve patient compliance. Also, therapeutic agents can be selected to provide a broader range of complimentary effects or complimentary modes of action.

As discussed above, the compositions, pharmaceutical compositions and therapeutic combinations of the present invention comprise one or more sterol or 5 α -stanol absorption inhibitors, such as substituted azetidinone or substituted β -lactam sterol absorption inhibitors discussed in detail below. As used herein, "sterol absorption inhibitor" means a compound capable of inhibiting the absorption of one or more sterols, including but not limited to cholesterol or phytosterols (such as sitosterol, campesterol, stigmasterol and avenosterol), when administered in a therapeutically effective (sterol absorption inhibiting) amount to a subject. "5 α -stanol absorption inhibitor" means a compound capable of inhibiting the absorption of one or more 5 α -stanols (such as cholestanol, 5 α -campestanol, 5 α -sitostanol) when administered in a therapeutically effective (5 α -stanol absorption inhibiting) amount to a subject. Mixtures of sterol absorption inhibitor(s) and 5 α -stanol absorption inhibitor(s) are contemplated.

In a preferred embodiment, sterol or 5 α -stanol absorption inhibitors useful in the compositions, therapeutic combinations and methods of the present invention are represented by Formula (1) below:

6



or a pharmaceutically acceptable salt thereof or a solvate thereof, wherein, in Formula (1) above:

Ar¹ and Ar² are independently selected from the group consisting of aryl and R⁴-substituted aryl;

Ar³ is aryl or R⁵-Substituted aryl;

X, Y and Z are independently selected from the group consisting of —CH₂—, —CH(lower alkyl)— and —C(dilower alkyl)—;

R and R² are independently selected from the group consisting of —OR⁶, —O(CO)R⁶, —O(CO)OR⁹ and —O(CO)NR^{6,7};

R¹ and R³ are independently selected from the group consisting of hydrogen, lower alkyl and aryl;

q is 0 or 1; r is 0 or 1; m, n and p are independently selected from 0, 1, 2, 3 or 4; provided that at least one of q and r is 1, and the sum of m, n, p, q and r is 1, 2, 3, 4, 5 or 6; and provided that when p is 0 and r is 1, the sum of m, q and n is 1, 2, 3, 4 or 5;

R⁴ is 1–5 substituents independently selected from the group consisting of lower alkyl, —OR⁶, —O(CO)R⁶, —O(CO)OR⁹, —O(CH₂)₁₋₅OR⁶, —O(CO)NR^{6,7}, —NR^{6,7}, —NR⁶(CO)R⁷, —NR⁶(CO)OR⁹, —NR⁶(CO)NR^{7,8}, —NR⁶SO₂R⁹, —COOR⁶, —CONR^{6,7}, —COR⁶, —SO₂NR^{6,7}, S(O)₀₋₂R⁹, —O(CH₂)₁₋₁₀—COOR⁶, —O(CH₂)₁₋₁₀CONR^{6,7}, —(lower alkylene)COOR⁶, —CH=CH—COOR⁶, —CF₃, —CN, —NO₂ and halogen;

R⁵ is 1–5 substituents independently selected from the group consisting of —OR⁶, —O(CO)R⁶, —O(CO)OR⁹, —O(CH₂)₁₋₅OR⁶, —O(CO)NR^{6,7}, —NR^{6,7}, —NR⁶(CO)R⁷, —NR⁶(CO)OR⁹, —NR⁶(CO)NR^{7,8}, —COOR⁶, —CONR^{6,7}, —COR⁶, —SO₂NR^{6,7}, S(O)_{0,2}R⁹, —O(CH₂)₁₋₁₀—COOR⁶, —O(CH₂)₁₋₁₀CONR^{6,7}, —(lower alkylene)COOR⁶ and —CH=CH—COOR⁶;

R⁶, R⁷ and R⁸ are independently selected from the group consisting of hydrogen, lower alkyl, aryl and aryl-substituted lower alkyl; and

R⁹ is lower alkyl, aryl or aryl-substituted lower alkyl.

Preferably, R⁴ is 1–3 independently selected substituents, and R⁵ is preferably 1–3 independently selected substituents.

As used herein, the term "alkyl" or "lower alkyl" means straight or branched alkyl chains having from 1 to 6 carbon atoms and "alkoxy" means alkoxy groups having 1 to 6 carbon atoms. Non-limiting examples of lower alkyl groups include, for example methyl, ethyl, propyl, and butyl groups.

"Alkenyl" means straight or branched carbon chains having one or more double bonds in the chain, conjugated or unconjugated. Similarly, "alkynyl" means straight or branched carbon chains having one or more triple bonds in the chain. Where an alkyl, alkenyl or alkynyl chain joins two other variables and is therefore bivalent, the terms alkylene, alkenylene and alkynylene are used.

"Cycloalkyl" means a saturated carbon ring of 3 to 6 carbon atoms, while "cycloalkylene" refers to a corresponding bivalent ring, wherein the points of attachment to other groups include all positional isomers.

7

"Halogeno" refers to fluorine, chlorine, bromine or iodine radicals.

"Aryl" means phenyl, naphthyl, indenyl, tetrahydronaphthyl or indanyl.

"Phenylene" means a bivalent phenyl group, including ortho, meta and para-substitution.

The statements wherein, for example, R, R¹, R² and R³, are said to be independently selected from a group of substituents, mean that R, R¹, R² and R³ are independently selected, but also that where an R, R¹, R² and R³ variable occurs more than once in a molecule, each occurrence is independently selected (e.g., if R is —OR⁶, wherein R⁶ is hydrogen, R² can be —OR⁶ wherein R⁶ is lower alkyl). Those skilled in the art will recognize that the size and nature of the substituent(s) will affect the number of substituents that can be present.

Compounds of the invention have at least one asymmetrical carbon atom and therefore all isomers, including enantiomers, stereoisomers, rotamers, tautomers and racemates of the compounds of Formulae I–XII are contemplated as being part of this invention. The invention includes d and l isomers in both pure form and in admixture, including racemic mixtures. Isomers can be prepared using conventional techniques, either by reacting optically pure or optically enriched starting materials or by separating isomers of a compound of the Formulas I–XII. Isomers may also include geometric isomers, e.g., when a double bond is present. Those skilled in the art will appreciate that for some of the compounds of the Formulas I–XII, one isomer will show greater pharmacological activity than other isomers.

Compounds of the invention with an amino group can form pharmaceutically acceptable salts with organic and inorganic acids. Examples of suitable acids for salt formation are hydrochloric, sulfuric, phosphoric, acetic, citric, oxalic, malonic, salicylic, malic, fumaric, succinic, ascorbic, maleic, methanesulfonic and other mineral and carboxylic acids well known to those in the art. The salt is prepared by contacting the free base form with a sufficient amount of the desired acid to produce a salt. The free base form may be regenerated by treating the salt with a suitable dilute aqueous base solution such as dilute aqueous sodium bicarbonate. The free base form differs from its respective salt form somewhat in certain physical properties, such as solubility in polar solvents, but the salt is otherwise equivalent to its respective free base forms for purposes of the invention.

Certain compounds of the invention are acidic (e.g., those compounds which possess a carboxyl group). These compounds form pharmaceutically acceptable salts with inorganic and organic bases. Examples of such salts are the sodium, potassium, calcium, aluminum, gold and silver salts. Also included are salts formed with pharmaceutically acceptable amines such as ammonia, alkyl amines, hydroxyalkylamines, N-methylglucamine and the like.

As used herein, "solvate" means a molecular or ionic complex of molecules or ions of solvent with those of solute (for example, one or more compounds of Formulae I–XII, isomers of the compounds of Formulae I–XII, or prodrugs of the compounds of Formulae I–XII). Non-limiting examples of useful solvents include polar, protic solvents such as water and/or alcohols (for example methanol).

Prodrugs of the compounds of Formulae I–XII are contemplated as being part of this invention. As used herein, "prodrug" means compounds that are drug precursors which, following administration to a patient, release the drug in vivo via some chemical or physiological process (e.g., a prodrug on being brought to the physiological pH or through enzyme action is converted to the desired drug form).

8

Preferred compounds of Formula (I) are those in which Ar¹ is phenyl or R⁴-substituted phenyl, more preferably (4-R⁴)-substituted phenyl. Ar² is preferably phenyl or R⁴-substituted phenyl, more preferably (4-R⁴)-substituted phenyl. Ar³ is preferably R⁵-substituted phenyl, more preferably (4-R⁵)-substituted phenyl. When Ar¹ is (4-R⁴)-substituted phenyl, R¹ is preferably a halogen. When Ar² and Ar³ are R⁴- and R⁵-substituted phenyl, respectively, R⁴ is preferably halogen or —OR⁶ and R⁵ is preferably —OR⁶, wherein R⁶ is lower alkyl or hydrogen. Especially preferred are compounds wherein each of Ar¹ and Ar² is 4-fluorophenyl and Ar³ is 4-hydroxyphenyl or 4-methoxyphenyl.

X, Y and Z are each preferably —CH₂—. R¹ and R³ are each preferably hydrogen. R and R² are preferably —OR⁶ wherein R⁶ is hydrogen, or a group readily metabolizable to a hydroxyl (such as —O(CO)R⁶, —O(CO)OR⁹ and —O(CO)NR⁶R⁷, defined above).

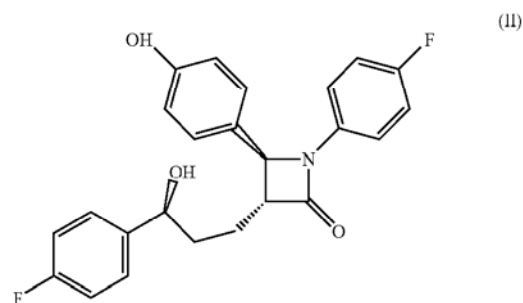
The sum of m, n, p, q and r is preferably 2, 3 or 4, more preferably 3. Preferred are compounds wherein m, n and r are each zero, q is 1 and p is 2.

Also preferred are compounds of Formula (I) in which p, q and n are each zero, r is 1 and m is 2 or 3. More preferred are compounds wherein m, n and r are each zero, q is 1, p is 2, Z is —CH₂— and R is —OR⁶, especially when R⁶ is hydrogen.

Also more preferred are compounds of Formula (I) wherein p, q and n are each zero, r is 1, m is 2, X is —CH₂— and R² is —OR⁶, especially when R⁶ is hydrogen.

Another group of preferred compounds of Formula (I) is that in which Ar¹ is phenyl or R⁴-substituted phenyl, Ar² is phenyl or R⁴-substituted phenyl and Ar³ is R⁵-substituted phenyl. Also preferred are compounds in which Ar¹ is phenyl or R⁴-substituted phenyl, Ar² is phenyl or R⁴-substituted phenyl, Ar³ is R⁵-substituted phenyl, and the sum of m, n, p, q and r is 2, 3 or 4, more preferably 3. More preferred are compounds wherein Ar¹ is phenyl or R⁴-substituted phenyl, Ar² is phenyl or R⁴-substituted phenyl, Ar³ is R⁵-substituted phenyl, and wherein m, n and r are each zero, q is 1 and p is 2, or wherein p, q and n are each zero, r is 1 and m is 2 or 3.

In a preferred embodiment, a sterol or 5 α -stanol absorption inhibitor of Formula (I) useful in the compositions, therapeutic combinations and methods of the present invention is represented by Formula (II) (ezetimibe) below:



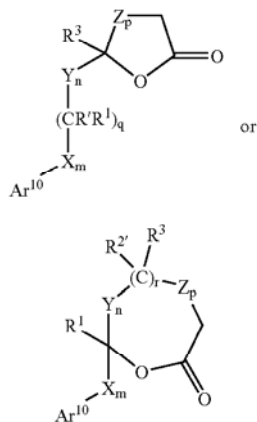
or a pharmaceutically acceptable salt or solvate thereof. The compound of Formula (II) can be in anhydrous or hydrated form.

Compounds of Formula I can be prepared by a variety of methods well known to those skilled in the art, for example such as are disclosed in U.S. Pat. Nos. 5,631,365, 5,767,115, 5,846,966, 6,207,822, U.S. patent application Ser. No.

9

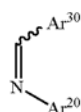
10/105,710 filed Mar. 25, 2002, and PCT Patent Application WO 93/02048, each of which is incorporated herein by reference, and in the Example below. For example, suitable compounds of Formula I can be prepared by a method comprising the steps of:

(a) treating with a strong base a lactone of the Formula A or B:



wherein R¹ and R^{2'} are R and R², respectively, or are suitably protected hydroxy groups; Ar¹⁰ is Ar¹, a suitably protected hydroxy-substituted aryl or a suitably protected amino-substituted aryl; and the remaining variables are as defined above for Formula I, provided that in lactone of formula B, when n and r are each zero, p is 1-4;

(b) reacting the product of step (a) with an imine of the formula



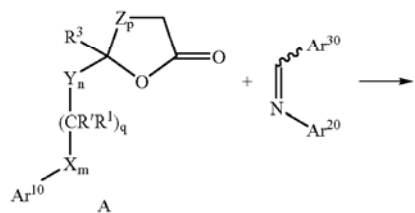
wherein Ar²⁰ is Ar², a suitably protected hydroxy-substituted aryl or a suitably protected amino-substituted aryl; and Ar³⁰ is Ar³, a suitably protected hydroxy-substituted aryl or a suitably protected amino-substituted aryl;

c) quenching the reaction with an acid;

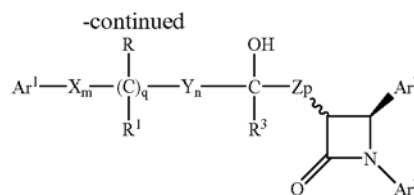
d) optionally removing the protecting groups from R¹, R^{2'}, Ar¹⁰, Ar²⁰ and Ar³⁰, when present; and

e) optionally functionalizing hydroxy or amino substituents at R, R², Ar¹, Ar² and Ar³.

Using the lactones shown above, compounds of Formula IA and IB are obtained as follows:

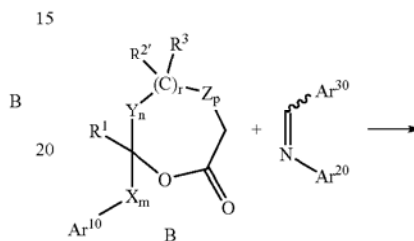


10



IA

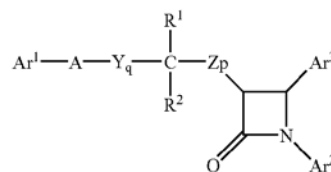
wherein the variables are as defined above; and



IB

wherein the variables are as defined above.

Alternative sterol or 5 α -stanol absorption inhibitors useful in the compositions, therapeutic combinations and methods of the present invention are represented by Formula (III) below:



(III)

or a pharmaceutically acceptable salt thereof or a solvate thereof, wherein, in Formula (III) above:

Ar¹ is R³-substituted aryl;

Ar² is R⁴-substituted aryl;

Ar³ is R⁵-substituted aryl;

Y and Z are independently selected from the group consisting of —CH₂—, —CH(lower alkyl)— and —C(dilower alkyl)—;

A is selected from O, S, S(O) or —S(O)₂—;

R¹ is selected from the group consisting of —OR⁶, —O(CO)R⁶, —O(CO)OR⁹ and —O(CO)NR⁶R⁷; R² is selected from the group consisting of hydrogen, lower alkyl and aryl; or R¹ and R² together are =O;

q is 1, 2 or 3;

p is 0, 1, 2, 3 or 4;

11

R⁵ is 1-3 substituents independently selected from the group consisting of —OR⁶, —O(CO)R⁶, —O(CO)OR⁹, —O(CH₂)₁₋₅OR⁹, —O(CO)NR⁶R⁷, —NR⁶R⁷, —NR⁶(CO)R⁷, —NR⁶(CO)OR⁹, —NR⁶(CO)NR⁷R⁸, —NR⁶SO₂-lower alkyl, —NR⁶SO₂-aryl, —CONR⁶R⁷, —COR⁶, —SO₂NR⁶R⁷, S(O)₀₋₂-alkyl, S(O)₀₋₂-aryl, —O(CH₂)₁₋₁₀—COOR⁶, —O(CH₂)₁₋₁₀CONR⁶R⁷, o-halogeno, m-halogeno, o-lower alkyl, m-lower alkyl, -(lower alkylene)-COOR⁶, and —CH=CH—COOR⁶;

R³ and R⁴ are independently 1-3 substituents independently selected from the group consisting of R⁵, hydrogen, p-lower alkyl, aryl, —NO₂, —CF₃ and p-halogeno;

R⁶, R⁷ and R⁸ are independently selected from the group consisting of hydrogen, lower alkyl, aryl and aryl-substituted lower alkyl; and R⁹ is lower alkyl, aryl or aryl-substituted lower alkyl.

Preferred compounds of Formula 1 include those in which Ar¹ is R³-substituted phenyl, especially (4-R³)-substituted phenyl. Ar² is preferably R⁴-substituted phenyl, especially (4-R⁴)-substituted phenyl. Ar³ is preferably R⁵-substituted phenyl, especially (4-R⁵)-substituted phenyl. Mono-substitution of each of Ar¹, Ar² and Ar³ is preferred.

Y and Z are each preferably —CH₂—. R² is preferably hydrogen. R¹ is preferably —OR⁶ wherein R⁶ is hydrogen, or a group readily metabolizable to a hydroxyl (such as —O(CO)R⁶, —O(CO)OR⁹ and —O(CO)NR⁶R⁷, defined above). Also preferred are compounds wherein R¹ and R² together are =O.

The sum of q and p is preferably 1 or 2, more preferably 1. Preferred are compounds wherein p is zero and q is 1. More preferred are compounds wherein p is zero, q is 1, Y is —CH₂— and R¹ is —OR⁶, especially when R⁶ is hydrogen.

Another group of preferred compounds is that in which Ar¹ is R³-substituted phenyl, Ar² is R⁴-substituted phenyl and Ar³ is R⁵-substituted phenyl.

Also preferred are compounds wherein Ar¹ is R³-substituted phenyl, Ar² is R⁴-substituted phenyl, Ar³ is R⁵-substituted phenyl, and the sum of p and q is 1 or 2, especially 1. More preferred are compounds wherein Ar¹ is R³-substituted phenyl, Ar² is R⁴-substituted phenyl, Ar³ is R⁵-substituted phenyl, p is zero and q is 1.

A is preferably —O—.

R³ is preferably —COOR⁶, —CONR⁶R⁷, —COR⁶, —SO₂NR⁶R⁷, S(O)₀₋₂-alkyl, S(O)₀₋₂-aryl, NO₂ or halogeno. A more preferred definition for R³ is halogeno, especially fluoro or chloro.

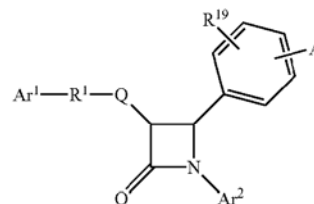
R⁴ is preferably hydrogen, lower alkyl, —OR⁶, —O(CO)R⁶, —O(CO)OR⁹, —O(CO)NR⁶R⁷, —NR⁶R⁷, COR⁶ or halogeno, wherein R⁶ and R⁷ are preferably independently hydrogen or lower alkyl, and R⁹ is preferably lower alkyl. A more preferred definition for R⁴ is hydrogen or halogeno, especially fluoro or chloro.

R⁵ is preferably —OR⁶, —O(CO)R⁶, —O(CO)OR⁹, —O(CO)NR⁶R⁷, —NR⁶R⁷, -(lower alkylene)-COOR⁶ or —CH=CH—COOR⁶, wherein R⁶ and R⁷ are preferably independently hydrogen or lower alkyl, and R⁹ is preferably lower alkyl. A more preferred definition for R⁵ is —OR⁶, -(lower alkylene)-COOR⁶ or —CH=CH—COOR⁶, wherein R⁶ is preferably hydrogen or lower alkyl.

Methods for making compounds of Formula III are well known to those skilled in the art. Non-limiting examples of suitable methods are disclosed in U.S. Pat. No. 5,688,990, which is incorporated herein by reference.

12

In another embodiment, sterol or 5 α -stanol absorption inhibitors useful in the compositions, therapeutic combinations and methods of the present invention are represented by Formula (IV):



(IV)

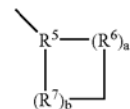
or a pharmaceutically acceptable salt thereof or a solvate thereof, wherein, in Formula (IV) above:

A is selected from the group consisting of R²-substituted heterocycloalkyl, R²-substituted heteroaryl, R²-substituted benzofused heterocycloalkyl, and R²-substituted benzofused heteroaryl;

Ar¹ is aryl or R³-substituted aryl;

Ar² is aryl or R⁴-substituted aryl;

Q is a bond or, with the 3-position ring carbon of the azetidinone, forms the spiro group



and

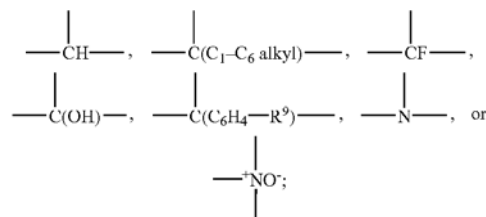
R¹ is selected from the group consisting of:

—(CH₂)_q—, wherein q is 2-6, provided that when Q forms a spiro ring, q can also be zero or 1;

—(CH₂)_e—G—(CH₂)_r—, wherein G is —O—, —C(O)—, phenylene, —NR⁸— or —S(O)₀₋₂—, e is 0-5 and r is 0-5, provided that the sum of e and r is 1-6; —(C₂-C₆ alkenylene)-; and

—(CH₂)_f—V—(CH₂)_g—, wherein V is C₃-C₆ cycloalkylene, f is 1-5 and g is 0-5, provided that the sum of f and g is 1-6;

R⁵ is selected from:



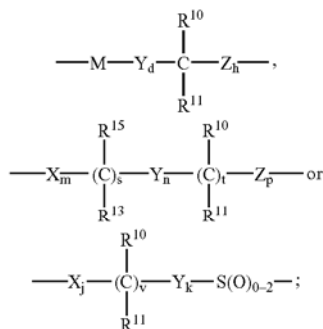
R⁶ and R⁷ are independently selected from the group consisting of —CH₂—, —CH(C₁-C₆ alkyl)-, —C(di-(C₁-C₆)alkyl), —CH=CH— and —C(C₁-C₆ alkyl)=CH—; or R⁵ together with an adjacent R⁶, or R⁵ together with an adjacent R⁷, form a —CH=CH— or a —CH=C(C₁-C₆ alkyl)-group;

a and b are independently 0, 1, 2 or 3, provided both are not zero; provided that when R⁶ is —CH=CH— or

13

—C(C₁–C₆ alkyl)=CH—, a is 1; provided that when R⁷ is —CH=CH— or —C(C₁–C₆ alkyl)=CH—, b is 1; provided that when a is 2 or 3, the R⁶'s can be the same or different; and provided that when b is 2 or 3, the R⁷'s can be the same or different;

and when Q is a bond, R¹ also can be selected from:



where M is —O—, —S—, —S(O)— or —S(O)₂—;

X, Y and Z are independently selected from the group consisting of —CH₂—, —CH(C₁–C₆ alkyl)- and —C(di-(C₁–C₆) alkyl);

R¹⁰ and R¹² are independently selected from the group consisting of —OR¹⁴, —O(CO)R¹⁴, —O(CO)OR¹⁶ and —O(CO)NR¹⁴R¹⁵;

R¹¹ and R¹³ are independently selected from the group consisting of hydrogen, (C₁–C₆)alkyl and aryl; or R¹⁰ and R¹¹ together are =O, or R¹² and R¹³ together are =O;

d is 1, 2 or 3;

h is 0, 1, 2, 3 or 4;

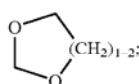
s is 0 or 1; t is 0 or 1; m, n and p are independently 0–4; provided that at least one of s and t is 1, and the sum of m, n, p, s and t is 1–6; provided that when p is 0 and t is 1, the sum of m, s and n is 1–5; and provided that when p is 0 and s is 1, the sum of m, t and n is 1–5;

v is 0 or 1;

j and k are independently 1–5, provided that the sum of j, k and v is 1–5;

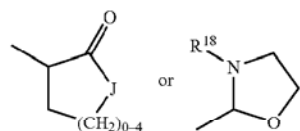
R² is 1–3 substituents on the ring carbon atoms selected from the group consisting of hydrogen, (C₁–C₁₀)alkyl, (C₂–C₁₀)alkenyl, (C₂–C₁₀)alkynyl, (C₃–C₆)cycloalkyl, (C₃–C₆)cycloalkenyl, R¹⁷-substituted aryl, R¹⁷-substituted benzyl, R¹⁷-substituted benzyloxy, R¹⁷-substituted aryloxy, halogeno, —NR¹⁴R¹⁵, NR¹⁴R¹⁵(C₁–C₆ alkylene)-, NR¹⁴R¹⁵C(O)(C₁–C₆ alkylene)-, —NHC(O)R¹⁶, OH, C₁–C₆ alkoxy, —OC(O)R¹⁶,

—COR¹⁴, hydroxy(C₁–C₆)alkyl, (C₁–C₆)alkoxy(C₁–C₆)alkyl, NO₂, —S(O)₀₋₂R¹⁶, —SO₂NR¹⁴R¹⁵ and —(C₁–C₆ alkylene)COOR¹⁴; when R² is a substituent on a heterocycloalkyl ring, R² is as defined, or is =O or



and, where R² is a substituent on a substitutable ring nitrogen, it is hydrogen, (C₁–C₆)alkyl, aryl, (C₁–C₆)alkoxy, aryloxy, (C₁–C₆)alkylcarbonyl, arylcarbonyl, hydroxy, —(CH₂)₁₋₆CONR¹⁸R¹⁸,

14



wherein J is —O—, —NH—, —NR¹⁸— or —CH₂—; R³ and R⁴ are independently selected from the group consisting of 1–3 substituents independently selected from the group consisting of (C₁–C₆)alkyl, —OR¹⁴, —O(CO)R¹⁴, —O(CO)OR¹⁶, —O(CH₂)₁₋₅OR¹⁴, —O(CO)NR¹⁴R¹⁵, —NR¹⁴R¹⁵, —NR(CO)R¹⁵, —NR¹⁴(CO)OR¹⁶, —NR¹⁴(CO)NR¹⁵R¹⁹, —NR¹⁴SO₂R¹⁶, —COOR¹⁴, —CONR¹⁴R¹⁵, —COR¹⁴, —SO₂NR¹⁴R¹⁵, S(O)₀₋₂R¹⁶, —O(CH₂)₁₋₁₀—COOR¹⁴, —O(CH₂)₁₋₁₀CONR¹⁴R¹⁵, —(C₁–C₆ alkylene)—COOR¹⁴, —CH=CH—COOR¹⁴, —CF₃, —CN, —NO₂ and halogen;

R⁸ is hydrogen, (C₁–C₆)alkyl, aryl (C₁–C₆)alkyl, —C(O)R¹⁴ or —COOR¹⁴;

R⁹ and R¹⁷ are independently 1–3 groups independently selected from the group consisting of hydrogen, (C₁–C₆)alkyl, (C₁–C₆)alkoxy, —COOH, NO₂, —NR¹⁴R¹⁵, OH and halogeno;

R¹⁴ and R¹⁵ are independently selected from the group consisting of hydrogen, (C₁–C₆)alkyl, aryl and aryl-substituted (C₁–C₆)alkyl;

R¹⁶ is (C₁–C₆)alkyl, aryl or R¹⁷-substituted aryl;

R¹⁸ is hydrogen or (C₁–C₆)alkyl; and

R¹⁹ is hydrogen, hydroxy or (C₁–C₆)alkoxy.

As used in Formula (IV) above, “A” is preferably an R²-substituted, 6-membered heterocycloalkyl ring containing 1 or 2 nitrogen atoms. Preferred heterocycloalkyl rings are piperidinyl, piperazinyl and morpholinyl groups. The ring “A” is preferably joined to the phenyl ring through a ring nitrogen. Preferred R² substituents are hydrogen and lower alkyl. R¹⁹ is preferably hydrogen.

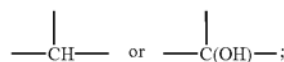
Ar² is preferably phenyl or R⁴-phenyl, especially (4-R⁴)-substituted phenyl. Preferred definitions of R⁴ are lower alkoxy, especially methoxy, and halogeno, especially fluoro.

Ar¹ is preferably phenyl or R³-substituted phenyl, especially (4-R³)-substituted phenyl.

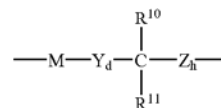
There are several preferred definitions for the —R¹—Q— combination of variables:

Q is a bond and R¹ is lower alkylene, preferably propylene;

Q is a Spiro group as defined above, wherein preferably R⁶ and R⁷ are each ethylene and R⁵ is



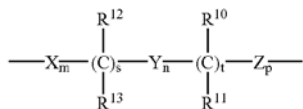
Q is a bond and R¹ is



wherein the variables are chosen such that R¹ is —O—CH₂—CH(OH)—;

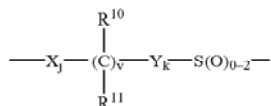
15

Q is a bond and R¹ is



wherein the variables are chosen such that R¹ is —CH (OH)—(CH₂)₂—; and

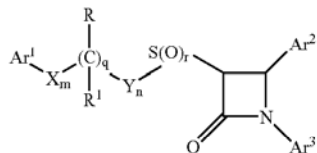
Q is a bond and R¹ is



wherein the variables are chosen such that R¹ is —CH (OH)—CH₂—S(O)₀₋₂—.

Methods for making compounds of Formula IV are well known to those skilled in the art. Non-limiting examples of suitable methods are disclosed in U.S. Pat. No. 5,656,624, which is incorporated herein by reference.

In another embodiment, sterol or 5 α -stanol absorption inhibitors useful in the compositions, therapeutic combinations and methods of the present invention are represented by Formula (V):



or a pharmaceutically acceptable salt thereof or a solvate thereof, wherein, in Formula (V) above:

Ar¹ is aryl, R¹⁰-substituted aryl or heteroaryl;

Ar² is aryl or R⁴-substituted aryl;

Ar³ is aryl or R⁵-substituted aryl;

X and Y are independently selected from the group consisting of —CH₂—, —CH(lower alkyl)- and —C(dilower alkyl)-;

R is —OR⁶, —O(CO)R⁶, —O(CO)OR⁹ or —O(CO)NR⁶R⁷; R¹ is hydrogen, lower alkyl or aryl; or R and R¹ together are =O;

q is 0 or 1;

r is 0, 1 or 2;

m and n are independently 0, 1, 2, 3, 4 or 5; provided that the sum of m, n and q is 1, 2, 3, 4 or 5;

R⁴ is 1–5 substituents independently selected from the group consisting of lower alkyl, —OR⁶, —O(CO)R⁶, —O(CO)OR⁹, —O(CH₂)₁₋₅OR⁶, —O(CO)NR⁶R⁷, —NR⁶R⁷, —NR⁶(CO)R⁷, —NR⁶(CO)OR⁹, —NR⁶(CO)NR⁷R⁸, —NR⁶SO₂R⁹, —COOR⁶, —CONR⁶R⁷, —COR⁶, —SO₂NR⁶R⁷, S(O)₀₋₂R⁹, —O(CH₂)₁₋₁₀—COOR⁶, —O(CH₂)₁₋₁₀CONR⁶R⁷, -(lower alkylene)COOR⁶ and —CH=CH—COOR⁶;

R⁵ is 1–5 substituents independently selected from the group consisting of —OR⁶, —O(CO)R⁶, —O(CO)OR⁹, —O(CH₂)₁₋₅OR⁶, —O(CO)NR⁶R⁷, —NR⁶R⁷, —NR⁶(CO)

16

R⁷, —NR⁶(CO)OR⁹, —NR⁶(CO)NR⁷R⁸, —NR⁶SO₂R⁹, —COOR⁶, —CONR⁶R⁷, —COR⁶, —SO₂NR⁶R⁷, S(O)₀₋₂R⁹, —O(CH₂)₁₋₁₀—COOR⁶, —O(CH₂)₁₋₁₀CONR⁶R⁷, —CF₃, —CN, —NO₂, halogen,

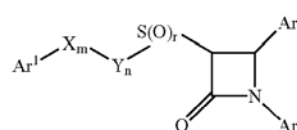
5 -(lower alkylene)COOR⁶ and —CH=CH—COOR⁶;

R⁶, R⁷ and R⁸ are independently selected from the group consisting of hydrogen, lower alkyl, aryl and aryl-substituted lower alkyl;

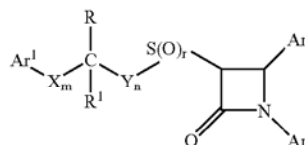
R⁹ is lower alkyl, aryl or aryl-substituted lower alkyl; and

R¹⁰ is 1–5 substituents independently selected from the group consisting of lower alkyl, —OR⁶, —O(CO)R⁶, —O(CO)OR⁹, —O(CH₂)₁₋₅OR⁶, —O(CO)NR⁶R⁷, —NR⁶R⁷, —NR⁶(CO)R⁷, —NR⁶(CO)OR⁹, —NR⁶(CO)NR⁷R⁸, —NR⁶SO₂R⁹, —COOR⁶, —CONR⁶R⁷, —COR⁶, —SO₂NR⁶R⁷, —S(O)₀₋₂R⁹, —O(CH₂)₁₋₁₀—COOR⁶, —O(CH₂)₁₋₁₀CONR⁶R⁷, —CF₃, —CN, —NO₂ and halogen.

Within the scope of Formula V, there are included two preferred structures. In Formula VA, q is zero and the remaining variables are as defined above, and in Formula VB, q is 1 and the remaining variables are as defined above:



VA



VB

R⁴, R⁵ and R¹⁰ are each preferably 1–3 independently selected substituents as set forth above. Preferred are compounds of Formula (V) wherein Ar¹ is phenyl, R¹⁰-substituted phenyl or thienyl, especially (4-R¹⁰)-substituted phenyl or thienyl. Ar² is preferably R⁴-substituted phenyl, especially (4-R⁴)-substituted phenyl. Ar³ is preferably phenyl or R⁵-substituted phenyl, especially (4-R⁵)-substituted phenyl. When Ar¹ is R¹⁰-substituted phenyl, R¹⁰ is preferably halogeno, especially fluoro. When Ar² is R⁴-substituted phenyl, R⁴ is preferably —OR⁶, especially wherein R⁶ is hydrogen or lower alkyl. When Ar³ is R⁵-substituted phenyl, R⁵ is preferably halogeno, especially fluoro. Especially preferred are compounds of Formula (V) wherein Ar¹ is phenyl, 4-fluorophenyl or thienyl, Ar² is 4-(alkoxy or hydroxy)phenyl, and Ar³ is phenyl or 4-fluorophenyl.

X and Y are each preferably —CH₂—. The sum of m, n and q is preferably 2, 3 or 4, more preferably 2. When q is 1, n is preferably 1 to 5.

Preferences for X, Y, Ar¹, Ar² and Ar³ are the same in each of Formulae (VA) and (VB).

In compounds of Formula (VA), the sum of m and n is preferably 2, 3 or 4, more preferably 2. Also preferred are compounds wherein the sum of m and n is 2, and r is 0 or 1.

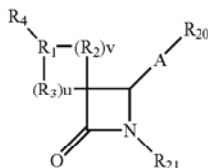
In compounds of Formula (VB), the sum of m and n is preferably 1, 2 or 3, more preferably 1. Especially preferred are compounds wherein m is zero and n is 1. R¹ is preferably hydrogen and R is preferably —OR⁶ wherein R⁶ is hydrogen, or a group readily metabolizable to a hydroxyl (such as —O(CO)R⁶,

17

—O(CO)OR⁹ and —O(CO)NR⁶R⁷ defined above), or R and R¹ together form a =O group.

Methods for making compounds of Formula V are well known to those skilled in the art. Non-limiting examples of suitable methods are disclosed in U.S. Pat. No. 5,624,920, which is incorporated herein by reference.

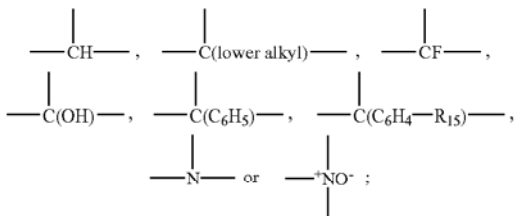
In another embodiment, sterol or 5 α -stanol absorption inhibitors useful in the compositions, therapeutic combinations and methods of the present invention are represented by Formula (VI):



(VI)

or a pharmaceutically acceptable salt thereof or a solvate thereof, wherein:

R₁ is



R₂ and R₃ are independently selected from the group consisting of: —CH₂—, —CH(lower alkyl)—, —C(di-lower alkyl)—, —CH=CH— and —C(lower alkyl)=CH—; or R₁ together with an adjacent R₂, or R₁ together with an adjacent R₃, form a —CH=CH— or a —CH=C(lower alkyl)—group;

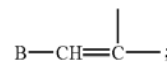
u and v are independently 0, 1, 2 or 3, provided both are not zero; provided that when R₂ is —CH=CH— or —C(lower alkyl)=CH—, v is 1; provided that when R₃ is —CH=CH— or —C(lower alkyl)=CH—, u is 1; provided that when v is 2 or 3, the R₂'s can be the same or different; and provided that when u is 2 or 3, the R₃'s can be the same or different;

R₄ is selected from B—(CH₂)_mC(O)—, wherein m is 0, 1, 2, 3, 4 or 5; B—(CH₂)_q—, wherein q is 0, 1, 2, 3, 4, 5 or 6; B—(CH₂)_e—Z—(CH₂)_r—, wherein Z is —O—, —C(O)—, phenylene, —N(R₈)— or —S(O)_{0.2}—, e is 0, 1, 2, 3, 4 or 5 and r is 0, 1, 2, 3, 4 or 5, provided that the sum of e and r is 0, 1, 2, 3, 4, 5 or 6; B—(C₂–C₆ alkenylene)-; B—(C₄–C₆ alkadienylene)-; B—(CH₂)_t—Z—(C₂–C₆ alkenylene)-, wherein Z is as defined above, and wherein t is 0, 1, 2 or 3, provided that the sum of t and the number of carbon atoms in the alkenylene chain is 2, 3, 4, 5 or 6; B—(CH₂)_f—V—(CH₂)_g—, wherein V is C₃–C₆ cycloalkylene, f is 1, 2, 3, 4 or 5 and g is 0, 1, 2, 3, 4 or 5, provided that the sum of f and g is 1, 2, 3, 4, 5 or 6; B—(CH₂)_i—V—(C₂–C₆ alkenylene)- or B—(C₂–C₆ alkenylene)-V—(CH₂)_i—, wherein V and t are as defined above, provided that the sum of t and the number of carbon atoms in the alkenylene chain is 2, 3, 4, 5 or 6; B—(CH₂)_a—Z—(CH₂)_b—V—(CH₂)_d—, wherein Z and V are as defined above and a, b and d are independently

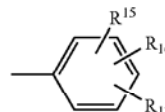
18

0, 1, 2, 3, 4, 5 or 6, provided that the sum of a, b and d is 0, 1, 2, 3, 4, 5 or 6; or T—(CH₂)_s—, wherein T is cycloalkyl of 3–6 carbon atoms and s is 0, 1, 2, 3, 4, 5 or 6; or

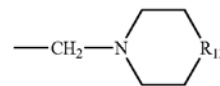
R₁ and R₄ together form the group



B is selected from indanyl, indenyl, naphthyl, tetrahydronaphthyl, heteroaryl or W-substituted heteroaryl, wherein heteroaryl is selected from the group consisting of pyrrolyl, pyridinyl, pyrimidinyl, pyrazinyl, triazinyl, imidazolyl, thiazolyl, pyrazolyl, thienyl, oxazolyl and furanyl, and for nitrogen-containing heteroaryls, the N-oxides thereof, or



W is 1 to 3 substituents independently selected from the group consisting of lower alkyl, hydroxy lower alkyl, lower alkoxy, alkoxyalkyl, alkoxyalkoxy, alkoxyalkoxyalkoxy, (lower alkoxyimino)-lower alkyl, lower alkanedioyl, lower alkyl lower alkanedioyl, allyloxy, —CF₃, —OCF₃, benzyl, R₇-benzyl, benzyloxy, R₇-benzyloxy, phenoxy, R₇-phenoxy, dioxolanyl, NO₂, —N(R₈)(R₉), N(R₈)(R₉)-lower alkenylene-, N(R₈)(R₉)-lower alkylenyloxy-, OH, halogeno, —CN, —N₃, —NHC(O)OR₁₀, —NHC(O)R₁₀, R₁₁O₂SNH—, (R₁₁O₂S)₂N—, —S(O)₂NH₂, —S(O)_{0.2}R₈, tert-butylidimethyl-silyloxymethyl, —C(O)R₁₂, —COOR₁₉, —CON(R₈)(R₉), —CH=CHC(O)R₁₂, -lower alkenylene-C(O)R₁₂, R₁₀C(O)(lower alkylenyloxy)-, N(R₈)(R₉)C(O)(lower alkylenyloxy)- and



for substitution on ring carbon atoms, and the substituents on the substituted heteroaryl ring nitrogen atoms, when present, are selected from the group consisting of lower alkyl, lower alkoxy, —C(O)OR₁₀, —C(O)R₁₀, OH, N(R₈)(R₉)-lower alkenylene-, N(R₈)(R₉)-lower alkylenyloxy-, —S(O)₂NH₂ and 2-(trimethylsilyl)-ethoxymethyl;

R₇ is 1–3 groups independently selected from the group consisting of lower alkyl, lower alkoxy, —COOH, NO₂, —N(R₈)(R₉), OH, and halogeno;

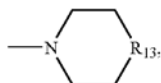
R₈ and R₉ are independently selected from H or lower alkyl;

R₁₀ is selected from lower alkyl, phenyl, R₇-phenyl, benzyl or R₇-benzyl;

R₁₁ is selected from OH, lower alkyl, phenyl, benzyl, R₇-phenyl or R₇-benzyl;

R₁₂ is selected from H, OH, alkoxy, phenoxy, benzyloxy,

19



5

—N(R₈)(R₉), lower alkyl, phenyl or R₇-phenyl;

R₁₃ is selected from —O—, —CH₂—, —NH—, —N(lower alkyl)- or —NC(O)R₁₉;

R₁₅, R₁₆ and R₁₇ are independently selected from the group consisting of H and the groups defined for W; or R₁₅ is hydrogen and R₁₆ and R₁₇, together with adjacent carbon atoms to which they are attached, form a dioxolanyl ring;

R₁₉ is H, lower alkyl, phenyl or phenyl lower alkyl; and

R₂₀ and R₂₁ are independently selected from the group consisting of phenyl, W-substituted phenyl, naphthyl, W-substituted naphthyl, indanyl, indenyl, tetrahydronaphthyl, benzodioxolyl, heteroaryl, W-substituted heteroaryl, benzofused heteroaryl, W-substituted benzofused heteroaryl and cyclopropyl, wherein heteroaryl is as defined above.

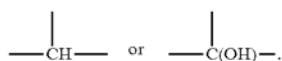
One group of preferred compounds of Formula VI is that in which R₂₁ is selected from phenyl, W-substituted phenyl, indanyl, benzofuranyl, benzodioxolyl, tetrahydronaphthyl, pyridyl, pyrazinyl, pyrimidinyl, quinolyl or cyclopropyl,

wherein W is lower alkyl, lower alkoxy, OH, halogeno, —N(R₈)(R₉), —NHC(O)OR₁₀, —NHC(O)R₁₀, NO₂, —CN, —N₃, —SH, —S(O)₀₋₂-(lower alkyl), —COOR₁₉, —CON(R₈)(R₉), —COR₁₂, phenoxy, benzyloxy, —OCF₃, —CH=C(O)R₁₂ or tert-butyl-dimethylsilyloxy, wherein R₈, R₉, R₁₀, R₁₂ and R₁₉ are as defined for Formula IV. When W is 2 or 3 substituents, the substituents can be the same or different.

Another group of preferred compounds of Formula VI is that in which R₂₀ is phenyl or W-substituted phenyl, wherein preferred meanings of W are as defined above for preferred definitions of R₂₁.

More preferred are compounds of Formula VI wherein R₂₀ is phenyl or W-substituted phenyl and R₂₁ is phenyl, W-substituted phenyl, indanyl, benzofuranyl, benzodioxolyl, tetrahydronaphthyl, pyridyl, pyrazinyl, pyrimidinyl, quinolyl or cyclopropyl; W is lower alkyl, lower alkoxy, OH, halogeno, —N(R₈)(R₉), —NHC(O)OR₁₀, —NHC(O)R₁₀, NO₂, —CN, —N₃, —SH, —S(O)₀₋₂-(lower alkyl), —COOR₁₉, —CON(R₈)(R₉), —COR₁₂, phenoxy, benzyloxy, —CH=CHC(O)R₁₂, —OCF₃ or tert-butyl-dimethylsilyloxy, wherein when W is 2 or 3 substituents, the substituents can be the same or different, and wherein R₈, R₉, R₁₀, R₁₂ and R₁₉ are as defined in Formula VI.

Also preferred are compounds of Formula VI wherein R₁ is

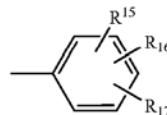


60

Another group of preferred compounds of Formula VI is in which R₂ and R₃ are each —CH₂— and the sum of u and v is 2, 3 or 4, with u=v=2 being more preferred.

R₄ is preferably B—(CH₂)_q— or B—(CH₂)_e-Z-(CH₂)_r—, wherein B, Z, q, e and r are as defined above. B is preferably

20



wherein R₁₆ and R₁₇ are each hydrogen and wherein R₁₅ is preferably H, OH, lower alkoxy, especially methoxy, or halogeno, especially chloro.

Preferably Z is —O—, e is 0, and r is 0.

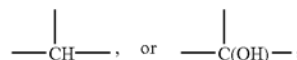
Preferably q is 0–2.

R₂₀ is preferably phenyl or W-substituted phenyl.

Preferred W substituents for R₂₀ are lower alkoxy, especially methoxy and ethoxy, OH, and —C(O)R₁₂, wherein R₁₂ is preferably lower alkoxy.

Preferably R₂₁ is selected from phenyl, lower alkoxy-substituted phenyl and F-phenyl.

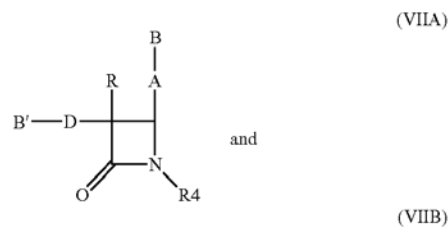
Especially preferred are compounds of Formula VI wherein R₁ is



R₂ and R₃ are each —CH₂—, u=v=2, R₄ is B—(CH₂)_q—, wherein B is phenyl or phenyl substituted by lower alkoxy or chloro, q is 0–2, R₂₀ is phenyl, OH-phenyl, lower alkoxy-substituted phenyl or lower alkoxy-carbonyl-substituted phenyl, and R₂₁ is phenyl, lower alkoxy-substituted phenyl or F-phenyl.

Methods for making compounds of Formula VI are well known to those skilled in the art. Non-limiting examples of suitable methods are disclosed in U.S. Pat. No. 5,698,548, which is incorporated herein by reference.

In another embodiment, sterol or 5 α -stanol inhibitors useful in the compositions, therapeutic combinations and methods of the present invention are represented by Formulas (VIIA) and (VIIB):



(VIIA)

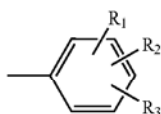
(VIIB)

or a pharmaceutically acceptable salt or solvate thereof, wherein:

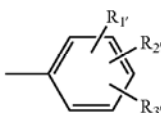
A is —CH=CH—, —C≡C— or —(CH₂)_p— wherein p is 0, 1 or 2;

21

B is



B' is



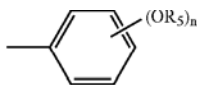
D is $-(CH_2)_mC(O)-$ or $-(CH_2)_q-$ wherein m is 1, 2, 3 or 4 and q is 2, 3 or 4;

E is C_{10} to C_{20} alkyl or $-C(O)-(C_9 \text{ to } C_{19})$ -alkyl, wherein the alkyl is straight or branched, saturated or containing one or more double bonds;

R is hydrogen, C_1-C_{15} alkyl, straight or branched, saturated or containing one or more double bonds, or $B-(CH_2)_r-$, wherein r is 0, 1, 2, or 3;

$R_1, R_2, R_3, R_1', R_2',$ and R_3' , are independently selected from the group consisting of hydrogen, lower alkyl, lower alkoxy, carboxy, $NO_2, NH_2, OH,$ halogeno, lower alkylamino, dilower alkylamino, $-NHC(O)OR_5, R_6O_2SNH-$ and $-S(O)_2NH_2$;

R_4 is



wherein n is 0, 1, 2 or 3;

R^5 is lower alkyl; and

R^6 is OH, lower alkyl, phenyl, benzyl or substituted phenyl wherein the substituents are 1-3 groups independently selected from the group consisting of lower alkyl, lower alkoxy, carboxy, $NO_2, NH_2, OH,$ halogeno, lower alkylamino and dilower alkylamino; or a pharmaceutically acceptable salt thereof or a prodrug thereof.

Preferred are compounds of Formula (VIIA) wherein R is hydrogen, saturated or mono-unsaturated C_1-C_{10} alkyl or phenyl. Another group of preferred compounds of Formula (VIIA) is that in which D is propyl (i.e., $-(CH_2)_3-$ and q is 3). A third group of preferred compounds of Formula (VIIA) is that wherein R_4 is p-methoxyphenyl or 2,4,6-trimethoxyphenyl. Still another group of preferred compounds of Formula (VIIA) is that wherein A is ethylene or a bond (i.e., $-(CH_2)_p-$ wherein p is zero). $R_1, R_2,$ and R_3 , are preferably each hydrogen, and preferably R_1 is hydrogen, hydroxy, nitro, lower alkoxy, amino or t-butoxycarbonyl-amino and R_2 and R_3 are each hydrogen.

More preferred are compounds of Formula (VIIA) wherein $R_1, R_2,$ and R_3 , are each hydrogen, R_1 is hydrogen, hydroxy, nitro, lower alkoxy, amino or t-butoxycarbonyl-amino and R_2 and R_3 are each hydrogen; R is hydrogen, ethyl or phenyl; D is propyl; R_4 is p-methoxyphenyl or 2,4,6-trimethoxyphenyl; and A is ethylene or a bond.

Preferred compounds of Formula (VIIA), wherein B' is phenyl, are shown in the following table:

22

D	R	A	B	R_4
5	$-(CH_2)_3-$	H	—	p-MeO-phenyl
	$-(CH_2)_3-$	H	p-MeO-phenyl	p-MeO-phenyl
	$-(CH_2)_3-$	H	phenyl	p-MeO-phenyl
10	$-(CH_2)_3-$	H	—	p-MeO-phenyl
	$-(CH_2)_3-$	H	p-OH-phenyl	p-MeO-phenyl
	$-(CH_2)_3-$	H	ethylene	p-MeO-phenyl
	$-(CH_2)_3-$	H	p-MeO-phenyl	p-MeO-phenyl
15	$-(CH_2)_3-$	H	—	p-MeO-phenyl
	$-(CH_2)_3-$	ethyl	phenyl	p-MeO-phenyl
	$-(CH_2)_3-$	phenyl	phenyl	p-MeO-phenyl
	$-(CH_2)_3-$	ethyl	phenyl	2,4,6-tri-MeO-phenyl
20	$-(CH_2)_3-$	methyl	phenyl	p-MeO-phenyl
	$-(CH_2)_3-$	H	p-NH ₂ -phenyl	p-MeO-phenyl

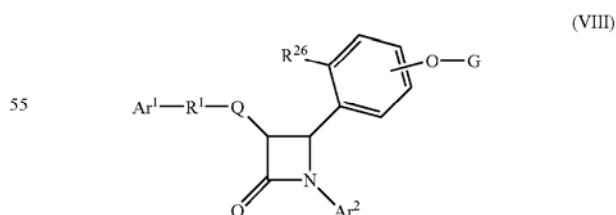
25 The first-listed compound in the above table having the (3R,4S) absolute stereochemistry is more preferred.

Preferred compounds of Formula (VIIB) are those wherein R is hydrogen, methyl, ethyl, phenyl or phenylpropyl. Another group of preferred compounds of Formula (VIIB) is that wherein R_4 is p-methoxyphenyl or 2,4,6-trimethoxyphenyl. Still another group of preferred compounds of Formula (VIIB) is that wherein A is ethylene or a bond. Yet another group of preferred compounds of Formula (VIIB) is that wherein E is decyl, oleoyl or 7-Z-hexadecenyl. Preferably R_1, R_2 and R_3 are each hydrogen.

More preferred compounds of Formula (VIIB) are those wherein R is hydrogen, methyl, ethyl, phenyl or phenylpropyl; R_4 is p-methoxyphenyl or 2,4,6-trimethoxyphenyl; A is ethylene or a bond; E is decyl, oleoyl or 7-Z-hexadecenyl; and R_1, R_2 and R_3 are each hydrogen.

A preferred compound of Formula (VIIB) is that wherein E is decyl, R is hydrogen, B-A is phenyl and R_4 is p-methoxyphenyl.

In another embodiment, sterol or 5 α -stanol absorption inhibitors useful in the compositions and methods of the present invention are represented by Formula (VIII):

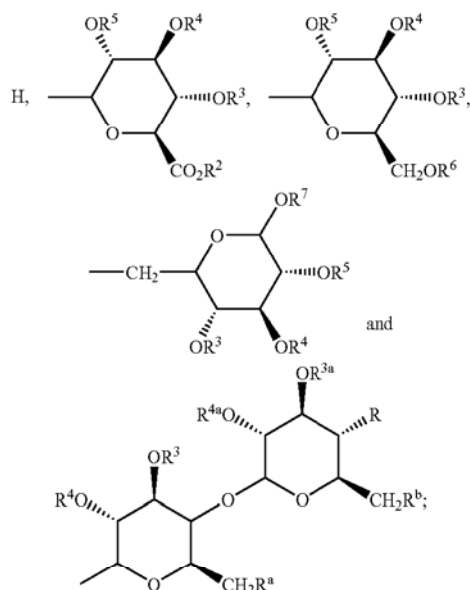


or a pharmaceutically acceptable salt thereof or a solvate thereof, wherein, in Formula (VIII) above,

R^{26} is H or OG^1 ;

65 G and G^1 are independently selected from the group consisting of

23



provided that when R²⁶ is H or OH, G is not H;

R, R^a and R^b are independently selected from the group consisting of H, —OH, halogeno, —NH₂, azido, (C₁–C₆) alkoxy(C₁–C₆)-alkoxy or —W—R³⁰;

W is independently selected from the group consisting of —NH—C(O)—, —O—C(O)—, —O—C(O)—N(R³¹)—, NH C(O) N(R³¹) and O C(S) N(R³¹) ;

R² and R⁶ are independently selected from the group consisting of H, (C₁–C₆)alkyl, aryl and aryl(C₁–C₆)alkyl;

R³, R⁴, R⁵, R⁷, R^{3a} and R^{4a} are independently selected from the group consisting of H, (C₁–C₆)alkyl, aryl(C₁–C₆)alkyl, —C(O)(C₁–C₆)alkyl and —C(O)aryl;

R³⁰ is selected from the group consisting of R³²-substituted T, R³²-substituted-T-(C₁–C₆)alkyl, R³²-substituted-(C₂–C₄)alkenyl, R³²-substituted-(C₁–C₆)alkyl, R³²-substituted-(C₃–C₇)cycloalkyl and R³²-substituted-(C₃–C₇) cycloalkyl(C₁–C₆)alkyl;

R³¹ is selected from the group consisting of H and (C₁–C₄)alkyl;

T is selected from the group consisting of phenyl, furyl, thienyl, pyrrolyl, oxazolyl, isoxazolyl, thiazolyl, isothiazolyl, benzothiazolyl, thiadiazolyl, pyrazolyl, imidazolyl and pyridyl;

R³² is independently selected from 1–3 substituents independently selected from the group consisting of halogeno, (C₁–C₄)alkyl, —OH, phenoxy, —CF₃, —NO₂, (C₁–C₄) alkoxy, methylenedioxy, oxo, (C₁–C₄)alkylsulfanyl, (C₁–C₄)alkylsulfanyl, (C₁–C₄)alkylsulfonyl, —N(CH₃)₂, —C(O)—NH(C₁–C₄)alkyl, —C(O)—N((C₁–C₄)alkyl)₂, —C(O)—(C₁–C₄)alkyl, —C(O)—(C₁–C₄)alkoxy and pyrrolidinylcarbonyl; or R³² is a covalent bond and R³¹, the nitrogen to which it is attached and R³² form a pyrrolidinyl, piperidinyl, N-methyl-piperazinyl, indolinyl or morpholinyl group, or a (C₁–C₄)alkoxycarbonyl-substituted pyrrolidinyl, piperidinyl, N-methylpiperazinyl, indolinyl or morpholinyl group;

Ar¹ is aryl or R¹⁰-substituted aryl;

Ar² is aryl or R¹¹-substituted aryl;

Q is a bond or, with the 3-position ring carbon of the azetidinone, forms the spiro group

24



and

R¹ is selected from the group consisting of

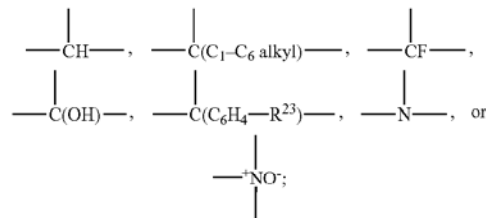
—(CH₂)_q—, wherein q is 2–6, provided that when Q forms a spiro ring, q can also be zero or 1;

—(CH₂)_e—E—(CH₂)_r—, wherein E is —O—, —C(O)—, phenylene, —NR²²— or —S(O)₀₋₂—, e is 0–5 and r is 0–5, provided that the sum of e and r is 1–6;

—(C₂–C₆)alkenylene—; and

—(CH₂)_f—V—(CH₂)_g—, wherein V is C₃–C₆ cycloalkylene, f is 1–5 and g is 0–5, provided that the sum of f and g is 1–6;

R¹² is



R¹³ and R¹⁴ are independently selected from the group consisting of —CH₂—, —CH(C₁–C₆ alkyl)—, —C(di-(C₁–C₆) alkyl), —CH=CH— and

—C(C₁–C₆ alkyl)=CH—; or R¹² together with an adjacent R¹³, or R¹² together with an adjacent R¹⁴, form a —CH=CH— or a —CH=C(C₁–C₆ alkyl)-group;

a and b are independently 0, 1, 2 or 3, provided both are not zero;

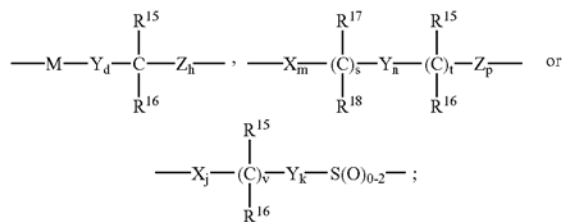
provided that when R¹³ is —CH=CH— or —C(C₁–C₆ alkyl)=CH—, a is 1;

provided that when R¹⁴ is —CH=CH— or —C(C₁–C₆ alkyl)=CH—, b is 1;

provided that when a is 2 or 3, the R¹³'s can be the same or different; and

provided that when b is 2 or 3, the R¹⁴'s can be the same or different;

and when Q is a bond, R¹ also can be:



M is —O—, —S—, —S(O)— or —S(O)₂—;

X, Y and Z are independently selected from the group consisting of —CH₂—, —CH(C₁–C₆)alkyl- and —C(di-(C₁–C₆)alkyl);

R¹⁰ and R¹¹ are independently selected from the group consisting of 1–3 substituents independently selected from

25

the group consisting of (C₁-C₆)alkyl, —OR¹⁹, —O(CO)R¹⁹, —O(CO)OR²¹, —O(CH₂)₁₋₅OR¹⁹, —O(CO)NR¹⁹R²⁰, —NR¹⁹R²⁰, —NR¹⁹(CO)R²⁰, —NR¹⁹(CO)OR²¹, —NR¹⁹(CO)NR²⁰R²⁵, —NR¹⁹SO₂R²¹, —COOR¹⁹, —CONR¹⁹R²⁰, —COR¹⁹, —SO₂NR¹⁹R²⁰, S(O)₀₋₂R²¹, —O(CH₂)₁₋₁₀COOR¹⁹, —O(CH₂)₁₋₁₀CONR¹⁹R²⁰, —(C₁-C₆ alkylene)-COOR¹⁹, —CH=CH—COOR¹⁹, —CF₃, —CN, —NO₂ and halogen;

R¹⁵ and R¹⁷ are independently selected from the group consisting of —OR¹⁹, —O(CO)R¹⁹, —O(CO)OR²¹ and —O(CO)NR¹⁹R²⁰;

R¹⁶ and R¹⁸ are independently selected from the group consisting of H, (C₁-C₆)alkyl and aryl; or R¹⁵ and R¹⁶ together are =O, or R¹⁷ and R¹⁸ together are =O;

d is 1, 2 or 3;

h is 0, 1, 2, 3 or 4;

s is 0 or 1; t is 0 or 1; m, n and p are independently 0-4;

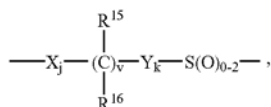
provided that at least one of s and t is 1, and the sum of m, n, p, s and t is 1-6;

provided that when p is 0 and t is 1, the sum of m, s and n is 1-5; and provided that when p is 0 and s is 1, the sum of m, t and n is 1-5;

v is 0 or 1;

j and k are independently 1-5, provided that the sum of j, k and v is 1-5;

and when Q is a bond and R¹ is



Ar¹ can also be pyridyl, isoxazolyl, furanyl, pyrrolyl, thienyl, imidazolyl, pyrazolyl, thiazolyl, pyrazinyl, pyrimidinyl or pyridazinyl;

R¹⁹ and R²⁰ are independently selected from the group consisting of H, (C₁-C₆)alkyl, aryl and aryl-substituted (C₁-C₆)alkyl;

R²¹ is (C₁-C₆)alkyl, aryl or R²⁴-substituted aryl;

R²² is H, (C₁-C₆)alkyl, aryl (C₁-C₆)alkyl, —C(O)R¹⁹ or —COOR¹⁹;

R²³ and R²⁴ are independently 1-3 groups independently selected from the group consisting of H, (C₁-C₆)alkyl, (C₁-C₆)alkoxy, —COOH, NO₂, —NR¹⁹R²⁰, —OH and halogeno; and

R²⁵ is H, —OH or (C₁-C₆)alkoxy.

Ar² is preferably phenyl or R¹¹-phenyl, especially (4-R¹¹)-substituted phenyl. Preferred definitions of R¹¹ are lower alkoxy, especially methoxy, and halogeno, especially fluoro.

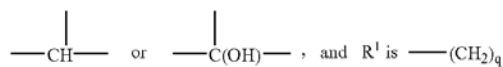
Ar¹ is preferably phenyl or R¹⁰-substituted phenyl, especially (4-R¹⁰)-substituted phenyl. Preferably R¹⁰ is halogeno, and more preferably fluoro.

There are several preferred definitions for the —R¹—Q— combination of variables:

Q is a bond and R¹ is lower alkylene, preferably propylene;

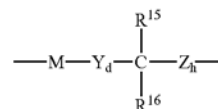
Q is a spiro group as defined above, wherein preferably R¹³ and R¹⁴ are each ethylene and R¹² is

26



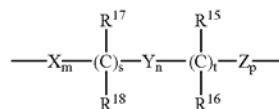
wherein q is 0-6;

Q is a bond and R¹ is



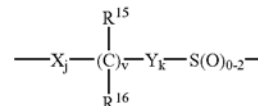
wherein the variables are chosen such that R¹ is —O—CH₂—CH(OH)—;

Q is a bond and R¹ is



wherein the variables are chosen such that R¹ is —CH(OH)—(CH₂)₂—; and

Q is a bond and R¹ is



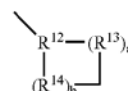
wherein the variables are chosen such that R¹ is —CH(OH)—CH₂—S(O)₀₋₂—.

A preferred compound of Formula (VIII) therefore, is one wherein G and G¹ are as defined above and in which the remaining variables have the following definitions:


Ar¹ is phenyl or R¹⁰-substituted phenyl, wherein R¹⁰ is halogeno;

Ar² is phenyl or R¹¹-phenyl, wherein R¹¹ is 1 to 3 substituents independently selected from the group consisting of C₁-C₆ alkoxy and halogeno;

Q is a bond and R¹ is lower alkylene; Q, with the 3-position ring carbon of the azetidinone, forms the group



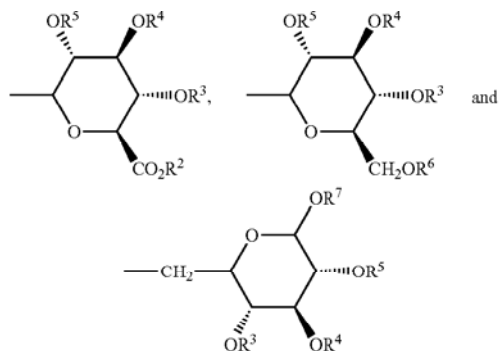
wherein preferably R¹³ and R¹⁴ are each ethylene and a and b are each 1, and wherein R¹² is



27

Q is a bond and R¹ is —O—CH₂—CH(OH)—; Q is a bond and R¹ is —CH(OH)—(CH₂)₂—; or Q is a bond and R¹ is —CH(OH)—CH₂—S(O)₀₋₂—.

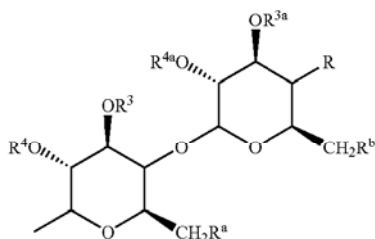
Preferred variables for G and G¹ groups of the formulae



are as follows:

R², R³, R⁴, R⁵, R⁶ and R⁷ are independently selected from the group consisting of H, (C₁–C₆)alkyl, benzyl and acetyl.

Preferred variables for group G or G¹ of the formula:



are as follows:

R³, R^{3a}, R⁴ and R^{4a} are selected from the group consisting of H, (C₁–C₆)alkyl, benzyl and acetyl;

R, R^a and R^b are independently selected from the group consisting of H, —OH, halogeno, —NH₂, azido, (C₁–C₆)alkoxy, (C₁–C₆)alkoxy and —W—R³⁰,

wherein W is —O—C(O)— or —O—C(O)—NR³¹—, R³¹ is H and R³⁰ is (C₁–C₆)alkyl, —C(O)—(C₁–C₄)alkoxy, (C₁–C₆)alkyl, T, T—(C₁–C₆)alkyl, or T or T—(C₁–C₆)alkyl wherein T is substituted by one or two halogeno or (C₁–C₆)alkyl groups.

Preferred R³⁰ substituents are selected from the group consisting of: 2-fluorophenyl, 2,4-difluoro-phenyl, 2,6-dichlorophenyl, 2-methylphenyl, 2-thienylmethyl, 2-methoxy-carbonyl ethyl, thiazol-2-yl-methyl, 2-furyl, 2-methoxy-carbonylbutyl and phenyl.

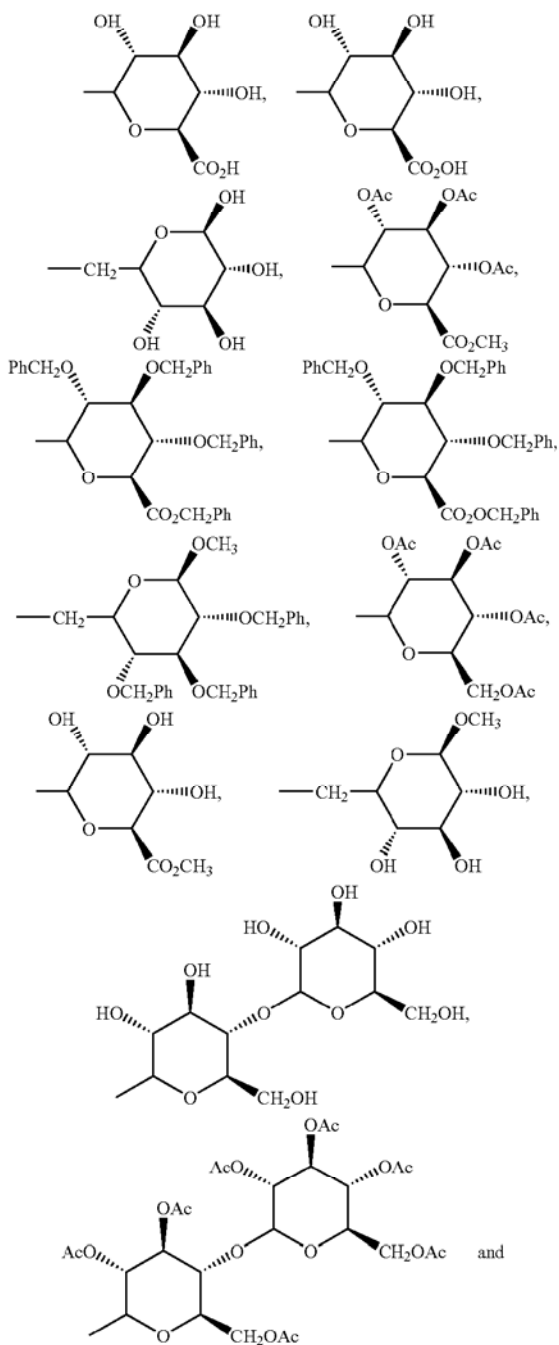
Preferred combinations of R, R^a and R^b are as follows:

- 1) R, R^a and R^b are independently —OH or —O—C(O)—NH—R³⁰, especially wherein R^a is —OH and R and R^b are —O—C(O)—NH—R³⁰ and R³⁰ is selected from the preferred substituents identified above, or wherein R and R^a are each —OH and R^b is —O—C(O)—NH—R³⁰ wherein R³⁰ is 2-fluorophenyl, 2,4-difluorophenyl, 2,6-dichlorophenyl;
- 2) R^a is —OH, halogeno, azido or (C₁–C₆)-alkoxy (C₁–C₆)alkoxy, R^b is H, halogeno, azido or (C₁–C₆)alkoxy (C₁–C₆)-alkoxy, and R is —O—C(O)—NH—

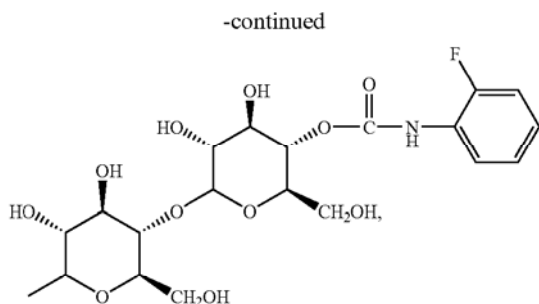
28

R³⁰, especially compounds wherein R^a is —OH, R^b is H and R³⁰ is 2-fluorophenyl;

- 3) R, R^a and R^b are independently —OH or —O—C(O)—R³⁰ and R³⁰ is (C₁–C₆)alkyl, T, or T substituted by one or two halogeno or (C₁–C₆)alkyl groups, especially compounds wherein R is —OH and R^a and R^b are —O—C(O)—R³⁰ wherein R³⁰ is 2-furyl; and
- 4) R, R^a and R^b are independently —OH or halogeno. Three additional classes of preferred compounds are those wherein the C¹ anomeric oxy is beta, wherein the C² anomeric oxy is beta, and wherein the R group is alpha. G and G¹ are preferably selected from:



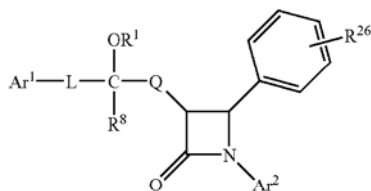
29



wherein Ac is acetyl and Ph is phenyl.

Preferably, R²⁶ is H or OH, more preferably H. The —O—G substituent is preferably in the 4-position of the phenyl ring to which it is attached.

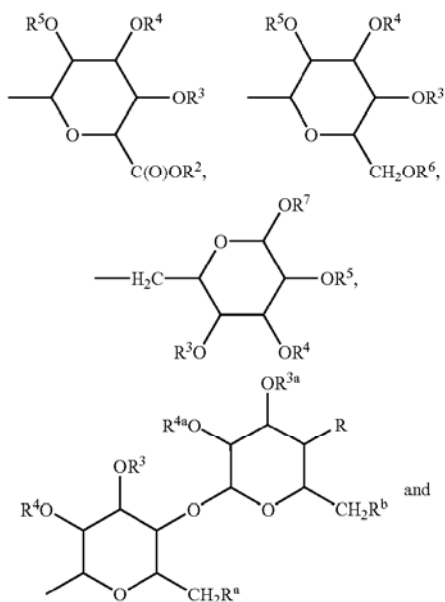
In another embodiment, sterol or 5 α -stanol absorption inhibitors useful in the compositions and methods of the present invention are represented by Formula (IX) below:



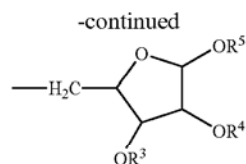
or a pharmaceutically acceptable salt or solvate thereof, wherein in Formula (IX):

R¹ is selected from the group consisting of H, G, G¹, G², —SO₃H and —PO₃H;

G is selected from the group consisting of: II,



30



(sugar derivatives)

wherein R, R^a and R^b are each independently selected from the group consisting of H, —OH, halo, —NH₂, azido, (C₁–C₆)alkoxy(C₁–C₆)alkoxy or —W—R³⁰;

W is independently selected from the group consisting of —NH—C(O)—, —O—C(O)—, —O—C(O)—N(R³¹)—, —NH—C(O)—N(R³¹)— and —O—C(S)—N(R³¹)—;

R² and R⁶ are each independently selected from the group consisting of H, (C₁–C₆)alkyl, acetyl, aryl and aryl(C₁–C₆)alkyl;

R³, R⁴, R⁵, R⁷, R^{3a} and R^{4a} are each independently selected from the group consisting of H, (C₁–C₆)alkyl, acetyl, aryl(C₁–C₆)alkyl, —C(O)(C₁–C₆)alkyl and —C(O)aryl;

R³⁰ is independently selected from the group consisting of R³²-substituted T, R³²-substituted-T-(C₁–C₆)alkyl, R³²-substituted-(C₂–C₄)alkenyl, R³²-substituted-(C₁–C₆)alkyl, R³²-substituted-(C₃–C₇)cycloalkyl and R³²-substituted-(C₃–C₇)cycloalkyl(C₁–C₆)alkyl;

R³¹ is independently selected from the group consisting of H and (C₁–C₄)alkyl;

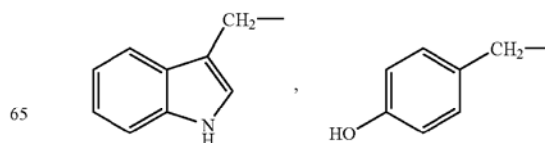
T is independently selected from the group consisting of phenyl, furyl, thienyl, pyrrolyl, oxazolyl, isoxazolyl, thiazolyl, isothiazolyl, benzothiazolyl, thiadiazolyl, pyrazolyl, imidazolyl and pyridyl;

R³² is independently selected from 1–3 substituents which are each independently selected from the group consisting of H, halo, (C₁–C₄)alkyl, —OH, phenoxy, —CF₃, —NO₂, (C₁–C₄)alkoxy, methylenedioxy, oxo, (C₁–C₄)alkylsulfanyl, (C₁–C₄)alkylsulfanyl, (C₁–C₄)alkylsulfonyl, —N(CH₃)₂, —C(O)—NH(C₁–C₄)alkyl, —C(O)—N((C₁–C₄)alkyl)₂, —C(O)—(C₁–C₄)alkyl, —C(O)—(C₁–C₄)alkoxy and pyrrolidinylcarbonyl; or R³² is a covalent bond and R³¹, the nitrogen to which it is attached and R³² form a pyrrolidinyl, piperidinyl, N-methyl-piperazinyl, indolinyl or morpholinyl group, or a (C₁–C₄)alkoxycarbonyl-substituted pyrrolidinyl, piperidinyl, N-methylpiperazinyl, indolinyl or morpholinyl group;

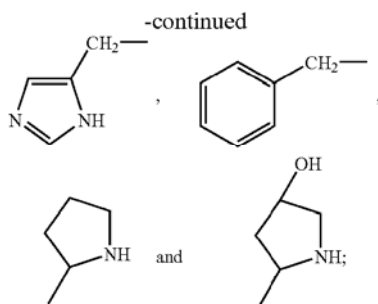
G¹ is represented by the structure:



wherein R³³ is independently selected from the group consisting of unsubstituted alkyl, R³⁴-substituted alkyl, (R³⁵) (R³⁶)alkyl-,



31

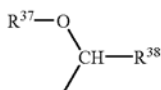


R³⁴ is one to three substituents, each R³⁴ being independently selected from the group consisting of HOOC—, HS—, (CH₃)S—, H₂N—, (NH₂)(NH)C(NH)—, (NH₂)C(O)— and HOOCCH(NH₃⁺)CH₂SS—;

R³⁵ is independently selected from the group consisting of H and NH₂—;

R³⁶ is independently selected from the group consisting of H, unsubstituted alkyl, R³⁴-substituted alkyl, unsubstituted cycloalkyl and R³⁴-substituted cycloalkyl;

G² is represented by the structure:



wherein R³⁷ and R³⁸ are each independently selected from the group consisting of (C₁-C₆)alkyl and aryl;

R²⁶ is one to five substituents, each R²⁶ being independently selected from the group consisting of:

- a) H;
- b) —OH;
- c) —OCH₃;
- d) fluorine;
- e) chlorine;
- f) —O—G;
- g) —O—G¹;
- h) —O—G²;
- i) —SO₃H; and
- j) —PO₃H;

provided that when R¹ is H, R²⁶ is not H, —OH, —OCH₃ or —O—G;

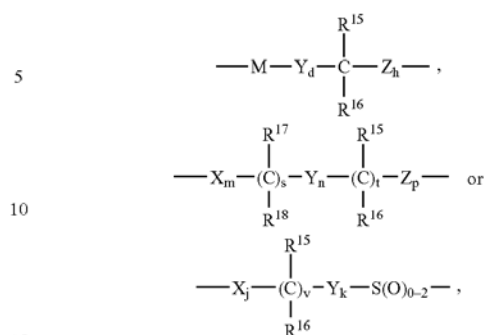
Ar¹ is aryl, R¹⁰-substituted aryl, heteroaryl or R¹⁰-substituted heteroaryl;

Ar² is aryl, R¹¹-substituted aryl, heteroaryl or R¹¹-substituted heteroaryl;

L is selected from the group consisting of:

- a) a covalent bond;
- b) —(CH₂)_q—, wherein q is 1-6;
- c) —(CH₂)_e—E—(CH₂)_r—, wherein E is —O—, —C(O)—, phenylene, —NR²²— or —S(O)₀₋₂—, e is 0-5 and r is 0-5, provided that the sum of e and r is 1-6;
- d) —(C₂-C₆)alkenylene—;
- e) —(CH₂)_f—V—(CH₂)_g—, wherein V is C₃-C₆cycloalkylene, f is 1-5 and g is 0-5, provided that the sum of f and g is 1-6; and
- f)

32



wherein M is —O—, —S—, —S(O)— or —S(O)₂—;

X, Y and Z are each independently selected from the group consisting of —CH₂—, —CH(C₁-C₆)alkyl- and —C(di-(C₁-C₆)alkyl)-;

R⁸ is selected from the group consisting of H and alkyl;

R¹⁰ and R¹¹ are each independently selected from the group consisting of 1-3 substituents which are each independently selected from the group consisting of (C₁-C₆)alkyl, —OR¹⁹, —O(CO)R¹⁹, —O(CO)OR²¹, —O(CH₂)₁₋₅OR¹⁹, —O(CO)NR¹⁹R²⁰, —NR¹⁹R²⁰, —NR¹⁹(CO)R²⁰, —NR¹⁹(CO)OR²¹, —NR¹⁹(CO)NR²⁰R²⁵, —NR¹⁹SO₂R²¹, —COOR¹⁹, —CONR¹⁹R²⁰, —COR¹⁹, —SO₂NR¹⁹R²⁰, S(O)₀₋₂R²¹, —O(CH₂)₁₋₁₀—COOR¹⁹, —O(CH₂)₁₋₁₀CONR¹⁹R²⁰, —(C₁-C₆ alkylene)-COOR¹⁹, —CH=CH—COOR¹⁹, —CF₃, —CN, —NO₂ and halo;

R¹⁵ and R¹⁷ are each independently selected from the group consisting of —OR¹⁹, —OC(O)R¹⁹, —OC(O)OR²¹, —OC(O)NR¹⁹R²⁰;

R¹⁶ and R¹⁸ are each independently selected from the group consisting of H, (C₁-C₆)alkyl and aryl;

or R¹⁵ and R¹⁶ together are =O, or R¹⁷ and R¹⁸ together are =O;

d is 1, 2 or 3;

h is 0, 1, 2, 3 or 4;

s is 0 or 1;

t is 0 or 1;

m, n and p are each independently selected from 0-4;

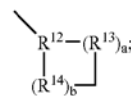
provided that at least one of s and t is 1, and the sum of m, n, p, s and t is 1-6; provided that when p is 0 and t is 1,

the sum of m, n and p is 1-5; and provided that when p is 0 and s is 1, the sum of m, t and n is 1-5;

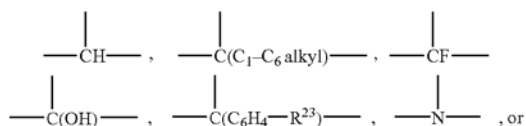
v is 0 or 1;

j and k are each independently 1-5, provided that the sum of j, k and v is 1-5;

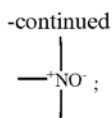
Q is a bond, —(CH₂)_q—, wherein q is 1-6, or, with the 3-position ring carbon of the azetidinone, forms the spiro group



wherein R¹² is



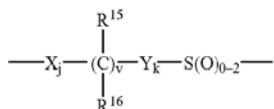
33



R¹³ and R¹⁴ are each independently selected from the group consisting of —CH₂—, —CH(C₁–C₆ alkyl)—, —C(di-(C₁–C₆)alkyl), —CH=CH— and —C(C₁–C₆ alkyl)=CH—; or R¹² together with an adjacent R¹³, or R¹² together with an adjacent R¹⁴, form a —CH=CH— or a —CH=C(C₁–C₆ alkyl)-group;

a and b are each independently 0, 1, 2 or 3, provided both are not zero; provided that when R¹³ is —CH=CH— or —C(C₁–C₆ alkyl)=CH—, a is 1; provided that when R¹⁴ is —CH=CH— or —C(C₁–C₆ alkyl)=CH—, b is 1; provided that when a is 2 or 3, the R¹³'s can be the same or different; and provided that when b is 2 or 3, the R¹⁴'s can be the same or different;

and when Q is a bond and L is



then Ar¹ can also be pyridyl, isoxazolyl, furanyl, pyrrolyl, thienyl, imidazolyl, pyrazolyl, thiazolyl, pyrazinyl, pyrimidinyl or pyridazinyl;

R¹⁹ and R²⁰ are each independently selected from the group consisting of H, (C₁–C₆)alkyl, aryl and aryl-substituted (C₁–C₆)alkyl;

R²¹ is (C₁–C₆)alkyl, aryl or R²⁴-substituted aryl;

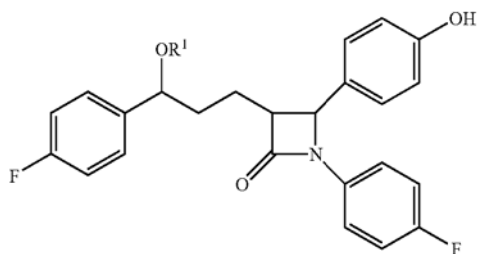
R²² is H, (C₁–C₆)alkyl, aryl (C₁–C₆)alkyl, —C(O)R¹⁹ or —COOR¹⁹;

R²³ and R²⁴ are each independently selected from the group consisting of 1–3 substituents which are each independently selected from the group consisting of H, (C₁–C₆)alkyl, (C₁–C₆)alkoxy, —COOH, NO₂, —NR¹⁹R²⁰, —OH and halo; and

R²⁵ is H, —OH or (C₁–C₆)alkoxy.

Examples of compounds of Formula (IX) which are useful in the methods and combinations of the present invention and methods for making such compounds are disclosed in U.S. patent application Ser. No. 10/166,942, filed Jun. 11, 2002, incorporated herein by reference.

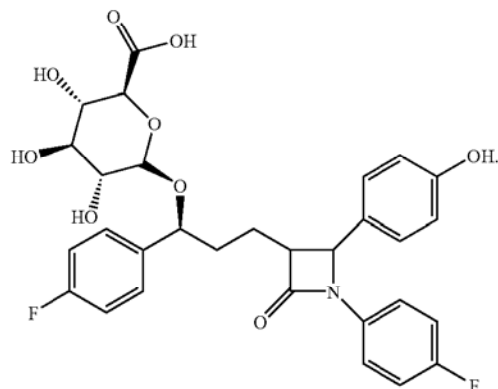
An example of a useful compound of this invention is one represented by the formula X:



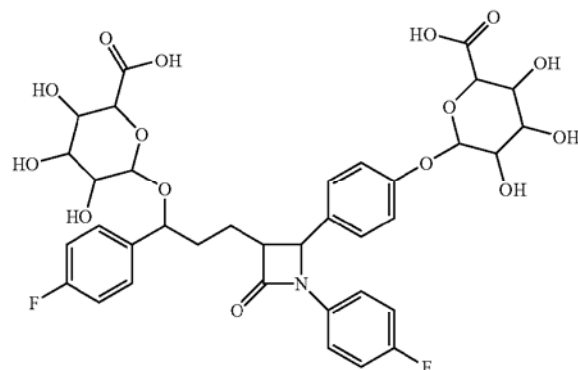
wherein R¹ is defined as above.

34

A more preferred compound is one represented by formula XI:



Another useful compound is represented by Formula XII:



In another embodiment, compositions, pharmaceutical compositions, therapeutic combinations, kits and methods of treatment as described above are provided which comprise: (a) at least one hormone replacement therapy composition; and (b) at least one sterol or 5 α -stanol absorption inhibitor or pharmaceutically acceptable salts thereof or solvates thereof. Suitable sterol or 5 α -stanol absorption inhibitors include substituted azetidinone compounds or substituted β -lactam compounds such as are discussed above in Formulae 1–XII. Other useful substituted azetidinone compounds include N-sulfonyl-2-azetidinones such as are disclosed in U.S. Pat. No. 4,983,597 and ethyl 4-(2-oxoazetidin-4-yl)phenoxy-alkanoates such as are disclosed in Ram et al., Indian J. Chem. Sect. B. 29B, 12 (1990), p. 1134–7, which are incorporated by reference herein.

The compounds of Formulae 1–XII can be prepared by known methods, including the methods discussed above and, for example, WO 93/02048 describes the preparation of compounds wherein —R¹—Q— is alkylene, alkenylene or alkylene interrupted by a hetero atom, phenylene or cycloalkylene; WO 94/17038 describes the preparation of compounds wherein Q is a spirocyclic group; WO 95/08532 describes the preparation of compounds wherein —R¹—Q— is a hydroxy-substituted alkylene group; PCT/US95/03196 describes compounds wherein —R¹—Q— is a

35

hydroxy-substituted alkylene attached to the Ar¹ moiety through an —O— or S(O)_{0,2}— group; and U.S. Ser. No. 08/463,619, filed Jun. 5, 1995, now U.S. Pat. No. 5,633,246 describes the preparation of compounds wherein —R¹— Q— is a hydroxy-substituted alkylene group attached the azetidinone ring by a —S(O)_{0,2}— group.

The daily dose of the sterol or 5 α -stanol absorption inhibitor(s) administered to the subject can range from about 0.1 to about 1000 mg per day, preferably about 0.25 to about 50 mg/day, and more preferably about 10 mg per day, given in a single dose or 2–4 divided doses. The exact dose, however, is determined by the attending clinician and is dependent on the potency of the compound administered, the age, weight, condition and response of the patient.

For administration of pharmaceutically acceptable salts of the above compounds, the weights indicated above refer to the weight of the acid equivalent or the base equivalent of the therapeutic compound derived from the salt.

Also useful in the present invention are compositions or therapeutic combinations that can further comprise at least one (one or more) activators for peroxisome proliferator-activated receptors (PPAR). The activators act as agonists for the peroxisome proliferator-activated receptors. Three subtypes of PPAR have been identified, and these are designated as peroxisome proliferator-activated receptor alpha (PPAR α), peroxisome proliferator-activated receptor gamma (PPAR γ) and peroxisome proliferator-activated receptor delta (PPAR δ). It should be noted that PPAR δ is also referred to in the literature as PPAR β and as NUC1, and each of these names refers to the same receptor.

PPAR α regulates the metabolism of lipids. PPAR α is activated by fibrates and a number of medium and long-chain fatty acids, and it is involved in stimulating β -oxidation of fatty acids. The PPAR γ receptor subtypes are involved in activating the program of adipocyte differentiation and are not involved in stimulating peroxisome proliferation in the liver. PPAR δ has been identified as being useful in increasing high density lipoprotein (HDL) levels in humans. See, e.g., WO 97/28149.

PPAR α activator compounds are useful for, among other things, lowering triglycerides, moderately lowering LDL levels and increasing HDL levels. Useful examples of PPAR α activators include fibrates.

Non-limiting examples of suitable fibric acid derivatives (“fibrates”) include clofibrate (such as ethyl 2-(p-chlorophenoxy)-2-methyl-propionate, for example ATROMID-S® Capsules which are commercially available from Wyeth-Ayerst); gemfibrozil (such as 5-(2,5-dimethylphenoxy)-2,2-dimethylpentanoic acid, for example LOPID® tablets which are commercially available from Parke Davis); ciprofibrate (C.A.S. Registry No. 52214-84-3, see U.S. Pat. No. 3,948, 973 which is incorporated herein by reference); bezafibrate (C.A.S. Registry No. 41859-67-0, see U.S. Pat. No. 3,781, 328 which is incorporated herein by reference); clonofibrate (C.A.S. Registry No. 30299-08-2, see U.S. Pat. No. 3,716, 583 which is incorporated herein by reference); binifibrate (C.A.S. Registry No. 69047-39-8, see BE 884722 which is incorporated herein by reference); lifibrol (C.A.S. Registry No. 96609-16-4); fenofibrate (such as TRICOR® micronized fenofibrate (2-[4-(4-Chlorobenzoyl) phenoxy]-2-methyl-propanoic acid, 1-methylethyl ester) which is commercially available from Abbott Laboratories or LIPANTHYL® micronized fenofibrate which is commercially available from Laboratoire Fournier, France) and mixtures thereof. These compounds can be used in a variety of forms, including but not limited to acid form, salt form, racemates, enantiomers, zwitterions and tautomers.

36

Other examples of PPAR α activators useful with the practice of the present invention include suitable fluorophenyl compounds as disclosed in U.S. Pat. No. 6,028,109 which is incorporated herein by reference; certain substituted phenylpropionic compounds as disclosed in WO 00/75103 which is incorporated herein by reference; and PPAR α activator compounds as disclosed in WO 98/43081 which is incorporated herein by reference.

Non-limiting examples of PPAR γ activator include suitable derivatives of glitazones or thiazolidinediones, such as, troglitazone (such as REZULIN® troglitazone (-5-[[4-[3,4-dihydro-6-hydroxy-2,5,7,8-tetramethyl-2H-1-benzopyran-2-yl)methoxy]phenyl]methyl]-2,4-thiazolidinedione) commercially available from Parke-Davis); rosiglitazone (such as AVANDIA® rosiglitazone maleate (-5-[[4-[2-(methyl-2-pyridinylamino)ethoxy]phenyl]methyl]-2,4-thiazolidinedione, -2-butenedioate) commercially available from Smith-Kline Beecham) and pioglitazone (such as ACTOS™ pioglitazone hydrochloride (5-[[4-[2-(5-ethyl-2-pyridinyl)ethoxy]phenyl]methyl]-2,4-thiazolidinedione monohydrochloride) commercially available from Takeda Pharmaceuticals). Other useful thiazolidinediones include ciglitazone, englitazone, darglitazone and BRL 49653 as disclosed in WO 98/05331 which is incorporated herein by reference; PPAR γ activator compounds disclosed in WO 00/76488 which is incorporated herein by reference; and PPAR γ activator compounds disclosed in U.S. Pat. No. 5,994,554 which is incorporated herein by reference.

Other useful classes of PPAR γ activator compounds include certain acetylphenols as disclosed in U.S. Pat. No. 5,859,051 which is incorporated herein by reference; certain quinoline phenyl compounds as disclosed in WO 99/20275 which is incorporated herein by reference; aryl compounds as disclosed by WO 99/38845 which is incorporated herein by reference; certain 1,4-disubstituted phenyl compounds as disclosed in WO 00/63161; certain aryl compounds as disclosed in WO 01/00579 which is incorporated herein by reference; benzoic acid compounds as disclosed in WO 01/12612 & WO 01/12187 which are incorporated herein by reference; and substituted 4-hydroxy-phenylallic acid compounds as disclosed in WO 97/31907 which is incorporated herein by reference.

PPAR δ compounds are useful for, among other things, lowering triglyceride levels or raising HDL levels. Non-limiting examples of PPAR δ activators include suitable thiazole and oxazole derivatives, such as C.A.S. Registry No. 317318-32-4, as disclosed in WO 01/00603 which is incorporated herein by reference); certain fluoro, chloro or thio phenoxy phenylacetic acids as disclosed in WO 97/28149 which is incorporated herein by reference; suitable non- β -oxidizable fatty acid analogues as disclosed in U.S. Pat. No. 5,093,365 which is incorporated herein by reference; and PPAR δ compounds as disclosed in WO 99/04815 which is incorporated herein by reference.

Moreover, compounds that have multiple functionality for activating various combinations of PPAR α , PPAR γ and PPAR δ are also useful with the practice of the present invention. Non-limiting examples include certain substituted aryl compounds as disclosed in U.S. Pat. No. 6,248, 781; WO 00/23416; WO 00/23415; WO 00/23425; WO 00/23445; WO 00/23451; and WO 00/63153, all of which are incorporated herein by reference, are described as being useful PPAR α and/or PPAR γ activator compounds. Other non-limiting examples of useful PPAR α and/or PPAR γ activator compounds include activator compounds as disclosed in WO 97/25042 which is incorporated herein by reference; activator compounds as disclosed in WO

37

00/63190 which is incorporated herein by reference; activator compounds as disclosed in WO 01/21181 which is incorporated herein by reference; biaryl-oxa(thia)zole compounds as disclosed in WO 01/16120 which is incorporated herein by reference; compounds as disclosed in WO 00/63196 and WO 00/63209 which are incorporated herein by reference; substituted 5-aryl-2,4-thiazolidinediones compounds as disclosed in U.S. Pat. No. 6,008,237 which is incorporated herein by reference; arylthiazolidinedione and arylloxazolidinedione compounds as disclosed in WO 00/78312 and WO 00/78313G which are incorporated herein by reference; GW2331 or (2-(4-[difluorophenyl]-1heptylureido)ethyl]phenoxy)-2-methylbutyric compounds as disclosed in WO 98/05331 which is incorporated herein by reference; aryl compounds as disclosed in U.S. Pat. No. 6,166,049 which is incorporated herein by reference; oxazole compounds as disclosed in WO 01/17994 which is incorporated herein by reference; and dithiolane compounds as disclosed in WO 01/25225 and WO 01/25226 which are incorporated herein by reference.

Other useful PPAR activator compounds include substituted benzylthiazolidine-2,4-dione compounds as disclosed in WO 01/14349, WO 01/14350 and WO/01/04351 which are incorporated herein by reference; mercaptocarboxylic compounds as disclosed in WO 00/50392 which is incorporated herein by reference; ascofuranone compounds as disclosed in WO 00/53563 which is incorporated herein by reference; carboxylic compounds as disclosed in WO 99/46232 which is incorporated herein by reference; compounds as disclosed in WO 99/12534 which is incorporated herein by reference; benzene compounds as disclosed in WO 99/15520 which is incorporated herein by reference; o-anisamide compounds as disclosed in WO 01/21578 which is incorporated herein by reference; and PPAR activator compounds as disclosed in WO 01/40192 which is incorporated herein by reference.

The peroxisome proliferator-activated receptor(s) activator(s) are administered in a therapeutically effective amount to treat the specified condition, for example in a daily dose preferably ranging from about 50 to about 3000 mg per day, and more preferably about 50 to about 2000 mg per day, given in a single dose or 2-4 divided doses. The exact dose, however, is determined by the attending clinician and is dependent on such factors as the potency of the compound administered, the age, weight, condition and response of the patient.

Also useful with the present invention are compositions or therapeutic combinations that can further comprise one or more pharmacological or therapeutic agents or drugs such as cholesterol biosynthesis inhibitors and/or lipid-lowering agents discussed below.

Non-limiting examples of cholesterol biosynthesis inhibitors for use in the compositions, therapeutic combinations and methods of the present invention include competitive inhibitors of HMG CoA reductase, the rate-limiting step in cholesterol biosynthesis, squalene synthase inhibitors, squalene epoxidase inhibitors and mixtures thereof. Non-limiting examples of suitable HMG CoA reductase inhibitors include statins such as lovastatin (for example MEVACOR® which is available from Merck & Co.), pravastatin (for example PRAVACHOL® which is available from Bristol Meyers Squibb), fluvastatin, simvastatin (for example ZOCOR® which is available from Merck & Co.), atorvastatin, cerivastatin, CI-981, rivastatin (sodium 7-(4-fluorophenyl)-2,6-diisopropyl-5-methoxymethylpyridin-3-yl)-3,5-dihydroxy-6-heptanoate) and pitavastatin (such as NK-104 of Negma Kowa of Japan); HMG CoA synthetase

38

inhibitors, for example L-659,699 ((E,E)-11-[3'R-(hydroxymethyl)-4'-oxo-2'R-oxetanyl]-3,5,7R-trimethyl-2,4-undecadienoic acid); squalene synthesis inhibitors, for example squalenyl 1; and squalene epoxidase inhibitors, for example, NB-598 ((E)-N-ethyl-N-(6,6-dimethyl-2-hepten-4-ynyl)-3-[(3,3'-bithiophen-5-yl)methoxy]benzene-methanamine hydrochloride) and other sterol biosynthesis inhibitors such as DMP-565. Preferred HMG CoA reductase inhibitors include lovastatin, pravastatin and simvastatin. The most preferred HMG CoA reductase inhibitor is simvastatin.

Generally, a total daily dosage of cholesterol biosynthesis inhibitor(s) can range from about 0.1 to about 160 mg per day, and preferably about 0.2 to about 80 mg/day in single or 2-3 divided doses.

The compositions, therapeutic combinations or methods of the present invention can further comprise one or more bile acid sequestrants. Bile acid sequestrants bind bile acids in the intestine, interrupting the enterohepatic circulation of bile acids and causing an increase in the faecal excretion of steroids. Use of bile acid sequestrants is desirable because of their non-systemic mode of action. Bile acid sequestrants can lower intrahepatic cholesterol and promote the synthesis of apo B/E (LDL) receptors which bind LDL from plasma to further reduce cholesterol levels in the blood.

Non-limiting examples of suitable bile acid sequestrants include cholestyramine (a styrene-divinylbenzene copolymer containing quaternary ammonium cationic groups capable of binding bile acids, such as QUESTRAN® or QUESTRAN LIGHT® cholestyramine which are available from Bristol-Myers Squibb), colestipol (a copolymer of diethylenetriamine and 1-chloro-2,3-epoxypropane, such as COLESTID® tablets which are available from Pharmacia), colesvelam hydrochloride (such as WelChol® Tablets (poly (allylamine hydrochloride) cross-linked with epichlorohydrin and alkylated with 1-bromodecane and (6-bromohexyl)-trimethylammonium bromide) which are available from Sankyo), water soluble derivatives such as 3,3-ioene, N-(cycloalkyl) alkylamines and poliglucan, insoluble quaternized polystyrenes, saponins and mixtures thereof. Other useful bile acid sequestrants are disclosed in PCT Patent Applications Nos. WO 97/11345 and WO 98/57652, and U.S. Pat. Nos. 3,692,895 and 5,703,188 which are incorporated herein by reference. Suitable inorganic cholesterol sequestrants include bismuth salicylate plus montmorillonite clay, aluminum hydroxide and calcium carbonate antacids.

Generally, a total daily dosage of bile acid sequestrant(s) can range from about 1 to about 50 grams per day, and preferably about 2 to about 16 grams per day in single or 2-4 divided doses.

The compositions or treatments of the present invention can further comprise one or more ileal bile acid transport ("IBAT") inhibitors (or apical sodium co-dependent bile acid transport ("ASBT") inhibitors) coadministered with or in combination with the peroxisome proliferator-activated receptor activator(s) and sterol absorption inhibitor(s) discussed above. The IBAT inhibitors can inhibit bile acid transport to reduce LDL cholesterol levels. Non-limiting examples of suitable IBAT inhibitors include benzothiepinines such as therapeutic compounds comprising a 2,3,4,5-tetrahydro-1-benzothiepine 1,1-dioxide structure such as are disclosed in PCT Patent Application WO 00/38727 which is incorporated herein by reference.

Generally, a total daily dosage of IBAT inhibitor(s) can range from about 0.01 to about 1000 mg/day, and preferably about 0.1 to about 50 mg/day in single or 2-4 divided doses.

39

The compositions or treatments of the present invention can further comprise nicotinic acid (niacin) and/or derivatives thereof. As used herein, "nicotinic acid derivative" means a compound comprising a pyridine-3-carboxylate structure or a pyrazine-2-carboxylate structure, including acid forms, salts, esters, zwitterions and tautomers, where available. Examples of nicotinic acid derivatives include nicheritol, nicofuranose and acipimox (5-methyl pyrazine-2-carboxylic acid 4-oxide). Nicotinic acid and its derivatives inhibit hepatic production of VLDL and its metabolite LDL and increases HDL and apo A-1 levels. An example of a suitable nicotinic acid product is NIASPAN® (niacin extended-release tablets) which are available from Kos.

Generally, a total daily dosage of nicotinic acid or a derivative thereof can range from about 500 to about 10,000 mg/day, preferably about 1000 to about 8000 mg/day, and more preferably about 3000 to about 6000 mg/day in single or divided doses.

The compositions or treatments of the present invention can further comprise one or more AcylCoA:Cholesterol O-acyltransferase ("ACAT") Inhibitors, which can reduce LDL and VLDL levels, coadministered with or in combination with the peroxisome proliferator-activated receptor activator(s) and sterol absorption inhibitor(s) discussed above. ACAT is an enzyme responsible for esterifying excess intracellular cholesterol and may reduce the synthesis of VLDL, which is a product of cholesterol esterification, and overproduction of apo B-100-containing lipoproteins.

Non-limiting examples of useful ACAT inhibitors include avasimibe ([2,4,6-tris(1-methylethyl)phenyl]acetyl)sulfamic acid, 2,6-bis(1-methylethyl)phenyl ester, formerly known as CI-1011), HL-004, lecimibide (DuP-128) and CL-277082 (N-(2,4-difluorophenyl)-N-[[4-(2,2-dimethylpropyl)phenyl]methyl]-N-heptylurea). See P. Chang et al., "Current, New and Future Treatments in Dyslipidaemia and Atherosclerosis", *Drugs* 2000 July; 60(1); 55-93, which is incorporated by reference herein.

Generally, a total daily dosage of ACAT inhibitor(s) can range from about 0.1 to about 1000 mg/day in single or 2-4 divided doses.

The compositions or treatments of the present invention can further comprise one or more Cholesteryl Ester Transfer Protein ("CETP") Inhibitors coadministered with or in combination with the peroxisome proliferator-activated receptor activator(s) and sterol absorption inhibitor(s) discussed above. CETP is responsible for the exchange or transfer of cholesteryl ester carrying HDL and triglycerides in VLDL.

Non-limiting examples of suitable CETP inhibitors are disclosed in PCT Patent Application No. WO 00/38721 and U.S. Pat. No. 6,147,090, which are incorporated herein by reference. Pancreatic cholesteryl ester hydrolase (PCEH) inhibitors such as WAY-121898 also can be coadministered with or in combination with the peroxisome proliferator-activated receptor(s) activator and sterol absorption inhibitor(s) discussed above.

Generally, a total daily dosage of CETP inhibitor(s) can range from about 0.01 to about 1000 mg/day, and preferably about 0.5 to about 20 mg/kg body weight/day in single or divided doses.

The compositions or treatments of the present invention can further comprise probucol or derivatives thereof (such as AGI-1067 and other derivatives disclosed in U.S. Pat. Nos. 6,121,319 and 6,147,250), which can reduce LDL levels, coadministered with or in combination with the peroxisome proliferator-activated receptor activator(s) and sterol absorption inhibitor(s) discussed above.

40

Generally, a total daily dosage of probucol or derivatives thereof can range from about 10 to about 2000 mg/day, and preferably about 500 to about 1500 mg/day in single or 2-4 divided doses.

The compositions or treatments of the present invention can further comprise low-density lipoprotein (LDL) receptor activators, coadministered with or in combination with the peroxisome proliferator-activated receptor activator(s) and sterol absorption inhibitor(s) discussed above. Non-limiting examples of suitable LDL-receptor activators include HOE-402, an imidazolidinyl-pyrimidine derivative that directly stimulates LDL receptor activity. See M. Huettinger et al., "Hypolipidemic activity of HOE-402 is Mediated by Stimulation of the LDL Receptor Pathway", *Arterioscler. Thromb.* 1993; 13:1005-12.

Generally, a total daily dosage of LDL receptor activator(s) can range from about 1 to about 1000 mg/day in single or 2-4 divided doses.

The compositions or treatments of the present invention can further comprise fish oil, which contains Omega 3 fatty acids (3-PUFA), which can reduce VLDL and triglyceride levels, coadministered with or in combination with the peroxisome proliferator-activated receptor activator(s) and sterol absorption inhibitor(s) discussed above. Generally, a total daily dosage of fish oil or Omega 3 fatty acids can range from about 1 to about 30 grams per day in single or 2-4 divided doses.

The compositions or treatments of the present invention can further comprise natural water soluble fibers, such as psyllium, guar, oat and pectin, which can reduce cholesterol levels. Generally, a total daily dosage of natural water soluble fibers can range from about 0.1 to about 10 grams per day in single or 2-4 divided doses.

The compositions or treatments of the present invention can further comprise plant sterols, plant stanols and/or fatty acid esters of plant stanols, such as sitostanol ester used in BENECOL® margarine, which can reduce cholesterol levels. Generally, a total daily dosage of plant sterols, plant stanols and/or fatty acid esters of plant stanols can range from about 0.5 to about 20 grams per day in single or 2-4 divided doses.

The compositions or treatments of the present invention can further comprise antioxidants, such as probucol, tocopherol, ascorbic acid, β -carotene and selenium, or vitamins such as vitamin B₆ or vitamin B₁₂. Generally, a total daily dosage of antioxidants or vitamins can range from about 0.05 to about 10 grams per day in single or 2-4 divided doses.

The compositions or treatments of the present invention can further comprise monocyte and macrophage inhibitors such as polyunsaturated fatty acids (PUFA), thyroid hormones including throxine analogues such as CGS-26214 (a thyroxine compound with a fluorinated ring), gene therapy and use of recombinant proteins such as recombinant apo E. Generally, a total daily dosage of these agents can range from about 0.01 to about 1000 mg/day in single or 2-4 divided doses.

The compositions, therapeutic combinations or methods of the present invention can further comprise one or more obesity control medications. Different obesity control medications include, but are not limited to, drugs that reduce energy intake or suppress appetite, drugs that increase energy expenditure and nutrient-partitioning agents. Suitable obesity control medications include, but are not limited to, noradrenergic agents (such as diethylpropion, mazindol, phenylpropanolamine, phentermine, phendimetrazine, phendamine tartrate, methamphetamine, phendimetrazine

41

and tartrate); serotonergic agents (such as sibutramine, fenfluramine, dexfenfluramine, fluoxetine, fluvoxamine and paroxetine); thermogenic agents (such as ephedrine, caffeine, theophylline, and selective β 3-adrenergic agonists); an alpha-blocking agent; a kainite or AMPA receptor antagonist; a leptin-lipolysis stimulated receptor; a phosphodiesterase enzyme inhibitor; a compound having nucleotide sequences of the mahogany gene; a fibroblast growth factor-10 polypeptide; a monoamine oxidase inhibitor (such as befloraxone, moclobemide, brofaromine, phenoxathine, esuprone, befol, toloxatone, pirlindol, amiflamine, sercloreline, bazinaprime, lazabemide, milacemide and caroxazone); a compound for increasing lipid metabolism (such as evodiamine compounds); and a lipase inhibitor (such as orlistat). Generally, a total dosage of the above-described obesity control medications can range from 1 to 3,000 mg/day, desirably from about 1 to 1,000 mg/day and more desirably from about 1 to 200 mg/day in single or 2-4 divided doses.

The compositions, therapeutic combinations or methods of the present invention can further comprise one or more blood modifiers which are chemically or structurally different from the sterol absorption inhibitor(s). Useful blood modifiers include but are not limited to anti-coagulants (argatroban, bivalirudin, dalteparin sodium, desirudin, dicumarol, lyapolate sodium, nafamostat mesylate, phenprocoumon, tinzaparin sodium, warfarin sodium); antithrombotic (anagrelide hydrochloride, bivalirudin, cilostazol, dalteparin sodium, danaparoid sodium, dazoxiben hydrochloride, efgatran sulfate, enoxaparin sodium, fluretofen, ifetroban, ifetroban sodium, lamifiban, lotrafiban hydrochloride, napsagatran, orbofiban acetate, roxifiban acetate, sibrafiban, tinzaparin sodium, trifenagrel, abciximab, zolimomab aritox); fibrinogen receptor antagonists (roxifiban acetate, fradafiban, orbofiban, lotrafiban hydrochloride, tirofiban, xemilofiban, monoclonal antibody 7E3, sibrafiban); platelet inhibitors (cilostazol, clopidogrel bisulfate, epoprostenol, epoprostenol sodium, ticlopidine hydrochloride, aspirin, ibuprofen, naproxen, sulindae, idomethacin, mefenamate, droxicam, diclofenac, sulfinpyrazone, piroxicam, dipyridamole); platelet aggregation inhibitors (acadesine, beraprost, beraprost sodium, ciprostone calcium, itazigrel, lifarizine, lotrafiban hydrochloride, orbofiban acetate, oxagrelate, fradafiban, orbofiban, tirofiban, xemilofiban); hemorrheologic agents (pentoxifylline); lipoprotein associated coagulation inhibitor; Factor VIIa inhibitors (4H-31-benzoxazin-4-ones, 4H-3,1-benzoxazin-4-thiones, quinazolin-4-ones, quinazolin-4-thiones, benzothiazin-4-ones, imidazolyl-boronic acid-derived peptide analogues TFPI-derived peptides, naphthalene-2-sulfonic acid {1-[3-(aminoiminomethyl)-benzyl]-2-oxo-pyrrolidin-3-(S)-yl}amide trifluoroacetate, dibenzofuran-2-sulfonic acid {1-[3-(aminoiminomethyl)-benzyl]-5-oxo-pyrrolidin-3-yl}-amide, toluene-4-sulfonic acid {1-[3-(aminoiminomethyl)-benzyl]-2-oxo-pyrrolidin-3-(S)-yl}-amide trifluoroacetate, 3,4-dihydro-1H-isoquinoline-2-sulfonic acid {1-[3-(aminoiminomethyl)-benzyl]-2-oxo-pyrrolidin-3-(S)-yl}-amide trifluoroacetate); Factor Xa inhibitors (disubstituted pyrazolines, disubstituted triazolines, substituted n-[(aminoiminomethyl)phenyl] propylamides, substituted n-[(aminoiminomethyl)phenyl]propylamides, tissue factor pathway inhibitor (TFPI), low molecular weight heparins, heparinoids, benzimidazolines, benzoxazolinones, benzopiperazinones, indanones, dibasic (amidinoaryl) propanoic acid derivatives, amidinophenyl-pyrrolidines, amidinophenyl-pyrrolines, amidinophenyl-isoxazolidines, amidinoindoles,

42

amidinoazoles, bis-arylsulfonylaminobenzamide derivatives, peptidic Factor Xa inhibitors).

The compositions, therapeutic combinations or methods of the present invention can further comprise one or more cardiovascular agents which are chemically or structurally different from the sterol or 5 α -stanol absorption inhibitor(s). Useful cardiovascular agents include but are not limited to calcium channel blockers (clentiazem maleate, amlodipine besylate, isradipine, nimodipine, felodipine, nilvadipine, nifedipine, teludipine hydrochloride, diltiazem hydrochloride, belfosdil, verapamil hydrochloride, fostedil); adrenergic blockers (fenspiride hydrochloride, labetalol hydrochloride, proroxan, alfuzosin hydrochloride, acebutolol, acebutolol hydrochloride, alprenolol hydrochloride, atenolol, bunolol hydrochloride, carteolol hydrochloride, celiprolol hydrochloride, cetamolol hydrochloride, cicloprolol hydrochloride, dexpropranolol hydrochloride, diacetolol hydrochloride, dilevalol hydrochloride, esmolol hydrochloride, exaprolol hydrochloride, flestolol sulfate, labetalol hydrochloride, levobetaxolol hydrochloride, levobunolol hydrochloride, metalol hydrochloride, metoprolol, metoprolol tartrate, nadolol, pamatolol sulfate, penbutolol sulfate, practolol, propranolol hydrochloride, sotalol hydrochloride, timolol, timolol maleate, tiprenolol hydrochloride, tolamolol, bisoprolol, bisoprolol fumarate, nebivolol); adrenergic stimulants; angiotensin converting enzyme (ACE) inhibitors (benazepril hydrochloride, benazeprilat, captopril, delapril hydrochloride, fosinopril sodium, libenzapril, moexipril hydrochloride, pentopril, perindopril, quinapril hydrochloride, quinaprilat, ramipril, spirapril hydrochloride, spiraprilat, teprotide, enalapril maleate, lisinopril, zofenopril calcium, perindopril erbumine); antihypertensive agents (althiazide, benzthiazide, captopril, carvedilol, chlorothiazide sodium, clonidine hydrochloride, cyclothiazide, delapril hydrochloride, dilevalol hydrochloride, doxazosin mesylate, fosinopril sodium, guanfacine hydrochloride, methyldopa, metoprolol succinate, moexipril hydrochloride, monatepil maleate, pelanserin hydrochloride, phenoxybenzamine hydrochloride, prazosin hydrochloride, primidolol, quinapril hydrochloride, quinaprilat, ramipril, terazosin hydrochloride, candesartan, candesartan cilexetil, telmisartan, amlodipine besylate, amlodipine maleate, bevantolol hydrochloride); angiotensin II receptor antagonists (candesartan, irbesartan, losartan potassium, candesartan cilexetil, telmisartan); anti-anginal agents (amlodipine besylate, amlodipine maleate, betaxolol hydrochloride, bevantolol hydrochloride, butoprozine hydrochloride, carvedilol, cinepazet maleate, metoprolol succinate, molsidomine, monatepil maleate, primidolol, ranolazine hydrochloride, tosisfen, verapamil hydrochloride); coronary vasodilators (fostedil, azaclorazine hydrochloride, chromonar hydrochloride, clonitrate, diltiazem hydrochloride, dipyridamole, droprenilamine, erythryl tetranitrate, isosorbide dinitrate, isosorbide mononitrate, lidoflazine, mioflazine hydrochloride, mixidine, molsidomine, nicorandil, nifedipine, nisoldipine, nitroglycerine, oxprenolol hydrochloride, pentrinitrol, perhexiline maleate, prenylamine, propatyl nitrate, terodiline hydrochloride, tolamolol, verapamil); diuretics (the combination product of hydrochlorothiazide and spironolactone and the combination product of hydrochlorothiazide and triamterene).

The compositions, therapeutic combinations or methods of the present invention can further comprise one or more antidiabetic medications for reducing blood glucose levels in a human. Useful antidiabetic medications include, but are not limited to, drugs that reduce energy intake or suppress appetite, drugs that increase energy expenditure and nutri-

43

ent-partitioning agents. Suitable antidiabetic medications include, but are not limited to, sulfonylurea (such as acetohexamide, chlorpropamide, gliamilide, gliclazide, glimepiride, glipizide, glyburide, glibenclamide, tolazamide, and tolbutamide), meglitinide (such as repaglinide and nateglinide), biguanide (such as metformin and buformin), thiazolidinedione (such as troglitazone, rosiglitazone, pioglitazone, ciglitazone, englitazone, and darglitazone), alpha-glucosidase inhibitor (such as acarbose, miglitol, camiglibose, and voglibose), certain peptides (such as amlintide, pramlintide, exendin, and GLP-1 agonistic peptides), and orally administrable insulin or insulin composition for intestinal delivery thereof. Generally, a total dosage of the above-described antidiabetic medications can range from 0.1 to 1,000 mg/day in single or 2–4 divided doses.

Compositions and therapeutic combinations of the present invention having the above-described sterol adsorption inhibitors and hormonal replacement therapy also can be useful for treating or preventing vascular inflammation or for reducing c-reactive protein levels in a mammal in need of such treatment. Vascular inflammation refers to arterial damage and bodily responses thereto. Vascular inflammation is an etiological event that often recedes the development and the continual process of atherosclerotic coronary heart disease. Vascular inflammation, beginning with an injury or change in the endothelial wall of the artery, may cause an alteration in the intimal layer that increases platelet adhesion to the endothelium.

Vascular stimuli to mammals, such as cellular injury or inflammation, may lead to the production of various proteins, commonly called acute response proteins, in the body. One particular type of acute phase protein is c-reactive protein (CRP). Manufactured in the liver and deposited in damaged tissue, CRP is found in high levels in inflammatory fluids and in both the intimal layer of the atherosclerotic artery and within the lesions of atherosclerotic plaque.

Studies have shown a positive association between CRP and coronary artery disease. For example, in a survey of 388 British men aged 50–69, the prevalence of coronary artery disease increased 1.5 fold for each doubling of CRP level (Mendall MA, Patel P, Ballam L, et al., “C-reactive protein and its relation to cardiovascular risk factor: A population based cross sectional study”, *BMJ*. 1996; 312:1061–1065.). Multiple prospective studies have also demonstrated that baseline CRP is a good marker of future cardiovascular events (Riker P, Haughie P. Prospective studies of C-reactive protein as a risk factor for cardiovascular disease. *J Investig Med*. 1998; 46:391–395.).

For example, cholesteryl esters are a major component of atherosclerotic lesions which results in vascular inflammation and an increase in plasma c-reactive protein levels. The inhibition of cholesteryl ester formation and reduction of serum cholesterol can inhibit the progression of atherosclerotic lesion formation, thereby treating or preventing vascular inflammation. Moreover, these sterol absorption inhibitors are useful lowering or controlling c-reactive protein blood levels in a mammal to less than about 3.4 mg/dL, desirably to less than 1.0 mg/dL, and more desirably to less than 0.4 mg/dL. Methods for reducing blood c-reactive protein levels are further described in assignee’s U.S. patent application Ser. No. 10/247,032, entitled “METHODS FOR TREATING OR PREVENTING VASCULAR INFLAMMATION USING STEROL ABSORPTION INHIBITOR(S)” and filed on same day herewith, the contents of which are incorporated herein by reference.

44

Mixtures of any of the pharmacological or therapeutic agents described above can be used in the compositions and therapeutic combinations of these other embodiments of the present invention.

The compositions and therapeutic combinations of the present invention can be administered to a subject in need of such treatment in a therapeutically effective amount to treat vascular conditions, such as vascular conditions in postmenopausal women. The compositions and treatments can be administered by any suitable means that produce contact of these compounds with the site of action in the body, for example in the plasma, liver or small intestine of a subject.

The daily dosage for the various compositions and therapeutic combinations described above can be administered to a patient in a single dose or in multiple subdoses, as desired. Subdoses can be administered 2 to 6 times per day, for example. Sustained release dosages can be used. Where the hormone replacement therapy composition and sterol or 5 α -stanol absorption inhibitor(s) are administered in separate dosages, the number of doses of each component given per day may not necessarily be the same, e.g., one component may have a greater duration of activity and will therefore need to be administered less frequently.

The compositions, therapeutic combinations or medications of the present invention can further comprise one or more pharmaceutically acceptable carriers, one or more excipients and/or one or more additives. The pharmaceutical compositions can comprise about 1 to about 99 weight percent of active ingredient (one or more compounds of Formula I–XII), and preferably about 5 to about 95 percent active ingredient.

Useful pharmaceutically acceptable carriers can be solid, liquid or gas. Non-limiting examples of pharmaceutically acceptable carriers include solids and/or liquids such as magnesium carbonate, magnesium stearate, talc, sugar, lactose, ethanol, glycerol, water and the like. The amount of carrier in the treatment composition or therapeutic combination can range from about 5 to about 99 weight percent of the total weight of the treatment composition or therapeutic combination. Non-limiting examples of suitable pharmaceutically acceptable excipients and additives include non-toxic compatible fillers, binders such as starch, polyvinyl pyrrolidone or cellulose ethers, disintegrants such as sodium starch glycolate, crosslinked polyvinyl pyrrolidone or croscarmellose sodium, buffers, preservatives, anti-oxidants, lubricants, flavorings, thickeners, coloring agents, wetting agents such as sodium lauryl sulfate, emulsifiers and the like. The amount of excipient or additive can range from about 0.1 to about 95 weight percent of the total weight of the treatment composition or therapeutic combination. One skilled in the art would understand that the amount of carrier(s), excipients and additives (if present) can vary. Further examples of pharmaceutically acceptable carriers and methods of manufacture for various compositions can be found in A. Gennaro (ed.), *Remington: The Science and Practice of Pharmacy*, 20th Edition, (2000), Lippincott Williams & Wilkins, Baltimore, Md.

Useful solid form preparations include powders, tablets, dispersible granules, capsules, cachets and suppositories. An example of a preparation of a preferred solid form dosage formulation is provided below.

Useful liquid form preparations include solutions, suspensions and emulsions. As an example may be mentioned water or water-propylene glycol solutions for parenteral injection or addition of sweeteners and opacifiers for oral

45

solutions, suspensions and emulsions. Liquid form preparations may also include solutions for intranasal administration.

Aerosol preparations suitable for inhalation may include solutions and solids in powder form, which may be in combination with a pharmaceutically acceptable carrier, such as an inert compressed gas, e.g. nitrogen.

Also useful are solid form preparations which are intended to be converted, shortly before use, to liquid form preparations for either oral or parenteral administration. Such liquid forms include solutions, suspensions and emulsions.

The compounds of the invention may also be deliverable transdermally. The transdermal compositions can take the form of creams, lotions, aerosols and/or emulsions and can be included in a transdermal patch of the matrix or reservoir type as are conventional in the art for this purpose.

Preferably the compound is administered orally.

The following formulation exemplifies one of the dosage forms of this invention. In the formulation, the term "Active Compound I" designates a sterol or 5 α -stanol absorption inhibitor and the term "Active Compound II" designates a hormone replacement therapy, estrogen receptor modulator or antiestrogen described herein above.

EXAMPLE

Tablets		
No.	Ingredient	mg/tablet
1	Active Compound I	10
2	Lactose monohydrate NF	55
3	Microcrystalline cellulose NF	20
4	Povidone USP (K29-32)	4
5	Croscarmellose sodium NF	8
6	Sodium lauryl sulfate NP	2
7	Magnesium stearate NF	1
Total		100

In the present invention, the above-described tablet can be coadministered with a tablet, capsule, etc. comprising a dosage of Active Compound II, for example a hormonal replacement therapy as described above.

Method of Manufacture

Mix Item No. 4 with purified water in suitable mixer to form binder solution. Spray the binder solution and then water over Items 1, 2 and 6 and a portion of item 5 in a fluidized bed processor to granulate the ingredients. Continue fluidization to dry the damp granules. Screen the dried granule and blend with Item No. 3 and the remainder of Item No. 5. Add Item No. 7 and mix. Compress the mixture to appropriate size and weight on a suitable tablet machine.

For coadministration in separate tablets or capsules, representative formulations comprising a sterol or 5 α -stanol absorption inhibitor such as are discussed above are well known in the art and representative formulations comprising a hormonal replacement therapy such as are discussed above are well known in the art. It is contemplated that where the two active ingredients are administered as a single composition, the dosage forms disclosed above for sterol or 5 α -stanol absorption inhibitor may readily be modified using the knowledge of one skilled in the art.

Since the present invention relates to reducing the plasma sterol (especially cholesterol) or 5 α -stanol concentrations or

46

levels by treatment with a combination of active ingredients wherein the active ingredients may be administered separately, the invention also relates to combining separate pharmaceutical compositions in kit form. That is, a kit is contemplated wherein two separate units are combined: a pharmaceutical composition comprising at least one hormonal replacement therapy and a separate pharmaceutical composition comprising at least one sterol or 5 α -stanol absorption inhibitor as described above. The kit will preferably include directions for the administration of the separate components. The kit form is particularly advantageous when the separate components must be administered in different dosage forms (e.g., oral and parenteral) or are administered at different dosage intervals.

The treatment compositions and therapeutic combinations of the present invention can inhibit the intestinal absorption of sterol or 5 α -stanol in subjects and can be useful in the treatment and/or prevention of vascular conditions, such as atherosclerosis, hypercholesterolemia and sitosterolemia, stroke, obesity and lowering of plasma levels of cholesterol in mammals, in particular in humans such as women, and preferably post-menopausal women.

In another embodiment of the present invention, the compositions and therapeutic combinations of the present invention can reduce plasma concentration of at least one sterol selected from the group consisting of phytosterols (such as sitosterol, campesterol, stigmasterol and avenosterol), or 5 α -stanols (such as cholestanol, 5 α -campestanol, 5 α -sitostanol), cholesterol and mixtures thereof. The plasma concentration can be reduced by administering to a subject in need of such treatment an effective amount of at least one treatment composition or therapeutic combination comprising at least one HRT and at least one sterol or 5 α -stanol absorption inhibitor described above. The reduction in plasma concentration of sterols or 5 α -stanols can range from about 1 to about 70 percent, and preferably about 10 to about 50 percent. Methods of measuring serum total blood cholesterol and total LDL cholesterol are well known to those skilled in the art and for example include those disclosed in PCT WO 99/38498 at page 11, incorporated by reference herein. Methods of determining levels of other sterols in serum are disclosed in H. Gylling et al., "Serum Sterols During Stanol Ester Feeding in a Mildly Hypercholesterolemic Population", *J. Lipid Res.* 40: 593-600 (1999), incorporated by reference herein.

Illustrating the invention is the following example which, however, is not to be considered as limiting the invention to their details. Unless otherwise indicated, all parts and percentages in the following examples, as well as throughout the specification, are by weight.

EXAMPLE

Preparation of Compound of Formula (II)

Step 1): To a solution of (S)-4-phenyl-2-oxazolidinone (41 g, 0.25 mol) in CH₂Cl₂ (200 ml), was added 4-dimethylaminopyridine (2.5 g, 0.02 mol) and triethylamine (84.7 ml, 0.61 mol) and the reaction mixture was cooled to 0° C. Methyl-4-(chloroformyl)butyrate (50 g, 0.3 mol) was added as a solution in CH₂Cl₂ (375 ml) dropwise over 1 h, and the reaction was allowed to warm to 22° C. After 17 h, water and H₂SO₄ (2N, 100 ml), was added the layers were separated, and the organic layer was washed sequentially with NaOH (10%), NaCl (sat'd) and water. The organic layer was dried over MgSO₄ and concentrated to obtain a semicrystalline product.

47

Step 2): To a solution of TiCl_4 (18.2 ml, 0.165 mol) in CH_2Cl_2 (600 ml) at 0°C ., was added titanium isopropoxide (16.5 ml, 0.055 mol). After 15 min, the product of Step 1 (49.0 g, 0.17 mol) was added as a solution in CH_2Cl_2 (100 ml). After 5 min., diisopropylethylamine (DIPEA) (65.2 ml, 0.37 mol) was added and the reaction mixture was stirred at 0°C . for 1 h, the reaction mixture was cooled to -20°C ., and 4-benzyloxybenzylidene(4-fluoro)aniline (114.3 g, 0.37 mol) was added as a solid. The reaction mixture was stirred vigorously for 4 h at -20°C ., then acetic acid was added as a solution in CH_2Cl_2 dropwise over 15 min, the reaction mixture was allowed to warm to 0°C ., and H_2SO_4 (2N) was added. The reaction mixture was stirred an additional 1 h, the layers were separated, washed with water, separated and the organic layer was dried. The crude product was crystallized from ethanol/water to obtain the pure intermediate.

Step 3): To a solution of the product of Step 2 (8.9 g, 14.9 mmol) in toluene (100 ml) at 50°C ., was added N,O-bis(trimethylsilyl)acetamide (BSA) (7.50 ml, 30.3 mmol). After 0.5 h, solid TBAF (0.39 g, 1.5 mmol) was added and the reaction mixture stirred at 50°C . for an additional 3 h. The reaction mixture was cooled to 22°C ., CH_3OH (10 ml), was added. The reaction mixture was washed with HCl (1N), NaHCO_3 (1 N) and NaCl (sat'd.), and the organic layer was dried over MgSO_4 .

Step 4): To a solution of the product of Step 3 (0.94 g, 2.2 mmol) in CH_3OH (3 ml), was added water (1 ml) and $\text{LiOH}\cdot\text{H}_2\text{O}$ (102 mg, 2.4 mmole). The reaction mixture was stirred at 22°C . for 1 h and then additional $\text{LiOH}\cdot\text{H}_2\text{O}$ (54 mg, 1.3 mmole) was added. After a total of 2 h, HCl (1 N) and EtOAc was added, the layers were separated, the organic layer was dried and concentrated in vacuo. To a solution of the resultant product (0.91 g, 2.2 mmol) in CH_2Cl_2 at 22°C ., was added ClCOCl (0.29 ml, 3.3 mmol) and the mixture stirred for 16 h. The solvent was removed in vacuo.

Step 5): To an efficiently stirred suspension of 4-fluorophenylzinc chloride (4.4 mmol) prepared from 4-fluorophenylmagnesium bromide (1M in THF, 4.4 ml, 4.4 mmol) and ZnCl_2 (0.6 g, 4.4 mmol) at 4°C ., was added tetrakis(triphenyl-phosphine)palladium (0.25 g, 0.21 mmol) followed by the product of Step 4 (0.94 g, 2.2 mmol) as a solution in THF (2 ml). The reaction was stirred for 1 h at 0°C . and then for 0.5 h at 22°C . HCl (1N, 5 ml) was added and the mixture was extracted with EtOAc. The organic layer was concentrated to an oil and purified by silica gel chromatography to obtain 1-(4-fluorophenyl)-4(S)-(4-hydroxyphenyl)-3(R)-(3-oxo-3-phenylpropyl)-2-azetidinone: HRMS calc'd for $\text{C}_{24}\text{H}_{19}\text{F}_2\text{NO}_3=408.1429$, found 408.1411.

Step 6): To the product of Step 5 (0.95 g, 1.91 mmol) in THF (3 ml), was added (R)-tetrahydro-1-methyl-3,3-diphenyl-1H,3H-pyrrolo-[1,2-c][1,3,2] oxazaborole (120 mg, 0.43 mmol) and the mixture was cooled to -20°C . After 5 min, borohydride-dimethylsulfide complex (2M in THF, 0.85 ml, 1.7 mmol) was added dropwise over 0.5 h. After a total of 1.5 h, CH_3OH was added followed by HCl (1 N) and the reaction mixture was extracted with EtOAc to obtain 1-(4-fluorophenyl)-3(R)-[3(S)-(4-fluorophenyl)-3-hydroxypropyl]-4(S)-[4-(phenylmethoxy)phenyl]-2-azetidinone (compound 6A-1) as an oil. ^1H in CDCl_3 d H3=4.68. J=2.3 Hz. Cl (M^+H) 500.

Use of (S)-tetra-hydro-1-methyl-3,3-diphenyl-1H,3H-pyrrolo-[1,2-c][1,3,2] oxazaborole gives the corresponding 3(R)-hydroxypropyl azetidinone (compound 6B-1). ^1H in CDCl_3 d H3=4.69. J=2.3 Hz. Cl (M^+H) 500.

To a solution of compound 6A-1 (0.4 g, 0.8 mmol) in ethanol (2 ml), was added 10% Pd/C (0.03 g) and the

48

reaction mixture was stirred under a pressure (60 psi) of H_2 gas for 16 h. The reaction mixture was filtered and the solvent was concentrated to obtain compound 6A. Mp $164\text{--}166^\circ\text{C}$.; Cl (M^+H) 410. $[\alpha]_D^{25}=-28.1^\circ$ (c 3, CH_3OH). Elemental analysis calc'd for $\text{C}_{24}\text{H}_{21}\text{F}_2\text{NO}_3$: C 70.41; H 5.17; N 3.42; found C 70.25; H 5.19; N 3.54.

Similarly treat compound 6B-1 to obtain compound 6B. Mp $129.5\text{--}132.5^\circ\text{C}$.; Cl (M^+H) 410. Elemental analysis calc'd for $\text{C}_{24}\text{H}_{21}\text{F}_2\text{NO}_3$: C 70.41; H 5.17; N 3.42; found C 70.30; H 5.14; N 3.52.

Step 6' (Alternative): To a solution of the product of Step 5 (0.14 g, 0.3 mmol) in ethanol (2 ml), was added 10% Pd/C (0.03 g) and the reaction was stirred under a pressure (60 psi) of H_2 gas for 16 h. The reaction mixture was filtered and the solvent was concentrated to afford a 1:1 mixture of compounds 6A and 6B.

It will be appreciated by those skilled in the art that changes could be made to the embodiments described above without departing from the broad inventive concept thereof. It is understood, therefore, that this invention is not limited to the particular embodiments disclosed, but it is intended to cover modifications that are within the spirit and scope of the invention, as defined by the appended claims.

Therefore, I claim:

1. A composition comprising:

(a) at least one hormone replacement therapy composition; and

(b) at least one sterol or 5α -stanol absorption inhibitor or a pharmaceutically acceptable salt thereof or a solvate thereof.

2. The composition according to claim 1, wherein the at least one hormone replacement therapy composition comprises one or more agents selected from the group consisting of androgens, estrogens, phytoestrogens, progestins, and their pharmaceutically acceptable salts.

3. The composition according to claim 2, wherein the androgens are selected from the group consisting of methyltestosterone (17-hydroxy-17-methyl-, (17B)-androst-4-en-3-one) and combinations thereof.

4. The composition according to claim 2, wherein the estrogens are selected from the group consisting of sodium estrone sulfate, sodium equilin sulfate, sodium 17α -dihydroequilin sulfate, sodium 17α -estradiol sulfate, sodium 17β -dihydroequilin sulfate, sodium 17α -dihydroequilenin sulfate, sodium 17β -dihydroequilenin sulfate, sodium equilenin sulfate and sodium 17β -estradiol sulfate, ethinyl estradiol (19-nor-17 α -pregna-1,3,5(10)-trien-20-yne-3,17-diolestropipate (piperazine estra-1,3,5(10)-trien-17-one, 3-(sulfoxy)-estrone sulfate); and combinations thereof.

5. The composition according to claim 2, wherein the phytoestrogens comprises one or more soy isoflavones.

6. The composition according to claim 2, wherein the progestins are selected from the group consisting of norethindrone, norgestrel, micronized progesterone (pregn-4-ene-3, 20-dione), medroxyprogesterone and combinations thereof.

7. The composition according to claim 2, wherein the hormone replacement therapy composition comprises a combination of progestins and estrogens selected from the group consisting of the combination of estradiol (estra-1, 3, 5 (10)-triene-3, 17β -diol hemihydrate) and norethindrone (17β -acetoxy-19-nor-17 α -pregn-4-en-20-yn-3-one), the combination of levonorgestrel (d(-)-13 β -ethyl-17 α -ethinyl-17 β -hydroxygon-4-en-3-one), the combination of ethynodi-
diol diacetate (19-nor-17 α -pregn-4-en-20-yne-3 β ,17-diol diacetate) and ethinyl estradiol, the combination of desogestrel (13-ethyl-11-methylene-18,19-dinor-17

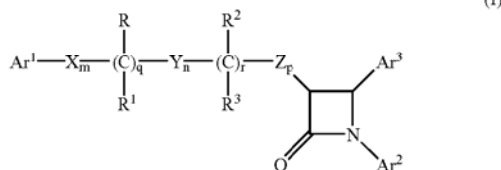
49

α -pregn-4-en-20-yn-17-ol) and ethinyl estradiol, the combination of norethindrone and ethinyl estradiol, the combination of norgestrel ((\pm)-13-ethyl-17-hydroxy-18, 19-dinor-17 α -preg-4-en-20-yn-3-one) and ethinyl estradiol, the combination of norethindrone, ethinyl estradiol, mestranol (3-methoxy-19-nor-17 α -pregna-1,3,5(10)-trien-20-yn-17-ol), the combination of 17 β -estradiol (estra-1,3,5(10)-triene-3, 17 β -diol) and micronized norgestimate (17 α -17-(Acetyloxy)-13-ethyl-18,19-dinorpregn-4-en-20-yn-3-one-3-oxime), the combination of norgestimate (18,19-dinor-17-pregn-4-en-20-yn-3-one, 17-(acetyloxy)-13-ethyl-, oxime, (17 α -(+)-) and ethinyl estradiol, and the combination of conjugated estrogens sodium estrone sulfate and sodium equilin sulfate and medroxyprogesterone acetate (20-dione, 17-(acetyloxy)-6-methyl-, (6 α)-pregn-4-ene-3).

8. The composition according to claim 2, wherein the hormone replacement therapy composition is an androgen and estrogen combination selected from the group consisting of the combination of esterified estrogens sodium estrone sulfate and sodium equilin sulfate and methyltestosterone (17-hydroxy-17-methyl-, (17B)-androst-4-en-3-one).

9. The composition according to claim 1, wherein the at least one hormone replacement therapy composition is administered to a subject in an amount ranging from about 0.1 to about 3000 milligrams of hormone replacement therapy composition per day.

10. The composition of claim 1, wherein the sterol or 5 α -stanol absorption inhibitor is represented by Formula (I):



or a pharmaceutically acceptable salt thereof or a solvate thereof,

wherein:

Ar¹ and Ar² are independently selected from the group consisting of aryl and R⁴-substituted aryl;

Ar³ is aryl or R⁵-substituted aryl;

X, Y and Z are independently selected from the group consisting of —CH₂—, —CH(lower alkyl)- and —C(dilower alkyl)-;

R and R² are independently selected from the group consisting of —OR⁶, —O(CO)R⁶, —O(CO)OR⁹ and —O(CO)NR⁶R⁷;

R¹ and R³ are independently selected from the group consisting of hydrogen, lower alkyl and aryl;

q is 0 or 1;

r is 0 or 1;

m, n and p are independently selected from 0, 1, 2, 3 or 4; provided that at least one of q and r is 1 and the sum of m, n, p, q and r is 1, 2, 3, 4, 5 or 6; and provided that when p is 0 and r is 1, the sum of m, q and n is 1, 2, 3, 4 or 5;

R⁴ is 1–5 substituents independently selected from the group consisting of lower alkyl, —OR⁶, —O(CO)R⁶, —O(CO)OR⁹, —O(CH₂)₁₋₅OR⁶, —O(CO)NR⁶R⁷, —NR⁶R⁷, —NR⁶(CO)R⁷, —NR⁶(CO)OR⁹, —NR⁶(CO)NR⁷R⁸, —NR⁶SO₂R⁹, —COOR⁶, —CONR⁶R⁷, —COR⁶, —SO₂NR⁶R⁷, S(O)₀₋₂R⁹, —O(CH₂)₁₋₁₀—

50

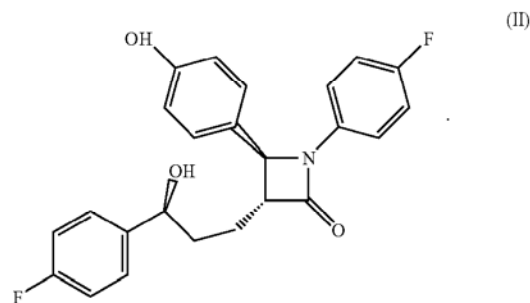
COOR⁶, —O(CH₂)₁₋₁₀CONR⁶R⁷, -(lower alkylene)COOR⁶, —CH=CH—COOR⁶, —CF₃, —CN, —NO₂ and halogen;

R⁵ is 1–5 substituents independently selected from the group consisting of —OR⁶, —O(CO)R⁶, —O(CO)OR⁹, —O(CH₂)₁₋₅OR⁶, —O(CO)NR⁶R⁷, —NR⁶R⁷, —NR⁶(CO)R⁷, —NR⁶(CO)OR⁹, —NR⁶(CO)NR⁷R⁸, —NR⁶SO₂R⁹, —COOR⁶, —CONR⁶R⁷, —COR⁶, —SO₂NR⁶R⁷, S(O)₀₋₂R⁹, —O(CH₂)₁₋₁₀—COOR⁶, —O(CH₂)₁₋₁₀CONR⁶R⁷, -(lower alkylene)COOR⁶ and —CH=CH—COOR⁶;

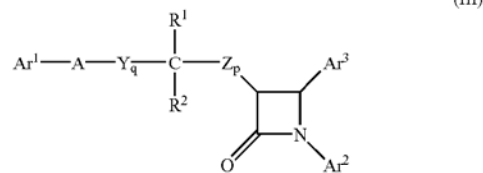
R⁶, R⁷ and R⁸ are independently selected from the group consisting of hydrogen, lower alkyl, aryl and aryl-substituted lower alkyl; and

R⁹ is lower alkyl, aryl or aryl-substituted lower alkyl.

11. The composition according to claim 10, wherein the sterol or 5 α -stanol absorption inhibitor is represented by Formula (II) below:



12. The composition of claim 1, wherein the sterol or 5 α -stanol absorption inhibitor is represented by Formula (III):



or a pharmaceutically acceptable salt thereof or a solvate thereof, wherein, in formula (III) above:

Ar¹ is R³-substituted aryl;

Ar² is R⁴-substituted aryl;

Ar³ is R⁵-substituted aryl;

Y and Z are independently selected from the group consisting of —CH₂—, —CH(lower alkyl)- and —C(dilower alkyl)-;

A is selected from —O—, —S—, —S(O)— or —S(O)₂—;

R¹ is selected from the group consisting of —OR⁶, —O(CO)R⁶, —O(CO)OR⁹ and —O(CO)NR⁶R⁷; R² is selected from the group consisting of hydrogen, lower alkyl and aryl; or R¹ and R² together are =O;

q is 1, 2 or 3;

p is 0, 1, 2, 3 or 4;

R⁵ is 1–3 substituents independently selected from the group consisting of —OR⁶, —O(CO)R⁶, —O(CO)OR⁹, —O(CH₂)₁₋₅OR⁶, —O(CO)NR⁶R⁷, —NR⁶R⁷, —NR⁶(CO)R⁷, —NR⁶(CO)OR⁹, —NR⁶(CO)NR⁷R⁸,

51

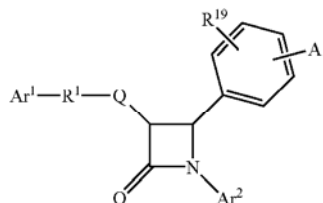
—NR⁶SO₂-lower alkyl, —NR⁶SO₂-aryl, —CONR⁶R⁷,
—COR⁶, —SO₂NR⁶R⁷, S(O)_{0.2}-alkyl, S(O)_{0.2}-aryl,
—O(CH₂)₁₋₁₀—COOR⁶, —O(CH₂)₁₋₁₀CONR⁶R⁷,
o-halogeno, m-halogeno, o-lower alkyl, m-lower alkyl,
-(lower alkylene)-COOR⁶, and —CH=CH—COOR⁶; 5

R³ and R⁴ are independently 1–3 substituents independently selected from the group consisting of R⁵, hydrogen, p-lower alkyl, aryl, —NO₂, —CF₃ and p-halogeno;

R⁶, R⁷ and R⁸ are independently selected from the group consisting of hydrogen, lower alkyl, aryl and aryl-substituted lower alkyl; and

R⁹ is lower alkyl, aryl or aryl-substituted lower alkyl.

13. The composition of claim 1 wherein the sterol or 5α-stanol absorption inhibitor is represented by Formula (IV):



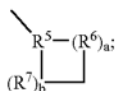
or a pharmaceutically acceptable salt thereof or a solvate thereof, wherein, in Formula (IV) above:

A is selected from the group consisting of R²-substituted heterocycloalkyl, R²-substituted heteroaryl, R²-substituted benzofused heterocycloalkyl, and R²-substituted benzofused heteroaryl;

Ar¹ is aryl or R³-substituted aryl;

Ar² is aryl or R⁴-substituted aryl;

Q is a bond or, with the 3-position ring carbon of the azetidinone, forms the spiro group



and

R¹ is selected from the group consisting of:

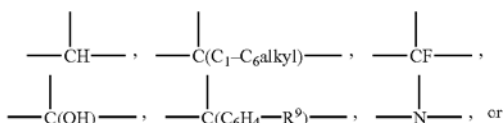
—(CH₂)_q—, wherein q is 2–6, provided that when Q forms a spiro ring, q can also be zero or 1;

—(CH₂)_e—G—(CH₂)_r—, wherein G is —O—, —C(O)—, phenylene, —NR⁸— or —S(O)_{0.2}—, e is 0–5 and r is 0–5, provided that the sum of e and r is 1–6;

—(C₂–C₆ alkenylene)-; and

—(CH₂)_f—V—(CH₂)_g—, wherein V is C₃–C₆ cycloalkylene, f is 1–5 and g is 0–5, provided that the sum of f and g is 1–6;

R⁵ is selected from:



52

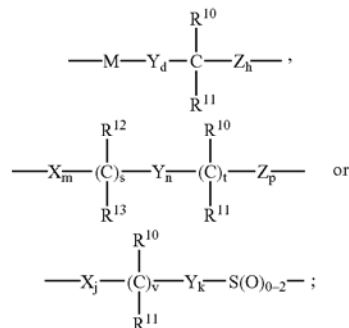
-continued



R⁶ and R⁷ are independently selected from the group consisting of —CH₂—, —CH(C₁–C₆ alkyl)-, —C(di-(C₁–C₆) alkyl), —CH=CH— and —C(C₁–C₆ alkyl)=CH—; or R⁵ together with an adjacent R⁶, or R⁵ together with an adjacent R⁷, form a —CH=CH— or a —CH=C(C₁–C₆ alkyl)- group;

a and b are independently 0, 1, 2 or 3, provided both are not zero; provided that when R⁶ is —CH=CH— or —C(C₁–C₆ alkyl)=CH—, a is 1; provided that when R⁷ is —CH=CH— or —C(C₁–C₆ alkyl)=CH—, b is 1; provided that when a is 2 or 3, the R⁶'s can be the same or different; and provided that when b is 2 or 3, the R⁷'s can be the same or different;

and when Q is a bond, R¹ also can be selected from:



where M is —O—, —S—, —S(O)— or —S(O)₂—; X, Y and Z are independently selected from the group consisting of —CH₂—, —CH(C₁–C₆ alkyl)- and —C(di-(C₁–C₆)alkyl);

R¹⁰ and R¹² are independently selected from the group consisting of —OR¹⁴, —O(CO)R¹⁴, —O(CO)OR¹⁶ and —O(CO)NR¹⁴R¹⁵;

R¹¹ and R¹³ are independently selected from the group consisting of hydrogen, (C₁–C₆)alkyl and aryl; or R¹⁰ and R¹¹ together are =O, or R¹² and R¹³ together are =O;

d is 1, 2 or 3;

h is 0, 1, 2, 3 or 4;

s is 0 or 1; t is 0 or 1; m, n and p are independently 0–4; provided that at least one of s and t is 1, and the sum of m, n, p, s and t is 1–6; provided that when p is 0 and t is 1, the sum of m, s and n is 1–5; and provided that when p is 0 and s is 1, the sum of m, t and n is 1–5;

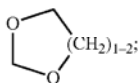
v is 0 or 1;

j and k are independently 1–5, provided that the sum of j, k and v is 1–5;

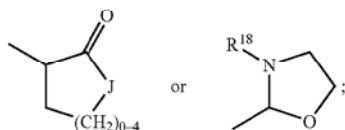
R² is 1–3 substituents on the ring carbon atoms selected from the group consisting of hydrogen, (C₁–C₁₀)alkyl, (C₂–C₁₀)alkenyl, (C₂–C₁₀)alkynyl, (C₃–C₆)cycloalkyl, (C₃–C₆)cycloalkenyl, R¹⁷-substituted aryl, R¹⁷-substituted benzyl, R¹⁷-substituted benzyloxy, R¹⁷-substituted aryloxy, halogeno, —NR¹⁴R¹⁵, NR¹⁴R¹⁵(C₁–C₆ alkenylene)-, NR¹⁴R¹⁵C(O)(C₁–C₆ alkenylene)-, —NHC(O)R¹⁶, OH, C₁–C₆ alkoxy, —OC(O)R¹⁶, —COR¹⁴, hydroxy(C₁–C₆)alkyl, (C₁–C₆)alkoxy(C₁–C₆)alkyl,

53

NO_2 , $-\text{S}(\text{O})_{0-2}\text{R}^{16}$, $-\text{SO}_2\text{NR}^{14}\text{R}^{15}$ and $-(\text{C}_1-\text{C}_6$
alkylene) COOR^{14} ; when R^2 is a substituent on a hetero-
cycloalkyl ring, R^2 is as defined, or is $=\text{O}$ or



and, where R^2 is a substituent on a substitutable ring nitro-
gen, it is hydrogen, (C_1-C_6) alkyl, aryl, (C_1-C_6) alkoxy,
aryloxy, (C_1-C_6) alkylcarbonyl, arylcarbonyl, hydroxy,
 $-(\text{CH}_2)_{1-6}\text{CONR}^{16}\text{R}^{18}$;



wherein J is $-\text{O}-$, $-\text{NH}-$, $-\text{NR}^{18}-$ or $-\text{CH}_2-$;

R^3 and R^4 are independently selected from the group
consisting of 1-3 substituents independently selected
from the group consisting of (C_1-C_6) alkyl, $-\text{OR}^{14}$,
 $-\text{O}(\text{CO})\text{R}^{14}$, $-\text{O}(\text{CO})\text{OR}^{16}$, $-\text{O}(\text{CH}_2)_{1-5}\text{OR}^{14}$,
 $-\text{O}(\text{CO})\text{NR}^{14}\text{R}^{15}$, $-\text{NR}^{14}\text{R}^{15}$, $-\text{NR}^{14}(\text{CO})\text{R}^{15}$,
 $-\text{NR}^{14}(\text{CO})\text{OR}^{16}$, $-\text{NR}^{14}(\text{CO})\text{NR}^{15}\text{R}^{19}$,
 $-\text{NR}^{14}\text{SO}_2\text{R}^{16}$, $-\text{COOR}^{14}$, $-\text{CONR}^{14}\text{R}^{15}$,
 $-\text{COR}^{14}$, $\text{SO}_2\text{NR}^{14}\text{R}^{15}$, $\text{S}(\text{O})_{0-2}\text{R}^{16}$, $-\text{O}(\text{CH}_2)_{1-10}$
 COOR^{14} , $-\text{O}(\text{CH}_2)_{1-10}\text{CONR}^{14}\text{R}^{15}$, $-(\text{C}_1-\text{C}_6$ alky-
lene) $-\text{COOR}^{14}$, $-\text{CH}=\text{CH}-\text{COOR}^{14}$, $-\text{CF}_3$, $-\text{CN}$,
 $-\text{NO}_2$ and halogen;

R^8 is hydrogen, (C_1-C_6) alkyl, aryl (C_1-C_6) alkyl, $-\text{C}(\text{O})$
 R^{14} or $-\text{COOR}^{14}$;

R^9 and R^{17} are independently 1-3 groups independently
selected from the group consisting of hydrogen,
 (C_1-C_6) alkyl, (C_1-C_6) alkoxy, $-\text{COOH}$, NO_2 ,
 $-\text{NR}^{14}\text{R}^{15}$, OH and halogeno;

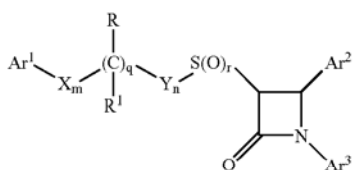
R^{14} and R^{15} are independently selected from the group
consisting of hydrogen, (C_1-C_6) alkyl, aryl and aryl-
substituted (C_1-C_6) alkyl;

R^{16} is (C_1-C_6) alkyl, aryl or R^{17} -substituted aryl;

R^{18} is hydrogen or (C_1-C_6) alkyl; and

R^{19} is hydrogen, hydroxy or (C_1-C_6) alkoxy.

14. The composition of claim 1, wherein the sterol or
 5α -stanol absorption inhibitor is represented by Formula
(V):



or a pharmaceutically acceptable salt thereof or a solvate
thereof, wherein, in Formula (V) above:

Ar^1 is aryl, R^{10} -substituted aryl or heteroaryl;

Ar^2 is aryl or R^4 -substituted aryl;

Ar^3 is aryl or R^5 -substituted aryl;

54

X and Y are independently selected from the group
consisting of $-\text{CH}_2-$, $-\text{CH}(\text{lower alkyl})-$, and
 $-\text{C}(\text{dilower alkyl})-$;

R is $-\text{OR}^6$, $-\text{O}(\text{CO})\text{R}^6$, $-\text{O}(\text{CO})\text{OR}^9$ or $-\text{O}(\text{CO})$
 NR^6R^7 ; R^1 is hydrogen, lower alkyl or aryl; or R and R^1
together are $=\text{O}$;

q is 0 or 1;

r is 0, 1 or 2;

m and n are independently 0, 1, 2, 3, 4 or 5; provided that
the sum of m, n and q is 1, 2, 3, 4 or 5;

R^4 is 1-5 substituents independently selected from the
group consisting of lower alkyl, $-\text{OR}^6$, $-\text{O}(\text{CO})\text{R}^6$,
 $-\text{O}(\text{CO})\text{OR}^9$, $-\text{O}(\text{CH}_2)_{1-5}\text{OR}^6$, $-\text{O}(\text{CO})\text{NR}^6\text{R}^7$,
 $-\text{NR}^6\text{R}^7$, $-\text{NR}^6(\text{CO})\text{R}^7$, $-\text{NR}^6(\text{CO})\text{OR}^9$, $-\text{NR}^6$
 $(\text{CO})\text{NR}^7\text{R}^8$, $-\text{NR}^6\text{SO}_2\text{R}^9$, $-\text{COOR}^6$, $-\text{CONR}^6\text{R}^7$,
 $-\text{COR}^6$, $-\text{SO}_2\text{NR}^6\text{R}^7$, $\text{S}(\text{O})_{0-2}\text{R}^9$, $-\text{O}(\text{CH}_2)_{1-10}$
 COOR^6 , $-\text{O}(\text{CH}_2)_{1-10}\text{CONR}^6\text{R}^7$, $-(\text{lower alkylene})$
 COOR^6 and $-\text{CH}=\text{CH}-\text{COOR}^6$;

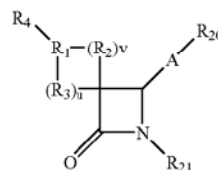
R^5 is 1-5 substituents independently selected from the
group consisting of $-\text{OR}^6$, $-\text{O}(\text{CO})\text{R}^6$, $-\text{O}(\text{CO})$
 OR^9 , $-\text{O}(\text{CH}_2)_{1-5}\text{OR}^6$, $-\text{O}(\text{CO})\text{NR}^6\text{R}^7$, $-\text{NR}^6\text{R}^7$,
 $-\text{NR}^6(\text{CO})\text{R}^7$, $-\text{NR}^6(\text{CO})\text{OR}^9$, $-\text{NR}^6(\text{CO})\text{NR}^7\text{R}^8$,
 $-\text{NR}^6\text{SO}_2\text{R}^9$, $-\text{COOR}^6$, $-\text{CONR}^6\text{R}^7$, $-\text{COR}^6$,
 $-\text{SO}_2\text{NR}^6\text{R}^7$, $\text{S}(\text{O})_{0-2}\text{R}^9$, $-\text{O}(\text{CH}_2)_{1-10}$
 COOR^6 , $-\text{O}(\text{CH}_2)_{1-10}\text{CONR}^6\text{R}^7$, $-\text{CF}_3$, $-\text{CN}$, $-\text{NO}_2$, halo-
gen, $-(\text{lower alkylene})\text{COOR}^6$ and $-\text{CH}=\text{CH}-$
 COOR^6 ;

R^6 , R^7 and R^8 are independently selected from the group
consisting of hydrogen, lower alkyl, aryl and aryl-
substituted lower alkyl;

R^9 is lower alkyl, aryl or aryl-substituted lower alkyl; and

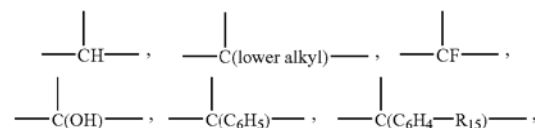
R^{10} is 1-5 substituents independently selected from the
group consisting of lower alkyl, $-\text{OR}^6$, $-\text{O}(\text{CO})\text{R}^6$,
 $-\text{O}(\text{CO})\text{OR}^9$, $-\text{O}(\text{CH}_2)_{1-5}\text{OR}^6$, $-\text{O}(\text{CO})\text{NR}^6\text{R}^7$,
 $-\text{NR}^6\text{R}^7$, $-\text{NR}^6(\text{CO})\text{R}^7$, $-\text{NR}^6(\text{CO})\text{OR}^9$, $-\text{NR}^6$
 $(\text{CO})\text{NR}^7\text{R}^8$, $-\text{NR}^6\text{SO}_2\text{R}^9$, $-\text{COOR}^6$, $-\text{CONR}^6\text{R}^7$,
 $-\text{COR}^6$, $-\text{SO}_2\text{NR}^6\text{R}^7$, $-\text{S}(\text{O})_{0-2}\text{R}^9$, $-\text{O}(\text{CH}_2)_{1-10}$
 COOR^6 , $-\text{O}(\text{CH}_2)_{1-10}\text{CONR}^6\text{R}^7$, $-\text{CF}_3$, $-\text{CN}$,
 $-\text{NO}_2$ and halogen.

15. The composition of claim 1, wherein the sterol or
 5α -stanol absorption inhibitor selected is represented by
Formula (VI):

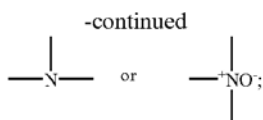


or a pharmaceutically acceptable salt thereof or a solvate
thereof, wherein:

R_1 is



55



R₂ and R₃ are independently selected from the group consisting of: —CH₂—, —CH(lower alkyl)-, —C(di-lower alkyl)-, —CH=CH— and —C(lower alkyl)=CH—; or R₁ together with an adjacent R₂, or R₁ together with an adjacent R₃, form a —CH=CH— or a —CH=C(lower alkyl)- group;

u and v are independently 0, 1, 2 or 3, provided both are not zero; provided that when R₂ is —CH=CH— or —C(lower alkyl)=CH—, v is 1; provided that when R₃ is —CH=CH— or —C(lower alkyl)=CH—, u is 1; provided that when v is 2 or 3, the R₂'s can be the same or different; and provided that when u is 2 or 3, the R₃'s can be the same or different;

R₄ is selected from B-(CH₂)_mC(O)—, wherein m is 0, 1, 2, 3, 4 or 5;

B-(CH₂)_q—, wherein q is 0, 1, 2, 3, 4, 5 or 6;

B-(CH₂)_e-Z-(CH₂)_r—, wherein Z is —O—, —C(O)—, phenylene, —N(R⁸)— or —S(O)₀₋₂—, e is 0, 1, 2, 3, 4 or 5 and r is 0, 1, 2, 3, 4 or 5, provided that the sum of e and r is 0, 1, 2, 3, 4, 5 or 6;

B-(C₂-C₆ alkenylene)-;

B-(C₄-C₆ alkadienylene)-;

B-(CH₂)_t-Z-(C₂-C₆ alkenylene)-, wherein Z is as defined above, and wherein t is 0, 1, 2 or 3, provided that the sum of t and the number of carbon atoms in the alkenylene chain is 2, 3, 4, 5 or 6;

B-(CH₂)_f-V-(CH₂)_g—, wherein V is C₃-C₆ cycloalkylene, f is 1, 2, 3, 4 or 5 and g is 0, 1, 2, 3, 4 or 5, provided that the sum of f and g is 1, 2, 3, 4, 5 or 6;

B-(CH₂)_t-V-(C₂-C₆ alkenylene)- or

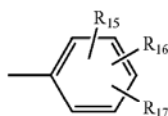
B-(C₂-C₆ alkenylene)-V-(CH₂)_t—, wherein V and t are as defined above, provided that the sum of t and the number of carbon atoms in the alkenylene chain is 2, 3, 4, 5 or 6;

B-(CH₂)_a-Z-(CH₂)_b-V-(CH₂)_d—, wherein Z and V are as defined above and a, b and d are independently 0, 1, 2, 3, 4, 5 or 6, provided that the sum of a, b and d is 0, 1, 2, 3, 4, 5 or 6; or T-(CH₂)_s—, wherein T is cycloalkyl of 3-6 carbon atoms and a is 0, 1, 2, 3, 4, 5 or 6; or

R₁ and R₄ together form the group

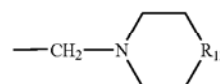


B is selected from indanyl, indenyl, naphthyl, tetrahydronaphthyl, heteroaryl or W-substituted heteroaryl, wherein heteroaryl is selected from the group consisting of pyrrolyl, pyridinyl, pyrimidinyl, pyrazinyl, triazinyl, imidazolyl, thiazolyl, pyrazolyl, thienyl, oxazolyl and furanyl, and for nitrogen-containing heteroaryls, the N-oxides thereof, or



56

W is 1 to 3 substituents independently selected from the group consisting of lower alkyl, hydroxy lower alkyl, lower alkoxy, alkoxyalkyl, alkoxyalkoxy, alkoxycarbonylalkoxy, (lower alkoxyimino)-lower alkyl, lower alkanedioyl, lower alkyl lower alkanedioyl allyloxy, —CF₃, —OCF₃, benzyl, R₇-benzyl, benzyloxy, R₇-benzyloxy, phenoxy, R₇-phenoxy, dioxolanyl, NO₂, —N(R₈)(R₉), N(R₈)(R₉)-lower alkylene-, N(R₈)(R₉)-lower alkyleneoxy-, OH, halogeno, —CN, —N₃, —NHC(O)OR₁₀, —NHC(O)R₁₀, R₁₁O₂SNH—, (R₁₁O₂S)₂N—, —S(O)₂NH₂, —S(O)₀₋₂R₈, tert-butyl dimethyl-silyloxymethyl, —C(O)R₁₂, —COOR₁₉, —CON(R₈)(R₉), —CH=CHC(O)R₁₂, -lower alkylene-C(O)R₁₂, R₁₀C(O)(lower alkyleneoxy)-, N(R₈)(R₉)C(O)(lower alkyleneoxy)- and



for substitution on ring carbon atoms,

and the substituents on the substituted heteroaryl ring nitrogen atoms, when present, are selected from the group consisting of lower alkyl, lower alkoxy, —C(O)OR₁₀, —C(O)R₁₀, OH, N(R₈)(R₉)-lower alkylene-, N(R₈)(R₉)-lower alkyleneoxy-, —S(O)₂NH₂ and 2-(trimethylsilyl)ethoxymethyl;

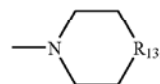
R₇ is 1-3 groups independently selected from the group consisting of lower alkyl, lower alkoxy, —COOH, NO₂, —N(R₈)(R₉), OH, and halogeno;

R₈ and R₉ are independently selected from H or lower alkyl;

R₁₀ is selected from lower alkyl, phenyl, R₇-phenyl, benzyl or R₇-benzyl;

R₁₁ is selected from OH, lower alkyl, phenyl, benzyl, R₇-phenyl or R₇-benzyl;

R₁₂ is selected from H, OH, alkoxy, phenoxy, benzyloxy,



—N(R₈)(R₉), lower alkyl, phenyl or R₇-phenyl;

R₁₃ is selected from —O—, —CH₂—, —NH—, —N(lower alkyl)- or —NC(O)R₁₉;

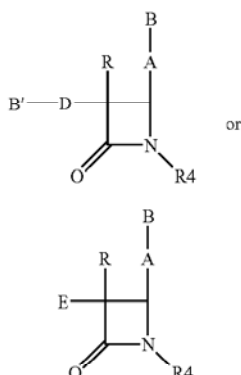
R₁₅, R₁₆ and R₁₇ are independently selected from the group consisting of H and the groups defined for W; or R₁₅ hydrogen and R₁₆ and R₁₇, together with adjacent carbon atoms to which they are attached, form a dioxolanyl ring;

R₁₉ is H, lower alkyl, phenyl or phenyl lower alkyl; and

R₂₀ and R₂₁ are independently selected from the group consisting of phenyl, W-substituted phenyl, naphthyl, W-substituted naphthyl, indanyl, indenyl, tetrahydronaphthyl, benzodioxolyl, heteroaryl, W-substituted heteroaryl, benzofused heteroaryl, W-substituted benzofused heteroaryl and cyclopropyl, wherein heteroaryl is as defined above.

65 **16.** The composition of claim 1, wherein the sterol or 5α-stanol absorption inhibitor is represented by Formula (VIIA) or (VIIB):

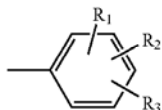
57



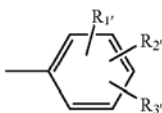
or a pharmaceutically acceptable salt or solvate thereof,
wherein:

A is $-\text{CH}=\text{CH}-$, $-\text{C}=\text{C}-$ or $-(\text{CH}_2)_p-$ wherein p is 0, 1 or 2;

B is



B' is



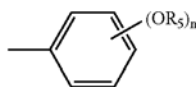
D is $-(\text{CH}_2)_m\text{C}(\text{O})-$ or $-(\text{CH}_2)_q-$ wherein m is 1, 2, 3 or 4 and q is 2, 3 or 4;

E is C_{10} to C_{20} alkyl or $-\text{C}(\text{O})-(\text{C}_9 \text{ to } \text{C}_{19})\text{-alkyl}$, wherein the alkyl is straight or branched, saturated or containing one or more double bonds;

R is hydrogen, $\text{C}_1\text{-C}_{15}$ alkyl, straight or branched, saturated or containing one or more double bonds, or $\text{B}-(\text{CH}_2)_r-$, wherein r is 0, 1, 2, or 3;

R_1 , R_2 , R_3 , R_1' , R_2' , and R_3' are independently selected from the group consisting of hydrogen, lower alkyl, lower alkoxy, carboxy, NO_2 , NH_2 , OH, halogeno, lower alkylamino, dilower alkylamino, $-\text{NHC}(\text{O})\text{OR}_5$, $\text{R}_6\text{O}_2\text{SNH}-$ and $-\text{S}(\text{O})_2\text{NH}_2$;

R_4 is



wherein n is 0, 1, 2 or 3;

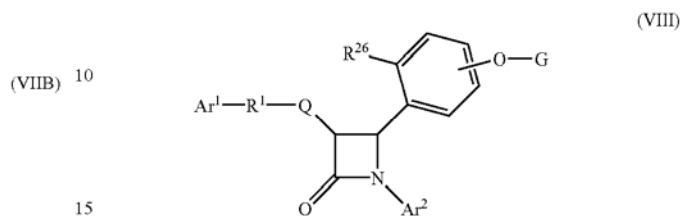
R_5 is lower alkyl; and

R_6 is OH, lower alkyl, phenyl, benzyl or substituted phenyl wherein the substituents are 1-3 groups independently selected from the group consisting of lower alkyl, lower alkoxy, carboxy, NO_2 , NH_2 , OH, halogeno, lower alkylamino and dilower alkylamino;

58

or a pharmaceutically acceptable salt thereof or a prodrug thereof.

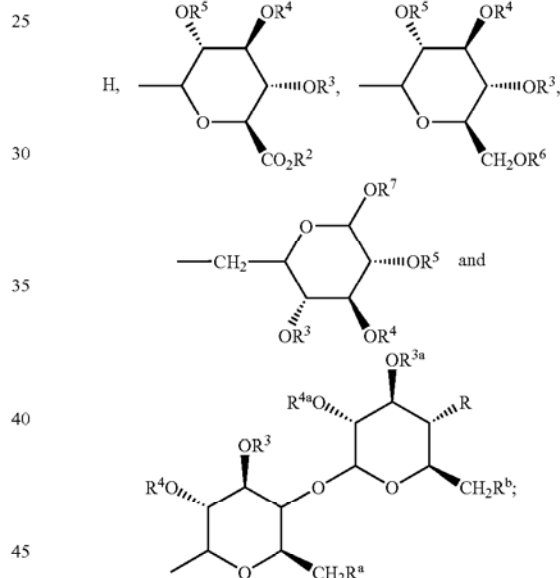
(VIIA) 17. The composition of claim 1, wherein the sterol or 5α -stanol absorption inhibitor is represented by Formula (VIII):



or a pharmaceutically acceptable salt thereof or a solvate thereof, wherein, in Formula (VIII) above,

R^{26} is H or OG^1 ;

G and G^1 are independently selected from the group consisting of



provided that when R^{26} is H or OH, G is not H;

R , R^a and R^b are independently selected from the group consisting of H, $-\text{OH}$, halogeno, $-\text{NH}_2$, azido, $(\text{C}_1\text{-C}_6)\text{alkoxy}(\text{C}_1\text{-C}_6)\text{-alkoxy}$ or $-\text{W}-\text{R}^{30}$;

W is independently selected from the group consisting of $-\text{NH}-\text{C}(\text{O})-$, $-\text{O}-\text{C}(\text{O})-$, $-\text{O}-\text{C}(\text{O})-\text{N}(\text{R}^{31})-$, $-\text{NH}-\text{C}(\text{O})-\text{N}(\text{R}^{31})-$ and $-\text{O}-\text{C}(\text{S})-\text{N}(\text{R}^{31})-$;

R^2 and R^6 are independently selected from the group consisting of H, $(\text{C}_1\text{-C}_6)\text{alkyl}$, aryl and aryl $(\text{C}_1\text{-C}_6)\text{alkyl}$;

R^3 , R^4 , R^5 , R^7 , R^{3a} and R^{4a} are independently selected from the group consisting of H, $(\text{C}_1\text{-C}_6)\text{alkyl}$, aryl $(\text{C}_1\text{-C}_6)\text{alkyl}$, $-\text{C}(\text{O})(\text{C}_1\text{-C}_6)\text{alkyl}$ and $-\text{C}(\text{O})\text{aryl}$;

R^{30} is selected from the group consisting of R^{32} -substituted T, R^{32} -substituted-T- $(\text{C}_1\text{-C}_6)\text{alkyl}$, R^{32} -substituted- $(\text{C}_2\text{-C}_4)\text{alkenyl}$, R^{32} -substituted- $(\text{C}_1\text{-C}_6)\text{alkyl}$, R^{32} -substituted- $(\text{C}_3\text{-C}_7)\text{cycloalkyl}$ and R^{32} -substituted- $(\text{C}_3\text{-C}_7)\text{cycloalkyl}(\text{C}_1\text{-C}_6)\text{alkyl}$;

59

R³¹ is selected from the group consisting of H and (C₁-C₄)alkyl;

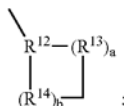
T is selected from the group consisting of phenyl, furyl, thienyl, pyrrolyl, oxazolyl, isoxazolyl, thiazolyl, isothiazolyl, benzothiazolyl, thiadiazolyl, pyrazolyl, imidazolyl and pyridyl;

R³² is independently selected from 1-3 substituents independently selected from the group consisting of halogeno, (C₁-C₄)alkyl, -OH, phenoxy, -CF₃, -NO₂, (C₁-C₄)alkoxy, methylenedioxy, oxo, (C₁-C₄)alkylsulfanyl, (C₁-C₄)alkylsulfanyl, (C₁-C₄)alkylsulfonyl, -N(CH₃)₂, -C(O)-NH(C₁-C₄)alkyl, -C(O)-N((C₁-C₄)alkyl)₂, -C(O)-(C₁-C₄)alkyl, -C(O)-(C₁-C₄)alkoxy and pyrrolidinylcarbonyl; or R³² is a covalent bond and R³¹, the nitrogen to which it is attached and R³² form a pyrrolidinyl, piperidinyl, N-methyl-piperazinyl, indolyl or morpholinyl group, or a (C₁-C₄)alkoxycarbonyl-substituted pyrrolidinyl, piperidinyl, N-methylpiperazinyl, indolyl or morpholinyl group;

Ar¹ is aryl or R¹⁰-substituted aryl;

Ar² is aryl or R¹¹-substituted aryl;

Q is a bond or, with the 3-position ring carbon of the azetidinone, forms the spiro group



and

R¹ is selected from the group consisting of

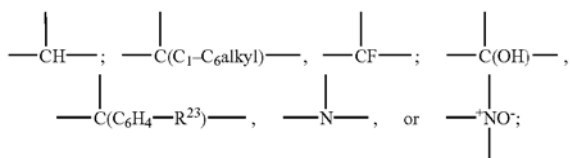
-(CH₂)_q-, wherein q is 2-6, provided that when Q forms a spiro ring, q can also be zero or 1;

-(CH₂)_e-E-(CH₂)_r-, wherein E is -O-, -C(O)-, phenylene, -NR²²- or -S(O)₀₋₂-, e is 0-5 and r is 0-5, provided that the sum of e and r is 1-6;

-(C₂-C₆)alkenylene-; and

-(CH₂)_f-V-(CH₂)_g-, wherein V is C₃-C₆ cycloalkylene, f is 1-5 and g is 0-5, provided that the sum of f and g is 1-6;

R¹² is



R¹³ and R¹⁴ are independently selected from the group consisting of -CH₂-, -CH(C₁-C₆ alkyl)-, -C(di-(C₁-C₆)alkyl), -CH=CH- and -C(C₁-C₆ alkyl)=CH-; or R¹² together with an adjacent R¹³, or R¹² together with an adjacent R¹⁴, form a -CH=CH- or a -CH=C(C₁-C₆ alkyl)- group;

a and b are independently 0, 1, 2 or 3, provided both are not zero;

provided that when R¹³ is -CH=CH- or -C(C₁-C₆ alkyl)=CH-, a is 1;

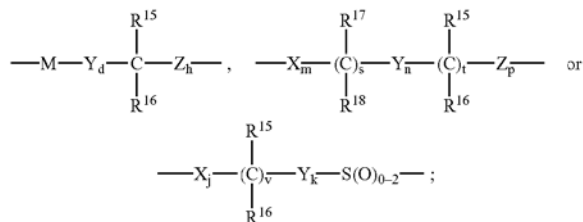
provided that when R¹⁴ is -CH=CH- or -C(C₁-C₆ alkyl)=CH-, b is 1;

60

provided that when a is 2 or 3, the R¹³'s can be the same or different; and

provided that when b is 2 or 3, the R¹⁴'s can be the same or different;

and when Q is a bond, R¹ also can be:



M is -O-, -S-, -S(O)- or -S(O)₂-;

X, V and Z are independently selected from the group consisting of -CH₂-, -CH(C₁-C₆)alkyl- and -C(di-(C₁-C₆)alkyl);

R¹⁰ and R¹¹ are independently selected from the group consisting of 1-3 substituents independently selected from the group consisting of (C₁-C₆)alkyl, -OR¹⁹, -O(CO)R¹⁹, -O(CO)OR²¹, -O(CH₂)₁₋₅OR¹⁹, -O(CO)NR¹⁹R²⁰, -NR¹⁹R²⁰, -NR¹⁹(CO)R²⁰, -NR¹⁹(CO)OR²¹, -NR¹⁹(CO)NR²⁰R²⁵, -NR¹⁹SO₂R²¹, -COOR¹⁹, -CONR¹⁹R²⁰, -COR¹⁹, -SO₂NR¹⁹R²⁰, S(O)₀₋₂R²¹, -O(CH₂)₁₋₁₀-COOR¹⁹, -O(CH₂)₁₋₁₀CONR¹⁹R²⁰, -(C₁-C₆ alkylene)-COOR¹⁹, -CH=CH-COOR¹⁹, -CF₃, -CN, -NO₂ and halogen;

R¹⁵ and R¹⁷ are independently selected from the group consisting of -OR¹⁹, -O(CO)R¹⁹, -O(CO)OR²¹ and -O(CO)NR¹⁹R²⁰;

R¹⁶ and R¹⁸ are independently selected from the group consisting of H, (C₁-C₆)alkyl and aryl; or R¹⁵ and R¹⁶ together are =O, or R¹⁷ and R¹⁸ together are =O;

d is 1, 2 or 3;

h is 0, 1, 2, 3 or 4;

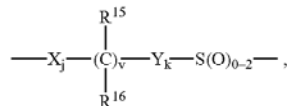
s is 0 or 1; t is 0 or 1; m, n and p are independently 0-4; provided that at least one of s and t is 1, and the sum of m, n, p, s and t is 1-6;

provided that when p is 0 and t is 1, the sum of m, s and n is 1-5; and provided that when p is 0 and s is 1, the sum of m, t and n is 1-5;

V is 0 or 1;

j and k are independently 1-5, provided that the sum of j, k and v is 1-5;

and when Q is a bond and R¹ is



Ar¹ can also be pyridyl, isoxazolyl, furanyl, pyrrolyl, thienyl, imidazolyl, pyrazolyl, thiazolyl, pyrazinyl, pyrimidinyl or pyridazinyl;

R¹⁹ and R²⁰ are independently selected from the group consisting of H, (C₁-C₆)alkyl, aryl and aryl-substituted (C₁-C₆)alkyl;

R²¹ is (C₁-C₆)alkyl, aryl or R²⁴-substituted aryl;

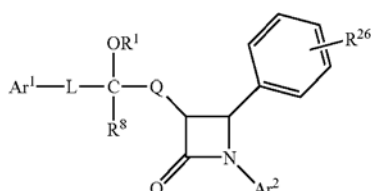
R²² is H, (C₁-C₆)alkyl, aryl (C₁-C₆)alkyl, -C(O)R¹⁹ or -COOR¹⁹;

61

R^{23} and R^{24} are independently 1-3 groups independently selected from the group consisting of H, (C₁-C₆)alkyl, (C₁-C₆)alkoxy, -COOH, NO₂, -NR¹⁹R²⁰, -OH and halogeno; and

R^{25} is H, -OH or (C₁-C₆)alkoxy.

18. The composition of claim 1, wherein the sterol or 5 α -stanol absorption inhibitor is represented by Formula (IX):

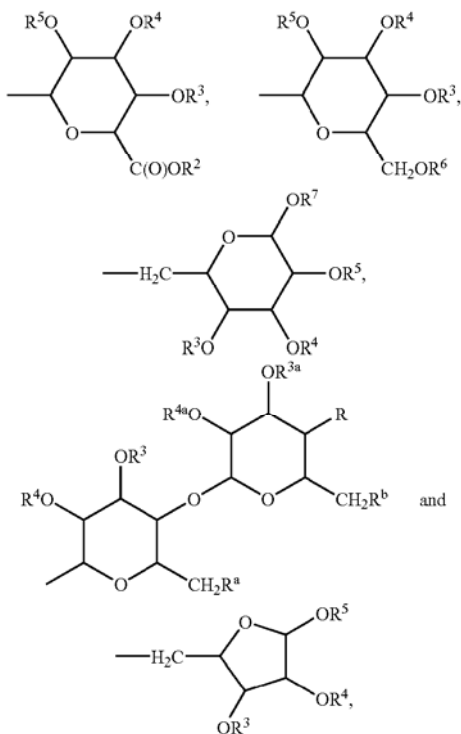


(IX)

or a pharmaceutically acceptable salt or solvate thereof, wherein in Formula (IX):

R^1 is selected from the group consisting of H, G, G¹, G², -SO₃H and -PO₃H;

G is selected from the group consisting of: H,



wherein R, R^a and R^b are each independently selected from the group consisting of H, -OH, halo, -NH₂, azido, (C₁-C₆)alkoxy(C₁-C₆)alkoxy or -W-R³⁰;

W is independently selected from the group consisting of -NH-C(O)-, -O-C(O)-, -O-C(O)-N(R³¹)-, -NH-C(O)-N(R³¹)- and -O-C(S)-N(R³¹)-;

R^2 and R^6 are each independently selected from the group consisting of H, (C₁-C₆)alkyl, acetyl, aryl and aryl (C₁-C₆)alkyl;

62

R^3 , R^4 , R^5 , R^7 , R^{3a} and R^{4a} are each independently selected from the group consisting of H, (C₁-C₆)alkyl, acetyl, aryl(C₁-C₆)alkyl, -C(O)(C₁-C₆)alkyl and -C(O)aryl;

R^{30} is independently selected from the group consisting of R³²-substituted T, R³²-substituted-T-(C₁-C₆)alkyl, R³²-substituted-(C₂-C₄)alkenyl, R³²-substituted-(C₁-C₆)alkyl, R³²-substituted-(C₃-C₇)cycloalkyl and R³²-substituted-(C₃-C₇)cycloalkyl(C₁-C₆)alkyl;

R^{31} is independently selected from the group consisting of H and (C₁-C₄)alkyl;

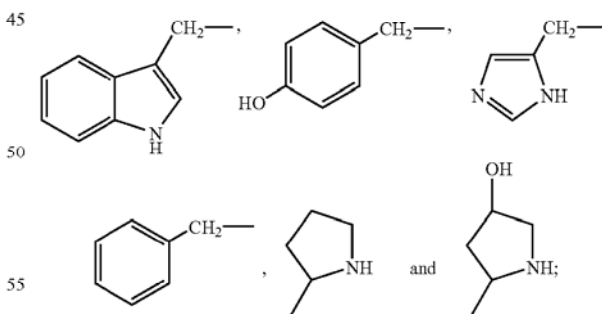
T is independently selected from the group consisting of phenyl, furyl, thienyl, pyrrolyl, oxazolyl, isoxazolyl, thiazolyl, isothiazolyl, benzothiazolyl, thiadiazolyl, pyrazolyl, imidazolyl and pyridyl;

R^{32} is independently selected from 1-3 substituents which are each independently selected from the group consisting of H, halo, (C₁-C₄)alkyl, -OH, phenoxy, -CF₃, -NO₂, (C₁-C₄)alkoxy, methylenedioxy, oxo, (C₁-C₄)alkylsulfanyl, (C₁-C₄)alkylsulfanyl, (C₁-C₄)alkylsulfonyl, -N(CH₃)₂, -C(O)-NH(C₁-C₄)alkyl, -C(O)-N((C₁-C₄)alkyl)₂, -C(O)-(C₁-C₄)alkyl, -C(O)-(C₁-C₄)alkoxy and pyrrolidinylcarbonyl; or R^{32} is a covalent bond and R^{31} , the nitrogen to which it is attached and R^{32} form a pyrrolidinyl, piperidinyl, N-methyl-piperazinyl, indolyl or morpholinyl group, or a (C₁-C₄)alkoxycarbonyl-substituted pyrrolidinyl, piperidinyl, N-methylpiperazinyl, indolyl or morpholinyl group;

G¹ is represented by the structure:



wherein R^{33} is independently selected from the group consisting of unsubstituted alkyl, R³⁴-substituted alkyl, (R³⁵) (R³⁶)alkyl-,



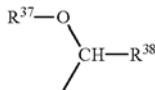
R^{34} is one to three substituents, each R^{34} being independently selected from the group consisting of HOOC-, HS-, (CH₃)S-, H₂N-, (NH₂)(NH)C(NH)-, (NH₂)C(O)- and HOOCCH(NH₃⁺)CH₂SS-;

R^{35} is independently selected from the group consisting of H and NH₂-;

R^{36} is independently selected from the group consisting of H, unsubstituted alkyl, R³⁴-substituted alkyl, unsubstituted cycloalkyl and R³⁴-substituted cycloalkyl;

63

G² is represented by the structure:



wherein R³⁷ and R³⁸ are each independently selected from the group consisting of (C₁-C₆)alkyl and aryl;

R²⁶ is one to five substituents, each R²⁶ being independently selected from the group consisting of:

- H;
- OH;
- OCH₃;
- fluorine;
- chlorine;
- O—G;
- O—G¹; —h) —O—G²;
- SO₃H; and
- PO₃H;

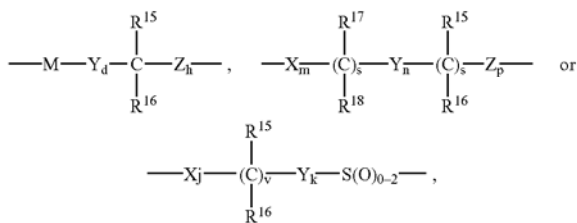
provided that when R¹ is H, R²⁶ is not H, —OH, —OCH₃ or —O—G;

Ar¹ is aryl, R¹⁰-substituted aryl, heteroaryl or R¹⁰-substituted heteroaryl;

Ar² is aryl, R¹¹-substituted aryl, heteroaryl or R¹¹-substituted heteroaryl;

L is selected from the group consisting of:

- a covalent bond;
- (CH₂)_q—, wherein q is 1–6;
- (CH₂)_e—E—(CH₂)_r—, wherein E is —O—, —C(O)—, phenylene, —NR²²— or —S(O)₀₋₂—, e is 0–5 and r is 0–5, provided that the sum of e and r is 1–6;
- (C₂-C₆)alkenylene—;
- (CH₂)_f—V—(CH₂)_g—, wherein V is C₃-C₆cycloalkylene, f is 1–5 and g is 0–5, provided that the sum of f and g is 1–6; and



wherein M is —O—, —S—, —S(O)— or —S(O)₂—; X, V and Z are each independently selected from the group consisting of —CH₂—, —CH(C₁-C₆)alkyl- and —C(di-(C₁-C₆)alkyl)-;

R⁸ is selected from the group consisting of H and alkyl;

R¹⁰ and R¹¹ are each independently selected from the group consisting of 1–3 substituents which are each independently selected from the group consisting of

- (C₁-C₆)alkyl, —OR¹⁹, —O(CO)R¹⁹, —O(CO)OR²¹, —O(CH₂)₁₋₅OR¹⁹, —O(CO)NR¹⁹R²⁰, —NR¹⁹R²⁰, —NR¹⁹(CO)R²⁰, —NR¹⁹(CO)OR²¹, —NR¹⁹(CO)NR²⁰R²⁵, —NR¹⁹SO₂R²¹, —COOR¹⁹, —CONR¹⁹R²⁰, —COR¹⁹, —SO₂NR¹⁹R²⁰, S(O)₀₋₂R²¹, —O(CH₂)₁₋₁₀—COOR¹⁹, —O(CH₂)₁₋₁₀CONR¹⁹R²⁰, —(C₁-C₆alkylene)-COOR¹⁹, —CH=CH—COOR¹⁹, —CF₃, —CN, —NO₂ and halo;

64

R¹⁵ and R¹⁷ are each independently selected from the group consisting of —OR¹⁹, —OC(O)R¹⁹, —OC(O)OR²¹, —OC(O)NR¹⁹R²⁰;

R¹⁶ and R¹⁸ are each independently selected from the group consisting of H, (C₁-C₆)alkyl and aryl;

or R¹⁵ and R¹⁸ together are =O, or R¹⁷ and R¹⁸ together are =O;

d is 1, 2 or 3;

h is 0, 1, 2, 3 or 4;

s is 0 or 1;

t is 0 or 1;

m, n and p are each independently selected from 0–4;

provided that at least one of s and t is 1, and the sum of

m, n, p, s and t is 1–6; provided that when p is 0 and

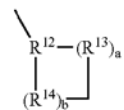
t is 1, the sum of m, n and p is 1–5; and provided that

when p is 0 and s is 1, the sum of m, t and n is 1–5;

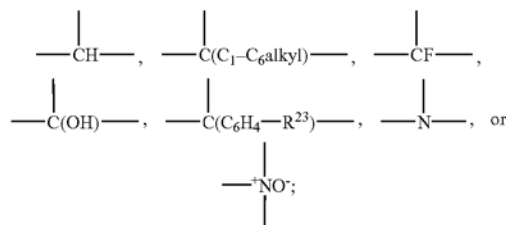
v is 0 or 1;

j and k are each independently 1–5, provided that the sum of j, k and v is 1–5;

Q is a bond, —(CH₂)_q—, wherein q is 1–6, or, with the 3-position ring carbon of the azetidinone, forms the spiro group



wherein R¹² is



R¹³ and R¹⁴ are each independently selected from the group consisting of —CH₂—, —CH(C₁-C₆alkyl)-, —C(di-(C₁-C₆)alkyl), —CH=CH— and —C(C₁-C₆alkyl)=CH—; or R¹² together with an adjacent R¹³, or R¹² together with an adjacent R¹⁴, form a —CH=CH— or a —CH=C(C₁-C₆alkyl)- group;

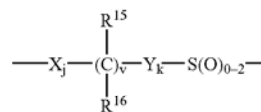
a and b are each independently 0, 1, 2 or 3, provided both are not zero; provided that when R¹³ is —CH=CH— or —C(C₁-C₆alkyl)=CH—, a is 1; provided that

when R¹⁴ is —CH=CH— or —C(C₁-C₆alkyl)=CH—, b is 1; provided that when a is 2 or 3, the R¹³'s

can be the same or different; and provided that when b

is 2 or 3, the R¹⁴'s can be the same or different;

and when Q is a bond and L is



65

then Ar¹ can also be pyridyl, isoxazolyl, furanyl, pyrrolyl, thienyl, imidazolyl, pyrazolyl, thiazolyl, pyrazinyl, pyrimidinyl or pyridazinyl;

R¹⁹ and R²⁰ are each independently selected from the group consisting of H, (C₁-C₆)alkyl, aryl and aryl-substituted (C₁-C₆)alkyl;

R²¹ is (C₁-C₆)alkyl, aryl or R²⁴-substituted aryl;

R²² is H, (C₁-C₆)alkyl, aryl (C₁-C₆)alkyl, —C(O)R¹⁹ or —COOR¹⁹;

R²³ and R²⁴ are each independently selected from the group consisting of 1-3 substituents which are each independently selected from the group consisting of H, (C₁-C₆)alkyl, (C₁-C₆)alkoxy, —COOH, NO₂, —NR¹⁹R²⁰, —OH and halo; and

R²⁵ is H, —OH or (C₁-C₆)alkoxy.

19. The composition according to claim 1, wherein the at least one sterol or 5 α -stanol absorption inhibitor is administered to a subject in an amount ranging from about 0.1 to about 1000 milligrams of sterol absorption inhibitor per day.

20. The composition according to claim 19, wherein the subject is a post menopausal woman.

21. The composition according to claim 1, further comprising at least one cholesterol biosynthesis inhibitor.

22. The composition according to claim 21, wherein the at least one cholesterol biosynthesis inhibitor comprises at least one HMG CoA reductase inhibitor.

23. The composition according to claim 22, wherein the at least one HMG CoA reductase inhibitor is selected from the group consisting of lovastatin, pravastatin, fluvastatin, simvastatin, atorvastatin, cerivastatin and mixtures thereof.

24. The composition according to claim 23, wherein the at least one HMG CoA reductase inhibitor is simvastatin.

25. The composition according to claim 1, further comprising at least one peroxisome proliferator-activated receptor (PPAR) activator.

26. The composition according to claim 1, further comprising at least one bile acid sequestrant.

27. The composition according to claim 1, further comprising nicotinic acid or a compound comprising a pyridine-3-carboxylate structure or a pyrazine-2-carboxylate structure, and acids, salts, esters, zwitterions and tautomers thereof.

28. The composition according to claim 1, further comprising at least one AcylCoA:Cholesterol O-acyltransferase Inhibitor.

29. The composition according to claim 1, further comprising probucol or [mono[4-[[1-[[[3,5-bis(1,1-dimethylethyl)-4-hydroxyphenyl]thio]1-methylethyl]thio]-2,6-bis(1,1-dimethylethyl)phenyl]ester](butanedioic acid).

30. The composition according to claim 1, further comprising at least one low-density lipoprotein receptor activator.

31. The composition according to claim 1, further comprising at least one Omega 3 fatty acid.

32. The composition according to claim 1, further comprising at least one natural water soluble fiber.

66

33. The composition according to claim 1, further comprising at least one of plant sterols, plant stanols or fatty acid esters of plant stanols.

34. The composition according to claim 1, further comprising at least one antioxidant or vitamin.

35. A pharmaceutical composition for the treatment or of a hyperlipidemia, vascular inflammation, stroke, hypertension, diabetes, obesity, lowering a concentration of a sterol or 5 α -stanol in plasma of a subject, or as a hormone replacement therapy/hyperlipidemia, vascular inflammation, stroke treatment for a subject comprising a therapeutically effective amount of the composition of claim 1 and a pharmaceutically acceptable carrier.

36. A method of treating hyperlipidaemia, vascular inflammation, stroke, hypertension, diabetes, obesity, lowering a concentration of a sterol or 5 α -stanol in plasma of a subject, or as a hormone replacement therapy/hyperlipidemia, vascular inflammation, stroke treatment for a subject, comprising the step of administering to a mammal in need of such treatment an effective amount of the composition of claim 1.

37. The method according to claim 36, wherein the condition is hyperlipidemia.

38. A therapeutic combination comprising:

(a) a first amount of at least one hormone replacement therapy composition; and

(b) a second amount of at least one sterol or 5 α -stanol absorption inhibitor or a pharmaceutically acceptable salt thereof or a solvate thereof, wherein the first amount and the second amount together comprise a therapeutically effective amount for the treatment or prevention of a vascular condition, hypertension, diabetes, obesity, lowering a concentration of a sterol or 5 α -stanol in plasma of a subject or as a hormone replacement therapy/vascular condition treatment for a subject.

39. A therapeutic combination according to claim 38, wherein the at least one hormone replacement therapy composition is administered concomitantly with the at least one sterol or 5 α -stanol absorption inhibitor.

40. A therapeutic combination according to claim 38, wherein the at least one hormone replacement therapy composition and the at least one sterol or 5 α -stanol sterol absorption inhibitor are present in separate treatment compositions.

41. A method of treating hyperlipidaemia, vascular inflammation, stroke, hypertension, obesity, lowering a concentration of a sterol or 5 α -stanol in plasma of a subject or as a hormone replacement therapy/hyperlipidemia, vascular inflammation, stroke treatment for a mammal, comprising the step of administering to a subject in need of such treatment an effective amount of the therapeutic combination of claim 38.

* * * * *