



United States Patent [19]

[11] **Patent Number:** **6,140,343**

DeNinno et al.

[45] **Date of Patent:** **Oct. 31, 2000**

[54] **4-AMINO SUBSTITUTED-2-SUBSTITUTED-1, 2,3,4-TETRAHYDROQUINOLINES**

OTHER PUBLICATIONS

[75] Inventors: **Michael P. DeNinno**, Gales Ferry; **George T. Magnus-Aryitey**, Ledyard; **Roger B. Ruggeri**, Waterford; **Ronald T. Wester**, Ledyard, all of Conn.

Gordon DJ, et al., *Circulation*. 79(1):8-15, Jan. 1989, "High-density lipoprotein cholesterol and cardiovascular disease. Four prospective American studies".

Chemical Abstracts vol. 116, 1992, 116:151569g.

[73] Assignee: **Pfizer**, New York, N.Y.

Chemical Abstracts vol. 123, 1995, 123:55716b.

[21] Appl. No.: **09/391,313**

[22] Filed: **Sep. 7, 1999**

Primary Examiner—D. Margaret Seaman
Attorney, Agent, or Firm—Peter C. Richardson; Gregg C. Benson; A. Dean Olson

Related U.S. Application Data

[60] Provisional application No. 60/100,927, Sep. 17, 1998.

[57] **ABSTRACT**

[51] **Int. Cl.⁷** **A61K 31/47**; C07D 215/38

Cholesteryl ester transfer protein inhibitors, pharmaceutical compositions containing such inhibitors and the use of such inhibitors to elevate certain plasma lipid levels, including high density lipoprotein-cholesterol and to lower certain other plasma lipid levels, such as LDL-cholesterol and triglycerides and accordingly to treat diseases which are exacerbated by low levels of HDL cholesterol and/or high levels of LDL-cholesterol and triglycerides, such as atherosclerosis and cardiovascular diseases in some mammals, including humans.

[52] **U.S. Cl.** **514/313**; 546/159

[58] **Field of Search** 546/159; 514/313

[56] **References Cited**

U.S. PATENT DOCUMENTS

- 5,231,101 7/1993 Honda et al. 514/290
- 5,231,102 7/1993 Baker et al. .
- 5,288,725 2/1994 Witherup et al. .

FOREIGN PATENT DOCUMENTS

- 0818448 1/1998 European Pat. Off. .

44 Claims, No Drawings

1

4-AMINO SUBSTITUTED-2-SUBSTITUTED-1, 2,3,4-TETRAHYDROQUINOLINES

This application claims priority from provisional application U.S. Ser. No. 60/100,927 filed Sep. 17, 1998, the benefit of which is hereby claimed under 37 C.F.R. §1.78 (a)(3).

BACKGROUND OF INVENTION

This invention relates to cholesteryl ester transfer protein (CETP) inhibitors, pharmaceutical compositions containing such inhibitors and the use of such inhibitors to elevate certain plasma lipid levels, including high density lipoprotein (HDL)-cholesterol and to lower certain other plasma lipid levels, such as low density lipoprotein (LDL)-cholesterol and triglycerides and accordingly to treat diseases which are affected by low levels of HDL cholesterol and/or high levels of LDL-cholesterol and triglycerides, such as atherosclerosis and cardiovascular diseases in certain mammals (i.e., those which have CETP in their plasma), including humans.

Atherosclerosis and its associated coronary artery disease (CAD) is the leading cause of mortality in the industrialized world. Despite attempts to modify secondary risk factors (smoking, obesity, lack of exercise) and treatment of dyslipidemia with dietary modification and drug therapy, coronary heart disease (CHD) remains the most common cause of death in the U.S., where cardiovascular disease accounts for 44% of all deaths, with 53% of these associated with atherosclerotic coronary heart disease.

Risk for development of this condition has been shown to be strongly correlated with certain plasma lipid levels. While elevated LDL-C may be the most recognized form of dyslipidemia, it is by no means the only significant lipid associated contributor to CHD. Low HDL-C is also a known risk factor for CHD (Gordon, D. J., et al., "High-density Lipoprotein Cholesterol and Cardiovascular Disease", *Circulation*, (1989), 79: 8-15).

High LDL-cholesterol and triglyceride levels are positively correlated, while high levels of HDL-cholesterol are negatively correlated with the risk for developing cardiovascular diseases. Thus, dyslipidemia is not a unitary risk profile for CHD but may be comprised of one or more lipid aberrations.

Among the many factors controlling plasma levels of these disease dependent principles, cholesteryl ester transfer protein (CETP) activity affects all three. The role of this 70,000 dalton plasma glycoprotein found in a number of animal species, including humans, is to transfer cholesteryl ester and triglyceride between lipoprotein particles, including high density lipoproteins (HDL), low density lipoproteins (LDL), very low density lipoproteins (VLDL), and chylomicrons. The net result of CETP activity is a lowering of HDL cholesterol and an increase in LDL cholesterol. This effect on lipoprotein profile is believed to be pro-atherogenic, especially in subjects whose lipid profile constitutes an increased risk for CHD.

No wholly satisfactory HDL-elevating therapies exist. Niacin can significantly increase HDL, but has serious toleration issues which reduce compliance. Fibrates and the HMG CoA reductase inhibitors raise HDL-C only modestly (~10-12%). As a result, there is a significant unmet medical need for a well-tolerated agent which can significantly elevate plasma HDL levels, thereby reversing or slowing the progression of atherosclerosis.

Thus, although there are a variety of anti-atherosclerosis therapies, there is a continuing need and a continuing search in this field of art for alternative therapies.

2

EP0818448 (970624) discloses the preparation of certain 5,6,7,8 substituted tetrahydroquinolines and analogs as cholesteryl ester transfer protein inhibitors.

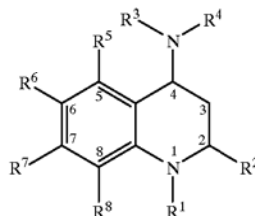
U.S. Pat. No. 5,231,102 discloses a class of 4-substituted 1,2,3,4-tetrahydroquinolines that possess an acidic group (or group convertible thereto in vivo) at the 2-position that are specific antagonists of N-methyl-D-aspartate (NMDA) receptors and are therefore useful in the treatment and/or prevention of neurodegenerative disorders.

U.S. Pat. No. 5,288,725 discloses pyrroloquinoline bradykinin antagonists.

SUMMARY OF THE INVENTION

This invention is directed to compounds of Formula I

Formula I



prodrugs thereof, and pharmaceutically acceptable salts of said compounds and of said prodrugs;

wherein R¹ is Y, W-X or W-Y;

wherein W is a carbonyl, thiocarbonyl, sulfinyl or sulfonyl;

X is —O-Y, —S-Y, —N(H)-Y or —N-(Y);

wherein Y for each occurrence is independently Z or a fully saturated, partially unsaturated or fully unsaturated one to ten membered straight or branched carbon chain wherein the carbons, other than the connecting carbon, may optionally be replaced with one or two heteroatoms selected independently from oxygen, sulfur and nitrogen and said carbon is optionally mono-, di- or tri-substituted independently with halo, said carbon is optionally mono-substituted with hydroxy, said carbon is optionally mono-substituted with oxo, said sulfur is optionally mono- or di-substituted with oxo, said nitrogen is optionally mono-, or di-substituted with oxo, and said carbon chain is optionally mono-substituted with Z;

wherein Z is a partially saturated, fully saturated or fully unsaturated three to eight membered ring optionally having one to four heteroatoms selected independently from oxygen, sulfur and nitrogen, or a bicyclic ring consisting of two fused partially saturated, fully saturated or fully unsaturated three to six membered rings, taken independently, optionally having one to four heteroatoms selected independently from nitrogen, sulfur and oxygen; wherein said Z substituent is optionally mono-, di- or tri-substituted independently with halo, (C₂-C₆) alkenyl, (C₁-C₆) alkyl, hydroxy, (C₁-C₆)alkoxy, (C₁-C₄)alkylthio, amino, nitro, cyano, oxo, carboxy, (C₁-C₆)alkyloxycarbonyl, mono-N- or di-N,N-(C₁-C₆)alkylamino wherein said (C₁-C₆) alkyl substituent is optionally mono-, di- or tri-substituted independently with halo, hydroxy, (C₁-C₆)alkoxy, (C₁-C₄)alkylthio, amino, nitro, cyano, oxo, carboxy, (C₁-C₆)alkyloxycarbonyl, mono-N- or di-N,N-(C₁-C₆)alkylamino, said

3

(C₁-C₆)alkyl substituent is also optionally substituted with from one to nine fluorines;

R² is a partially saturated, fully saturated or fully unsaturated one to six membered straight or branched carbon chain wherein the carbons, other than the connecting carbon, may optionally be replaced with one or two heteroatoms selected independently from oxygen, sulfur and nitrogen wherein said carbon atoms are optionally mono-, di- or tri-substituted independently with halo, said carbon is optionally mono-substituted with oxo, said carbon is optionally mono-substituted with hydroxy, said sulfur is optionally mono- or di-substituted with oxo, said nitrogen is optionally mono- or di-substituted with oxo; or said R² is a partially saturated, fully saturated or fully unsaturated three to seven membered ring optionally having one to two heteroatoms selected independently from oxygen, sulfur and nitrogen, wherein said R² ring is optionally attached through (C₁-C₄)alkyl;

wherein said R² ring is optionally mono-, di- or tri-substituted independently with halo, (C₂-C₆)alkenyl, (C₁-C₆)alkyl, hydroxy, (C₁-C₆)alkoxy, (C₁-C₄)alkylthio, amino, nitro, cyano, oxo, carboxy, (C₁-C₆)alkyloxycarbonyl, mono-N- or di-N,N-(C₁-C₆)alkylamino wherein said (C₁-C₆)alkyl substituent is optionally mono-, di- or tri-substituted independently with halo, hydroxy, (C₁-C₆)alkoxy, (C₁-C₄)alkylthio, oxo or (C₁-C₆)alkyloxycarbonyl;

R³ is hydrogen or Q;

wherein Q is a fully saturated, partially unsaturated or fully unsaturated one to six membered straight or branched carbon chain wherein the carbons, other than the connecting carbon, may optionally be replaced with one heteroatom selected from oxygen, sulfur and nitrogen and said carbon is optionally mono-, di- or tri-substituted independently with halo, said carbon is optionally mono-substituted with hydroxy, said carbon is optionally mono-substituted with oxo, said sulfur is optionally mono- or di-substituted with oxo, said nitrogen is optionally mono-, or di-substituted with oxo, and said carbon chain is optionally mono-substituted with V;

wherein V is a partially saturated, fully saturated or fully unsaturated three to eight membered ring optionally having one to four heteroatoms selected independently from oxygen, sulfur and nitrogen, or a bicyclic ring consisting of two fused partially saturated, fully saturated or fully unsaturated three to six membered rings, taken independently, optionally having one to four heteroatoms selected independently from nitrogen, sulfur and oxygen;

wherein said V substituent is optionally mono-, di-, tri-, or tetra-substituted independently with halo, (C₁-C₆)alkyl, (C₂-C₆)alkenyl, hydroxy, (C₁-C₆)alkoxy, (C₁-C₄)alkylthio, amino, nitro, cyano, oxo, carboxamoyl, mono-N- or di-N,N-(C₁-C₆)alkylcarboxamoyl, carboxy, (C₁-C₆)alkyloxycarbonyl, mono-N- or di-N,N-(C₁-C₆)alkylamino wherein said (C₁-C₆)alkyl or (C₂-C₆)alkenyl substituent is optionally mono-, di- or tri-substituted independently with hydroxy, (C₁-C₆)alkoxy, (C₁-C₄)alkylthio, amino, nitro, cyano, oxo, carboxy, (C₁-C₆)alkyloxycarbonyl, mono-N- or di-N,N-(C₁-C₆)alkylamino, said (C₁-C₆)alkyl or (C₂-C₆)alkenyl substituents are also optionally substituted with from one to nine fluorines;

4

R⁴ is cyano, formyl, W¹Q¹, W¹V¹, (C₁-C₄)alkylene V¹ or V²;

wherein W¹ is carbonyl, thiocarbonyl, SO or SO₂,

wherein Q¹ a fully saturated, partially unsaturated or fully unsaturated one to six membered straight or branched carbon chain wherein the carbons, may optionally be replaced with one heteroatom selected from oxygen, sulfur and nitrogen and said carbon is optionally mono-, di- or tri-substituted independently with halo, said carbon is optionally mono-substituted with hydroxy, said carbon is optionally mono-substituted with oxo, said sulfur is optionally mono- or di-substituted with oxo, said nitrogen is optionally mono-, or di-substituted with oxo, and said carbon chain is optionally mono-substituted with V¹;

wherein V¹ is a partially saturated, fully saturated or fully unsaturated three to six membered ring optionally having one to two heteroatoms selected independently from oxygen, sulfur and nitrogen, or a bicyclic ring consisting of two fused partially saturated, fully saturated or fully unsaturated three to six membered rings, taken independently, optionally having one to four heteroatoms selected independently from nitrogen, sulfur and oxygen;

wherein said V¹ substituent is optionally mono-, di-, tri-, or tetra-substituted independently with halo, (C₁-C₆)alkyl, (C₁-C₆)alkoxy, hydroxy, oxo, amino, nitro, cyano, (C₁-C₆)alkyloxycarbonyl, mono-N- or di-N,N-(C₁-C₆)alkylamino wherein said (C₁-C₆)alkyl substituent is optionally mono-substituted with oxo, said (C₁-C₆)alkyl substituent is also optionally substituted with from one to nine fluorines;

wherein V² is a partially saturated, fully saturated or fully unsaturated five to seven membered ring containing one to four heteroatoms selected independently from oxygen, sulfur and nitrogen;

wherein said V² substituent is optionally mono-, di- or tri-substituted independently with halo, (C₁-C₂)alkyl, (C₁-C₂)alkoxy, hydroxy, or oxo wherein said (C₁-C₂)alkyl optionally has from one to five fluorines;

wherein R⁴ does not include oxycarbonyl linked directly to the C⁴ nitrogen;

wherein either R³ must contain V or R⁴ must contain V¹; and

R⁵, R⁶, R⁷ and R⁸ are independently hydrogen, a bond, nitro or halo wherein said bond is substituted with T or a partially saturated, fully saturated or fully unsaturated (C₁-C₁₂) straight or branched carbon chain wherein carbon may optionally be replaced with one or two heteroatoms selected independently from oxygen, sulfur and nitrogen, wherein said carbon atoms are optionally mono-, di- or tri-substituted independently with halo, said carbon is optionally mono-substituted with hydroxy, said carbon is optionally mono-substituted with oxo, said sulfur is optionally mono- or di-substituted with oxo, said nitrogen is optionally mono- or di-substituted with oxo, and said carbon chain is optionally mono-substituted with T;

wherein T is a partially saturated, fully saturated or fully unsaturated three to twelve membered ring optionally having one to four heteroatoms selected independently from oxygen, sulfur and nitrogen, or a bicyclic ring consisting of two fused partially saturated, fully saturated or fully unsaturated three to six membered rings, taken independently, optionally

having one to four heteroatoms selected independently from nitrogen, sulfur and oxygen;
 wherein said T substituent is optionally mono-, di- or tri-substituted independently with halo, (C₁-C₆) alkyl, (C₂-C₆)alkenyl, hydroxy, (C₁-C₆)alkoxy, (C₁-C₄)alkylthio, amino, nitro, cyano, oxo, carboxy, (C₁-C₆)alkyloxycarbonyl, mono-N- or di-N,N-(C₁-C₆)alkylamino wherein said (C₁-C₆)alkyl substituent is optionally mono-, di- or tri-substituted independently with hydroxy, (C₁-C₆)alkoxy, (C₁-C₄)alkylthio, amino, nitro, cyano, oxo, carboxy, (C₁-C₆)alkyloxycarbonyl, mono-N- or di-N,N-(C₁-C₆)alkylamino, said (C₁-C₆)alkyl substituent also optionally has from one to nine fluorines;
 wherein R⁵ and R⁶, or R⁸ and R⁷, and/or R⁷ and R⁸ may also be taken together and can form at least one ring that is a partially saturated or fully unsaturated four to eight membered ring optionally having one to three heteroatoms independently selected from nitrogen, sulfur and oxygen;
 wherein said rings formed by R⁵ and R⁶, or R⁶ and R⁷, and/or R⁷ and R⁸ are optionally mono-, di- or tri-substituted independently with halo, (C₁-C₆)alkyl, (C₁-C₄)alkylsulfonyl, (C₂-C₆)alkenyl, hydroxy, (C₁-C₆)alkoxy, (C₁-C₄)alkylthio, amino, nitro, cyano, oxo, carboxy, (C₁-C₆)alkyloxycarbonyl, mono-N- or di-N,N-(C₁-C₆)alkylamino wherein said (C₁-C₆)alkyl substituent is optionally mono-, di- or tri-substituted independently with hydroxy, (C₁-C₆)alkoxy, (C₁-C₄)alkylthio, amino, nitro, cyano, oxo, carboxy, (C₁-C₆)alkyloxycarbonyl, mono-N- or di-N,N-(C₁-C₆)alkylamino, said (C₁-C₆)alkyl substituent also optionally has from one to nine fluorines.

A preferred group of compounds, designated the A Group, contains those compounds having the Formula I as shown above wherein

the C² substituent is beta;

the C⁴ nitrogen is beta;

R¹ is W-X;

W is carbonyl, thiocarbonyl or sulfonyl;

X is —O-Y-, S-Y-, N(H)-Y- or —N-(Y)₂-;

Y for each occurrence independently is (C₁-C₄)alkyl, said (C₁-C₄)alkyl optionally having hydroxy or from one to nine fluorines or said (C₁-C₄)alkyl optionally mono-substituted with Z;

wherein Z is a partially saturated, fully saturated or fully unsaturated three to six membered ring optionally having one to two heteroatoms selected independently from oxygen, sulfur and nitrogen;

wherein said Z substituent is optionally mono-, di- or tri-substituted independently with halo, (C₁-C₄) alkyl, (C₁-C₄)alkoxy, (C₁-C₄)alkylthio, nitro, cyano, oxo, or (C₁-C₆)alkyloxycarbonyl, said (C₁-C₄)alkyl optionally substituted with from one to nine fluorines;

R² is a partially saturated, fully saturated or fully unsaturated (C₁-C₄) straight or branched carbon chain wherein the carbons, other than the connecting carbon, may optionally be replaced with one heteroatom selected independently from oxygen, sulfur and nitrogen wherein said carbon atoms are optionally mono-, di- or tri-substituted independently with halo, said carbon is optionally mono-substituted with oxo or hydroxy, said sulfur is optionally mono- or di-substituted with oxo, said nitrogen is optionally mono- or di-substituted with oxo; or said R² is a

partially saturated, fully saturated or fully unsaturated three to five membered ring optionally having one heteroatom selected independently from oxygen, sulfur and nitrogen;

wherein said R² ring is optionally mono-, di- or tri-substituted independently with halo, hydroxy, (C₁-C₆)alkoxy, amino, nitro, (C₁-C₄)alkyloxycarbonyl or carboxy;

R³ is Q-V wherein Q is (C₁-C₄)alkyl and V is a five or six membered partially saturated, fully saturated or fully unsaturated ring optionally having one to three heteroatoms selected independently from oxygen, sulfur and nitrogen;

wherein said V ring is optionally mono-, di-, tri- or tetra-substituted independently with halo, (C₁-C₆) alkyl, hydroxy, (C₁-C₆)alkoxy, (C₁-C₆)alkoxycarbonyl, nitro, cyano or oxo, wherein said (C₁-C₆)alkyl substituent optionally has from one to nine fluorines;

R⁴ is carbonyl or carbamoyl wherein said carbonyl moiety is optionally mono-substituted with V¹ or (C₁-C₂)alkyl and said carbamoyl moiety is optionally mono- or di-substituted independently with V¹ or (C₁-C₂)alkyl, in either instance said (C₁-C₂)alkyl optionally mono-substituted with V¹ or said (C₁-C₂)alkyl optionally having one to five fluorines;

wherein V¹ is a partially saturated, fully saturated or fully unsaturated three to six membered ring optionally having one to two heteroatoms selected independently from oxygen, sulfur and nitrogen;

wherein said V¹ substituent is optionally mono-, di- or tri-substituted independently with halo, nitro or (C₁-C₂)alkyl, said (C₁-C₂)alkyl optionally having from one to five fluorines;

R⁶ and R⁷ are each independently hydrogen, halo, T, (C₁-C₆)alkoxy or (C₁-C₆)alkyl, said (C₁-C₆)alkoxy or (C₁-C₆)alkyl substituent optionally having from one to nine fluorines or said (C₁-C₆)alkoxy or (C₁-C₆)alkyl substituent optionally mono-substituted with T;

wherein T is a partially saturated, fully saturated or fully unsaturated five to six membered ring optionally having one to two heteroatoms selected independently from oxygen, sulfur and nitrogen;

wherein said T substituent is optionally mono-, di- or tri-substituted independently with halo, (C₁-C₆) alkyl, hydroxy, (C₁-C₆)alkoxy, (C₁-C₄)alkylthio, amino, oxo, carboxy, (C₁-C₆)alkyloxycarbonyl, mono-N- or di-N,N-(C₁-C₆)alkylamino wherein said (C₁-C₆)alkyl substituent optionally has from one to nine fluorines; or

wherein R⁶ and R⁷ are taken together and form one ring that is a partially saturated or fully unsaturated five or six membered ring optionally having one to two heteroatoms independently selected from nitrogen, sulfur and oxygen;

R⁵ and R⁸ are H; and

pharmaceutically acceptable salts thereof.

A group of compounds which is preferred among the A Group of compounds, designated the B Group, contains those compounds wherein

W is carbonyl;

X is O-Y wherein Y is (C₁-C₄)alkyl, wherein said (C₁-C₄)alkyl substituent optionally has hydroxy or from one to nine fluorines;

R² is (C₁-C₄)alkyl, (C₁-C₂)alkyloxymethylene or (C₃-C₅)cycloalkyl;

Q is (C₁-C₄)alkyl and V is phenyl, pyridinyl, or pyrimidinyl;

wherein said V ring is optionally mono-, di- or tri-substituted independently with halo, (C₁-C₆)alkyl, hydroxy, (C₁-C₆)alkoxy, nitro, cyano or oxo wherein said (C₁-C₆)alkyl substituent optionally has from one to nine fluorines;

R⁴ is carbonyl or carbamoyl wherein said carbonyl or carbamoyl is optionally mono-substituted with hydrogen or (C₁-C₂)alkyl;

R⁶ and R⁷ are each independently hydrogen, (C₁-C₃)alkoxy or (C₁-C₆)alkyl, said (C₁-C₃)alkoxy optionally having from one to seven fluorines, said (C₁-C₆)alkyl optionally having from one to nine fluorines; and pharmaceutically acceptable salts thereof.

A group of compounds which is preferred among the B Group of compounds, designated the C Group, contains those compounds wherein

Q is methyl and V is phenyl or pyridinyl;

wherein said V ring is optionally mono-, di- or tri-substituted independently with halo, nitro or (C₁-C₂)alkyl, wherein said (C₁-C₂)alkyl optionally has from one to five fluorines; and pharmaceutically acceptable salts thereof.

Especially preferred compounds of Formula I are the compounds:

[2S,4S]4-[(3,5-bis-trifluoromethyl-benzyl)-formyl-amino]-2-cyclopropyl-6-trifluoromethyl-3,4-dihydro-2H-quinoline-1-carboxylic acid isopropyl ester;

[2S,4S]4-[(3,5-bis-trifluoromethyl-benzyl)-formyl-amino]-2-cyclopropyl-6-trifluoromethyl-3,4-dihydro-2H-quinoline-1-carboxylic acid propyl ester;

[2S,4S]4-[acetyl-(3,5-bis-trifluoromethyl-benzyl)-amino]-2-cyclopropyl-6-trifluoromethyl-3,4-dihydro-2H-quinoline-1-carboxylic acid tert-butyl ester;

[2R,4S]4-[acetyl-(3,5-bis-trifluoromethyl-benzyl)-amino]-2-ethyl-6-trifluoromethyl-3,4-dihydro-2H-quinoline-1-carboxylic acid isopropyl ester;

[2R,4S]4-[acetyl-(3,5-bis-trifluoromethyl-benzyl)-amino]-2-methyl-6-trifluoromethyl-3,4-dihydro-2H-quinoline-1-carboxylic acid ethyl ester;

and pharmaceutically acceptable salts of said compounds.

Other especially preferred compounds of Formula I are the compounds:

[2S,4S]4-[1-(3,5-bis-trifluoromethyl-benzyl)-ureido]-2-cyclopropyl-6-trifluoromethyl-3,4-dihydro-2H-quinoline-1-carboxylic acid isopropyl ester;

[2R,4S]4-[acetyl-(3,5-bis-trifluoromethyl-benzyl)-amino]-2-ethyl-6-trifluoromethyl-3,4-dihydro-2H-quinoline-1-carboxylic acid ethyl ester;

[2S,4S]4-[acetyl-(3,5-bis-trifluoromethyl-benzyl)-amino]-2-methoxymethyl-6-trifluoromethyl-3,4-dihydro-2H-quinoline-1-carboxylic acid isopropyl ester;

[2S,4S]4-[acetyl-(3,5-bis-trifluoromethyl-benzyl)-amino]-2-cyclopropyl-6-trifluoromethyl-3,4-dihydro-2H-quinoline-1-carboxylic acid propyl ester;

[2S,4S]4-[acetyl-(3,5-bis-trifluoromethyl-benzyl)-amino]-2-cyclopropyl-6-trifluoromethyl-3,4-dihydro-2H-quinoline-1-carboxylic acid ethyl ester;

[2R,4S]4-[(3,5-bis-trifluoromethyl-benzyl)-formyl-amino]-2-ethyl-6-trifluoromethyl-3,4-dihydro-2H-quinoline-1-carboxylic acid isopropyl ester;

and pharmaceutically acceptable salts of said compounds.

Other especially preferred compounds of Formula I are the compounds:

[2R,4S]4-[(3,5-bis-trifluoromethyl-benzyl)-formyl-amino]-2-methyl-6-trifluoromethyl-3,4-dihydro-2H-quinoline-1-carboxylic acid ethyl ester;

[2S,4S]4-[acetyl-(3,5-bis-trifluoromethyl-benzyl)-amino]-2-cyclopropyl-6-trifluoromethyl-3,4-dihydro-2H-quinoline-1-carboxylic acid isopropyl ester;

[2R,4S]4-[(3,5-bis-trifluoromethyl-benzyl)-formyl-amino]-2-ethyl-6-trifluoromethyl-3,4-dihydro-2H-quinoline-1-carboxylic acid ethyl ester;

[2S,4S]4-[(3,5-bis-trifluoromethyl-benzyl)-formyl-amino]-2-cyclopropyl-6-trifluoromethyl-3,4-dihydro-2H-quinoline-1-carboxylic acid ethyl ester;

[2R,4S]4-[(3,5-bis-trifluoromethyl-benzyl)-formyl-amino]-2-methyl-6-trifluoromethyl-3,4-dihydro-2H-quinoline-1-carboxylic acid isopropyl ester;

[2R,4S]4-[acetyl-(3,5-bis-trifluoromethyl-benzyl)-amino]-2-methyl-6-trifluoromethyl-3,4-dihydro-2H-quinoline-1-carboxylic acid isopropyl ester;

and pharmaceutically acceptable salts of said compounds.

Especially preferred compounds within the C Group of compounds are compounds wherein

a.

Y is isopropyl;
R² is cyclopropyl;
R³ is 3,5-bis-trifluoromethylphenylmethyl;
R⁴ is formyl;
R⁶ is trifluoromethyl; and
R⁷ is H;

b.

Y is n-propyl;
R² is cyclopropyl;
R³ is 3,5-bis-trifluoromethylphenylmethyl;
R⁴ is formyl;
R⁶ is trifluoromethyl; and
R⁷ is H;

c.

Y is tert-butyl;
R² is cyclopropyl;
R³ is 3,5-bis-trifluoromethylphenylmethyl;
R⁴ is acetyl;
R⁶ is trifluoromethyl; and
R⁷ is H;

d.

Y is isopropyl;
R² is ethyl;
R³ is 3,5-bis-trifluoromethylphenylmethyl;
R⁴ is acetyl;
R⁶ is trifluoromethyl; and
R⁷ is H;

e.

Y is ethyl;
R² is methyl;
R³ is 3,5-bis-trifluoromethylphenylmethyl;
R⁴ is acetyl;
R⁶ is trifluoromethyl; and
R⁷ is H;

f.

Y is isopropyl;
R² is cyclopropyl;
R³ is 3,5-bis-trifluoromethylphenylmethyl;
R⁴ is carbamoyl;
R⁶ is trifluoromethyl; and
R⁷ is H;

g.

Y is ethyl;
R² is ethyl;
R³ is 3,5-bis-trifluoromethylphenylmethyl;
R⁴ is acetyl;
R⁶ is trifluoromethyl; and

- R⁷ is H;
- h. Y is isopropyl;
R² is methoxymethyl;
R³ is 3,5-bis-trifluoromethylphenylmethyl;
R⁴ is acetyl;
R⁶ is trifluoromethyl; and
R⁷ is H;
- i. Y is n-propyl;
R² is cyclopropyl;
R³ is 3,5-bis-trifluoromethylphenylmethyl;
R⁴ is acetyl;
R⁶ is trifluoromethyl; and
R⁷ is H;
- j. Y is ethyl;
R² is cyclopropyl;
R³ is 3,5-bis-trifluoromethylphenylmethyl;
R⁴ is acetyl;
R⁶ is trifluoromethyl; and
R⁷ is H;
- k. Y is isopropyl;
R² is ethyl;
R³ is 3,5-bis-trifluoromethylphenylmethyl;
R⁴ is formyl;
R⁶ is trifluoromethyl; and
R⁷ is H;
- l. Y is ethyl;
R² is methyl;
R³ is 3,5-bis-trifluoromethylphenylmethyl;
R⁴ is formyl;
R⁶ is trifluoromethyl; and
R⁷ is H;
- m. Y is isopropyl;
R is cyclopropyl;
R³ is 3,5-bis-trifluoromethylphenylmethyl;
R⁴ is acetyl;
R⁶ is trifluoromethyl; and
R⁷ is H;
- n. Y is ethyl;
R² is ethyl;
R³ is 3,5-bis-trifluoromethylphenylmethyl;
R⁴ is formyl;
R⁶ is trifluoromethyl; and
R⁷ is H;
- o. Y is ethyl;
R² is cyclopropyl;
R³ is 3,5-bis-trifluoromethylphenylmethyl;
R⁴ is formyl;
R⁶ is trifluoromethyl; and
R⁷ is H;
- p. Y is isopropyl;
R² is methyl;
R³ is 3,5-bis-trifluoromethylphenylmethyl;
R⁴ is formyl;
R⁶ is trifluoromethyl; and
R⁷ is H; and

- q. Y is isopropyl;
R² is methyl;
R³ is 3,5-bis-trifluoromethylphenylmethyl;
R⁴ is acetyl;
R⁶ is trifluoromethyl; and
R⁷ is H; and
pharmaceutically acceptable salts of said compounds.
A preferred group of compounds, designated the D Group, contains those compounds having the Formula I as shown above wherein
the C² substituent is beta;
the C⁴ nitrogen is beta;
R¹ is W-Y;
W is carbonyl, thiocarbonyl or sulfonyl;
Y is (C₁-C₆)alkyl, said (C₁-C₆)alkyl optionally having from one to nine fluorines or said (C₁-C₆)alkyl optionally mono-substituted with Z wherein Z is a partially saturated, fully saturated or fully unsaturated three to six membered ring optionally having one to two heteroatoms selected independently from oxygen, sulfur and nitrogen;
wherein said Z substituent is optionally mono-, di- or tri-substituted independently with halo, (C₁-C₄)alkyl, (C₁-C₄)alkoxy, (C₁-C₄)alkylthio, nitro, cyano, oxo, or (C₁-C₆)alkyloxycarbonyl, said (C₁-C₄)alkyl substituent optionally substituted with from one to nine fluorines;
R² is a partially saturated, fully saturated or fully unsaturated (C₁-C₄) straight or branched carbon chain wherein the carbons, other than the connecting carbon, may optionally be replaced with one heteroatom selected independently from oxygen, sulfur and nitrogen wherein said carbon atoms are optionally mono-, di- or tri-substituted independently with halo, said carbon is optionally mono-substituted with oxo or hydroxy, said sulfur is optionally mono- or di-substituted with oxo, said nitrogen is optionally mono- or di-substituted with oxo; or said R² is a partially saturated, fully saturated or fully unsaturated three to five membered ring optionally having one heteroatom selected independently from oxygen, sulfur and nitrogen;
R³ is Q-V wherein Q is (C₁-C₄)alkyl and V is a five or six membered partially saturated, fully saturated or fully unsaturated ring optionally having one to three heteroatoms selected independently from oxygen, sulfur and nitrogen;
wherein said V ring is optionally mono-, di-, tri- or tetra-substituted independently with halo, (C₁-C₆)alkyl, hydroxy, (C₁-C₆)alkoxy, nitro, cyano or oxo wherein said (C₁-C₆)alkyl substituent optionally has from one to nine fluorines;
R⁴ is carbonyl or carbamoyl wherein said carbonyl moiety is optionally mono-substituted with V¹ or (C₁-C₂)alkyl and said carbamoyl moiety is optionally mono- or di-substituted independently with V¹ or (C₁-C₂)alkyl, in either instance said (C₁-C₂)alkyl optionally mono-substituted with V¹ or said (C₁-C₂)alkyl optionally having one to five fluorines;
wherein V¹ is a partially saturated, fully saturated or fully unsaturated three to six membered ring optionally having one to two heteroatoms selected independently from oxygen, sulfur and nitrogen;
wherein said V¹ substituent is optionally mono-, di- or tri-substituted independently with halo, nitro or (C₁-C₂)alkyl, said (C₁-C₂)alkyl substituent optionally having from one to five fluorines;

R⁶ and R⁷ are each independently hydrogen, halo, T, (C₁-C₆)alkoxy or (C₁-C₆)alkyl, said (C₁-C₆)alkoxy or (C₁-C₆)alkyl substituent optionally having from one to nine fluorines or said (C₁-C₆)alkoxy or (C₁-C₆)alkyl substituent optionally mono-substituted with T;

wherein T is a partially saturated, fully saturated or fully unsaturated five to six membered ring optionally having one to two heteroatoms selected independently from oxygen, sulfur and nitrogen;

wherein said T substituent is optionally mono-, di- or tri-substituted independently with halo, (C₁-C₆)alkyl, hydroxy, (C₁-C₆)alkoxy, (C₁-C₄)alkylthio, amino, oxo, carboxy, (C₁-C₆)alkyloxycarbonyl, mono-N- or di-N,N-(C₁-C₈)alkylamino wherein said (C₁-C₆)alkyl substituent optionally has from one to nine fluorines; or

wherein R⁶ and R⁷ are taken together and form one ring that is a partially saturated or fully unsaturated five or six membered ring optionally having one to two heteroatoms independently selected from nitrogen, sulfur and oxygen;

R⁵ and R⁸ are H; and

pharmaceutically acceptable salts thereof.

A preferred group of compounds, designated the E Group, contains those compounds having the Formula I as shown above wherein

the C² substituent is beta;

the C⁴ nitrogen is beta;

R¹ is W-Z;

W is carbonyl, thiocarbonyl or sulfonyl;

Z is a partially saturated, fully saturated or fully unsaturated three to six membered ring optionally having one to two heteroatoms selected independently from oxygen, sulfur and nitrogen;

wherein said Z substituent is optionally mono-, di- or tri-substituted independently with halo, (C₁-C₄)alkyl, (C₁-C₄)alkoxy, (C₁-C₄)alkylthio, nitro, cyano, oxo, or (C₁-C₆)alkyloxycarbonyl, said (C₁-C₄)alkyl substituent optionally substituted with from one to nine fluorines;

R² is a partially saturated, fully saturated or fully unsaturated (C₁-C₄) straight or branched carbon chain wherein the carbons, other than the connecting carbon, may optionally be replaced with one heteroatom selected independently from oxygen, sulfur and nitrogen wherein said carbon atoms are optionally mono-, di- or tri-substituted independently with halo, said carbon is optionally mono-substituted with oxo or hydroxy, said sulfur is optionally mono- or di-substituted with oxo, said nitrogen is optionally mono- or di-substituted with oxo; or said R² is a partially saturated, fully saturated or fully unsaturated three to five membered ring optionally having one heteroatom selected independently from oxygen, sulfur and nitrogen;

R³ is Q-V wherein Q is (C₁-C₄)alkyl and V is a five or six membered partially saturated, fully saturated or fully unsaturated ring optionally having one to three heteroatoms selected independently from oxygen, sulfur and nitrogen;

wherein said V ring is optionally mono-, di-, tri- or tetra-substituted independently with halo, (C₁-C₆)alkyl, hydroxy, (C₁-C₆)alkoxy, nitro, cyano or oxo wherein said (C₁-C₆)alkyl substituent optionally has from one to nine fluorines;

R⁴ is carbonyl or carbamoyl wherein said carbonyl moiety is optionally mono-substituted with V¹ or (C₁-C₂)alkyl

and said carbamoyl moiety is optionally mono- or di-substituted independently with V¹ or (C₁-C₂)alkyl, in either instance said (C₁-C₂)alkyl optionally mono-substituted with V¹ or said (C₁-C₂)alkyl optionally having one to five fluorines;

wherein V¹ is a partially saturated, fully saturated or fully unsaturated three to six membered ring optionally having one to two heteroatoms selected independently from oxygen, sulfur and nitrogen;

wherein said V¹ substituent is optionally mono-, di- or tri-substituted independently with halo, (C₁-C₂)alkyl or nitro, said (C₁-C₂)alkyl substituent optionally having from one to five fluorines;

R⁶ and R⁷ are each independently hydrogen, halo, T, (C₁-C₆)alkoxy or (C₁-C₆)alkyl, said (C₁-C₆)alkoxy or (C₁-C₆)alkyl substituent optionally having from one to nine fluorines or said (C₁-C₆)alkoxy or (C₁-C₆)alkyl substituent optionally mono-substituted with T;

wherein T is a partially saturated, fully saturated or fully unsaturated five to six membered ring optionally having one to two heteroatoms selected independently from oxygen, sulfur and nitrogen;

wherein said T substituent is optionally mono-, di- or tri-substituted independently with halo, (C₁-C₆)alkyl, hydroxy, (C₁-C₆)alkoxy, (C₁-C₄)alkylthio, amino, oxo, carboxy, (C₁-C₆)alkyloxycarbonyl, mono-N- or di-N,N-(C₁-C₆)alkylamino wherein said (C₁-C₆)alkyl substituent optionally has from one to nine fluorines; or

wherein R⁶ and R⁷ are taken together and form one ring that is a partially saturated or fully unsaturated five or six membered ring optionally having one to two heteroatoms independently selected from nitrogen, sulfur and oxygen;

R⁵ and R⁸ are H; and

pharmaceutically acceptable salts thereof.

A preferred group of compounds, designated the F Group, contains those compounds having the Formula I as shown above wherein

the C² substituent is beta;

the C⁴ nitrogen is beta;

R¹ is Y;

wherein Y is (C₁-C₈)alkyl, said (C₁-C₈)alkyl optionally having from one to nine fluorines or said (C₁-C₈)alkyl optionally mono-substituted with Z;

wherein Z is a partially saturated, fully saturated or fully unsaturated three to six membered ring optionally having one to two heteroatoms selected independently from oxygen, sulfur and nitrogen;

wherein said Z substituent is optionally mono-, di- or tri-substituted independently with halo, (C₁-C₄)alkyl, (C₁-C₄)alkoxy, (C₁-C₄)alkylthio, nitro, cyano, oxo, or (C₁-C₆)alkyloxycarbonyl, said (C₁-C₄)alkyl substituent optionally substituted with from one to nine fluorines;

R² is a partially saturated, fully saturated or fully unsaturated (C₁-C₄) straight or branched carbon chain wherein the carbons, other than the connecting carbon, may optionally be replaced with one heteroatom selected independently from oxygen, sulfur and nitrogen wherein said carbon atoms are optionally mono-, di- or tri-substituted independently with halo, said carbon is optionally mono-substituted with oxo or hydroxy, said sulfur is optionally mono- or di-substituted with oxo, said nitrogen is optionally mono- or di-substituted with oxo; or

13

said R² is a partially saturated, fully saturated or fully unsaturated three to five membered ring optionally having one heteroatom selected independently from oxygen, sulfur and nitrogen;

R³ is Q-V wherein Q is (C₁-C₄)alkyl and V is a five or six membered partially saturated, fully saturated or fully unsaturated ring optionally having one to three heteroatoms selected independently from oxygen, sulfur and nitrogen;

wherein said V ring is optionally mono-, di-, tri- or tetra-substituted independently with halo, (C₁-C₆)alkyl, hydroxy, (C₁-C₆)alkoxy, nitro, cyano or oxo wherein said (C₁-C₆)alkyl substituent optionally has from one to nine fluorines;

R⁴ is carbonyl or carbamoyl wherein said carbonyl moiety is optionally mono-substituted with V¹ or (C₁-C₂)alkyl and said carbamoyl moiety is optionally mono- or di-substituted independently with V¹ or (C₁-C₂)alkyl, in either instance said (C₁-C₂)alkyl optionally mono-substituted with V¹ or said (C₁-C₂)alkyl optionally having one to five fluorines;

wherein V¹ is a partially saturated, fully saturated or fully unsaturated three to six membered ring optionally having one to two heteroatoms selected independently from oxygen, sulfur and nitrogen;

wherein said V¹ substituent is optionally mono-, di- or tri-substituted independently with halo, (C₁-C₂)alkyl or nitro, said (C₁-C₂)alkyl substituent optionally having from one to five fluorines;

R⁶ and R⁷ are each independently hydrogen, halo, T, (C₁-C₆)alkoxy or (C₁-C₆)alkyl, said (C₁-C₆)alkoxy or (C₁-C₆)alkyl substituent optionally having from one to nine fluorines or said (C₁-C₆)alkoxy or (C₁-C₆)alkyl substituent optionally mono-substituted with T;

wherein T is a partially saturated, fully saturated or fully unsaturated five to six membered ring optionally having one to two heteroatoms selected independently from oxygen, sulfur and nitrogen;

wherein said T substituent is optionally mono-, di- or tri-substituted independently with halo, (C₁-C₆)alkyl, hydroxy, (C₁-C₆)alkoxy, (C₁-C₄)alkylthio, amino, oxo, carboxy, (C₁-C₆)alkyloxycarbonyl, mono-N- or di-N,N-(C₁-C₆)alkylamino wherein said (C₁-C₆)alkyl substituent optionally has from one to nine fluorines; or

wherein R⁶ and R⁷ are taken together and form one ring that is a partially saturated or fully unsaturated five or six membered ring optionally having one to two heteroatoms independently selected from nitrogen, sulfur and oxygen;

R⁵ and R⁸ are H; and

pharmaceutically acceptable salts thereof.

A preferred group of compounds, designated the G Group, contains those compounds having the Formula I as shown above wherein

the C² substituent is beta;

the C⁴ nitrogen is beta;

R¹ is Z;

wherein Z is a partially saturated, fully saturated or fully unsaturated three to six membered ring optionally having one to two heteroatoms selected independently from oxygen, sulfur and nitrogen;

wherein said Z substituent is optionally mono-, di- or tri-substituted independently with halo, (C₁-C₄)alkyl, (C₁-C₄)alkoxy, (C₁-C₄)alkylthio, nitro, cyano, oxo, or (C₁-C₆)alkyloxycarbonyl, said

14

(C₁-C₄)alkyl substituent optionally substituted with from one to nine fluorines;

R² is a partially saturated, fully saturated or fully unsaturated (C₁-C₄) straight or branched carbon chain wherein the carbons, other than the connecting carbon, may optionally be replaced with one heteroatom selected independently from oxygen, sulfur and nitrogen wherein said carbon atoms are optionally mono-, di- or tri-substituted independently with halo, said carbon is optionally mono-substituted with oxo or hydroxy, said sulfur is optionally mono- or di-substituted with oxo, said nitrogen is optionally mono- or di-substituted with oxo; or said R² is a partially saturated, fully saturated or fully unsaturated three to five membered ring optionally having one heteroatom selected independently from oxygen, sulfur and nitrogen;

R³ is Q-V wherein Q is (C₁-C₄)alkyl and V is a five or six membered partially saturated, fully saturated or fully unsaturated ring optionally having one to three heteroatoms selected independently from oxygen, sulfur and nitrogen;

wherein said V ring is optionally mono-, di-, tri- or tetra-substituted independently with halo, (C₁-C₆)alkyl, hydroxy, (C₁-C₆)alkoxy, nitro, cyano or oxo wherein said (C₁-C₆)alkyl substituent is optionally mono-, di- or tri-substituted independently with (C₁-C₆)alkoxy or (C₁-C₄)alkylthio or said (C₁-C₆)alkyl optionally having from one to nine fluorines;

R⁴ is carbonyl or carbamoyl wherein said carbonyl moiety is optionally mono-substituted with V¹ or (C₁-C₂)alkyl and said carbamoyl moiety is optionally mono- or di-substituted independently with V¹ or (C₁-C₂)alkyl, in either instance said (C₁-C₂)alkyl optionally mono-substituted with V¹ or said (C₁-C₂)alkyl optionally having one to five fluorines;

wherein V¹ is a partially saturated, fully saturated or fully unsaturated three to six membered ring optionally having one to two heteroatoms selected independently from oxygen, sulfur and nitrogen;

wherein said V¹ substituent is optionally mono-, di- or tri-substituted independently with halo, (C₁-C₂)alkyl or nitro, said (C₁-C₂)alkyl optionally having from one to five fluorines;

R⁶ and R⁷ are each independently hydrogen, halo, T, (C₁-C₆)alkoxy or (C₁-C₆)alkyl, said (C₁-C₆)alkoxy or (C₁-C₆)alkyl substituent optionally having from one to nine fluorines or said (C₁-C₆)alkoxy or (C₁-C₆)alkyl substituent optionally mono-substituted with T;

wherein T is a partially saturated, fully saturated or fully unsaturated five to six membered ring optionally having one to two heteroatoms selected independently from oxygen, sulfur and nitrogen;

wherein said T substituent is optionally mono-, di- or tri-substituted independently with halo, (C₁-C₆)alkyl, hydroxy, (C₁-C₆)alkoxy, (C₁-C₄)alkylthio, amino, oxo, carboxy, (C₁-C₆)alkyloxycarbonyl, mono-N- or di-N,N-(C₁-C₆)alkylamino wherein said (C₁-C₆)alkyl substituent optionally has from one to nine fluorines; or

wherein R⁶ and R⁷ are taken together and form one ring that is a partially saturated or fully unsaturated five or six membered ring optionally having one to two heteroatoms independently selected from nitrogen, sulfur and oxygen;

R⁵ and R⁸ are H; and pharmaceutically acceptable salts thereof.

A preferred group of compounds, designated the H Group, contains those compounds having the Formula I as shown above wherein

W is carbonyl;

X is O-Y, wherein Y is (C₁-C₅)alkyl, wherein said (C₁-C₅)alkyl substituent is optionally substituted with from one to nine fluorines;

R² is (C₁-C₄)alkyl or (C₃-C₅)cycloalkyl;

R³ is hydrogen;

R⁴ is (C₁-C₄)alkyleneV¹;

wherein V¹ is a partially saturated, fully saturated or fully unsaturated three to six membered ring optionally having one to two heteroatoms selected independently from oxygen, sulfur and nitrogen;

wherein said V¹ substituent is optionally mono-, di- or tri-substituted independently with halo, nitro or (C₁-C₂)alkyl, said (C₁-C₂)alkyl optionally having from one to five fluorines;

R⁶ and R⁷ are each independently hydrogen, halo, T, (C₁-C₆)alkoxy or (C₁-C₆)alkyl, said (C₁-C₆)alkoxy or (C₁-C₆)alkyl substituent optionally having from one to nine fluorines or said (C₁-C₆)alkoxy or (C₁-C₆)alkyl substituent optionally mono-substituted with T; wherein T is a partially saturated, fully saturated or fully unsaturated five to six membered ring optionally having one to two heteroatoms selected independently from oxygen, sulfur and nitrogen;

wherein said T substituent is optionally mono-, di- or tri-substituted independently with halo, (C₁-C₆)alkyl, hydroxy, (C₁-C₆)alkoxy, (C₁-C₄)alkylthio, amino, oxo, carboxy, (C₁-C₆)alkyloxy, carbonyl, mono-N- or di-N,N-(C₁-C₆)alkylamino wherein said (C₁-C₆)alkyl substituent optionally has from one to nine fluorines; or

wherein R⁸ and R⁷ are taken together and form one ring that is a partially saturated or fully unsaturated five or six membered ring optionally having one to two heteroatoms independently selected from nitrogen, sulfur and oxygen;

wherein said ring formed by R⁶ and R⁷ is optionally mono- or di-substituted independently with halo, (C₁-C₆)alkyl, hydroxy, (C₁-C₆)alkoxy or oxo, wherein said (C₁-C₆)alkyl substituent optionally has from one to nine fluorines;

R⁵ and R⁸ are H;

and pharmaceutically acceptable salts thereof.

A group of compounds which is preferred among the H Group of compounds, designated the I Group, contains those compounds wherein

X is O-Y, wherein Y is (C₁-C₃)alkyl, wherein said (C₁-C₃)alkyl substituent optionally has from one to seven fluorines;

R² is (C₁-C₃)alkyl or (C₃-C₅)cycloalkyl;

R⁴ is methyleneV¹;

wherein V¹ is a fully unsaturated six membered ring optionally having one or two nitrogens;

wherein said V¹ substituent is optionally mono-, di- or tri-substituted independently with halo, nitro or (C₁-C₂)alkyl, said (C₁-C₂)alkyl optionally having from one to five fluorines;

R⁶ and R⁷ are each independently hydrogen, halo, (C₁-C₃)alkoxy or (C₁-C₃)alkyl, said (C₁-C₃)alkoxy or (C₁-C₃)alkyl substituents optionally having from one to seven fluorines; or

wherein R⁶ and R⁷ are taken together and form one ring that is a partially saturated or fully unsaturated five or six membered ring optionally having one to two heteroatoms independently selected from nitrogen, sulfur and oxygen;

R⁵ and R⁸ are H; and

and pharmaceutically acceptable salts thereof.

Other especially preferred compounds of Formula I are the compounds:

[2R,4S]4-(3,5-bis-trifluoromethyl-benzylamino)-2-methyl-6-trifluoromethyl-3,4-dihydro-2H-quinoline-1-carboxylic acid ethyl ester;

[2R,4S]4-(3,5-bis-trifluoromethyl-benzylamino)-2-methyl-6-trifluoromethyl-3,4-dihydro-2H-quinoline-1-carboxylic acid propyl ester;

[2R,4S]4-(3,5-bis-trifluoromethyl-benzylamino)-2-methyl-6-trifluoromethyl-3,4-dihydro-2H-quinoline-1-carboxylic acid isopropyl ester;

[2R,4S]4-(3,5-bis-trifluoromethyl-benzylamino)-2-ethyl-6-trifluoromethyl-3,4-dihydro-2H-quinoline-1-carboxylic acid ethyl ester;

[2R,4S]4-(3,5-bis-trifluoromethyl-benzylamino)-2-ethyl-6-trifluoromethyl-3,4-dihydro-2H-quinoline-1-carboxylic acid propyl ester;

[2R,4S]4-(3,5-bis-trifluoromethyl-benzylamino)-2-ethyl-6-trifluoromethyl-3,4-dihydro-2H-quinoline-1-carboxylic acid isopropyl ester;

[2S,4S]4-(3,5-bis-trifluoromethyl-benzylamino)-2-cyclopropyl-6-trifluoromethyl-3,4-dihydro-2H-quinoline-1-carboxylic acid ethyl ester;

[2S,4S]4-(3,5-bis-trifluoromethyl-benzylamino)-2-cyclopropyl-6-trifluoromethyl-3,4-dihydro-2H-quinoline-1-carboxylic acid propyl ester;

[2S,4S]4-(3,5-bis-trifluoromethyl-benzylamino)-2-cyclopropyl-6-trifluoromethyl-3,4-dihydro-2H-quinoline-1-carboxylic acid isopropyl ester;

and pharmaceutically acceptable salts of said compounds.

Also claimed are the compounds:

[2R,4S]4-amino-2-methyl-6-trifluoromethyl-3,4-dihydro-2H-quinoline-1-carboxylic acid ethyl ester;

[2R,4S]4-amino-2-methyl-6-trifluoromethyl-3,4-dihydro-2H-quinoline-1-carboxylic acid propyl ester;

[2R,4S]4-amino-2-methyl-6-trifluoromethyl-3,4-dihydro-2H-quinoline-1-carboxylic acid isopropyl ester;

[2R,4S]4-amino-2-ethyl-6-trifluoromethyl-3,4-dihydro-2H-quinoline-1-carboxylic acid ethyl ester;

[2R,4S]4-amino-2-ethyl-6-trifluoromethyl-3,4-dihydro-2H-quinoline-1-carboxylic acid propyl ester;

[2R,4S]4-amino-2-ethyl-6-trifluoromethyl-3,4-dihydro-2H-quinoline-1-carboxylic acid isopropyl ester;

[2S,4S]4-amino-2-cyclopropyl-6-trifluoromethyl-3,4-dihydro-2H-quinoline-1-carboxylic acid ethyl ester;

[2S,4S]4-amino-2-cyclopropyl-6-trifluoromethyl-3,4-dihydro-2H-quinoline-1-carboxylic acid propyl ester;

[2S,4S]4-amino-2-cyclopropyl-6-trifluoromethyl-3,4-dihydro-2H-quinoline-1-carboxylic acid isopropyl ester; and pharmaceutically acceptable salts of said compounds.

Yet another aspect of this invention is directed to methods for treating atherosclerosis, peripheral vascular disease, dyslipidemia, hyperbetalipoproteinemia, hypoalphalipoproteinemia, hypercholesterolemia, hypertriglyceridemia, familial-hypercholesterolemia, cardiovascular disorders, angina, ischemia, cardiac ischemia, stroke, myocardial infarction, reperfusion injury, angioplastic stenosis, hypertension, vascular complications of diabetes, obesity or endotoxemia in a mammal (including a human being either male or female) by administering to a

mammal in need of such treatment an atherosclerosis, peripheral vascular disease, dyslipidemia, hyperbetalipoproteinemia, hypoalphalipoproteinemia, hypercholesterolemia, hypertriglyceridemia, familial-hypercholesterolemia, cardiovascular disorders, angina, ischemia, cardiac ischemia, stroke, myocardial infarction, reperfusion injury, angioplastic restenosis, hypertension, vascular complications of diabetes, obesity or endotoxemia treating amount of a Formula I compound, a prodrug thereof, or a pharmaceutically acceptable salt of said compound or of said prodrug.

Yet another aspect of this invention is directed to a method for treating atherosclerosis in a mammal (including a human being) by administering to a mammal in need of such treatment an atherosclerotic treating amount of a Formula I compound, a prodrug thereof, or a pharmaceutically acceptable salt of said compound or of said prodrug.

Yet another aspect of this invention is directed to a method for treating peripheral vascular disease in a mammal (including a human being) by administering to a mammal in need of such treatment a peripheral vascular disease treating amount of a Formula I compound, a prodrug thereof, or a pharmaceutically acceptable salt of said compound or of said prodrug.

Yet another aspect of this invention is directed to a method for treating dyslipidemia in a mammal (including a human being) by administering to a mammal in need of such treatment a dyslipidemia treating amount of a Formula I compound, a prodrug thereof, or a pharmaceutically acceptable salt of said compound or of said prodrug.

Yet another aspect of this invention is directed to a method for treating hyperbetalipoproteinemia in a mammal (including a human being) by administering to a mammal in need of such treatment a hyperbetalipoproteinemia treating amount of a Formula I compound, a prodrug thereof, or a pharmaceutically acceptable salt of said compound or of said prodrug.

Yet another aspect of this invention is directed to a method for treating hypoalphalipoproteinemia in a mammal (including a human being) by administering to a mammal in need of such treatment a hypoalphalipoproteinemia treating amount of a Formula I compound, a prodrug thereof, or a pharmaceutically acceptable salt of said compound or of said prodrug.

Yet another aspect of this invention is directed to a method for treating hypercholesterolemia in a mammal (including a human being) by administering to a mammal in need of such treatment a hypercholesterolemia treating amount of a Formula I compound, a prodrug thereof, or a pharmaceutically acceptable salt of said compound or of said prodrug.

Yet another aspect of this invention is directed to a method for treating hypertriglyceridemia in a mammal (including a human being) by administering to a mammal in need of such treatment a hypertriglyceridemia treating amount of a Formula I compound, a prodrug thereof, or a pharmaceutically acceptable salt of said compound or of said prodrug.

Yet another aspect of this invention is directed to a method for treating familial-hypercholesterolemia in a mammal (including a human being) by administering to a mammal in need of such treatment a familial-hypercholesterolemia treating amount of a Formula I compound, a prodrug thereof, or a pharmaceutically acceptable salt of said compound or of said prodrug.

Yet another aspect of this invention is directed to a method for treating cardiovascular disorders in a mammal (including a human being) by administering to a mammal in need of such treatment a cardiovascular disorder treating amount of

a Formula I compound, a prodrug thereof, or a pharmaceutically acceptable salt of said compound or of said prodrug.

Yet another aspect of this invention is directed to a method for treating angina in a mammal (including a human being) by administering to a mammal in need of such treatment an angina treating amount of a Formula I compound, a prodrug thereof, or a pharmaceutically acceptable salt of said compound or of said prodrug.

Yet another aspect of this invention is directed to a method for treating ischemia in a mammal (including a human being) by administering to a mammal in need of such treatment an ischemic disease treating amount of a Formula I compound, a prodrug thereof, or a pharmaceutically acceptable salt of said compound or of said prodrug.

Yet another aspect of this invention is directed to a method for treating cardiac ischemia in a mammal (including a human being) by administering to a mammal in need of such treatment a cardiac ischemic treating amount of a Formula I compound, a prodrug thereof, or a pharmaceutically acceptable salt of said compound or of said prodrug.

Yet another aspect of this invention is directed to a method for treating stroke in a mammal (including a human being) by administering to a mammal in need of such treatment a stroke treating amount of a Formula I compound, a prodrug thereof, or a pharmaceutically acceptable salt of said compound or of said prodrug.

Yet another aspect of this invention is directed to a method for treating a myocardial infarction in a mammal (including a human being) by administering to a mammal in need of such treatment a myocardial infarction treating amount of a Formula I compound, a prodrug thereof, or a pharmaceutically acceptable salt of said compound or of said prodrug.

Yet another aspect of this invention is directed to a method for treating reperfusion injury in a mammal (including a human being) by administering to a mammal in need of such treatment a reperfusion injury treating amount of a Formula I compound, a prodrug thereof, or a pharmaceutically acceptable salt of said compound or of said prodrug.

Yet another aspect of this invention is directed to a method for treating angioplastic restenosis in a mammal (including a human being) by administering to a mammal in need of such treatment an angioplastic restenosis treating amount of a Formula I compound, a prodrug thereof, or a pharmaceutically acceptable salt of said compound or of said prodrug.

Yet another aspect of this invention is directed to a method for treating hypertension in a mammal (including a human being) by administering to a mammal in need of such treatment a hypertension treating amount of a Formula I compound, a prodrug thereof, or a pharmaceutically acceptable salt of said compound or of said prodrug.

Yet another aspect of this invention is directed to a method for treating the vascular complications of diabetes in a mammal (including a human being) by administering to a mammal in need of such treatment a vascular complications of diabetes treating amount of a Formula I compound, a prodrug thereof, or a pharmaceutically acceptable salt of said compound or of said prodrug.

Yet another aspect of this invention is directed to a method for treating obesity in a mammal (including a human being) by administering to a mammal in need of such treatment an obesity treating amount of a Formula I compound, a prodrug thereof, or a pharmaceutically acceptable salt of said compound or of said prodrug.

Yet another aspect of this invention is directed to a method for treating endotoxemia in a mammal (including a human being) by administering to a mammal in need of such treatment an endotoxemia treating amount of a Formula I

compound, a prodrug thereof, or a pharmaceutically acceptable salt of said compound or of said prodrug.

A preferred dosage is about 0.001 to 100 mg/kg/day of a Formula I compound, a prodrug thereof, or a pharmaceutically acceptable salt of said compound or of said prodrug. An especially preferred dosage is about 0.01 to 10 mg/kg/day of a Formula I compound, a prodrug thereof, or a pharmaceutically acceptable salt of said compound or of said prodrug.

This invention is also directed to pharmaceutical compositions which comprise a therapeutically effective amount of a compound of Formula I, a prodrug thereof, or a pharmaceutically acceptable salt of said compound or of said prodrug and a pharmaceutically acceptable carrier.

This invention is also directed to pharmaceutical compositions for the treatment of atherosclerosis, peripheral vascular disease, dyslipidemia, hyperbetalipoproteinemia, hypoalphalipoproteinemia, hypercholesterolemia, hypertriglyceridemia, familial-hypercholesterolemia, cardiovascular disorders, angina, ischemia, cardiac ischemia, stroke, myocardial infarction, reperfusion injury, angioplastic restenosis, hypertension, vascular complications of diabetes, obesity or endotoxemia in a mammal (including a human being) which comprise a therapeutically effective amount of a compound of Formula I, a prodrug thereof, or a pharmaceutically acceptable salt of said compound or of said prodrug and a pharmaceutically acceptable carrier.

This invention is also directed to pharmaceutical compositions for the treatment of atherosclerosis in a mammal (including a human being) which comprise an atherosclerosis treating amount of a compound of Formula I, a prodrug thereof, or a pharmaceutically acceptable salt of said compound or of said prodrug and a pharmaceutically acceptable carrier.

This invention is also directed to pharmaceutical compositions for the treatment of peripheral vascular disease in a mammal (including a human being) which comprise a peripheral vascular disease treating amount of a compound of Formula I, a prodrug thereof, or a pharmaceutically acceptable salt of said compound or of said prodrug and a pharmaceutically acceptable carrier.

This invention is also directed to pharmaceutical compositions for the treatment of dyslipidemia in a mammal (including a human being) which comprise a dyslipidemia treating amount of a compound of Formula I, a prodrug thereof, or a pharmaceutically acceptable salt of said compound or of said prodrug and a pharmaceutically acceptable carrier.

This invention is also directed to pharmaceutical compositions for the treatment of hyperbetalipoproteinemia in a mammal (including a human being) which comprise a hyperbetalipoproteinemia treating amount of a compound of Formula I, a prodrug thereof, or a pharmaceutically acceptable salt of said compound or of said prodrug and a pharmaceutically acceptable carrier.

This invention is also directed to pharmaceutical compositions for the treatment of hypoalphalipoproteinemia in a mammal (including a human being) which comprise a hypoalphalipoproteinemia treating amount of a compound of Formula I, a prodrug thereof, or a pharmaceutically acceptable salt of said compound or of said prodrug and a pharmaceutically acceptable carrier.

This invention is also directed to pharmaceutical compositions for the treatment of hypercholesterolemia in a mammal (including a human being) which comprise a hypercholesterolemia treating amount of a compound of Formula I, a prodrug thereof, or a pharmaceutically acceptable salt of

said compound or of said prodrug and a pharmaceutically acceptable carrier.

This invention is also directed to pharmaceutical compositions for the treatment of hypertriglyceridemia in a mammal (including a human being) which comprise a hypertriglyceridemia treating amount of a compound of Formula I, a prodrug thereof, or a pharmaceutically acceptable salt of said compound or of said prodrug and a pharmaceutically acceptable carrier.

This invention is also directed to pharmaceutical compositions for the treatment of familial-hypercholesterolemia in a mammal (including a human being) which comprise a familial-hypercholesterolemia treating amount of a compound of Formula I, a prodrug thereof, or a pharmaceutically acceptable salt of said compound or of said prodrug and a pharmaceutically acceptable carrier.

This invention is also directed to pharmaceutical compositions for the treatment of angina in a mammal (including a human being) which comprise an angina treating amount of a compound of Formula I, a prodrug thereof, or a pharmaceutically acceptable salt of said compound or of said prodrug and a pharmaceutically acceptable carrier.

This invention is also directed to pharmaceutical compositions for the treatment of ischemia in a mammal (including a human being) which comprise an ischemic treating amount of a compound of Formula I, a prodrug thereof, or a pharmaceutically acceptable salt of said compound or of said prodrug and a pharmaceutically acceptable carrier.

This invention is also directed to pharmaceutical compositions for the treatment of cardiac ischemia in a mammal (including a human being) which comprise a cardiac ischemic treating amount of a compound of Formula I, a prodrug thereof, or a pharmaceutically acceptable salt of said compound or of said prodrug and a pharmaceutically acceptable carrier.

This invention is also directed to pharmaceutical compositions for the treatment of stroke in a mammal (including a human being) which comprise a stroke treating amount of a compound of Formula I, a prodrug thereof, or a pharmaceutically acceptable salt of said compound or of said prodrug and a pharmaceutically acceptable carrier.

This invention is also directed to pharmaceutical compositions for the treatment of a myocardial infarction in a mammal (including a human being) which comprise a myocardial infarction treating amount of a compound of Formula I, a prodrug thereof, or a pharmaceutically acceptable salt of said compound or of said prodrug and a pharmaceutically acceptable carrier.

This invention is also directed to pharmaceutical compositions for the treatment of reperfusion injury in a mammal (including a human being) which comprise a reperfusion injury treating amount of a compound of Formula I, a prodrug thereof, or a pharmaceutically acceptable salt of said compound or of said prodrug and a pharmaceutically acceptable carrier.

This invention is also directed to pharmaceutical compositions for the treatment of angioplastic restenosis in a mammal (including a human being) which comprise an angioplastic restenosis treating amount of a compound of Formula I, a prodrug thereof, or a pharmaceutically acceptable salt of said compound or of said prodrug and a pharmaceutically acceptable carrier.

This invention is also directed to pharmaceutical compositions for the treatment of hypertension in a mammal (including a human being) which comprise a hypertension treating amount of a compound of Formula I, a prodrug thereof, or a pharmaceutically acceptable salt of said compound or of said prodrug and a pharmaceutically acceptable carrier.

This invention is also directed to pharmaceutical compositions for the treatment of the vascular complications of diabetes in a mammal (including a human being) which comprise a vascular complications of diabetes treating amount of a compound of Formula I, a prodrug thereof, or a pharmaceutically acceptable salt of said compound or of said prodrug and a pharmaceutically acceptable carrier.

This invention is also directed to pharmaceutical compositions for the treatment of obesity in a mammal (including a human being) which comprise an obesity treating amount of a compound of Formula I, a prodrug thereof, or a pharmaceutically acceptable salt of said compound or of said prodrug and a pharmaceutically acceptable carrier.

This invention is also directed to pharmaceutical compositions for the treatment of endotoxemia in a mammal (including a human being) which comprise an endotoxemia treating amount of a compound of Formula I, a prodrug thereof, or a pharmaceutically acceptable salt of said compound or of said prodrug and a pharmaceutically acceptable carrier.

This invention is also directed to a pharmaceutical combination composition comprising: a therapeutically effective amount of a composition comprising

- a first compound, said first compound being a Formula I compound, a prodrug thereof, or a pharmaceutically acceptable salt of said compound or of said prodrug;
 - a second compound, said second compound being an HMG-CoA reductase inhibitor, an microsomal triglyceride transfer protein (MTP)/Apo B secretion inhibitor, a PPAR activator, a bile acid reuptake inhibitor, a cholesterol absorption inhibitor, a cholesterol synthesis inhibitor, a fibrate, niacin, an ion-exchange resin, an antioxidant, an ACAT inhibitor or a bile acid sequestrant; and/or optionally
- a pharmaceutical carrier.

Preferred among the second compounds are an HMG-CoA reductase inhibitor and a MTP/Apo B secretion inhibitor.

A particularly preferred HMG-CoA reductase inhibitor is lovastatin, simvastatin, pravastatin, fluvastatin, atorvastatin or rivastatin.

Another aspect of this invention is a method for treating atherosclerosis in a mammal comprising administering to a mammal suffering from atherosclerosis;

- a first compound, said first compound being a Formula I compound a prodrug thereof, or a pharmaceutically acceptable salt of said compound or of said prodrug; and
- a second compound, said second compound being an HMG-CoA reductase inhibitor, an MTP/Apo B secretion inhibitor, a cholesterol absorption inhibitor, a cholesterol synthesis inhibitor, a fibrate, niacin, an ion-exchange resin, an antioxidant, an ACAT inhibitor or a bile acid sequestrant wherein the amounts of the first and second compounds result in a therapeutic effect.

A preferred aspect of the above method is wherein the second compound is an HMG-CoA reductase inhibitor or an MTP/Apo B secretion inhibitor.

A particularly preferred aspect of the above method is wherein the HMG-CoA reductase inhibitor is lovastatin, simvastatin, pravastatin, fluvastatin, atorvastatin or rivastatin.

- Yet another aspect of this invention is a kit comprising:
- a. a first compound, said first compound being a Formula I compound, a prodrug thereof, or a pharmaceutically acceptable salt of said compound or of said prodrug and a pharmaceutically acceptable carrier in a first unit dosage form;

- b. a second compound, said second compound being an HMG CoA reductase inhibitor, an MTP/Apo B secretion inhibitor, a cholesterol absorption inhibitor, a cholesterol synthesis inhibitor, a fibrate, niacin, an ion-exchange resin, an antioxidant, an ACAT inhibitor or a bile acid sequestrant and a pharmaceutically acceptable carrier in a second unit dosage form; and
- c. means for containing said first and second dosage forms wherein the amounts of the first and second compounds result in a therapeutic effect.

A preferred second compound is an HMG-CoA reductase inhibitor or an MTP/Apo B secretion inhibitor.

A particularly preferred HMG-CoA reductase inhibitor is lovastatin, simvastatin, pravastatin, fluvastatin, atorvastatin or rivastatin.

As used herein the term mammals is meant to refer to all mammals which contain CETP in their plasma, for example, rabbits and primates such as monkeys and humans. Certain other mammals e.g., dogs, cats, cattle, goats, sheep and horses do not contain CETP in their plasma and so are not included herein.

The term "treating", "treat" or "treatment" as used herein includes preventative (e.g., prophylactic) and palliative treatment.

By "pharmaceutically acceptable" is meant the carrier, diluent, excipients, and/or salt must be compatible with the other ingredients of the formulation, and not deleterious to the recipient thereof.

The expression "prodrug" refers to compounds that are drug precursors which following administration, release the drug in vivo via some chemical or physiological process (e.g., a prodrug on being brought to the physiological pH or through enzyme action is converted to the desired drug form). Exemplary prodrugs upon cleavage release the corresponding free acid, and such hydrolyzable ester-forming residues of the Formula I compounds include but are not limited to those having a carboxyl moiety wherein the free hydrogen is replaced by (C₁-C₄)alkyl, (C₂-C₇)alkanoyloxymethyl, 1-(alkanoyloxy)ethyl having from 4 to 9 carbon atoms, 1-methyl-1-(alkanoyloxy)-ethyl having from 5 to 10 carbon atoms, alkoxy-carbonyloxymethyl having from 3 to 6 carbon atoms, 1-(alkoxy-carbonyloxy)ethyl having from 4 to 7 carbon atoms, 1-methyl-1-(alkoxy-carbonyloxy)ethyl having from 5 to 8 carbon atoms, N-(alkoxy-carbonyl)aminomethyl having from 3 to 9 carbon atoms, 1-(N-(alkoxy-carbonyl)amino)ethyl having from 4 to 10 carbon atoms, 3-phthalidyl, 4-crotonolactonyl, gamma-butyrolacton-4-yl, di-N,N-(C₁-C₂)alkylamino(C₂-C₃)alkyl (such as b-dimethylaminoethyl), carbamoyl-(C₁-C₂)alkyl, N,N-di(C₁-C₂)alkyl carbamoyl-(C₁-C₂)alkyl and piperidino-, pyrrolidino- or morpholino(C₂-C₃)alkyl.

The following paragraphs describe exemplary ring(s) for the generic ring descriptions contained herein.

Exemplary five to six membered aromatic rings optionally having one or two heteroatoms selected independently from oxygen, nitrogen and sulfur include phenyl, furyl, thienyl, pyrrolyl, oxazolyl, thiazolyl, imidazolyl, pyrazolyl, isoxazolyl, isothiazolyl, pyridinyl, pyridiazinyl, pyrimidinyl and pyrazinyl.

Exemplary partially saturated, fully saturated or fully unsaturated five to eight membered rings optionally having one to four heteroatoms selected independently from oxygen, sulfur and nitrogen include cyclopentyl, cyclohexyl, cycloheptyl, cyclooctyl and phenyl. Further exemplary five membered rings include 2H-pyrrolyl, 3H-pyrrolyl, 2-pyrrolinyl, 3-pyrrolinyl, pyrrolidinyl, 1,3-dioxolanyl, oxazolyl, thiazolyl, imidazolyl, 2H-imidazolyl,

2-imidazolynyl, imidazolidinyl, pyrazolyl, 2-pyrazolynyl, pyrazolidinyl, isoxazolyl, isothiazolyl, 1,2-dithiolyl, 1,3-dithiolyl, 3H-1,2-oxathiolyl, 1,2,3-oxadiazolyl, 1,2,4-oxadiazolyl, 1,2,5-oxadiazolyl, 1,3,4-oxadiazolyl, 1,2,3-triazolyl, 1,2,4-triazolyl, 1,3,4-thiadiazolyl, 1,2,3,4-oxatriazolyl, 1,2,3,5-oxatriazolyl, 3H-1,2,3-dioxazolyl, 1,2,4-dioxazolyl, 1,3,2-dioxazolyl, 1,3,4-dioxazolyl, 5H-1,2,5-oxathiazolyl and 1,3-oxathiolyl.

Further exemplary six membered rings include 2H-pyranyl, 4H-pyranyl, pyridinyl, piperidinyl, 1,2-dioxinyl, 1,3-dioxinyl, 1,4-dioxanyl, morpholinyl, 1,4-dithianyl, thiomorpholinyl, pyridazinyl, pyrimidinyl, pyrazinyl, piperazinyl, 1,3,5-triazinyl, 1,2,4-triazinyl, 1,2,3-triazinyl, 1,3,5-trithianyl, 4H-1,2-oxazinyl, 2H-1,3-oxazinyl, 6H-1,3-oxazinyl, 6H-1,2-oxazinyl, 1,4-oxazinyl, 2H-1,2-oxazinyl, 4H-1,4-oxazinyl, 1,2,5-oxathiazinyl, 1,4-oxazinyl, o-isoxazinyl, p-isoxazinyl, 1,2,5-oxathiazinyl, 1,2,6-oxathiazinyl, 1,4,2-oxadiazinyl and 1,3,5,2-oxadiazinyl. Further exemplary seven membered rings include azepinyl, oxepinyl, and thiopinyl.

Further exemplary eight membered rings include cyclooctyl, cyclooctenyl and cyclooctadienyl.

Exemplary bicyclic rings consisting of two fused partially saturated, fully saturated or fully unsaturated five or six membered rings, taken independently, optionally having one to four heteroatoms selected independently from nitrogen, sulfur and oxygen include indolizynyl, indolyl, isoindolyl, 3H-indolyl, 1H-isoindolyl, indolinyl, cyclopenta(b)pyridinyl, pyrano(3,4-b)pyrrolyl, benzofuryl, isobenzofuryl, benzo(b)thienyl, benzo(c)thienyl, 1H-indazolyl, indoxazinyl, benzoxazolyl, benzimidazolyl, benzthiazolyl, purinyl, 4H-quinolizynyl, quinolinyl, isoquinolinyl, cinnolinyl, phthalazinyl, quinazolynyl, quinoxalinyl, 1,8-naphthyridinyl, pteridinyl, indenyl, isoindenyl, naphthyl, tetralinyl, decalinyl, 2H-1-benzopyranyl, pyrido(3,4-b)pyridinyl, pyrido(3,2-b)-pyridinyl, pyrido(4,3-b)-pyridinyl, 2H-1,3-benzoxazinyl, 2H-1,4-benzoxazinyl, 1H-2,3-benzoxazinyl, 4H-3,1-benzoxazinyl, 2H-1,2-benzoxazinyl and 4H-1,4-benzoxazinyl.

By alkylene is meant saturated hydrocarbon (straight chain or branched) wherein a hydrogen atom is removed from each of the terminal carbons. Exemplary of such groups (assuming the designated length encompasses the particular example) are methylene, ethylene, propylene, butylene, pentylene, hexylene, heptylene).

By halo is meant chloro, bromo, iodo, or fluoro.

By alkyl is meant straight chain saturated hydrocarbon or branched chain saturated hydrocarbon. Exemplary of such alkyl groups (assuming the designated length encompasses the particular example) are methyl, ethyl, propyl, isopropyl, butyl, sec-butyl, tertiary butyl, pentyl, isopentyl, neopentyl, tertiary pentyl, 1-methylbutyl, 2-methylbutyl, 3-methylbutyl, hexyl, isohexyl, heptyl and octyl.

By alkoxy is meant straight chain saturated alkyl or branched chain saturated alkyl bonded through an oxy. Exemplary of such alkoxy groups (assuming the designated length encompasses the particular example) are methoxy, ethoxy, propoxy, isopropoxy, butoxy, isobutoxy, tertiary butoxy, pentoxy, isopentoxy, neopentoxy, tertiary pentoxy, hexoxy, isohexoxy, heptoxy and octoxy.

As used herein the term mono-N- or di-N,N-(C₁-C_x)alkyl . . . refers to the (C₁-C_x)alkyl moiety taken independently when it is di-N,N-(C₁-C_x)alkyl . . . (x refers to integers).

References (e.g., claim 1) to "said carbon" in the phrase "said carbon is optionally mono-, di- or tri-substituted independently with halo, said carbon is optionally mono-

substituted with hydroxy, said carbon is optionally mono-substituted with oxo" refers to each of the carbons in the carbon chain including the connecting carbon.

References to a "nitrogen . . . di-substituted with oxo" herein (e.g., claim 1) refer to a terminal nitrogen which constitutes a nitro functionality.

It is to be understood that if a carbocyclic or heterocyclic moiety may be bonded or otherwise attached to a designated substrate through differing ring atoms without denoting a specific point of attachment, then all possible points are intended, whether through a carbon atom or, for example, a trivalent nitrogen atom. For example, the term "pyridyl" means 2-, 3-, or 4-pyridyl, the term "thienyl" means 2-, or 3-thienyl, and so forth.

The expression "pharmaceutically-acceptable salt" refers to nontoxic anionic salts containing anions such as (but not limited to) chloride, bromide, iodide, sulfate, bisulfate, phosphate, acetate, maleate, fumarate, oxalate, lactate, tartrate, citrate, gluconate, methanesulfonate and 4-toluene-sulfonate. The expression also refers to nontoxic cationic salts such as (but not limited to) sodium, potassium, calcium, magnesium, ammonium or protonated benzathine (N,N'-dibenzylethylenediamine), choline, ethanolamine, diethanolamine, ethylenediamine, meglamine (N-methylglucamine), benethamine (N-benzylphenethylamine), piperazine or tromethamine (2-amino-2-hydroxymethyl-1,3-propanediol).

As used herein, the expressions "reaction-inert solvent" and "inert solvent" refers to a solvent or a mixture thereof which does not interact with starting materials, reagents, intermediates or products in a manner which adversely affects the yield of the desired product.

The term "cis" refers to the orientation of two substituents with reference to each other and the plane of the ring (either both "up" or both "down"). Analogously, the term "trans" refers to the orientation of two substituents with reference to each other and the plane of the ring (the substituents being on opposite sides of the ring).

Alpha and Beta refer to the orientation of a substituent with reference to the plane of the ring (i.e., page). Beta is above the plane of the ring (i.e., page) and Alpha is below the plane of the ring (i.e., page).

The chemist of ordinary skill will recognize that certain compounds of this invention will contain one or more atoms which may be in a particular stereochemical or geometric configuration, giving rise to stereoisomers and configurational isomers. All such isomers and mixtures thereof are included in this invention. Hydrates and solvates of the compounds of this invention are also included.

It will be recognized that the compounds of this invention can exist in radiolabelled form, i.e., said compounds may contain one or more atoms containing an atomic mass or mass number different from the atomic mass or mass number usually found in nature. Radioisotopes of hydrogen, carbon, phosphorous, fluorine and chlorine include ³H, ¹⁴C, ³²P, ³⁵S, ¹⁸F and ³⁶Cl, respectively. Compounds of this invention, a prodrug thereof, or a pharmaceutically acceptable salt of said compound or of said prodrug which contain those radioisotopes and/or other radioisotopes of other atoms are within the scope of this invention. Tritiated, i.e., ³H, and carbon-14, i.e., ¹⁴C, radioisotopes are particularly preferred for their ease of preparation and detectability. Radiolabelled compounds of Formula I of this invention and prodrugs thereof can generally be prepared by methods well known to those skilled in the art. Conveniently, such radiolabelled compounds can be prepared by carrying out the procedures disclosed in the Schemes and/or in the Examples and Preparations below by substituting a readily available radiolabelled reagent for a non-radiolabelled reagent.

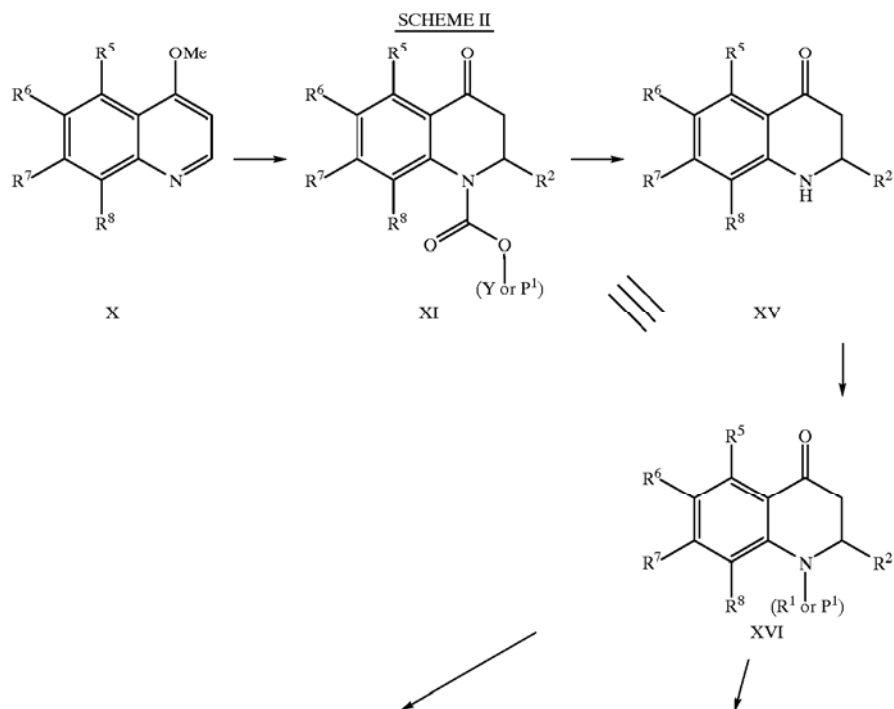
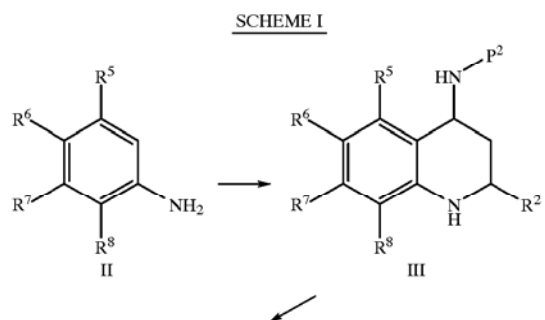
25

DTT means dithiothreitol. DMSO means dimethyl sulfoxide. EDTA means ethylenediamine tetraacetic acid.

Other features and advantages of this invention will be apparent from this specification and the appendant claims which describe the invention.

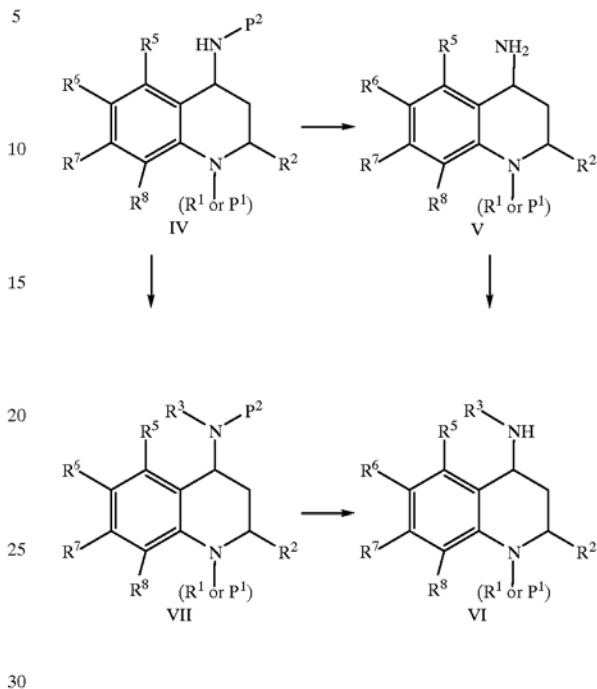
DETAILED DESCRIPTION OF THE INVENTION

In general the compounds of this invention can be made by processes which include processes analogous to those known in the chemical arts, particularly in light of the description contained herein. Certain processes for the manufacture of the compounds of this invention are provided as further features of the invention and are illustrated by the following reaction schemes. Other processes may be described in the experimental section.



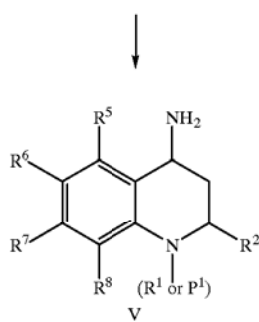
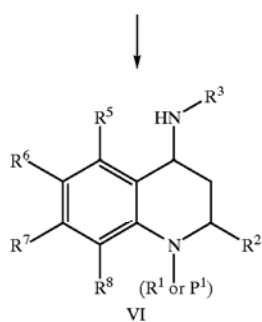
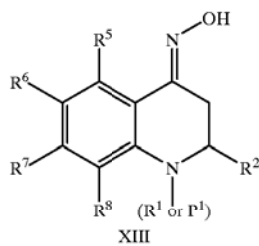
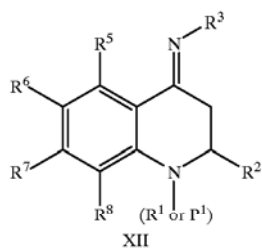
26

-continued



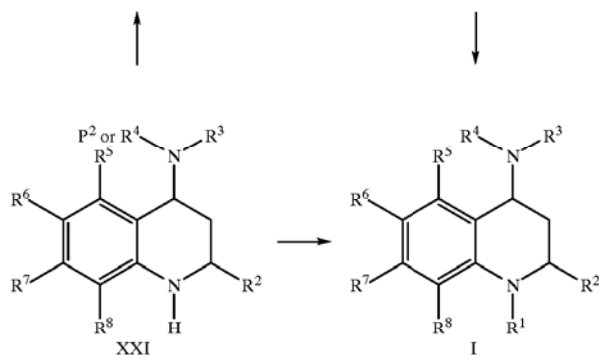
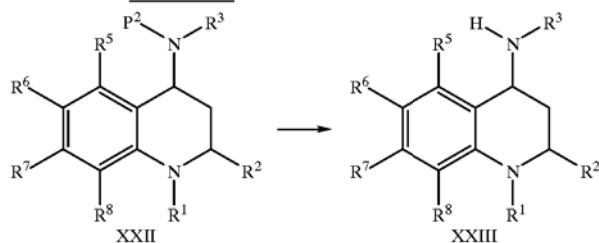
27

-continued

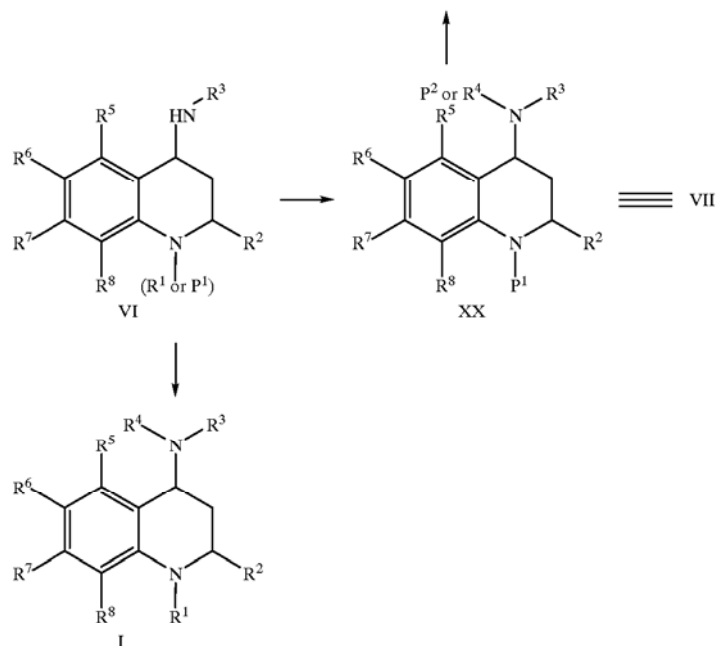


25

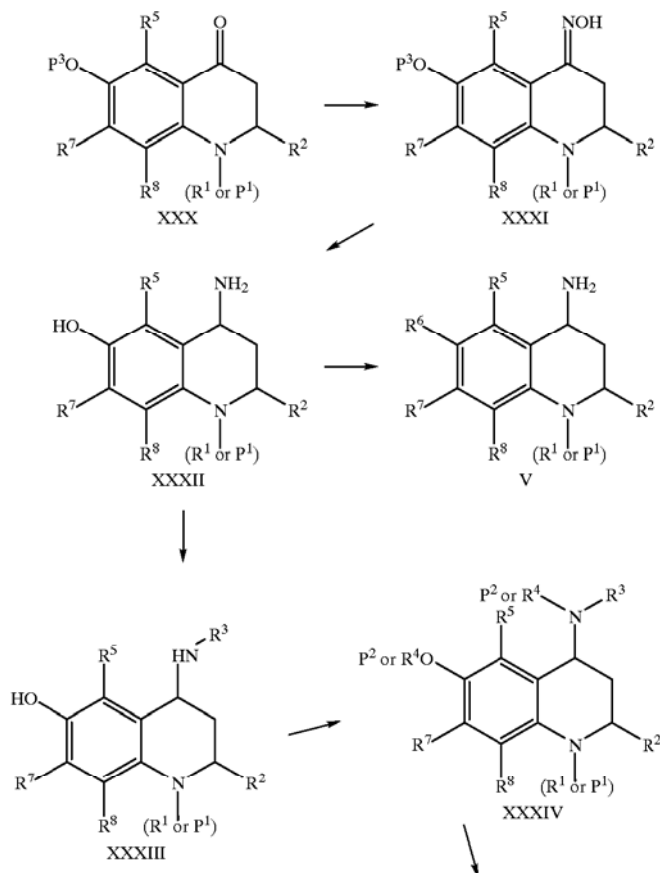
SCHEME III



-continued

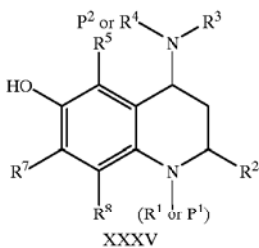
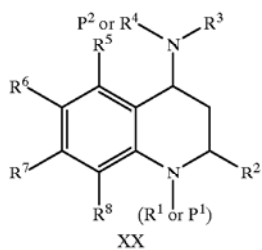


SCHEME IV

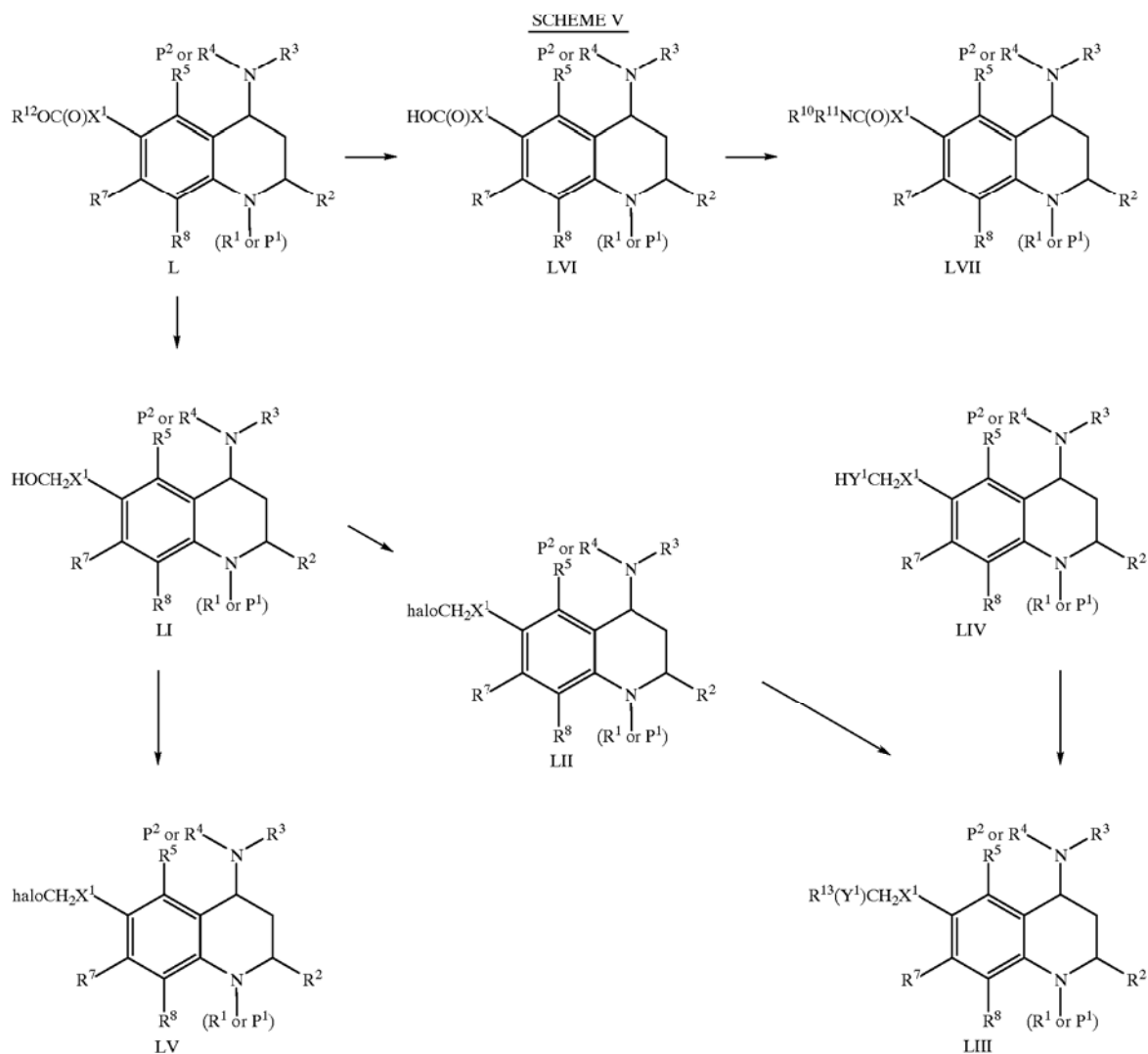


31

-continued

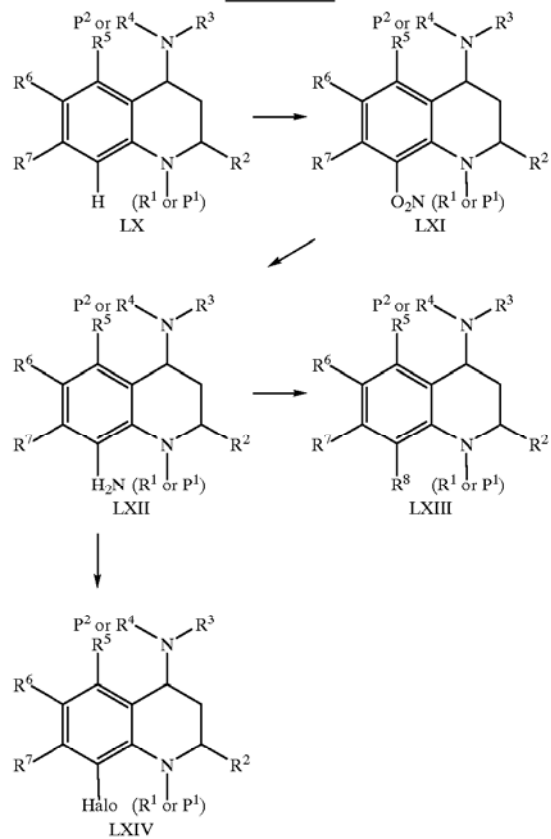


32



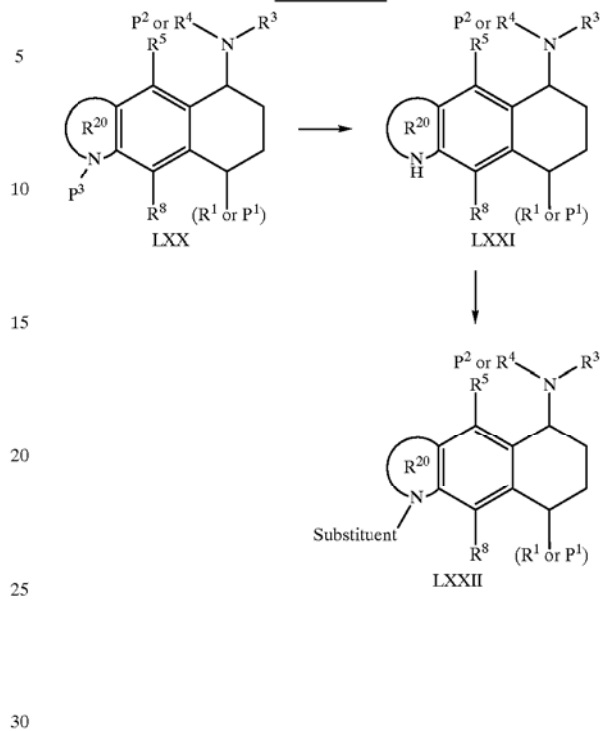
33

SCHEME VI

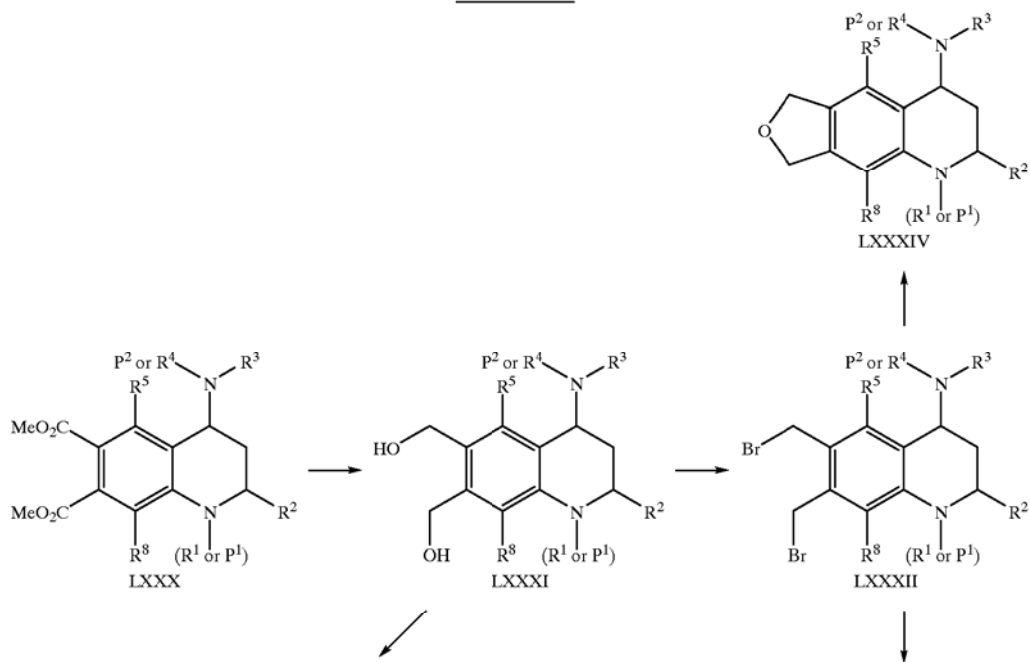


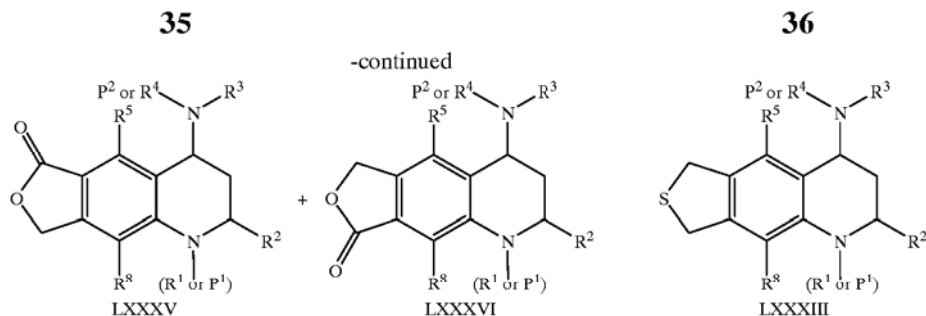
34

SCHEME VII



SCHEME VIII





As an initial note, in the preparation of the Formula I compounds it is noted that some of the preparation methods useful for the preparation of the compounds described herein may require protection of remote functionality (e.g., primary amine, secondary amine, carboxyl in Formula I precursors). The need for such protection will vary depending on the nature of the remote functionality and the conditions of the preparation methods. The need for such protection is readily determined by one skilled in the art. The use of such protection/deprotection methods is also within the skill in the art. For a general description of protecting groups and their use, see T. W. Greene, *Protective Groups in Organic Synthesis*, John Wiley & Sons, New York, 1991.

For example, in Reaction Schemes I and II certain Formula I compounds contain primary amines or carboxylic acid functionalities which may interfere with reactions at other sites of the molecule if left unprotected. Accordingly, such functionalities may be protected by an appropriate protecting group which may be removed in a subsequent step. Suitable protecting groups for amine and carboxylic acid protection include those protecting groups commonly used in peptide synthesis (such as N-t-butoxycarbonyl, benzyloxycarbonyl, and 9-fluorenylmethyloxycarbonyl for amines and lower alkyl or benzyl esters for carboxylic acids) which are generally not chemically reactive under the reaction conditions described and can typically be removed without chemically altering other functionality in the Formula I compound.

According to Reaction Scheme I, the Formula III compounds wherein R^2 , R^5 , R^6 , R^7 , and R^8 are as described above and P^2 is an appropriate protecting group may be prepared from the appropriate Formula II aromatic amine wherein R^5 , R^6 , R^7 and R^8 are as described above.

The Formula III tetrahydroquinoline is prepared by treating the appropriate Formula II aromatic amine with the requisite carboxaldehyde in an inert solvent such as a hydrocarbon (e.g., hexanes, pentanes or cyclohexane), an aromatic hydrocarbon (e.g., benzene, toluene or xylene), a halocarbon (e.g., dichloromethane, chloroform, carbon tetrachloride or dichloroethane), an ether (e.g., diethyl ether, diisopropyl ether, tetrahydrofuran, tetrahydropyran, dioxane, dimethoxyethane, methyl tert-butyl ether, etc.), a nitrile (e.g., acetonitrile or propionitrile), a nitroalkane (e.g., nitromethane or nitrobenzene), preferably dichloromethane with a dehydrating agent (e.g., sodium sulfate or magnesium sulfate) at a temperature of about 0°C . to about 100°C . (preferably ambient temperature) for 1–24 hours (preferably 1 hour). The resulting solution is treated with a suitably substituted (e.g., benzyloxycarbonyl, t-butoxycarbonyl, methoxycarbonyl, formyl-, acetyl-, diallyl- or dibenzyl-), preferably carboxybenzyloxy-, N-vinyl species and with a Lewis acid (e.g., boron trifluoride, boron trifluoride etherate, zinc chloride, titanium tetrachloride, iron trichloride, aluminum trichloride, alkyl aluminum dichloride, dialkyl alumi-

num chloride or ytterbium (III) triflate; preferably boron trifluoride etherate) or a protic acid such as a hydrohalogenic acid (e.g., fluoro, chloro, bromo or iodo), an alkyl sulfonic acid (e.g., p-toluene, methane or trifluoromethane) or carboxylic acid (e.g., formic, acetic, trifluoroacetic or benzoic) at a temperature of from about -78°C . to about 50°C . (preferably ambient temperature) for 0.1 to 24 hours (preferably 1 hour).

Alternatively, the Formula II amine and appropriate carboxaldehyde may be condensed by treating a solution of the amine and an alkyl amine base (preferably triethylamine) in a polar aprotic solvent (preferably dichloromethane) with titanium tetrachloride in a polar aprotic solvent (preferably in dichloromethane) at a temperature between about -78°C . to about 40°C . (preferably 0°C .) followed by treatment with the carboxaldehyde at a temperature between about -78°C . to about 40°C . (preferably 0°C .). The reaction is allowed to proceed for about 0.1 to about 10 hours (preferably 1 hour) at a temperature between about 0°C . to about 40°C . (preferably room temperature) yielding the imine which is reacted with the N-vinyl species as above.

The compounds of Formula IV wherein R^1 , R^2 , R^5 , R^6 , R^7 and R^8 are as described above and P^1 and P^2 are protecting groups may be prepared from the corresponding Formula III amine by various amine reaction routes known to those skilled in the art.

Thus, the Formula IV compounds wherein R^1 , R^2 , R^5 , R^6 , R^7 , and R^8 are as described above and P^1 and P^2 are appropriately differentiated protecting groups for the amine moieties are prepared from the corresponding Formula III tetrahydroquinoline employing standard methods for derivatizing amines into the functional groups described for R^1 above, see Richard Larock, *Comprehensive Organic Transformations*, VCH Publishers Inc., New York, 1989 and Jerry March, *Advanced Organic Chemistry*, John Wiley & Sons, New York, 1985. For example, a Formula III compound is treated with the appropriate carbonyl chloride, sulfonyl chloride, or sulfinyl chloride, isocyanate or thioisocyanate in a polar aprotic solvent (preferably dichloromethane) in the presence of a base (preferably pyridine) at a temperature of from about -78°C . to about 100°C . (preferably starting at 0°C . and letting warm to room temperature) for a period of 1 to 24 hours (preferably 12 hours).

Formula IV carbamate and urea compounds (wherein R^1 is $\text{W}=\text{C}(\text{O})$, $\text{X}=\text{O}-\text{Y}$, $\text{S}-\text{Y}$, $\text{N}(\text{H})-\text{Y}$, or NY_2) may be prepared from the Formula III amines via the corresponding carbamoyl chlorides by treating the Formula III amine with a phosgene solution in a hydrocarbon solvent (preferably toluene) at a temperature between about 0°C . and about 200°C . (preferably at reflux) for between 0.1 and 24 hours (preferably 2 hours).

The corresponding ureas may be prepared by treating a solution of the carbamoyl chlorides (prepared as described

above) with the appropriate amine in a polar solvent (preferably dichloromethane) at a temperature between about -78°C . and about 100°C . (preferably ambient temperature) for between 1 and 24 hours (preferably 12 hours).

The corresponding carbamate may be prepared by treating a solution of the carbamoyl chlorides (prepared as described above) with the appropriate alcohol and a suitable base (preferably sodium hydride) in a polar solvent (preferably dioxane) at a temperature between about -78°C . and about 100°C . (preferably ambient temperature) for between 1 and 24 hours (preferably 12 hours).

Alternatively, the corresponding carbamate may be prepared by treating a solution of the carbamoyl chlorides at a temperature between about 0°C . and about 200°C . in the appropriate alcohol for between 1 and 240 hours (preferably 24 hours).

The Formula IV compound wherein R^1 is Y may be prepared using methods known to those skilled in the art to introduce Y substituents such as an alkyl or alkyl linked substituent. Methods include, for example, formation of the amide from the amine of Formula III and an activated carboxylic acid followed by reduction of the amide with borane in an etheral solvent such as tetrahydrofuran. Alternatively, the alkyl or alkyl linked substituent may be appended by reduction after condensing the amine of Formula III with the required carbonyl containing reactant. Also, the amine of Formula III may be reacted with the appropriate alkyl or aryl halide according to methods known to those skilled in the art.

Thus, the Formula III amine and an acid (e.g., halogenic, sulfuric, sulfonic or carboxylic, preferably acetic) are treated with the appropriate carbonyl containing reactant in a polar solvent (preferably ethanol) at a temperature of about 0°C . to about 100°C . (preferably room temperature) for about 0.1 to 24 hours (preferably 1 hour) followed by treatment with a hydride source (e.g., sodium borohydride, sodium cyanoborohydride, preferably sodium triacetoxyborohydride) at a temperature of about 0°C . to about 100°C . (preferably ambient temperature) for 0.1 to 100 hours (preferably 5 hours).

The Formula V amine wherein R^1 , R^2 , R^5 , R^6 , R^7 , and R^8 are as described above and P^1 is a protecting group may be prepared from the corresponding Formula IV compound by deprotection (P^2) using methods known to those skilled in the art, including hydrogenolysis, treatment with an acid (e.g., trifluoroacetic acid, hydrobromic), a base (sodium hydroxide), or reaction with a nucleophile (e.g. sodium methylthiolate, sodium cyanide, etc.) and for the trialkylsilyloxy carbonyl group a fluoride is used (e.g., tetrabutyl ammonium fluoride). For removal of a benzyloxycarbonyl group, hydrogenolysis is performed by treating the Formula IV compound with a hydride source (e.g., 1 to 10 atmospheres of hydrogen gas, cyclohexene or ammonium formate) in the presence of a suitable catalyst (e.g., 5–20% palladium on carbon, palladium hydroxide; preferably 10% palladium on carbon) in a polar solvent (e.g., methanol, ethanol or ethyl acetate; preferably ethanol) at a temperature between about -78°C . and about 100°C ., preferably ambient temperature, for 0.1 to 24 hours, preferably 1 hour.

The compounds of Formula VI wherein R^1 , R^2 , R^3 , R^5 , R^6 , R^7 and R^8 are as described above and P^1 is a protecting group as described above may be prepared from the corresponding Formula V amine by various amine reaction routes known to those skilled in the art.

The compounds of Formula VI wherein R^3 is as described above may be prepared using methods known to those

skilled in the art to introduce R^8 substituents; including, for example, the methods described for the introduction of the R^1 substituent in the transformation of the compounds of Formula III to the compounds of Formula IV. Methods include, for example, formation of an amide from the amine of Formula V and an activated carboxylic acid followed by reduction of the amide with borane in an etheral solvent such as tetrahydrofuran. Alternatively, an alkyl or alkyl linked substituent may be appended by reduction of the appropriate imine, the imine being formed by condensing the amine of Formula V with the required carbonyl containing reactant. Also, the amine of Formula V may be reacted with the appropriate alkyl halide according to methods known to those skilled in the art.

Thus, the Formula V amine and an acid (e.g., halogenic, sulfuric, sulfonic or carboxylic, preferably hydrochloric) are treated with the appropriate carbonyl containing reagent in a polar solvent (preferably dichloromethane) at a temperature of about 0°C . to about 100°C . (preferably room temperature) for about 0.1 to 24 hours (preferably 1 hour) followed by treatment with a hydride source (e.g., sodium borohydride or sodium cyanoborohydride; preferably sodium triacetoxyborohydride) at a temperature of about 0°C . to about 100°C . (preferably ambient temperature) for 0.1 to 100 hours (preferably 5 hours).

The Formula VII compound wherein R^1 , R^2 , R^3 , R^5 , R^6 , R^7 and R^8 are as described above and P^1 and P^2 are protecting groups may be prepared from the corresponding Formula IV compound by methods known to those skilled in the art; for example, the methods described for the introduction of the R^8 substituent above in the transformation of the Formula V compound to the Formula VI compound. Following this, the corresponding Formula VI compound may be prepared from the Formula VII compound by appropriate deprotection such as the methods described above for the transformation of the Formula IV compound to the Formula V compound.

When R^3 is H and R^4 is as described above, R^4 may be represented by R^3 in the Formulas VI and VII in Scheme I, thus providing a synthetic scheme for such compounds.

According to Scheme II, the Formula XI dihydroquinolone compounds wherein R^2 , R^5 , R^6 , R^7 , R^8 and Y are as described above, and P^1 is a protecting group, may be prepared from the corresponding Formula X quinolines by treatment with an organometallic species and a chloroformate followed by hydrolysis.

Thus, a mixture of the Formula X quinoline and an excess (preferably 1.5 equivalents) of an organomagnesium species (Grignard reagent) in a polar aprotic solvent (e.g., diethyl ether or dichloromethane; preferably tetrahydrofuran) is treated with an excess (preferably 1.5 equivalents) of a Y- or P^1 -chloroformate at a temperature between about -100°C . and about 70°C . (preferably -78°C .) followed by warming to a temperature between about 0°C . and about 70°C . (preferably ambient temperature) for between 0.1 and 24 hours (preferably 1 hour). The resulting mixture is combined with an excess (preferably 2 equivalents) of an aqueous acid (preferably 1 molar hydrochloric acid) and mixed vigorously for between 0.1 and 24 hours (preferably 1 hour, or until hydrolysis of the intermediate enol ether is determined to be complete).

Of course, the Formula XI compounds are the Formula XVI compounds wherein R^1 is $-\text{C}(\text{O})\text{OY}$ or P^1 is $-\text{C}(\text{O})\text{OP}^1$ without further transformation.

The Formula XV compounds wherein R^2 , R^5 , R^6 , R^7 and R^8 are as described above may be prepared from the

corresponding Formula XI dihydroquinolone (wherein the compound of Formula XI contains P¹) by appropriate deprotection (including spontaneous decarboxylation) as described for the transformation of the Formula IV compound to the Formula V compound.

The Formula XVI compounds wherein R¹, R², R⁵, R⁶, R⁷ and R⁸ are as described above and P¹ is a protecting group may be prepared from the corresponding Formula XV dihydroquinolone as described for the transformation of the Formula III compound to the Formula IV compound. In certain cases where the reagent has also reacted on the 4-position carbonyl oxygen, the substituent may be conveniently removed by treatment with acid (e.g., aqueous HCl) or base (e.g., aqueous sodium hydroxide).

Again, for those Formula XVI compounds wherein R¹ or P¹ is the same as for the Formula XI compound such transformation as described above is not needed.

The Formula VI amine compounds wherein R¹, R², R³, R⁵, R⁶, R⁷ and R⁸ are as described above and P¹ is a protecting group may be prepared from the corresponding Formula XVI dihydroquinolone by a reductive amination sequence. The Formula XVI dihydroquinolone, an excess (preferably 1.1 equivalents) of an R⁸-amine and an excess (preferably 7 equivalents) of an amine base (preferably triethylamine) in a polar solvent (preferably dichloromethane) are treated with 0.5 to 1.0 equivalents (preferably 0.55 equivalents) of titanium tetrachloride as a solution in a suitable polar solvent (preferably dichloromethane) at a temperature between about 0° C. and about 40° C. (preferably ambient temperature) for between 1 to 24 hours (preferably 12 hours). The resulting Formula XII imine is reduced by treatment with a reducing agent (preferably sodium borohydride) in an appropriate polar solvent (preferably ethanol) at a temperature between about 0° C. and about 80° C. (preferably room temperature) for between 1 and 24 hours (preferably 12 hours) resulting in a mixture of diastereomeric Formula VI amines, generally favoring the trans isomer. Alternatively, the reduction may be performed by treating the Formula XII imine directly with an excess (preferably 5 equivalents) of zinc borohydride as a solution in ether (preferably 0.2 molar) at a temperature between about 0° C. and about 40° C. (preferably ambient temperature) for between 1 and 24 hours (preferably 12 hours) resulting in a mixture of diastereomeric Formula VI, amines, generally favoring the cis isomer.

Alternatively, the Formula VI amine wherein R¹, R², R³, R⁵, R⁶, R⁷ and R⁸ are as described above and P¹ is a protecting group may be prepared from the corresponding Formula XVI dihydroquinolones by formation of an oxime, reduction and substitution of the amine. Thus, the Formula XVI dihydroquinolone, excess (preferably 3 equivalents) hydroxylamine hydrochloride and an excess (preferably 2.5 equivalents) of base (preferably sodium acetate) are reacted at a temperature between about 0° C. and about 100° C. (preferably at reflux) for between 1 and 24 hours (preferably 2 hours) in a polar solvent (preferably ethanol). The resulting Formula XIII oxime is treated with excess (preferably 6 equivalents) aqueous base (preferably 2N potassium hydroxide) in a polar solvent (preferably ethanol) and an excess (preferably 4 equivalents) of a nickel—aluminum alloy (preferably 1:1 by weight) at a temperature between about 0° C. and about 100° C. (preferably ambient temperature) for between 0.25 and 24 hours (preferably 1 hour). The resulting Formula V amine is obtained as a diastereomeric mixture (generally favoring the cis isomer).

The Formula VI secondary amine wherein R¹, R², R³, R⁵, R⁶, R⁷ and R⁸ are as described above and P¹ is a protecting

group may be prepared from the appropriate Formula V amine as described in Scheme I for the transformation of the Formula V compound to the Formula VI compound.

According to Scheme III, the Formula I compounds as described above may be prepared from the appropriate Formula VI compounds using methods known to those skilled in the art; including, for example, the methods described for the introduction of the R¹ substituent in the transformation of the compounds of Formula III to the compounds of Formula IV.

Alternatively, according to Scheme III, where appropriate, if the functionality at R¹ is incompatible with the reaction to form the Formula I compound, then the P protected Formula VI compound may be transformed to the Formula I compound through protection/deprotection sequences and introduction of the desired substituents. Thus, the Formula VI amine is treated with the appropriate reagent (e.g., protecting group precursor, activated carbonate (e.g., chloroformate, dicarbonate or carbonyl imidazole)) in a polar solvent (preferably dichloromethane) in the presence of an excess of amine base (preferably pyridine) at a temperature between about -20° C. and about 40° C. (preferably ambient temperature) for between 1 and 24 hours (preferably 12 hours) to yield the Formula XX compound.

Also, the Formula XX compounds, wherein P² is present may be obtained as shown in Scheme I for the Formula VII compounds (having P¹).

The Formula XXI amines wherein R², R³, R⁵, R⁶, R⁷, R⁸ and R⁴ are as described above and P² is a protecting group may be prepared from the Formula XX compound by selective deprotection of P¹.

When P¹ is, for example, t-butoxycarbonyl, the Formula XXI compound is conveniently prepared by treatment with an acid (preferably trifluoroacetic acid) at a temperature between about 0° C. and 100° C. (preferably room temperature) for 0.1 to 24 hours (preferably 1 hour).

The compounds of Formula I or compounds of Formula XXII (wherein R¹ is as described above) may be prepared from the corresponding Formula XXI amine (wherein R⁴ or P² is present respectively) by various amine reaction routes known to those skilled in the art, for example, those described in Scheme I for the transformation of the Formula III compound to the Formula IV compound.

The Formula XXIII amines may be prepared from the Formula XXII compounds by suitable deprotection. When P² is, for example, benzyloxycarbonyl, the Formula XXIII compound is prepared by treatment with an excess of a hydride source (e.g., cyclohexene, hydrogen gas or preferably ammonium formate) in the presence of 0.01 to 2 equivalents (preferably 0.1 equivalent) of a suitable catalyst (preferably 10% palladium on carbon) in a polar solvent (preferably ethanol) at a temperature between about 0° C. and about 100° C. (preferably room temperature) for 0.1 to 24 hours (preferably 1 hour).

The Formula I compound wherein R⁴ is as described above may be prepared using the methods described for the conversion of the Formula VI compound to the Formula I compound in Scheme III above.

According to Scheme IV the Formula V compounds wherein R¹, R², R⁵, R⁷ and R⁸ are as described above, and R⁶ is an ether linked moiety can be obtained from the Formula XXX quinolones having a OP³ moiety, wherein P³ is a protecting group, at the R⁶ position employing the following methods. In addition, in an analogous manner such processes may be used to prepare the corresponding

compounds wherein R^5 , R^7 , or R^8 are an ether linked moiety starting from the corresponding Formula XXX compound having an OP^3 moiety at either the R^5 , R^7 , or R^8 positions.

Thus, the Formula XXX quinolone is combined with hydroxylamine hydrochloride and a mineral base (preferably sodium acetate) in a polar solvent (preferably ethanol) at a temperature between about 0° C. and about 100° C. (preferably at reflux) for between 1 and 24 hours (preferably 2 hours) to yield the Formula XXXI oxime.

The Formula XXXI oxime is treated with an excess (preferably six equivalents) of an aqueous base (preferably 2N potassium hydroxide) and an excess (preferably four equivalents) of a nickel—aluminum alloy (preferably 1:1 by weight) in a polar solvent (preferably ethanol) at a temperature between about 0° C. and about 100° C. (preferably ambient temperature) for between 0.25 and 24 hours (preferably 2 hours) to prepare the corresponding Formula XXXII amine. If necessary, the P^3 protecting group may be removed using standard methods if the oxime transformation does not result in such cleavage.

Alternatively, the Formula XXX compound may be deprotected (removal of the P^3) by methods known to those skilled in the art prior to formation of the Formula XXXI oxime wherein P^3 is H which can then be reduced to form the Formula XXXII amine.

The Formula V compound wherein R^6 is an oxy-linked moiety may be prepared by treating the Formula XXXII alcohol under, for example, Mitsunobu conditions. Thus, the Formula XXXII phenol is treated with a phosphine (preferably triphenylphosphine) and an azodicarboxylate (preferably bis-(N-methylpiperazinyl)-azodicarboxamide) and the required alcohol in a polar solvent (preferably benzene).

Of course, via Schemes I and II the resulting Formula V compound may be transformed into the Formula VI or Formula VIII precursors for the Formula I compounds of this invention.

Alternatively, the Formula XX compound wherein R^6 is an ether linked moiety and wherein R^1 , R^2 , R^3 and R^4 are as described above and P^1 and P^2 are protecting groups may be prepared from the Formula XXXII alcohols as described below. In addition, in an analogous manner such processes may be used to prepare the corresponding compounds wherein R^5 , R^7 , or R^8 are an ether linked moiety starting from the corresponding Formula XXXII compound and thus ultimately the Formula XXX compound (i.e., the Formula XXX compound having a P^3O - at either the R^5 , R^7 , or R^8 positions).

The Formula XXXIII secondary amine wherein R^3 is as described above may be prepared from the corresponding Formula XXXII compound according to methods in Scheme I described above for the conversion of the Formula V compound to the Formula VI compound.

The Formula XXXIV compounds wherein R^4 is as described above may be prepared from Formula XXXIII amines by methods analogous to that described in Scheme III for the transformation of the Formula VI compound to the Formula XX or Formula I compounds.

The Formula XXXV phenol may be selectively deprotected for example when certain carbonyl-linked R^4 groups are present by treating the Formula XXXIV carbonate with potassium carbonate in a polar solvent (preferably methanol) at a temperature between about 0° C. and about 100° C. (preferably ambient temperature) for between 1 and 24 hours (preferably 12 hours).

The corresponding XX ethers may be prepared from the Formula XXXV phenol using, for example, the Mitsunobu

conditions described above for the conversion of the Formula XXXII compounds to the Formula V compounds.

Of course, one skilled in the art will appreciate that the phenol may be derivatized to a variety of functional groups using standard methods, for example, as described in March or Larock, or by conversion to the corresponding triflate for use in a variety of reactions involving transition metal catalysis.

Although the following description of Scheme V is directed to modifications of the R^6 position (the R^6 position described in Formula I above) those skilled in the art will appreciate that analogous methods may be applied to the R^6 , R^7 and R^8 positions.

According to Scheme V the Formula LI alcohol wherein R^1 , R^2 , R^3 , R^4 , R^5 , R^7 and R^8 are as described above, P^1 and P^2 are protecting groups, and X^1 is a linking group wherein a carbon (e.g., methylene) is directly linked to the carbonyl moiety may be prepared from the corresponding ester (wherein R^{12} is a convenient alkyl moiety) by reduction.

Thus, the Formula L ester is treated with sodium borohydride/methanol or a borane-dimethylsulfide complex in a polar solvent (preferably tetrahydrofuran) at a temperature between about 0° C. and about 100° C. (preferably at reflux) for between 1 and 24 hours (preferably 3 hours).

The Formula LII compounds wherein R^1 , R^2 , R^3 , R^4 , R^5 , R^7 and R^8 are as described above, P^1 and P^2 are protecting groups and wherein the R^6 position includes an alkyl halide functionality may be prepared from the corresponding Formula LI alcohol by treatment with a trialkylphosphine (preferably triphenylphosphine) and a dihalogen (e.g., bromine) in a polar solvent (preferably dichloromethane) at a temperature between about 0° C. and about 100° C. (preferably 0° C.) for between 0.1 and 10 hours (preferably 0.5 hours) followed by warming to room temperature for between 0.1 and 10 hours (preferably 3 hours).

The Formula LIII compounds wherein R^1 , R^2 , R^3 , R^4 , R^5 , R^7 and R^8 are as described above, P^1 and P^2 are protecting groups, the R^6 position includes ether and thioether moieties (i.e., Y^1 is S or O) and R^{13} is a carbon linked substituent may be prepared by treating the Formula LII alkyl halide in a polar solvent (preferably N,N-dimethylformamide) with the requisite alkoxide or thioalkoxide at a temperature between about 0° C. and about 100° C. (preferably at room temperature) for between 1 and 24 hours (preferably 6 hours).

Alternatively, the Formula LIII ethers and thioethers may be prepared by treating the corresponding Formula LIV alcohols and thiols (i.e., Y^1 is S or O), wherein X^1 is a substituent linked directly through carbon to the methylene moiety, with a base (preferably sodium hydride) and the requisite alkylating agent in a polar solvent (preferably N,N-dimethylformamide) at a temperature between about 0° C. and about 100° C. (preferably at room temperature) for between 1 and 50 hours (preferably 18 hours).

The Formula LV compounds wherein R^1 , R^2 , R^3 , R^4 , R^5 , R^7 and R^8 are as described above, P^1 and P^2 are protecting groups, the R^6 position includes alkyl halides (e.g., fluorides) and X^1 is a substituent that is carbon linked directly to the methylene moiety may be prepared by treating the corresponding Formula LI alcohol with a halogenating agent. For example, the alcohol is treated with a fluorinating agent (preferably diethylaminosulfur trifluoride) in a polar solvent (preferably 1,2-dichloroethane) at a temperature between about 0° C. and about 100° C. (preferably 80° C.) for between 0.1 and 10 hours (preferably 0.75 hours).

The Formula LVII amide compounds wherein R^1 , R^2 , R^3 , R^4 , R^5 , R^7 and R^8 are as described above, P^1 and P^2 are

protecting groups and wherein R⁶ includes an amide functionality (such that X is a substituent that is carbon linked directly to the carbonyl moiety and R¹⁰ and R¹¹ are substituents selected to yield the desired R⁶ substituent defined above) may be prepared from the corresponding Formula LVI carboxylic acid which may in turn be prepared from the corresponding Formula L carboxylic ester.

Thus, the Formula L ester is treated with an aqueous hydroxide (preferably lithium, sodium or potassium) in a polar solvent (preferably tetrahydrofuran and/or methanol) at a temperature between about 0° C. and about 100° C. (preferably room temperature) for between 0.1 and 100 hours (preferably 1 hour).

The Formula LVII amide may be prepared from the corresponding Formula LVI acid by standard methods. Preferred is conversion of the carboxylic acid to the acid chloride by dissolving the acid in thionyl chloride and holding the solution at a temperature between about 0° C. and about 80° C. (preferably at reflux) for between 0.1 and 24 hours (preferably 1 hour) before evaporation of the excess thionyl chloride. This step is followed by treating the resulting acid chloride residue in a polar solvent (preferably dichloromethane) with the appropriate amine, selected to yield the amide functionality, and optionally an amine base (preferably triethylamine) at a temperature between about -78° C. and about 100° C. (preferably room temperature) for between 0.1 and 100 hours (preferably 1 hour).

Although the following description of Scheme VI is directed to modifications of the R⁸ position, those skilled in the art will appreciate that analogous methods may be applied to the R⁵, R⁶ and R⁷ positions.

According to Scheme VI the Formula LXI compound wherein R¹, R², R³, R⁴, R⁵, R⁶, and R⁷ are as described above and P¹ and P² are protecting groups may be prepared from the corresponding Formula LX compound by nitration. The Formula LX compound is treated with nitrosyltriflate in a halogenated solvent, such as dichloromethane at a temperature of about -78° C. to about 0° C. for about 0.5 hour to about 3 hours followed by warming to ambient temperature.

The Formula LXII amine wherein R¹, R², R³, R⁴, R⁵, R⁶, and R⁷ are as described above and P¹ and P² are protecting groups may be prepared from the corresponding Formula LXI compound by reduction. The Formula LXI compound is hydrogenated by treatment with hydrogen gas in the presence of a noble metal catalyst (e.g., palladium on carbon) in a polar solvent such as ethanol at a temperature of about 0° C. to about 100° C. for about 1 to 24 hours at elevated pressure (e.g., 1 to 3 atmospheres).

The Formula LXIII compound wherein R¹, R², R³, R⁴, R⁶, and R⁷ are as described above, P¹ and P² are protecting groups and R⁸ is an amine linked functionality may be prepared from the corresponding Formula LXII. The Formula LXII amine is derivatized following procedures analogous to those described in Scheme I for the conversion of the Formula III compound to the Formula IV compound.

The Formula LXIV compound wherein R¹, R², R³, R⁴, R⁵, R⁶, and R⁷ are as described above and P¹ and P² are protecting groups may be prepared from the corresponding Formula LXII compound. The Formula LXII amine is treated with t-butyl nitrate and anhydrous cupric halide in a polar solvent at a temperature of about 30° C. to about 100° C. for about 1 hour to about 24 hours.

Of course, one skilled in the art will understand that the halide may be derivatized to a variety of functional groups using standard methods for example as described in Larock or March.

According to Scheme VII the Formula LXXI heterocycles wherein R¹, R², R³, R⁴, R⁵ and R⁸ are as described above, P¹ and P² are protecting groups and R²⁰ is a nitrogen containing heterocycle fused to the quinoline ring structure, may be prepared from the Formula LXX compound, wherein P³ is a protecting group, by selective deprotection.

When P³ is, for example, benzyloxycarbonyl, the Formula LXX compound is conveniently cleaved to yield the Formula LXXI compound by treatment with a hydrogen source (preferably 3 atmospheres of hydrogen gas) in the presence of a suitable catalyst (preferably 10% palladium on carbon) in a polar solvent (preferably ethanol) at a temperature between about 0° C. and about 100° C. (preferably room temperature) for 0.1 to 24 hours (preferably 1 hour).

The compounds of Formula LXXII, wherein R¹, R², R³, R⁴, R⁵ and R⁸ are as described above, P¹ and P² are protecting groups, R²⁰ is a nitrogen containing heterocycle fused to the quinoline ring structure, and the "Substituent" is selected to afford the desired compounds described above, may be prepared from the corresponding Formula LXXI amine by various amine reaction routes known to those skilled in the art for example, those described in Scheme I for the transformation of the Formula III compounds to the Formula IV compounds.

The compounds of Formula LXX may be prepared according to the methods described in Schemes I, II and III. For example, in Scheme II the quinolines of Formula X are formed by methods known to those skilled in the art from the arylamines of Formula II wherein R⁵ and R⁶, R⁶ and R⁷ or R⁷, and R⁸ comprise a ring as described above. These bicyclic arylamines are also synthesized by a variety of methods known to those skilled in the art. Such bicyclic arylamines are used in the sequence of transformations as illustrated in Schemes I and III to prepare the desired compounds.

The compounds of Formula LXX may also be obtained from compounds of Formula I, wherein R⁵ and R⁶, R⁶ and R⁷, or R⁷ and R⁸ contain functionality amenable to cyclization, for example Scheme VIII, thus forming the desired ring, employing methods known to those skilled in the art to cyclize such substituents.

For example, the Formula LXXXII compound of Scheme VIII is reacted with P³NH₂ to give the P³ protected isoindoline.

According to Scheme VIII the Formula LXXX diesters are reduced affording the corresponding Formula LXXXI dialcohols according to methods analogous to those described in Scheme V for the transformation of the Formula L compounds to the Formula LI compounds. Activation of these alcohols for electrophilic attack may be achieved by a number of standard methods, such as conversion to a halide or sulfonate (preferably conversion to the Formula LXXXII bis-bromide by treatment with two equivalents of dibromotriphenylphosphorane). Formation of the Formula LXXXIII thiacycle may be achieved by treatment of the bis-bromide with a sulfide (preferably sodium sulfide) in an aqueous/organic immiscible solvent system (preferably a water and toluene mixture) containing a suitable phase transfer catalyst (preferably triethylhexylammonium bromide) at a temperature between about 0° C. and about 100° C. (preferably room temperature) for between 1 and 100 hours (preferably 12 hours).

The Formula LXXXIV oxygen heterocycles may be formed using standard etherification methods including a nucleophilic displacement reaction with an appropriate bis-electrophile from the corresponding Formula LXXXII com-

pound. For example, formation of the oxacycle may be achieved by treatment of a bis-bromide in an aqueous immiscible solvent (preferably benzene) with an aqueous hydroxide solution (preferably 30% sodium hydroxide) containing a suitable phase transfer catalyst (preferably benzyl tri-n-butylammonium chloride) at a temperature between about 0° C. and about 100° C. (preferably 80° C.) for between 1 and 100 hours (preferably 4 hours).

The Formula LXXXV and LXXXVI lactones, wherein R¹, R², R³, R⁴, R⁶ and R⁸ are as described above and P¹ and P² are protecting groups, may be formed using standard lactonization methods including an oxidative cyclization of the corresponding Formula LXXXI dialcohol. Thus, a suitable bis-alcohol is treated with an oxidizing agent (preferably pyridinium chlorochromate) in a polar aprotic solvent (preferably dichloromethane) at a temperature between about 0° C. and about 100° C. (conveniently room temperature) for between 1 and 100 hours (preferably 24 hours) to prepare a mixture of the Formula LXXXV and Formula LXXXVI lactones which may be separated by standard methods.

Prodrugs of the compounds of Formula I may be prepared according to methods known to those skilled in the art. Exemplary processes are described below.

Prodrugs of this invention where a carboxyl group in a carboxylic acid of Formula I is replaced by an ester may be prepared by combining the carboxylic acid with the appropriate alkyl halide in the presence of a base such as potassium carbonate in an inert solvent such as dimethylformamide at a temperature of about 0 to 100° C. for about 1 to about 24 hours. Alternatively the acid is combined with appropriate alcohol as solvent in the presence of a catalytic amount of acid such as concentrated sulfuric acid at a temperature of about 20 to 100° C., preferably at a reflux, for about 1 hour to about 24 hours. Another method is the reaction of the acid with a stoichiometric amount of the alcohol in the presence of a catalytic amount of acid in an inert solvent such as toluene or tetrahydrofuran, with concomitant removal of the water being produced by physical (e.g., Dean-Stark trap) or chemical (e.g., molecular sieves) means.

Prodrugs of this invention where an alcohol function has been derivatized as an ether may be prepared by combining the alcohol with the appropriate alkyl bromide or iodide in the presence of a base such as potassium carbonate in an inert solvent such as dimethylformamide at a temperature of about 0 to 100° C. for about 1 to about 24 hours. Alkanoylaminoethyl ethers may be obtained by reaction of the alcohol with a bis-(alkanoylamino)methane in the presence of a catalytic amount of acid in an inert solvent such as tetrahydrofuran, according to a method described in U.S. Pat. No. 4,997,984. Alternatively, these compounds may be prepared by the methods described by Hoffman et al. in J. Org. Chem. 1994, 59, 3530.

Glycosides are prepared by reaction of the alcohol and a carbohydrate in an inert solvent such as toluene in the presence of acid. Typically the water formed in the reaction is removed as it is being formed as described above. An alternate procedure is the reaction of the alcohol with a suitably protected glycosyl halide in the presence of base followed by deprotection.

N-(1-hydroxyalkyl) amides, N-(1-hydroxy-1-(alkoxycarbonyl)methyl) amides may be prepared by the reaction of the parent amide with the appropriate aldehyde under neutral or basic conditions (e.g., sodium ethoxide in ethanol) at temperatures between 25 and 70° C.

N-alkoxymethyl or N-1-(alkoxy)alkyl derivatives can be obtained by reaction of the N-unsubstituted compound with the necessary alkyl halide in the presence of a base in an inert solvent.

The compounds of this invention may also be used in conjunction with other pharmaceutical agents (e.g., LDL-cholesterol lowering agents, triglyceride lowering agents) for the treatment of the disease/conditions described herein. For example, they may be used in combination with cholesterol synthesis inhibitors, cholesterol absorption inhibitors, MTP/Apo B secretion inhibitors, and other cholesterol lowering agents such as fibrates, niacin, ion-exchange resins, antioxidants, ACAT inhibitors and bile acid sequestrants. In combination therapy treatment, both the compounds of this invention and the other drug therapies are administered to mammals (e.g., humans, male or female) by conventional methods.

Any HMG-CoA reductase inhibitor may be used as the second compound in the combination aspect of this invention. The term HMG-CoA reductase inhibitor refers to compounds which inhibit the bioconversion of hydroxymethylglutaryl-coenzyme A to mevalonic acid catalyzed by the enzyme HMG-CoA reductase. Such inhibition is readily determined by those skilled in the art according to standard assays (e.g., Meth. Enzymol. 1981; 71:455-509 and references cited therein). A variety of these compounds are described and referenced below however other HMG-CoA reductase inhibitors will be known to those skilled in the art. U.S. Pat. No. 4,231,938 (the disclosure of which is hereby incorporated by reference) discloses certain compounds isolated after cultivation of a microorganism belonging to the genus *Aspergillus*, such as lovastatin. Also, U.S. Pat. No. 4,444,784 (the disclosure of which is hereby incorporated by reference) discloses synthetic derivatives of the aforementioned compounds, such as simvastatin. Also, U.S. Pat. No. 4,739,073 (the disclosure of which is incorporated by reference) discloses certain substituted indoles, such as fluvastatin. Also, U.S. Pat. No. 4,346,227 (the disclosure of which is incorporated by reference) discloses ML-236B derivatives, such as pravastatin. Also, EP-491226A (the disclosure of which is incorporated by reference) discloses certain pyridyldihydroxyheptenoic acids, such as rivastatin. In addition, U.S. Pat. No. 5,273,995 (the disclosure of which is incorporated by reference) discloses certain 6-[2-(substituted-pyrrol-1-yl)alkyl]pyran-2-ones such as atorvastatin.

Any MTP/Apo B secretion (microsomal triglyceride transfer protein and or apolipoprotein B) inhibitor may be used as the second compound in the combination aspect of this invention. The term MTP/Apo B secretion inhibitor refers to compounds which inhibit the secretion of triglycerides, cholesteryl ester, and phospholipids. Such inhibition is readily determined by those skilled in the art according to standard assays (e.g., Wetterau, J. R. 1992; Science 258:999). A variety of these compounds are described and referenced below however other MTP/Apo B secretion inhibitors will be known to those skilled in the art. WO 96/40640 and WO 98/23593 are two exemplary publications.

For example, the following MTP/Apo B secretion inhibitors are particularly useful:

4'-trifluoromethyl-biphenyl-2-carboxylic acid[2-(1H-[1,2,4]triazol-3-ylmethyl)-1,2,3,4-tetrahydro-isoquinolin-6-yl]-amide;

4'-trifluoromethyl-biphenyl-2-carboxylic acid[2-(2-acetyl-amino-ethyl)-1,2,3,4-tetrahydro-isoquinolin-6-yl]-amide;

(2-{6-[(4'-trifluoromethyl-biphenyl-2-carbonyl)-amino]-3,4-dihydro-1H-isoquinolin-2-yl}-ethyl)-carbamic acid methyl ester;

4'-trifluoromethyl-biphenyl-2-carboxylic acid[2-(1H-imidazol-2-ylmethyl)-1,2,3,4-tetrahydro-isoquinolin-6-yl]-amide;

4'-trifluoromethyl-biphenyl-2-carboxylic acid[2-(2,2-diphenyl-ethyl)-1,2,3,4-tetrahydro-isoquinolin-6-yl]-amide; and

4'-trifluoromethyl-biphenyl-2-carboxylic acid[2-(2-ethoxyethyl)-1,2,3,4-tetrahydro-isoquinolin-6-yl]-amide.

Any HMG-CoA synthase inhibitor may be used as the second compound in the combination aspect of this invention. The term HMG-CoA synthase inhibitor refers to compounds which inhibit the biosynthesis of hydroxymethylglutaryl-coenzyme A from acetyl-coenzyme A and acetoacetyl-coenzyme A, catalyzed by the enzyme HMG-CoA synthase. Such inhibition is readily determined by those skilled in the art according to standard assays (Meth Enzymol. 1975; 35:155-160; Meth. Enzymol. 1985; 110:19-26 and references cited therein). A variety of these compounds are described and referenced below, however other HMG-CoA synthase inhibitors will be known to those skilled in the art. U.S. Pat. No. 5,120,729 (the disclosure of which is hereby incorporated by reference) discloses certain beta-lactam derivatives. U.S. Pat. No. 5,064,856 (the disclosure of which is hereby incorporated by reference) discloses certain spiro-lactone derivatives prepared by culturing a microorganism (MF5253). U.S. Pat. No. 4,847,271 (the disclosure of which is hereby incorporated by reference) discloses certain oxetane compounds such as 11-(3-hydroxymethyl-4-oxo-2-oxetanyl)-3,5,7-trimethyl-2,4-undeca-dienoic acid derivatives.

Any compound that decreases HMG-CoA reductase gene expression may be used as the second compound in the combination aspect of this invention. These agents may be HMG-CoA reductase transcription inhibitors that block the transcription of DNA or translation inhibitors that prevent translation of mRNA coding for HMG-CoA reductase into protein. Such compounds may either affect transcription or translation directly, or may be biotransformed to compounds that have the aforementioned activities by one or more enzymes in the cholesterol biosynthetic cascade or may lead to the accumulation of an isoprene metabolite that has the aforementioned activities. Such regulation is readily determined by those skilled in the art according to standard assays (Meth. Enzymol. 1985; 110:9-19). Several compounds are described and referenced below, however other inhibitors of HMG-CoA reductase gene expression will be known to those skilled in the art. U.S. Pat. No. 5,041,432 (the disclosure of which is incorporated by reference) discloses certain 15-substituted lanosterol derivatives. Other oxygenated sterols that suppress synthesis of HMG-CoA reductase are discussed by E. I. Mercer (Prog. Lip. Res. 1993;32:357-416).

Any squalene synthetase inhibitor may be used as the second compound of this invention. The term squalene synthetase inhibitor refers to compounds which inhibit the condensation of 2 molecules of farnesylpyrophosphate to form squalene, catalyzed by the enzyme squalene synthetase. Such inhibition is readily determined by those skilled in the art according to standard assays (Meth. Enzymol. 1969; 15: 393-454 and Meth. Enzymol. 1985; 110:359-373 and references contained therein). A variety of these compounds are described in and referenced below however other squalene synthetase inhibitors will be known to those skilled in the art. U.S. Pat. No. 5,026,554 (the

disclosure of which is incorporated by reference) discloses fermentation products of the microorganism MF5465 (ATCC 74011) including zaragozic acid. A summary of other patented squalene synthetase inhibitors has been compiled (Curr. Op. Ther. Patents (1993) 861-4).

Any squalene epoxidase inhibitor may be used as the second compound in the combination aspect of this invention. The term squalene epoxidase inhibitor refers to compounds which inhibit the bioconversion of squalene and molecular oxygen into squalene-2,3-epoxide, catalyzed by the enzyme squalene epoxidase. Such inhibition is readily determined by those skilled in the art according to standard assays (Biochim. Biophys. Acta 1984; 794:466-471). A variety of these compounds are described and referenced below, however other squalene epoxidase inhibitors will be known to those skilled in the art. U.S. Pat. Nos. 5,011,859 and 5,064,864 (the disclosures of which are incorporated by reference) disclose certain fluoro analogs of squalene. EP publication 395,768 A (the disclosure of which is incorporated by reference) discloses certain substituted allylamine derivatives. PCT publication WO 9312069 A (the disclosure of which is hereby incorporated by reference) discloses certain amino alcohol derivatives. U.S. Pat. No. 5,051,534 (the disclosure of which is hereby incorporated by reference) discloses certain cyclopropyloxy-squalene derivatives.

Any squalene cyclase inhibitor may be used as the second component in the combination aspect of this invention. The term squalene cyclase inhibitor refers to compounds which inhibit the bioconversion of squalene-2,3-epoxide to lanosterol, catalyzed by the enzyme squalene cyclase. Such inhibition is readily determined by those skilled in the art according to standard assays (FEBS Lett. 1989;244:347-350.). In addition, the compounds described and referenced below are squalene cyclase inhibitors, however other squalene cyclase inhibitors will also be known to those skilled in the art. PCT publication WO9410150 (the disclosure of which is hereby incorporated by reference) discloses certain 1,2,3,5,6,7,8,8 α -octahydro-5,5,8 α (beta)-trimethyl-6-isoquinolineamine derivatives, such as N-trifluoroacetyl-1,2,3,5,6,7,8,8 α -octahydro-2-allyl-5,5,8 α (beta)-trimethyl-6(beta)-isoquinolineamine. French patent publication 2697250 (the disclosure of which is hereby incorporated by reference) discloses certain beta,beta-dimethyl-4-piperidine ethanol derivatives such as 1-(1,5,9-trimethyldicyl)-beta,beta-dimethyl-4-piperidineethanol.

Any combined squalene epoxidase/squalene cyclase inhibitor may be used as the second component in the combination aspect of this invention. The term combined squalene epoxidase/squalene cyclase inhibitor refers to compounds that inhibit the bioconversion of squalene to lanosterol via a squalene-2,3-epoxide intermediate. In some assays it is not possible to distinguish between squalene epoxidase inhibitors and squalene cyclase inhibitors, however, these assays are recognized by those skilled in the art. Thus, inhibition by combined squalene epoxidase/squalene cyclase inhibitors is readily determined by those skilled in art according to the aforementioned standard assays for squalene cyclase or squalene epoxidase inhibitors. A variety of these compounds are described and referenced below, however other squalene epoxidase/squalene cyclase inhibitors will be known to those skilled in the art. U.S. Pat. Nos. 5,084,461 and 5,278,171 (the disclosures of which are incorporated by reference) disclose certain azadecalinal derivatives. EP publication 468,434 (the disclosure of which is incorporated by reference) discloses certain piperidyl ether and thio-ether derivatives such as 2-(1-piperidyl)pentyl isopentyl sulfoxide and 2-(1-piperidyl)ethyl ethyl

sulfide. PCT publication WO 9401404 (the disclosure of which is hereby incorporated by reference) discloses certain acyl-piperidines such as 1-(1-oxopentyl-5-phenylthio)4-(2-hydroxy-1-methyl)ethyl)piperidine. U.S. Pat. No. 5,102,915 (the disclosure of which is hereby incorporated by reference) discloses certain cyclopropyloxy-squalene derivatives.

The starting materials and reagents for the above described Formula I compounds, are also readily available or can be easily synthesized by those skilled in the art using conventional methods of organic synthesis. For example, many of the compounds used herein, are related to, or are derived from compounds in which there is a large scientific interest and commercial need, and accordingly many such compounds are commercially available or are reported in the literature or are easily prepared from other commonly available substances by methods which are reported in the literature.

Some of the Formula I compounds of this invention or intermediates in their synthesis have asymmetric carbon atoms and therefore are enantiomers or diastereomers. Diastereomeric mixtures can be separated into their individual diastereomers on the basis of their physical chemical differences by methods known per se., for example, by chromatography and/or fractional crystallization. Enantiomers can be separated by, for example, chiral HPLC methods or converting the enantiomeric mixture into a diastereomeric mixture by reaction with an appropriate optically active compound (e.g., alcohol), separating the diastereomers and converting (e.g., hydrolyzing) the individual diastereomers to the corresponding pure enantiomers. Also, an enantiomeric mixture of the Formula I compounds or an intermediate in their synthesis which contain an acidic or basic moiety may be separated into their corresponding pure enantiomers by forming a diastereomeric salt with an optically pure chiral base or acid (e.g., 1-phenyl-ethyl amine or tartaric acid) and separating the diastereomers by fractional crystallization followed by neutralization to break the salt, thus providing the corresponding pure enantiomers. All such isomers, including diastereomers, enantiomers and mixtures thereof are considered as part of this invention. Also, some of the compounds of this invention are atropisomers (e.g., substituted biaryls) and are considered as part of this invention.

More specifically, the Formula I compounds of this invention may be obtained in enantiomerically enriched form by resolving the racemate of the final compound or an intermediate in its synthesis (preferably the final compound) employing chromatography (preferably high pressure liquid chromatography [HPLC]) on an asymmetric resin (preferably Chiralcel™ AD or OD [obtained from Chiral Technologies, Exton, Pa.]) with a mobile phase consisting of a hydrocarbon (preferably heptane or hexane) containing between 0 and 50% isopropanol (preferably between 2 and 20%) and between 0 and 5% of an alkyl amine (preferably 0.1% of diethylamine). Concentration of the product containing fractions affords the desired materials.

Some of the Formula I compounds of this invention are acidic and they form a salt with a pharmaceutically acceptable cation. Some of the Formula I compounds of this invention are basic and they form a salt with a pharmaceutically acceptable anion. All such salts are within the scope of this invention and they can be prepared by conventional methods such as combining the acidic and basic entities, usually in a stoichiometric ratio, in either an aqueous, non-aqueous or partially aqueous medium, as appropriate. The salts are recovered either by filtration, by precipitation with a non-solvent followed by filtration, by evaporation of

the solvent, or, in the case of aqueous solutions, by lyophilization, as appropriate. The compounds can be obtained in crystalline form by dissolution in an appropriate solvent(s) such as ethanol, hexanes or water/ethanol mixtures.

In addition, when the Formula I compounds of this invention form hydrates or solvates they are also within the scope of the invention.

The Formula I compounds of this invention, their prodrugs and the salts of such compounds and prodrugs are all adapted to therapeutic use as agents that inhibit cholesterol ester transfer protein activity in mammals, particularly humans. Thus, the compounds of this invention elevate plasma HDL cholesterol, its associated components, and the functions performed by them in mammals, particularly humans. By virtue of their activity, these agents also reduce plasma levels of triglycerides, VLDL cholesterol, LDL cholesterol and their associated components in mammals, particularly humans. Hence, these compounds are useful for the treatment and correction of the various dyslipidemias observed to be associated with the development and incidence of atherosclerosis and cardiovascular disease, including hypoalphalipoproteinemia, hyperbetalipoproteinemia, hypertriglyceridemia, and familial-hypercholesterolemia.

Further, introduction of a functional CETP gene into an animal lacking CETP (mouse) results in reduced HDL levels (Agellon, L. B., et al: *J. Biol. Chem.* (1991) 266: 10796-10801.) and, increased susceptibility to atherosclerosis. (Marotti, K. R., et al: *Nature* (1993) 364: 73-75.) Also, inhibition of CETP activity with an inhibitory antibody raises HDL-cholesterol in hamster (Evans, G. F., et al: *J. of Lipid Research* (1994) 35: 1634-1645.) and rabbit (Whitlock, M. E., et al: *J. Clin. Invest* (1989) 84: 129-137). Suppression of increased plasma CETP by intravenous injection with antisense oligodeoxynucleotides against CETP mRNA reduced atherosclerosis in cholesterol-fed rabbits (Sugano, M., et al: *J. of Biol. Chem.* (1998) 273: 5033-5036.) Importantly, human subjects deficient in plasma CETP, due to a genetic mutation possess markedly elevated plasma HDL-cholesterol levels and apolipoprotein A-I, the major apoprotein component of HDL. In addition, most demonstrate markedly decreased plasma LDL cholesterol and apolipoprotein B (the major apolipoprotein component of LDL. (Inazu, A., Brown, M. L., Hesler, C. B., et al: *N. Engl. J. Med.* (1990) 323:1234-1238.)

Given the negative correlation between the levels of HDL cholesterol and HDL associated lipoproteins, and the positive correlation between triglycerides, LDL cholesterol, and their associated apolipoproteins in blood with the development of cardiovascular, cerebral vascular and peripheral vascular diseases, the Formula I compounds of this invention, their prodrugs and the salts of such compounds and prodrugs, by virtue of their pharmacologic action, are useful for the prevention, arrestment and/or regression of atherosclerosis and its associated disease states. These include cardiovascular disorders (e.g., angina, cardiac ischemia and myocardial infarction), complications due to cardiovascular disease therapies (e.g., reperfusion injury and angioplastic restenosis), hypertension, stroke, and atherosclerosis associated with organ transplantation.

Because of the beneficial effects widely associated with elevated HDL levels, an agent which inhibits CETP activity in humans, by virtue of its HDL increasing ability, also provides valuable avenues for therapy in a number of other disease areas as well.

Thus, given the ability of the Formula I compounds of this invention, their prodrugs and the salts of such compounds

and prodrugs to alter lipoprotein composition via inhibition of cholesterol ester transfer, they are of use in the treatment of vascular complications associated with diabetes. Hyperlipidemia is present in most subjects with diabetes mellitus (Howard, B. V. 1987. *J. Lipid Res.* 28, 613). Even in the presence of normal lipid levels, diabetic subjects experience a greater risk of cardiovascular disease (Kannel, W. B. and McGee, D. L. 1979. *Diabetes Care* 2, 120). CETP-mediated cholesteryl ester transfer is known to be abnormally increased in both insulin-dependent (Bagdade, J. D., Subbaiah, P. V. and Ritter, M. C. 1991. *Eur. J. Clin. Invest.* 21, 161) and non-insulin dependent diabetes (Bagdade, J. D., Ritter, M. C., Lane, J. and Subbaiah. 1993. *Atherosclerosis* 104, 69). It has been suggested that the abnormal increase in cholesterol transfer results in changes in lipoprotein composition, particularly for VLDL and LDL, that are more atherogenic (Bagdade, J. D., Wagner, J. D., Rudel, L. L., and Clarkson, T. B. 1995. *J. Lipid Res.* 36, 759). These changes would not necessarily be observed during routine lipid screening. Thus the present invention will be useful in reducing the risk of vascular complications as a result of the diabetic condition.

The described agents are useful in the treatment of obesity. In both humans (Radeau, T., Lau, P., Robb, M., McDonnell, M., Ailhaud, G. and McPherson, R., 1995. *Journal of Lipid Research.* 36 (12):2552-61) and nonhuman primates (Quinet, E., Tall, A., Ramakrishnan, R. and Rudel, L., 1991. *Journal of Clinical Investigation.* 87 (5):1559-66) mRNA for CETP is expressed at high levels in adipose tissue. The adipose message increases with fat feeding (Martin, L. J., Connelly, P. W., Nanchoo, D., Wood, N., Zhang, Z. J., Maguire, G., Quinet, E., Tall, A. R., Marcel, Y. L. and McPherson, R., 1993. *Journal of Lipid Research.* 34 (3):437-46), and is translated into functional transfer protein and through secretion contributes significantly to plasma CETP levels. In human adipocytes the bulk of cholesterol is provided by plasma LDL and HDL (Fong, B. S., and Angel, A., 1989. *Biochimica et Biophysica Acta.* 1004 (1):53-60). The uptake of HDL cholesteryl ester is dependent in large part on CETP (Benoist, F., Lau, P., McDonnell, M., Doelle, H., Milne, R. and McPherson, R., 1997. *Journal of Biological Chemistry.* 272 (38):23572-7). This ability of CETP to stimulate HDL cholesteryl uptake, coupled with the enhanced binding of HDL to adipocytes in obese subjects (Jimenez, J. G., Fong, B., Julien, P., Despres, J. P., Rotstein, L., and Angel, A., 1989. *International Journal of Obesity.* 13 (5):699-709), suggests a role for CETP, not only in generating the low HDL phenotype for these subjects, but in the development of obesity itself by promoting cholesterol accumulation. Inhibitors of CETP activity that block this process therefore serve as useful adjuvants to dietary therapy in causing weight reduction.

CETP inhibitors are useful in the treatment of inflammation due to Gram-negative sepsis and septic shock. For example, the systemic toxicity of Gram-negative sepsis is in large part due to endotoxin, a lipopolysaccharide (LPS) released from the outer surface of the bacteria, which causes an extensive inflammatory response. Lipopolysaccharide can form complexes with lipoproteins (Ulevitch, R. J., Johhston, A. R., and Weinstein, D. B., 1981. *J. Clin. Invest.* 67, 827-37). In vitro studies have demonstrated that binding of LPS to HDL substantially reduces the production and release of mediators of inflammation (Ulevitch, R. J., Johhston, A. R., 1978. *J. Clin. Invest.* 62, 1313-24). In vivo studies show that transgenic mice expressing human apo-AI and elevated HDL levels are protected from septic shock (Levine, D. M., Parker, T. S., Donnelly, T. M., Walsh, A. M.,

and Rubin, A. L. 1993. *Proc. Natl. Acad. Sci.* 90, 12040-44). Importantly, administration of reconstituted HDL to humans challenged with endotoxin resulted in a decreased inflammatory response (Pajkrt, D., Doran, J. E., Koster, F., Lerch, P. G., Arnet, B., van der Poll, T., ten Cate, J. W., and van Deventer, S. J. H. 1996. *J. Exp. Med.* 184, 1601-08). The CETP inhibitors, by virtue of the fact that they raise HDL levels, attenuate the development of inflammation and septic shock.

The utility of the Formula I compounds of the invention, their prodrugs and the salts of such compounds and prodrugs as medical agents in the treatment of the above described disease/conditions in mammals (e.g. humans, male or female) is demonstrated by the activity of the compounds of this invention in conventional assays and the in vivo assay described below. The in vivo assay (with appropriate modifications within the skill in the art) may be used to determine the activity of other lipid or triglyceride controlling agents as well as the compounds of this invention. The combination protocol described below is useful for demonstrating the utility of the combinations of the lipid and triglyceride agents (e.g., the compounds of this invention) described herein. Such assays also provide a means whereby the activities of the Formula I compounds of this invention, their prodrugs and the salts of such compounds and prodrugs (or the other agents described herein) can be compared to each other and with the activities of other known compounds. The results of these comparisons are useful for determining dosage levels in mammals, including humans, for the treatment of such diseases.

The following protocols can of course be varied by those skilled in the art.

The hyperalphacholesterolemic activity of the Formula I compounds can be determined by assessing the effect of these compounds on the action of cholesteryl ester transfer protein by measuring the relative transfer ratio of radiolabeled lipids between lipoprotein fractions, essentially as previously described by Morton in *J. Biol. Chem.* 256, 11992, 1981 and by Dias in *Clin. Chem.* 34, 2322, 1988.

CETP In Vitro Assay

The following is a brief description of the assay of cholesteryl ester transfer in human plasma (in vitro) and animal plasma (ex vivo): CETP activity in the presence or absence of drug is assayed by determining the transfer of ³H-labeled cholesteryl oleate (CO) from exogenous tracer HDL to the nonHDL lipoprotein fraction in human plasma, or from ³H-labeled LDL to the HDL fraction in transgenic mouse plasma. Labeled human lipoprotein substrates are prepared similarly to the method described by Morton in which the endogenous CETP activity in plasma is employed to transfer ³H-CO from phospholipid liposomes to all the lipoprotein fractions in plasma. ³H-labeled LDL and HDL are subsequently isolated by sequential ultracentrifugation at the density cuts of 1.019-1.063 and 1.10-1.21 g/ml, respectively. For the activity assay, ³H-labeled lipoprotein is added to plasma at 10-25 nmoles CO/ml and the samples incubated at 37° C. for 2.5-3 hrs. Non-HDL lipoproteins are then precipitated by the addition of an equal volume of 20% (wt/vol) polyethylene glycol 8000 (Dias). The samples are centrifuged 750 g x 20 minutes and the radioactivity contained in the HDL containing supernatant determined by liquid scintillation. Introducing varying quantities of the compounds of this invention as a solution in dimethylsulfoxide to human plasma, before addition of the radiolabeled cholesteryl oleate, and comparing the relative amounts of radiolabel transferred allows relative cholesteryl ester transfer inhibitory activities to be determined.

CETP In Vivo Assay

Activity of these compounds in vivo can be determined by the amount of agent required to be administered, relative to control, to inhibit cholesteryl ester transfer activity by 50% at various time points ex vivo or to elevate HDL cholesterol by a given percentage in a CETP-containing animal species. Transgenic mice expressing both human CETP and human apolipoprotein AI (Charles River, Boston, Mass.) may be used to assess compounds in vivo. The compounds to be examined are administered by oral gavage in an emulsion vehicle containing olive oil and sodium taurocholate. Blood is taken from mice retroorbitally before dosing. At various times after dosing, ranging from 4 h to 24 h, the animals are sacrificed, blood obtained by heart puncture, and lipid parameters measured, including total cholesterol, HDL and LDL cholesterol, and triglycerides. CETP activity is determined by a method similar to that described above except that ³H-cholesteryl oleate containing LDL is used as the donor source as opposed to HDL. The values obtained for lipids and transfer activity are compared to those obtained prior to dosing and/or to those from mice receiving vehicle alone.

Plasma Lipids Assay

The activity of these compounds may also be demonstrated by determining the amount of agent required to alter plasma lipid levels, for example HDL cholesterol levels, LDL cholesterol levels, VLDL cholesterol levels or triglycerides, in the plasma of certain mammals, for example marmosets that possess CETP activity and a plasma lipoprotein profile similar to that of humans (Crook et al. *Arteriosclerosis* 10, 625, 1990). Adult marmosets are assigned to treatment groups so that each group has a similar mean \pm SD for total, HDL, and/or LDL plasma cholesterol concentrations. After group assignment, marmosets are dosed daily with compound as a dietary admix or by intragastric intubation for from one to eight days. Control marmosets receive only the dosing vehicle. Plasma total, LDL VLDL and HDL cholesterol values can be determined at any point during the study by obtaining blood from an antecubital vein and separating plasma lipoproteins into their individual subclasses by density gradient centrifugation, and by measuring cholesterol concentration as previously described (Crook et al. *Arteriosclerosis* 10, 625, 1990).

In Vivo Atherosclerosis Assay

Anti-atherosclerotic effects of the compounds can be determined by the amount of compound required to reduce the lipid deposition in rabbit aorta. Male New Zealand White rabbits are fed a diet containing 0.2% cholesterol and 10% coconut oil for 4 days (meal-fed once per day). Rabbits are bled from the marginal ear vein and total plasma cholesterol values are determined from these samples. The rabbits are then assigned to treatment groups so that each group has a similar mean \pm SD for total plasma cholesterol concentration, HDL cholesterol concentration, triglyceride concentration and/or cholesteryl ester transfer protein activity. After group assignment, rabbits are dosed daily with compound given as a dietary admix or on a small piece of gelatin based confection. Control rabbits receive only the dosing vehicle, be it the food or the gelatin confection. The cholesterol/coconut oil diet is continued along with the compound administration throughout the study. Plasma cholesterol values and cholesteryl ester transfer protein activity can be determined at any point during the study by obtaining

blood from the marginal ear vein. After 3–5 months, the rabbits are sacrificed and the aortae are removed from the thoracic arch to the branch of the iliac arteries. The aortae are cleaned of adventitia, opened longitudinally and then stained with Sudan IV as described by Holman et. al. (*Lab. Invest.* 1958, 7, 42–47). The percent of the surface area stained is quantitated by densitometry using an Optimas Image Analyzing System (Image Processing Systems). Reduced lipid deposition is indicated by a reduction in the percent surface area stained in the compound-receiving group in comparison with the control rabbits.

Antiobesity Protocol

The ability of CETP inhibitors to cause weight loss can be assessed in obese human subjects with body mass index (BMI) \geq 30 kg/m². Doses of inhibitor are administered sufficient to result in an increase of \geq 25% in HDL cholesterol levels. BMI and body fat distribution, defined as waist (W) to hip (H) ratio (WHR), are monitored during the course of the 3–6 month studies, and the results for treatment groups compared to those receiving placebo.

In Vivo Sepsis Assay

In vivo studies show that transgenic mice expressing human apo-AI and elevated HDL levels are protected from septic shock. Thus the ability of CETP inhibitors to protect from septic shock can be demonstrated in transgenic mice expressing both human apo-AI and human CETP transgenes (Levine, D. M., Parker, T. S., Donnelly, T. M., Walsh, A. M. and Rubin, A. L., 1993. *Proc. Natl. Acad. Sci.* 90, 12040–44). LPS derived from *E. coli* is administered at 30 mg/kg by i.p. injection to animals which have been administered a CETP inhibitor at an appropriate dose to result in elevation of HDL. The number of surviving mice is determined at times up to 48 h after LPS injection and compared to those mice administered vehicle (minus CETP inhibitor) only.

Administration of the compounds of this invention can be via any method which delivers a compound of this invention systemically and/or locally. These methods include oral routes, parenteral, intraduodenal routes, etc. Generally, the compounds of this invention are administered orally, but parenteral administration (e.g., intravenous, intramuscular, subcutaneous or intramedullary) may be utilized, for example, where oral administration is inappropriate for the target or where the patient is unable to ingest the drug.

In general an amount of a compound of this invention is used that is sufficient to achieve the therapeutic effect desired (e.g., HDL elevation).

In general an effective dosage for the Formula I compounds of this invention, their prodrugs and the salts of such compounds and prodrugs is in the range of 0.01 to 10 mg/kg/day, preferably 0.1 to 5 mg/kg/day.

A dosage of the combination pharmaceutical agents to be used in conjunction with the CETP inhibitors is used that is effective for the indication being treated.

For example, typically an effective dosage for HMG-CoA reductase inhibitors is in the range of 0.01 to 100 mg/kg/day. In general an effect dosage for the MTP/Apo B secretion inhibitors is in the range of 0.01 to 100 mg/kg/day.

The compounds of the present invention are generally administered in the form of a pharmaceutical composition comprising at least one of the compounds of this invention together with a pharmaceutically acceptable vehicle, diluent or carrier. Thus, the compounds of this invention can be

administered individually or together in any conventional oral, parenteral, rectal or transdermal dosage form.

For oral administration a pharmaceutical composition can take the form of solutions, suspensions, tablets, pills, capsules, powders, and the like. Tablets containing various excipients such as sodium citrate, calcium carbonate and calcium phosphate are employed along with various disintegrants such as starch and preferably potato or tapioca starch and certain complex silicates, together with binding agents such as polyvinylpyrrolidone, sucrose, gelatin and acacia. Additionally, lubricating agents such as magnesium stearate, sodium lauryl sulfate and talc are often very useful for tableting purposes. Solid compositions of a similar type are also employed as fillers in soft and hard-filled gelatin capsules; preferred materials in this connection also include lactose or milk sugar as well as high molecular weight polyethylene glycols. A preferred formulation is a solution or suspension in an oil, for example olive oil, Miglyol™ or Capmul™, in a soft gelatin capsule. Antioxidants may be added to prevent long term degradation as appropriate. When aqueous suspensions and/or elixirs are desired for oral administration, the compounds of this invention can be combined with various sweetening agents, flavoring agents, coloring agents, emulsifying agents and/or suspending agents, as well as such diluents as water, ethanol, propylene glycol, glycerin and various like combinations thereof.

For purposes of parenteral administration, solutions in sesame or peanut oil or in aqueous propylene glycol can be employed, as well as sterile aqueous solutions of the corresponding water-soluble salts. Such aqueous solutions may be suitably buffered, if necessary, and the liquid diluent first rendered isotonic with sufficient saline or glucose. These aqueous solutions are especially suitable for intravenous, intramuscular, subcutaneous and intraperitoneal injection purposes. In this connection, the sterile aqueous media employed are all readily obtainable by standard techniques well-known to those skilled in the art.

For purposes of transdermal (e.g., topical) administration, dilute sterile, aqueous or partially aqueous solutions (usually in about 0.1% to 5% concentration), otherwise similar to the above parenteral solutions, are prepared.

Methods of preparing various pharmaceutical compositions with a certain amount of active ingredient are known, or will be apparent in light of this disclosure, to those skilled in this art. For examples of methods of preparing pharmaceutical compositions, see *Remington's Pharmaceutical Sciences*, Mack Publishing Company, Easter, Pa., 15th Edition (1975).

Pharmaceutical compositions according to the invention may contain 0.1%–95% of the compound(s) of this invention, preferably 1%–70%. In any event, the composition or formulation to be administered will contain a quantity of a compound(s) according to the invention in an amount effective to treat the disease/condition of the subject being treated, e.g., atherosclerosis.

Since the present invention has an aspect that relates to the treatment of the disease/conditions described herein with a combination of active ingredients which may be administered separately, the invention also relates to combining separate pharmaceutical compositions in kit form. The kit comprises two separate pharmaceutical compositions: a compound of Formula I a prodrug thereof or a salt of such compound or prodrug and a second compound as described above. The kit comprises means for containing the separate compositions such as a container, a divided bottle or a divided foil packet. Typically the kit comprises directions

for the administration of the separate components. The kit form is particularly advantageous when the separate components are preferably administered in different dosage forms (e.g., oral and parenteral), are administered at different dosage intervals, or when titration of the individual components of the combination is desired by the prescribing physician.

An example of such a kit is a so-called blister pack. Blister packs are well known in the packaging industry and are being widely used for the packaging of pharmaceutical unit dosage forms (tablets, capsules, and the like). Blister packs generally consist of a sheet of relatively stiff material covered with a foil of a preferably transparent plastic material. During the packaging process recesses are formed in the plastic foil. The recesses have the size and shape of the tablets or capsules to be packed. Next, the tablets or capsules are placed in the recesses and the sheet of relatively stiff material is sealed against the plastic foil at the face of the foil which is opposite from the direction in which the recesses were formed. As a result, the tablets or capsules are sealed in the recesses between the plastic foil and the sheet. Preferably the strength of the sheet is such that the tablets or capsules can be removed from the blister pack by manually applying pressure on the recesses whereby an opening is formed in the sheet at the place of the recess. The tablet or capsule can then be removed via said opening.

It may be desirable to provide a memory aid on the kit, e.g., in the form of numbers next to the tablets or capsules whereby the numbers correspond with the days of the regimen which the tablets or capsules so specified should be ingested. Another example of such a memory aid is a calendar printed on the card, e.g., as follows "First Week, Monday, Tuesday, . . . etc. . . . Second Week, Monday, Tuesday, . . ." etc. Other variations of memory aids will be readily apparent. A "daily dose" can be a single tablet or capsule or several pills or capsules to be taken on a given day. Also, a daily dose of Formula I compound can consist of one tablet or capsule while a daily dose of the second compound can consist of several tablets or capsules and vice versa. The memory aid should reflect this.

In another specific embodiment of the invention, a dispenser designed to dispense the daily doses one at a time in the order of their intended use is provided. Preferably, the dispenser is equipped with a memory-aid, so as to further facilitate compliance with the regimen. An example of such a memory-aid is a mechanical counter which indicates the number of daily doses that has been dispensed. Another example of such a memory-aid is a battery-powered microchip memory coupled with a liquid crystal readout, or audible reminder signal which, for example, reads out the date that the last daily dose has been taken and/or reminds one when the next dose is to be taken.

The compounds of this invention either alone or in combination with each other or other compounds generally will be administered in a convenient formulation. The following formulation examples only are illustrative and are not intended to limit the scope of the present invention.

In the formulations which follow, "active ingredient" means a compound of this invention.

57

Formulation 1: Gelatin Capsules

Hard gelatin capsules are prepared using the following:

Ingredient	Quantity (mg/capsule)
Active ingredient	0.25–100
Starch, NF	0–650
Starch flowable powder	0–50
Silicone fluid 350 centistokes	0–15

A tablet formulation is prepared using the ingredients below:

Formulation 2: Tablets

Ingredient	Quantity (mg/tablet)
Active ingredient	0.25–100
Cellulose, microcrystalline	200–650
Silicon dioxide, fumed	10–650
Stearate acid	5–15

The components are blended and compressed to form tablets.

Alternatively, tablets each containing 0.25–100 mg of active ingredients are made up as follows:

Formulation 3: Tablets

Ingredient	Quantity (mg/tablet)
Active ingredient	0.25–100
Starch	45
Cellulose, microcrystalline	35
Polyvinylpyrrolidone (as 10% solution in water)	4
Sodium carboxymethyl cellulose	4.5
Magnesium stearate	0.5
Talc	1

The active ingredients, starch, and cellulose are passed through a No. 45 mesh U.S. sieve and mixed thoroughly. The solution of polyvinylpyrrolidone is mixed with the resultant powders which are then passed through a No. 14 mesh U.S. sieve. The granules so produced are dried at 50°–60° C. and passed through a No. 18 mesh U.S. sieve. The sodium carboxymethyl starch, magnesium stearate, and talc, previously passed through a No. 60 U.S. sieve, are then added to the granules which, after mixing, are compressed on a tablet machine to yield tablets.

Suspensions each containing 0.25–100 mg of active ingredient per 5 ml dose are made as follows:

Formulation 4: Suspensions

Ingredient	Quantity (mg/5 ml)
Active ingredient	0.25–100 mg
Sodium carboxymethyl cellulose	50 mg
Syrup	1.25 mg
Benzoic acid solution	0.10 mL
Flavor	q.v.
Color	q.v.
Purified Water to	5 mL

The active ingredient is passed through a No. 45 mesh U.S. sieve and mixed with the sodium carboxymethyl cellulose and syrup to form smooth paste. The benzoic acid solution, flavor, and color are diluted with some of the water

58

and added, with stirring. Sufficient water is then added to produce the required volume.

An aerosol solution is prepared containing the following ingredients:

Formulation 5: Aerosol

Ingredient	Quantity (% by weight)
Active ingredient	0.25
Ethanol	25.75
Propellant 22 (Chlorodifluoromethane)	70.00

The active ingredient is mixed with ethanol and the mixture added to a portion of the propellant 22, cooled to 30° C., and transferred to a filling device. The required amount is then fed to a stainless steel container and diluted with the remaining propellant. The valve units are then fitted to the container.

Suppositories are prepared as follows:

Formulation 6: Suppositories

Ingredient	Quantity (mg/suppository)
Active ingredient	250
Saturated fatty acid glycerides	2,000

The active ingredient is passed through a No. 60 mesh U.S. sieve and suspended in the saturated fatty acid glycerides previously melted using the minimal necessary heat. The mixture is then poured into a suppository mold of nominal 2 g capacity and allowed to cool.

An intravenous formulation is prepared as follows:

Formulation 7: Intravenous Solution

Ingredient	Quantity
Active ingredient dissolved in ethanol 1%	20 mg
Intralipid™ emulsion	1,000 mL

The solution of the above ingredients is intravenously administered to a patient at a rate of about 1 mL per minute.

Soft gelatin capsules are prepared using the following:

Formulation 8: Soft Gelatin Capsule with Oil Formulation

Ingredient	Quantity (mg/capsule)
Active ingredient	10–500
Olive Oil or Miglyol™ Oil	500–1000

The active ingredient above may also be a combination of agents.

General Experimental Procedures

NMR spectra were recorded on a Varian XL-300 (Varian Co., Palo Alto Calif.), a Bruker AM-300 spectrometer (Bruker Co., Billerica, Mass.) or a Varian Unity 400 at about 23° C. at 300 MHz for proton and 75.4 MHz for carbon nuclei. Chemical shifts are expressed in parts per million downfield from tetramethylsilane. The peak shapes are denoted as follows: s, singlet; d, doublet; t, triplet; q, quartet; m, multiplet; bs=broad singlet. Resonances designated as exchangeable did not appear in a separate NMR experiment where the sample was shaken with several drops of D₂O in the same solvent. Atmospheric pressure chemical ionization (APCI) mass spectra were obtained on a Fisons Platform II

Spectrometer. Chemical ionization mass spectra were obtained on a Hewlett-Packard 5989 instrument (Hewlett-Packard Co., Palo Alto, Calif.) (ammonia ionization, PBMS). Where the intensity of chlorine or bromine-containing ions are described, the expected intensity ratio was observed (approximately 3:1 for $^{35}\text{Cl}/\text{Cl}$ -containing ions) and 1:1 for $^{79}\text{Br}/^{81}\text{Br}$ -containing ions) and the intensity of only the lower mass ion is given.

Column chromatography was performed with either Baker Silica Gel (40 μm) (J.T. Baker, Phillipsburg, N.J.) or Silica Gel 60 (EM Sciences, Gibbstown, N.J.) in glass columns under low nitrogen pressure. Radial Chromatography was performed using a Chromatron (model 7924T, Harrison Research). Unless otherwise specified, reagents were used as obtained from commercial sources. Dimethylformamide, 2-propanol, tetrahydrofuran, and dichloromethane used as reaction solvents were the anhydrous grade supplied by Aldrich Chemical Company (Milwaukee, Wis.). Microanalyses were performed by Schwarzkopf Microanalytical Laboratory, Woodside, N.Y. The terms "concentrated" and "evaporated" refer to removal of solvent at water aspirator pressure on a rotary evaporator with a bath temperature of less than 45° C. Reactions conducted at "0–20° C." or "0–25° C." were conducted with initial cooling of the vessel in an insulated ice bath which was allowed to warm to room temperature over several hours. The abbreviation "min" and "h" stand for "minutes" and "hours" respectively.

EXAMPLES

Example 1A and Example 1B

cis-(2-Methyl-2,3,4,6,7,8-hexahydro-1H-cyclopenta[g]quinolin-4-yl)-carbamic acid benzyl ester and cis-(2-methyl-2,3,4,6,7,8-hexahydro-1H-cyclopenta[f]quinolin-4-yl) carbamic acid benzyl ester: Indan-5-ylamine (1.5 g, 11.3 mmol) was dissolved in anhydrous dichloromethane (50 mL). Sodium sulfate (1.0 g) was added, and the mixture was cooled to -25° C. Acetaldehyde (0.63 mL, 11.3 mmol) was added and the reaction was stirred at -25° C. for 1 h. The solid sodium sulfate was then filtered off, and to the filtrate at -25° C. was added O-benzyl-N-vinyl carbamate (2.0 g, 11.3 mmol), followed by boron trifluoride diethyl etherate (0.14 mL, 1.13 mmol). The reaction was stirred at -25° C. for 1 h and was allowed to warm to room temperature over 30 min. The reaction mixture was concentrated and the crude product was purified by silica gel chromatography using ethyl acetate/hexanes as eluent to afford 800 mg cis-(2-methyl-2,3,4,6,7,8-hexahydro-1H-cyclopenta[g]quinolin-4-yl)-carbamic acid benzyl ester, ^1H NMR (CDCl_3) δ 1.1 (d, 3H), 1.5 (q, 1H), 2.3 (m, 1H), 3.5 (m, 1H), 5.1 (s, 2H), 6.4 (s, 1H), 7.0 (s, 1H), 7.4 (m, 5H); and 260 mg of cis-(2-methyl-2,3,4,6,7,8-hexahydro-1H-cyclopenta[f]quinolin-4-yl)-carbamic acid benzyl ester, ^1H NMR (CDCl_3) δ 1.1 (d, 3H), 1.5 (q, 1H), 2.3 (m, 1H), 3.5 (m, 1H), 5.1 (s, 2H), 6.4 (s, 1H), 7.0 (s, 1H), 7.4 (m, 5H).

Example 1C

cis-4-Benzyloxycarbonylamino-2-methyl-2,3,4,6,7,8-hexahydro-cyclopenta[g]quinoline-1-carboxylic acid ethyl ester: To a solution of cis-(2-methyl-2,3,4,6,7,8-hexahydro-1H-cyclopenta[g]quinolin-4-yl)-carbamic acid benzyl ester (Example 1A) (2.0 g, 4.9 mmol) in anhydrous dichloromethane (50 mL) was added pyridine (1.0 mL). The mixture was cooled to 0° C., and ethyl chloroformate (1.0 mL) was slowly added. The reaction was stirred at 0° C. for 30 min, then at room temperature for 4 h. The reaction

mixture was washed twice with 25 mL of 2N HCl. The organic layer was dried over magnesium sulfate, filtered and concentrated in vacuo. Purification by silica gel chromatography using 15% ethyl acetate/hexanes as eluent afforded the title product (500 mg). ^1H NMR (CDCl_3) δ 1.1 (d, 3H), 1.2 (t, 3H), 4.2 (m, 2H), 5.2 (s, 2H), 7.0 (s, 1H), 7.3 (s, 1H), 7.4 (m, 5H).

Example 1D

cis-4-Amino-2-methyl-2,3,4,6,7,8-hexahydro-cyclopenta[g]quinoline-1-carboxylic acid ethyl ester: cis-4-Benzyloxycarbonylamino-2-methyl-2,3,4,6,7,8-hexahydro-cyclopenta[g]quinoline-1-carboxylic acid ethyl ester (Example 1C) (500 mg), 10% palladium on carbon (150 mg), and a mixture of ethanol-cyclohexene (1:1, 50 mL) was heated at reflux for 2 h. The reaction mixture was cooled to room temperature, filtered through Celite®, and concentrated in vacuo. Purification by silica gel chromatography using 5% methanol/ethyl acetate afforded the title product (350 mg). MS m/z 258 ($M^+ - 16$); ^1H NMR (CDCl_3) δ 1.1 (d, 3H), 1.3 (t, 3H), 2.1 (m, 2H), 2.4 (m, 1H), 4.2 (m, 2H), 4.5 (m, 1H), 3.8 (dd, 1H), 7.2 (s, 2H).

Example 1E

cis-4-(3,5-Bis-trifluoromethyl-benzylamino)-2-methyl-2,3,4,6,7,8-hexahydro-cyclopenta[g]quinoline-1-carboxylic acid ethyl ester: To a solution of cis-4-amino-2-methyl-2,3,4,6,7,8-hexahydro-cyclopenta[g]quinoline-1-carboxylic acid ethyl ester (Example 1D) (0.35 g, 1.28 mmol) in anhydrous 1,2-dichloroethane (50 mL) was added acetic acid (0.073 mL, 1.28 mmol), followed by 3,5-bis(trifluoromethyl)benzaldehyde (0.21 mL, 1.28 mmol) and sodium triacetoxyborohydride (0.406 g, 1.92 mmol). The reaction was stirred at room temperature for 18 h. The reaction mixture was then diluted with chloroform and washed with 1N NaOH. The organic layer was separated, dried over magnesium sulfate, filtered and concentrated in vacuo. Purification by silica gel chromatography using 10% ethyl acetate/hexanes as eluent afforded the title product (approximately 300 mg). ^1H NMR (CDCl_3) δ 1.1 (d, 3H), 1.3 (t, 3H), 2.6 (m, 1H), 3.6 (dd, 1H), 4.5 (m, 1H), 7.30 (s, 1H), 7.35 (s, 1H), 7.8 (s, 1H), 8.0 (s, 2H).

Example 2

4-[Acetyl-(3,5-bis-trifluoromethyl-benzyl)-amino]-2-methyl-2,3,4,6,7,8-hexahydro-cyclopenta[g]quinoline-1-carboxylic acid ethyl ester. A solution of cis-4-(3,5-bis-trifluoromethyl-benzylamino)-2-methyl-2,3,4,6,7,8-hexahydro-cyclopenta[g]quinoline-1-carboxylic acid ethyl ester (Example 1E) (50 mg, 0.1 mmol) and pyridine (0.15 mL, 1.85 mmol) in dichloromethane (2.5 mL) was cooled in an ice water bath as acetyl chloride (0.2 mL, 2.8 mmol) was added by syringe. After stirring overnight at room temperature, the mixture was washed with 2N HCl, dried over magnesium sulfate, filtered, and concentrated in vacuo. The residue was purified by silica gel chromatography eluting with 25% ethyl acetate/hexanes to afford 20 mg of the title compound. MS m/z 542.5 (M^+); ^1H NMR δ 1.1 (d, 3H), 2.3 (s, 3H), 6.8 (s, 1H), 7.3 (s, 1H).

Example 3A

Propylidene-(4-trifluoromethyl-phenyl)-amine: To a solution of 4-trifluoromethylaniline (3.3 g, 20.5 mmol) and triethyl amine (8.3 g, 83 mmol) in 100 mL of dichloromethane, cooled in an ice/water bath, was added

61

slowly titanium tetrachloride (11.4 mL of a 1.0M solution in dichloromethane, 11.4 mmol). After 25 min, propionaldehyde (1.8 g, 25.6 mmol) was added slowly as a solution in dichloromethane. After an additional hour of stirring in the ice/water bath, an aqueous potassium carbonate solution was added (~100 mL of a 1M solution). The organic phase was separated, dried over magnesium sulfate, filtered and concentrated in vacuo to afford the crude title product which was used without further purification. $^1\text{H NMR}$ (CDCl_3) δ 1.2 (t, 3H), 2.5 (dq, 2H), 7.05 (d, 2H), 7.56 (d, 2H), 7.84 (t, 1H, $J=4.4$ Hz).

Example 3B

cis-(2-Ethyl-6-trifluoromethyl-1,2,3,4-tetrahydroquinolin-4-yl)-carbamic acid benzyl ester: The crude propylidene-(4-trifluoromethyl-phenyl)-amine from Example 3A and O-benzyl-N-vinyl carbamate (3.1 g, 17.4 mmol) were combined in 200 mL of dichloromethane, and the mixture was cooled in an ice/water bath as boron trifluoride diethyl etherate (0.25 g, 1.7 mmol) was added. After stirring at room temperature for 1 h, the reaction mixture was concentrated to ~50 mL and directly purified by silica gel chromatography using 50% dichloromethane/hexanes as eluent to afford 2.5 g of the title product. $^1\text{H NMR}$ (CDCl_3) δ 0.96 (t, 3H), 1.42 (q, 1H), 1.53 (m, 2H), 2.29 (m, 1H), 3.37 (m, 1H), 4.05 (s, 1H), 4.88 (d, 1H), 5.00 (m, 1H), 5.16 (s, 2H), 6.44 (d, 1H), 7.20 (dd, 1H), 7.38 (m, 6H).

Example 3C

cis-4-Benzyloxycarbonylamino-2-ethyl-6-trifluoromethyl-3,4-dihydro-2H-quinoline-1-carboxylic acid ethyl ester: A solution of cis-(2-ethyl-6-trifluoromethyl-1,2,3,4-tetrahydroquinolin-4-yl)-carbamic acid benzyl ester (Example 3B) (37.0 g, 97.9 mmol) and pyridine (23.2 g, 293.7 mmol) in dichloromethane (1 L) was cooled in an ice/water bath as ethyl chloroformate (37.2 g, 342.6 mmol) was added slowly. After stirring at room temperature overnight, the mixture was cooled with an ice/water bath as a 1M potassium hydroxide solution was added to quench the reaction. The organic phase was washed twice with a 2M hydrochloric acid solution, dried over magnesium sulfate, filtered and concentrated in vacuo to afford the crude product which was purified by silica gel chromatography using 10–15% ethyl acetate/hexanes as eluent to afford 40 g of the title product. $^1\text{H NMR}$ (CDCl_3) δ 0.83 (t, 3H), 1.28 (t, 3H), 1.4–1.6 (m, 3H), 2.53 (m, 1H), 4.23 (m, 2H), 4.47 (m, 1H), 4.80 (m, 1H), 4.94 (m, 1H), 5.18 (s, 2H), 7.3–7.6 (m, 8H).

Example 3D

cis-4-Amino-2-ethyl-6-trifluoromethyl-3,4-dihydro-2H-quinoline-1-carboxylic acid ethyl ester: A solution of cis-4-benzyloxycarbonylamino-2-ethyl-6-trifluoromethyl-3,4-dihydro-2H-quinoline-1-carboxylic acid ethyl ester (Example 3C) (18.0 g, 40 mmol) in 150 mL each of cyclohexene and ethanol was treated with 10% palladium on carbon (10.0 g, 50% water by weight). After heating at reflux for 1 h, the cooled mixture was filtered through Celite® and concentrated in vacuo to afford the crude product, which was purified by silica gel chromatography using 25–50% ethyl acetate/hexanes as eluent to afford 8.8 g of the title product. $^1\text{H NMR}$ (CDCl_3) δ 0.83 (t, 3H), 1.25 (m, 4H), 1.45 (m, 1H), 1.6 (m, 1H), 2.49 (m, 1H), 3.81 (m, 1H), 4.2 (m, 2H), 4.4 (m, 1H), 7.47 (m, 2H), 7.69 (s, 1H).

Example 3E

cis-4-(3,5-Bis-trifluoromethyl-benzylamino)-2-ethyl-6-trifluoromethyl-3,4-dihydro-2H-quinoline-1-carboxylic acid

62

ethyl ester: A solution of cis-4-amino-2-ethyl-6-trifluoromethyl-3,4-dihydro-2H-quinoline-1-carboxylic acid ethyl ester (Example 3D) (8.8 g, 27.8 mmol) was treated sequentially with acetic acid (5.0 g, 83.5 mmol), 3,5-bis-trifluoromethyl-benzaldehyde (6.74 g, 27.8 mmol), followed by sodium triacetoxyborohydride (29.5 g, 139.2 mmol). After stirring at room temperature for 24 h, the mixture was combined with 500 mL of 1M potassium hydroxide, and the aqueous layer was extracted with dichloromethane (2x200 mL). The combined organic phases were dried over magnesium sulfate, filtered and concentrated in vacuo to afford the crude product, which was purified by silica gel chromatography using 5–10% ethyl acetate/hexanes as eluent to afford 13.8 g of the title product. $^1\text{H NMR}$ (CDCl_3) δ 0.85 (t, 3H), 1.27 (m, 4H), 1.45 (m, 2H), 1.67 (m, 1H), 2.66 (m, 1H), 3.56 (m, 1H), 4.1–4.3 (m, 4H), 4.42 (m, 1H), 7.49 (d, 1H, $J=8.5$ Hz), 7.52 (d, 1H, $J=8.5$ Hz), 7.76 (s, 1H), 7.79 (s, 1H), 7.91 (s, 2H).

Example 3F

cis-4-[(3,5-Bis-trifluoromethyl-benzyl)-formyl-amino]-2-ethyl-6-trifluoromethyl-3,4-dihydro-2H-quinoline-1-carboxylic acid ethyl ester: A solution of cis-4-(3,5-bis-trifluoromethyl-benzylamino)-2-ethyl-6-trifluoromethyl-3,4-dihydro-2H-quinoline-1-carboxylic acid ethyl ester (Example 3E) (2.0 g, 3.65 mmol) in 20 mL of formic acid was treated with acetic anhydride (11.29 g, 111 mmol) and sodium formate (1.25 g, 18.5 mmol). After stirring for 24 h at room temperature, the reaction mixture was diluted with water and extracted with ethyl acetate. The combined organic phases were dried over magnesium sulfate, filtered and concentrated in vacuo to afford the crude product, which was purified by silica gel chromatography using 10–15% ethyl acetate/hexanes as eluent to afford 1.8 g of the title product. MS m/z 571.2 (M^++1); $^1\text{H NMR}$ (~5:1 mixture of formamide rotamers, CDCl_3) δ 0.75 (t, 3H), 1.28 (t, 3H), 1.42 (m, 1H), 1.6–1.75 (m, 2H), 2.3 (bm, 1H), 4.15–4.3 (m, 2H), 4.3–4.4 (m, 1H), 4.5–4.7 (bm, 1H), 4.8–5.8 (bm, 2H), 7.14 and 7.08 (s, 1H), 7.5–7.6 (m, 2H), 7.74 (s, 2H), 7.80 and 7.86 (s, 1H), 8.47 and 8.62 (s, 1H).

Examples 4–49D were prepared in an analogous manner to the sequence of reactions described for Examples 1A–2 or 3A–3F as appropriate, employing the appropriate starting materials.

Example 4

cis-4-(Benzyl-formyl-amino)-6,7-dimethoxy-2-methyl-3,4-dihydro-2H-quinoline-1-carboxylic acid ethyl ester. MS m/z 413 (M^++1), 430 (M^++18); $^1\text{H NMR}$ (CDCl_3) δ 8.40 (formyl-H, s, 1H), 1.18 (C2-Me, d, 3H, $J=6.2$ Hz).

Example 5

cis-4-(Benzyl-trifluoromethanesulfonyl-amino)-6,7-dimethoxy-2-methyl-3,4-dihydro-2H-quinoline-1-carboxylic acid ethyl ester. MS m/z 518 (M^++2); $^1\text{H NMR}$ (CDCl_3) δ 6.81 (C5, s, 1H), 4.61 (m, 1H).

Example 6

cis-4-(1-Benzyl-3-methyl-thioureido)-6,7-dimethoxy-2-methyl-3,4-dihydro-2H-quinoline-1-carboxylic acid ethyl ester. MS m/z 458 (M^++1), 475 (M^++18); $^1\text{H NMR}$ (CDCl_3) δ 7.08 (C8, s, 1H), 6.35 (C5, s, 1H), 2.43–2.34 (m, 1H).

Example 7

cis-4-{Benzyl-[(4-chloro-phenyl)-acetyl]-amino}-6,7-dimethoxy-2-methyl-3,4-dihydro-2H-quinoline-1-

63

carboxylic acid ethyl ester. MS *m/z* 555 ($M^+ + 18$); $^1\text{H NMR}$ (CDCl_3) δ 6.33 (C5, s, 1H), 5.32 (d, 1H, $J=15.7$ Hz), 3.42 (s, 2H).

Example 8

cis-4-{Benzyl-[(3-chloro-phenyl)-acetyl]-amino}-6,7-dimethoxy-2-methyl-3,4-dihydro-2H-quinoline-1-carboxylic acid ethyl ester. MS *m/z* 555 ($M^+ + 18$); $^1\text{H NMR}$ (CDCl_3) δ 6.39 (C5, s, 1H), 5.35 (d, 1H, $J=15.7$ Hz).

Example 9

cis-4-{Benzyl-[(3-bromo-phenyl)-acetyl]-amino}-6,7-dimethoxy-2-methyl-3,4-dihydro-2H-quinoline-1-carboxylic acid ethyl ester. MS *m/z* 581 ($M^+ + 1$), $^1\text{H NMR}$ (CDCl_3) δ 6.32 (C5, s, 1H), 5.35 (d, 1H, $J=15.8$ Hz), 3.43 (s, 2H).

Example 10

cis-4-{Benzyl-[(3-trifluoromethyl-phenyl)-acetyl]-amino}-6,7-dimethoxy-2-methyl-3,4-dihydro-2H-quinoline-1-carboxylic acid ethyl ester. MS *m/z* 571 ($M^+ + 1$), 588 ($M^+ + 18$); $^1\text{H NMR}$ (CDCl_3) δ 6.33 (C5, s, 1H), 5.35 (d, 1H, $J=15.8$ Hz), 3.42 (s, 2H).

Example 11

cis-4-{Benzyl-[(3-nitro-phenyl)-acetyl]-amino}-6,7-dimethoxy-2-methyl-3,4-dihydro-2H-quinoline-1-carboxylic acid ethyl ester. MS *m/z* 548 ($M^+ + 1$), 565 ($M^+ + 18$); $^1\text{H NMR}$ (CDCl_3) δ 6.35 (C5, s, 1H), 5.32 (d, 1H, $J=15.7$ Hz).

Example 12

cis-4-{Benzyl-[(3,5-bis-trifluoromethyl-phenyl)-acetyl]-amino}-6,7-dimethoxy-2-methyl-3,4-dihydro-2H-quinoline-1-carboxylic acid ethyl ester. MS *m/z* 657 ($M^+ + 19$); $^1\text{H NMR}$ (CDCl_3) δ 6.35 (C5, s, 1H), 5.35 (d, 1H, $J=15.7$ Hz), 3.42 (s, 2H).

Example 13

cis-4-{Benzyl-[(2-trifluoromethyl-phenyl)-acetyl]-amino}-6,7-dimethoxy-2-methyl-3,4-dihydro-2H-quinoline-1-carboxylic acid ethyl ester. MS *m/z* 571 ($M^+ + 1$), 588 ($M^+ + 18$); $^1\text{H NMR}$ (CDCl_3) δ 6.48 (C5, s, 1H), 5.35 (d, 1H, $J=15.7$ Hz).

Example 14

cis-4-{Benzyl-[(2-chloro-phenyl)-acetyl]-amino}-6,7-dimethoxy-2-methyl-3,4-dihydro-2H-quinoline-1-carboxylic acid ethyl ester. MS *m/z* 537 ($M^+ + 1$), 554 ($M^+ + 18$); $^1\text{H NMR}$ (CDCl_3) δ 6.43 (C5, s, 1H), 3.65 (s, 2H).

Example 15

cis-4-{Benzyl-[(4-trifluoromethyl-phenyl)-acetyl]-amino}-6,7-dimethoxy-2-methyl-3,4-dihydro-2H-quinoline-1-carboxylic acid ethyl ester. MS *m/z* 571 ($M^+ + 1$), 588 ($M^+ + 18$); $^1\text{H NMR}$ (CDCl_3) δ 6.30 (C5, s, 1H), 5.33 (d, 1H, $J=15.6$ Hz), 3.30 (s, 2H).

Example 16

cis-4-{Benzyl-[(4-nitro-phenyl)-acetyl]-amino}-6,7-dimethoxy-2-methyl-3,4-dihydro-2H-quinoline-1-carboxylic acid ethyl ester. MS *m/z* 548 ($M^+ + 1$), 565 ($M^+ + 18$); $^1\text{H NMR}$ (CDCl_3) δ 6.34 (C5, s, 1H), 5.34 (d, 1H, $J=15.5$ Hz).

64

Example 17

cis-4-[[[(3,5-Bis-trifluoromethyl-phenyl)-acetyl]-methyl-amino]-6,7-dimethoxy-2-methyl-3,4-dihydro-2H-quinoline-1-carboxylic acid ethyl ester. MS *m/z* 563 ($M^+ + 1$); $^1\text{H NMR}$ (CDCl_3) δ 2.84 (s, 3H), 7.0 (s, 1H).

Example 18

cis-4-{Benzyl-[(2,3,6-trichloro-phenyl)-acetyl]-amino}-6,7-dimethoxy-2-methyl-3,4-dihydro-2H-quinoline-1-carboxylic acid ethyl ester. MS *m/z* 605 (M^+), 624 ($M^+ + 19$); $^1\text{H NMR}$ (CDCl_3) δ 7.46–7.21 (m, 10H), 5.39 (d, 1H, $J=15.7$ Hz).

Example 19

cis-4-[(3,5-Bis-trifluoromethyl-benzyl)-methanesulfonyl-amino]-6,7-dimethoxy-2-methyl-3,4-dihydro-2H-quinoline-1-carboxylic acid ethyl ester. MS *m/z* 617 ($M^+ + 18$); $^1\text{H NMR}$ (CDCl_3) δ 7.07 (C8, s, 1H), 6.61 (C5, s, 1H), 3.02 (s, 3H).

Example 20

cis-4-[(3,5-Bis-trifluoromethyl-benzyl)-[(3,5-bis-trifluoromethyl-phenyl)-acetyl]-amino]-6,7-dimethoxy-2-methyl-3,4-dihydro-2H-quinoline-1-carboxylic acid ethyl ester MS *m/z* 793 ($M^+ + 18$); $^1\text{H NMR}$ (CDCl_3) δ 6.23 (C5, s, 1H), 2.25–2.18 (m, 1H).

Example 21

cis-4-[(3,5-Bis-trifluoromethyl-benzyl)-formyl-amino]-6,7-dimethoxy-2-methyl-3,4-dihydro-2H-quinoline-1-carboxylic acid ethyl ester. MS *m/z* 549 ($M^+ + 1$), 566 ($M^+ + 18$); $^1\text{H NMR}$ (CDCl_3) δ 8.42 (formyl, s, 1H), 6.38 (C5, s, 1H), 3.83 (s, 3H), 3.79 (s, 3H).

Example 22

cis-4-[Acetyl-(3,5-bis-trifluoromethyl-benzyl)-amino]-2-cyclopropyl-6-trifluoromethyl-3,4-dihydro-2H-quinoline-1-carboxylic acid isopropyl ester. MS *m/z* 610 (M^+), 628 ($M^+ + 18$); $^1\text{H NMR}$ (CDCl_3) δ 7.15 (s, 1H), 5.52 (d, 1H, $J=16.3$ Hz).

Example 23

cis-4-[(3,5-Bis-trifluoromethyl-benzyl)-trifluoroacetyl-amino]-2-cyclopropyl-6-trifluoromethyl-3,4-dihydro-2H-quinoline-1-carboxylic acid isopropyl ester. MS *m/z* 666 ($M^+ + 2$), 683 ($M^+ + 19$); $^1\text{H NMR}$ (CDCl_3) δ 7.13 (s, 1H), 5.36 (d, 1H, $J=15.9$ Hz).

Example 24

cis-4-[(3,5-Bis-trifluoromethyl-benzyl)-methoxycarbonylacetyl-amino]-6,7-dimethoxy-2-methyl-3,4-dihydro-2H-quinoline-1-carboxylic acid ethyl ester. MS *m/z* 620 (M^+), 638 ($M^+ + 18$); $^1\text{H NMR}$ (CDCl_3) δ 6.41 (C5, s, 1H), 5.44 (d, 1H, $J=16.5$ Hz).

Example 25

cis-4-[(3,5-Bis-trifluoromethyl-benzyl)-trifluoroacetyl-amino]-6,7-dimethoxy-2-methyl-3,4-dihydro-2H-quinoline-1-carboxylic acid ethyl ester. MS *m/z* 617 ($M^+ + 1$), 634 ($M^+ + 18$); $^1\text{H NMR}$ (CDCl_3) δ 7.13 (C8, s, 3H), 6.34 (C6, d, 1H).

Example 26

cis-4-[Acetyl-(3,5-bis-trifluoromethyl-benzyl)-amino]-6,7-dimethoxy-2-methyl-3,4-dihydro-2H-quinoline-1-

65

carboxylic acid ethyl ester. MS m/z 563 ($M^+ + 1$), 580 ($M^+ + 18$); 1H NMR ($CDCl_3$) δ 7.12 (C8, s, 1H), 6.38 (C6, s, 1H), 2.30 (C4-acetyl, s, 3H).

Example 27

cis-4-[Acetyl-(3,5-bis-trifluoromethyl-benzyl)-amino]-2-methyl-2,3,4,6,7,8-hexahydro-cyclopenta[g]quinoline-1-carboxylic acid ethyl ester. MS m/z 560 ($M^+ + NH_4$); 1H NMR ($CDCl_3$) δ 1.1 (d, 3H), 2.2 (s, 3H), 6.8 (s, 1H), 7.4 (s, 1H), 7.7 (s, 2H), 7.8 (s, 1H).

Example 28

cis-4-[(3,5-Bis-trifluoromethyl-benzyl)-cyano-amino]-6,7-dimethoxy-2-methyl-3,4-dihydro-2H-quinoline-1-carboxylic acid ethyl ester. MS m/z 563 ($M^+ + 18$); 1H NMR ($CDCl_3$) δ 7.08 (C8, s, 1H), 6.78 (C5, s, 1H).

Example 29

cis-4-[(3,5-Bis-trifluoromethyl-benzyl)-formyl-amino]-2-cyclopropyl-6-trifluoromethyl-3,4-dihydro-2H-quinoline-1-carboxylic acid isopropyl ester. MS m/z 597 ($M^+ + 1$), 614 ($M^+ + 18$); 1H NMR ($CDCl_3$) δ 8.51 (s, 1H), 2.45–2.39 (m, 1H), 1.35–1.30 (m, 6H).

Example 30

cis-4-[(3,5-Bis-trifluoromethyl-benzyl)-methanesulfonyl-amino]-2-cyclopropyl-6-trifluoromethyl-3,4-dihydro-2H-quinoline-1-carboxylic acid isopropyl ester. MS m/z 648 ($M^+ + 2$), 665 ($M^+ + 19$); 1H NMR ($CDCl_3$) δ 3.01 (s, 3H), 4.43 (d, 1H, $J=16.8$ Hz).

Example 31

cis-4-[Acetyl-(3,5-bis-trifluoromethyl-benzyl)-amino]-2-cyclopropyl-6-trifluoromethyl-3,4-dihydro-2H-quinoline-1-carboxylic acid isopropyl ester. MS m/z 610.9 (M^+); 1H NMR ($CDCl_3$) δ 2.24–2.32 (m, 4H), 3.99 (d, 1H, $J=16.0$ Hz), 5.52 (d, 1H, $J=16.0$ Hz).

Example 32

cis-4-[Acetyl-(3,5-bis-trifluoromethyl-benzyl)-amino]-2-methoxymethyl-6-trifluoromethyl-3,4-dihydro-2H-quinoline-1-carboxylic acid isopropyl ester. 1H NMR ($CDCl_3$) δ 2.3 (s, 3H), 3.2 (s, 3H), 7.7 (s, 1H).

Example 33

cis-4-[Acetyl-(3,5-bis-trifluoromethyl-benzyl)-amino]-2-methoxymethyl-6-trifluoromethyl-3,4-dihydro-2H-quinoline-1-carboxylic acid ethyl ester. 1H NMR ($CDCl_3$) δ 2.3 (s, 3H), 3.2 (s, 3H), 7.7 (s, 2H).

Example 34

cis-4-[Acetyl-(3,5-bis-trifluoromethyl-benzyl)-amino]-2-cyclobutyl-6-trifluoromethyl-3,4-dihydro-2H-quinoline-1-carboxylic acid propyl ester. MS m/z 624.9 (M^+); 1H NMR ($CDCl_3$) δ 0.9 (t, 3H), 2.2 (s, 3H), 7.1 (s, 1H).

Example 35

cis-4-[Acetyl-(3,5-bis-trifluoromethyl-benzyl)-amino]-2-cyclobutyl-6-trifluoromethyl-3,4-dihydro-2H-quinoline-1-carboxylic acid isopropyl ester. MS m/z 624.9 (M^+); 1H NMR ($CDCl_3$) δ 1.2 (dd, 6H), 2.2 (s, 3H), 4.4 (q, 1H), 7.1 (s, 1H).

Example 36

cis-4-[Acetyl-(3,5-bis-trifluoromethyl-benzyl)-amino]-2-methoxymethyl-6-trifluoromethyl-3,4-dihydro-2H-

66

quinoline-1-carboxylic acid propyl ester. 1H NMR ($CDCl_3$) δ 0.9 (t, 3H), 2.2 (s, 3H), 3.2 (s, 3H), 7.1 (s, 1H), 7.7 (s, 2H).

Example 37

cis-4-[Acetyl-(3,5-bis-trifluoromethyl-benzyl)-amino]-2-cyclobutyl-6-trifluoromethyl-3,4-dihydro-2H-quinoline-1-carboxylic acid ethyl ester. MS m/z 611.2 ($M^+ + 1$); 1H NMR ($CDCl_3$) δ 2.2 (s, 3H), 4.2 (m, 2H), 7.1 (s, 1H).

Example 38

cis-4-[Acetyl-(3,5-bis-trifluoromethyl-benzyl)-amino]-2-ethyl-6-trifluoromethyl-3,4-dihydro-2H-quinoline-1-carboxylic acid ethyl ester. MS m/z 585.3 ($M^+ + 1$); 1H NMR ($CDCl_3$) δ 0.6 (m, 3H), 2.2 (s, 3H), 7.1 (s, 1H), 7.7 (s, 2H).

Example 39

cis-4-[(3,5-Bis-trifluoromethyl-benzyl)-formyl-amino]-2-methyl-6-trifluoromethyl-3,4-dihydro-2H-quinoline-1-carboxylic acid ethyl ester. MS m/z 558 ($M^+ + 2$), 575 ($M^+ + 19$); 1H NMR ($CDCl_3$) a 4:1 mixture of amide rotamers A and B. Rotamer A δ 7.14 (s, 1H), 8.46 (s, 1H). Rotamer B δ 7.08 (s, 1H), 8.60 (s, 1H).

Example 40

cis-4-[(3,5-Bis-trifluoromethyl-benzyl)-formyl-amino]-2-cyclopropyl-6-trifluoromethyl-3,4-dihydro-2H-quinoline-1-carboxylic acid propyl ester. MS m/z 598 ($M^+ + 2$), 615 ($M^+ + 19$); 1H NMR ($CDCl_3$) a 5:1 mixture of amide rotamers A and B. Rotamer A δ 8.46 (s, 1H). Rotamer B δ 8.61 (s, 1H).

Example 41

cis-4-[Acetyl-(3,5-bis-trifluoromethyl-benzyl)-amino]-2-cyclopropyl-6-trifluoromethyl-3,4-dihydro-2H-quinoline-1-carboxylic acid propyl ester. MS m/z 612 ($M^+ + 2$), 629 ($M^+ + 19$); 1H NMR ($CDCl_3$) δ 3.98 (d, 1H, $J=16.1$ Hz), 5.51 (d, 1H, $J=16.1$ Hz), 7.14 (s, 1H).

Example 42

cis-4-(Benzyl-methanesulfonyl-amino)-6,7-dimethoxy-2-methyl-3,4-dihydro-2H-quinoline-1-carboxylic acid ethyl ester. MS m/z 462 (M^+), 480 ($M^+ + 18$); 1H NMR ($CDCl_3$) δ 6.70 (C5, s, 1H), 2.87 (sulfonyl-Me, s, 3H).

Example 43

cis-4-[Acetyl-(3,5-bis-trifluoromethyl-benzyl)-amino]-2-cyclopropyl-6-trifluoromethyl-3,4-dihydro-2H-quinoline-1-carboxylic acid tert-butyl ester. MS m/z 569.1 ($M^+ - t-Bu$); 1H NMR ($CDCl_3$) δ 1.3 (s, 9H), 2.3 (s, 3H), 7.1 (s, 1H).

Example 44

cis-4-[Acetyl-(3,5-bis-trifluoromethyl-benzyl)-amino]-2-cyclopropyl-6-trifluoromethyl-3,4-dihydro-2H-quinoline-1-carboxylic acid ethyl ester. MS m/z 598 ($M^+ + 2$), 614 ($M^+ + 18$); 1H NMR ($CDCl_3$) δ 4.00 (d, 1H, $J=16.0$ Hz), 5.52 (d, 1H, $J=16.0$ Hz), 7.14 (s, 1H).

Example 45

cis-4-[(3,5-Bis-trifluoromethyl-benzyl)-formyl-amino]-2-cyclopropyl-6-trifluoromethyl-3,4-dihydro-2H-quinoline-1-carboxylic acid ethyl ester. MS m/z 583 ($M^+ + 1$); 1H NMR ($CDCl_3$) a 5.5:1 mixture of amide rotamers A and B. Rotamer A δ 8.47 (s, 1H). Rotamer B δ 8.61 (s, 1H).

Example 46

cis-4-[Acetyl-(3,5-bis-trifluoromethyl-benzyl)-amino]-2-ethyl-6-trifluoromethyl-3,4-dihydro-2H-quinoline-1-

67

carboxylic acid isopropyl ester. MS *m/z* 599.1 ($M^+ + 1$); ^1H NMR (CDCl_3) δ 0.7 (t, 3H), 1.3 (dd, 6H), 2.3 (s, 3H), 7.1 (s, 1H), 7.7 (s, 2H).

Example 47

cis-4-[(3,5-Bis-trifluoromethyl-benzyl)-formyl-amino]-2-ethyl-6-trifluoromethyl-3,4-dihydro-2H-quinoline-1-carboxylic acid isopropyl ester. MS *m/z* 585.1 ($M^+ + 1$); ^1H NMR (CDCl_3) δ 0.7 (t, 3H), 1.3 (dd, 6H), 7.1 (s, 1H), 8.5 (s, 1H).

Example 48

cis-4-[(3,5-Bis-trifluoromethyl-benzyl)-formyl-amino]-2-methyl-6-trifluoromethyl-3,4-dihydro-2H-quinoline-1-carboxylic acid isopropyl ester. MS *m/z* 571.1 ($M^+ + 1$); ^1H NMR (CDCl_3) δ 1.3 (m, 9H), 5.0 (m, 2H), 7.1 (s, 1H), 8.5 (s, 1H).

Example 49A

cis-4-[(3,5-Bis-trifluoromethyl-benzyl)-formyl-amino]-2-cyclopropyl-6-trifluoromethyl-3,4-dihydro-2H-quinoline-1-carboxylic acid tert-butyl ester. MS *m/z* 511 ($M^+ - \text{CO}_2\text{-t-Bu}$); ^1H NMR (CDCl_3) δ 1.5 (m, 9H), 1.8 (m, 1H), 2.4 (m, 1H), 8.5 (s, 1H).

Example 49B

cis-4-[Acetyl-(3,5-bis-trifluoromethyl-benzyl)-amino]-2-methyl-6-trifluoromethyl-3,4-dihydro-2H-quinoline-1-carboxylic acid ethyl ester. MS *m/z* 571 ($M + 1$); ^1H NMR (CDCl_3) approximately a 1:3 mixture of rotamers δ 2.22 and 2.26 (s, 3H), 6.99 and 7.10 (s, 1H).

Example 49C

cis-4-[(3,5-Bis-trifluoromethyl-benzyl)-formyl-amino]-2-methyl-6-trifluoromethyl-3,4-dihydro-2H-quinoline-1-carboxylic acid ethyl ester. MS *m/z* 557 ($M + 1$); ^1H NMR (CDCl_3) approximately a 1:6 mixture of rotamers δ 1.17 and 1.22 (d, 3H), 7.05 and 7.14 (s, 1H), 8.61 and 8.47 (s, 1H).

Example 49D

cis-4-[Acetyl-(3,5-bis-trifluoromethyl-benzyl)-amino]-2-methyl-6-trifluoromethyl-3,4-dihydro-2H-quinoline-1-carboxylic acid isopropyl ester. MS *m/z* 585 ($M + 1$); ^1H NMR (CDCl_3) approximately a 1:4 mixture of rotamers δ 1.16 and 1.20 (d, 3H), 2.24 and 2.30 (s, 3H), 7.05 and 7.12 (s, 1H).

Example 50A

cis-4-[(3,5-Bis-trifluoromethyl-benzyl)-chlorocarbonyl-amino]-2-methyl-6-trifluoromethyl-3,4-dihydro-2H-quinoline-1-carboxylic acid ethyl ester. cis-4-[(3,5-Bis-trifluoromethyl-benzyl)-amino]-2-methyl-6-trifluoromethyl-3,4-dihydro-2H-quinoline-1-carboxylic acid ethyl ester (prepared in a manner analogous to the procedures described for Examples 3A–3E) (146 mg, 0.28 mmol) was dissolved in 2 mL of a 1.93M phosgene solution in toluene (3.9 mmol). After heating at reflux for 1.5 h, the sample was concentrated in vacuo to afford the title product (125 mg, 76%). ^1H NMR (CDCl_3) δ 1.2–1.6 (m, 7H), 2.2–2.4 (m, 1H), 4.2–4.6 (m, 4H), 5.2–5.6 (m, 2H), 7.1 (s, 1H), 7.5–7.9 (m, 5H).

Example 50B

cis-4-[1-(3,5-Bis-trifluoromethyl-benzyl)-ureido]-2-methyl-6-trifluoromethyl-3,4-dihydro-2H-quinoline-1-

68

carboxylic acid ethyl ester. cis-4-[(3,5-Bis-trifluoromethyl-benzyl)-chlorocarbonyl-amino]-2-methyl-6-trifluoromethyl-3,4-dihydro-2H-quinoline-1-carboxylic acid ethyl ester. (Example 50A) (125 mg) was dissolved in dichloromethane (4 mL), and cooled in an ice water bath as gaseous ammonia was condensed into the solution. After stirring overnight at room temperature, the reaction mixture was quenched with 10 mL of 1N HCl and extracted with ethyl acetate (3x10 mL). The combined organic layers were washed with 10 mL saturated sodium bicarbonate, 10 mL of brine, dried over sodium sulfate, filtered and concentrated in vacuo. Purification by silica gel chromatography using 0–50% ethyl acetate/hexanes as eluent afforded the title product (0.091 g, 76%). MS *m/z* 563 ($M^+ + 1$); ^1H NMR (CDCl_3) δ 1.18 (Me, d, 3H, $J=5.9$ Hz), 1.2–1.4 (m, 4H), 2.1–2.2 (m, 1H), 4.1–4.3 (m, 3H), 4.3–4.5 (m, 1H), 4.9 (bs, 2H), 5.0–5.3 (m, 3H), 7.20 (C5, s, 1H), 7.5 (d, 1H), 7.6 (d, 1H), 7.75 (s, 2H), 7.8 (s, 1H).

Examples 51–76 were obtained from the appropriate starting material in an analogous manner to the sequence of reactions employed in Examples 50A and 50B.

Example 51

cis-4-(1-Benzyl-3,3-dimethyl-ureido)-6,7-dimethoxy-2-methyl-3,4-dihydro-2H-quinoline-1-carboxylic acid ethyl ester. MS *m/z* 456 ($M^+ + 1$), 473 ($M^+ + 18$); ^1H NMR (CDCl_3) δ 7.05 (C8, s, 1H), 2.81 (urea-Me, s, 6H).

Example 52

cis-4-(Benzyl-methylsulfanylcarbonyl-amino)-6,7-dimethoxy-2-methyl-3,4-dihydro-2H-quinoline-1-carboxylic acid ethyl ester. MS *m/z* 459 ($M^+ + 1$), 476 ($M^+ + 18$); ^1H NMR (CDCl_3) δ 7.05 (C8, s, 1H), 2.41 (Me-sulfonyl carbonyl, s, 3H).

Example 53

cis-4-[1-(3,5-Bis-trifluoromethyl-benzyl)-ureido]-6,7-dimethoxy-2-methyl-3,4-dihydro-2H-quinoline-1-carboxylic acid ethyl ester. MS *m/z* 564 ($M + 1$), 581 ($M^+ + 18$); ^1H NMR (CDCl_3) δ 6.46 (C5, s, 1H), 5.18 (d, 1H, $J=16.9$ Hz), 3.86 (s, 3H), 3.82 (s, 3H).

Example 54

cis-4-[1-(3,5-Bis-trifluoromethyl-benzyl)-ureido]-2-methyl-7-trifluoromethyl-3,4-dihydro-2H-quinoline-1-carboxylic acid ethyl ester. MS *m/z* 572 ($M^+ + 1$), 589 ($M^+ + 18$); ^1H NMR (CDCl_3) δ 7.75 (s, 2H), 1.31–1.27 (m, 3H).

Example 55

cis-4-[(3,5-Bis-trifluoromethyl-benzyl)-methylsulfanylcarbonyl-amino]-2-methyl-2,3,4,6,7,8-hexahydro-cyclopenta[g]quinoline-1-carboxylic acid ethyl ester. MS *m/z* 574 (M^+); ^1H NMR (CDCl_3) δ 1.2 (d, 3H), 1.4 (t, 3H), 2.4 (s, 3H), 6.8 (br, 1H), 7.3 (s, 1H), 7.7 (s, 2H).

Example 56

cis-4-[1-(3,5-Bis-trifluoromethyl-benzyl)-ureido]-2-methyl-2,3,4,6,7,8-hexahydro-cyclopenta[g]quinoline-1-carboxylic acid ethyl ester. MS *m/z* 543 (M^+); ^1H NMR (CDCl_3) δ 1.1 (d, 3H), 1.4 (t, 3H), 6.9 (s, 1H), 7.4 (s, 1H).

Example 57

cis-4-[(3,5-Bis-trifluoromethyl-benzyl)-(2-oxo-pyrrolidine-1-carbonyl)-amino]-2-methyl-2,3,4,6,7,8-

69

hexahydro-cyclopenta[g]quinoline-1-carboxylic acid ethyl ester. MS m/z 629 ($M^+ + NH_4$); 1H NMR ($CDCl_3$) δ 1.3 (t, 3H), 2.1 (m, 1H), 6.9 (br, 1H), 7.3 (s, 1H), 7.9 (br, 2H).

Example 58

cis-4-[1-(3,5-Bis-trifluoromethyl-benzyl)-3-methylureido]-2-methyl-2,3,4,6,7,8-hexahydro-cyclopenta[g]quinoline-1-carboxylic acid ethyl ester. MS m/z 557.1 (M^+); 1H NMR ($CDCl_3$) δ 1.1 (d, 3H), 1.3 (t, 3H), 6.85 (s, 1H), 7.3 (s, 1H), 7.8 (s, 3H).

Example 59

cis-4-[1-(3,5-Bis-trifluoromethyl-benzyl)-3,3-dimethylureido]-2-methyl-2,3,4,6,7,8-hexahydro-cyclopenta[g]quinoline-1-carboxylic acid ethyl ester. 1H NMR ($CDCl_3$) δ 1.2 (d, 2H), 1.3 (t, 3H), 2.4 (m, 1H), 7.1 (s, 1H), 7.3 (s, 1H), 7.8 (d, 3H).

Example 60

cis-4-[1-(3,5-Bis-trifluoromethyl-benzyl)-3-(4,5-dihydrothiazol-2-yl)ureido]-2-methyl-2,3,4,6,7,8-hexahydro-cyclopenta[g]quinoline-1-carboxylic acid ethyl ester. 1H NMR ($CDCl_3$) δ 1.1 (d, 3H), 1.3 (t, 3H), 2.7 (m, 1H), 7.8 (s, 1H), 8.0 (s, 2H).

Example 61

cis-4-[1-(3,5-Bis-trifluoromethyl-benzyl)-3-thiazol-2-ylureido]-2-methyl-2,3,4,6,7,8-hexahydro-cyclopenta[g]quinoline-1-carboxylic acid ethyl ester. 1H NMR ($CDCl_3$) δ 1.1 (d, 3H), 1.3 (t, 3H), 6.8 (s, 1H), 6.9 (d, 1H), 7.3 (s, 1H).

Example 62

cis-4-[1-(3,5-Bis-trifluoromethyl-benzyl)ureido]-6-chloro-2-methyl-3,4-dihydro-2H-quinoline-1-carboxylic acid ethyl ester. MS m/z 537 (M^+), 554 ($M^+ + 17$); 1H NMR ($CDCl_3$) δ 6.96 (C5, s, 1H), 1.13 (Me, d, 3H, $J=6.0$ Hz).

Example 63

cis-9-[1-(3,5-Bis-trifluoromethyl-benzyl)ureido]-7-methyl-1,2,3,7,8,9-hexahydro-6-aza-cyclopenta[a]naphthalene-6-carboxylic acid ethyl ester. MS m/z 543.2 (M^+); 1H NMR ($CDCl_3$) δ 1.1 (d, 3H), 1.3 (t, 3H), 2.2 (m, 1H), 7.15 (q, 2H), 7.7 (s, 2H), 7.8 (s, 1H).

Example 64

cis-9-[1-(3,5-Bis-trifluoromethyl-benzyl)-3-methylureido]-7-methyl-1,2,3,7,8,9-hexahydro-6-aza-cyclopenta[a]naphthalene-6-carboxylic acid ethyl ester. MS m/z 557.3 (M^+); 1H NMR ($CDCl_3$) δ 1.1 (d, 3H), 1.3 (t, 3H), 2.0 (m, 2H), 7.2 (q, 2H), 7.7 (s, 2H), 7.8 (s, 1H).

Example 65

cis-9-[(3,5-Bis-trifluoromethyl-benzyl)-methylsulfanylcarbonyl-amino]-7-methyl-1,2,3,7,8,9-hexahydro-6-aza-cyclopenta[a]naphthalene-6-carboxylic acid ethyl ester MS m/z 592 ($M^+ + NH_4$); 1H NMR ($CDCl_3$) δ 1.2 (t, 3H), 2.4 (s, 3H), 4.2 (q, 2H), 7.1 (d, 1H), 7.2 (d, 1H), 7.5 (s, 2H).

Example 66

cis-4-[1-(3,5-Bis-trifluoromethyl-benzyl)ureido]-2-cyclopropyl-2,3,4,6,7,8-hexahydro-cyclopenta[g]quinoline-1-carboxylic acid ethyl ester. 1H NMR ($CDCl_3$) δ 0.4 (m, 3H), 2.1 (m, 2H), 2.9 (m, 4H), 6.9 (s, 1H), 7.35 (s, 1H), 7.8 (s, 3H).

70

Example 67

cis-4-[1-(3,5-Bis-trifluoromethyl-benzyl)-3-methylureido]-2-cyclopropyl-2,3,4,6,7,8-hexahydro-cyclopenta[g]quinoline-1-carboxylic acid ethyl ester. 1H NMR ($CDCl_3$) δ 0.4 (m, 3H), 2.8 (d, 3H), 6.9 (s, 1H), 7.4 (s, 1H), 7.8 (s, 3H).

Example 68

cis-6-[1-(3,5-Bis-trifluoromethyl-benzyl)ureido]-8-methyl-1,2,3,6,7,8-hexahydro-9-aza-cyclopenta[a]naphthalene-9-carboxylic acid ethyl ester. 1H NMR ($CDCl_3$) δ 1.1 (d, 3H), 2.2 (m, 1H), 2.9 (m, 1H), 6.8 (m, 1H), 7.1 (d, 1H), 7.75 (s, 2H), 7.8 (s, 1H).

Example 69

cis-4-[1-(3,5-Bis-trifluoromethyl-benzyl)ureido]-2-cyclopropyl-6-trifluoromethoxy-3,4-dihydro-2H-quinoline-1-carboxylic acid ethyl ester. MS m/z 614.3 ($M^+ + 1$), 1H NMR ($CDCl_3$) δ 6.85 (s, 1H).

Example 70

cis-4-[1-(3,5-Bis-trifluoromethyl-benzyl)ureido]-2-cyclopropyl-6-trifluoromethyl-3,4-dihydro-2H-quinoline-1-carboxylic acid isopropyl ester. MS m/z 612 ($M^+ + 1$), 629 ($M^+ + 18$); 1H NMR ($CDCl_3$) δ 1.41–1.33 (m, 6H), 4.18 (d, 1H, $J=15.0$ Hz), 4.55–4.65 (bs, 2H, —CONH2), 5.18 (d, 1H, $J=15.0$ Hz), 7.85 (s, 3H).

Example 71

cis-4-[(3,5-Bis-trifluoromethyl-benzyl)-methylsulfanylcarbonyl-amino]-2-cyclopropyl-6-trifluoromethyl-3,4-dihydro-2H-quinoline-1-carboxylic acid isopropyl ester. MS m/z 642 (M^+), 659 ($M^+ + 17$); 1H NMR ($CDCl_3$) δ 2.43 (s, 3H), 7.12 (s, 1H).

Example 72

cis-4-[(3,5-Bis-trifluoromethyl-benzyl)-(O-methyl)hydroxamylcarbonyl-amino]-2-cyclopropyl-6-trifluoromethyl-3,4-dihydro-2H-quinoline-1-carboxylic acid isopropyl ester. MS m/z 643 ($M^+ + 2$), 660 ($M^+ + 19$); 1H NMR ($CDCl_3$) δ 3.68 (s, 3H), 7.17 (s, 1H).

Example 73

cis-4-[1-(3,5-Bis-trifluoromethyl-benzyl)ureido]-2-methoxymethyl-6-trifluoromethyl-3,4-dihydro-2H-quinoline-1-carboxylic acid isopropyl ester 1H NMR ($CDCl_3$) δ 1.1 (dd, 6H), 3.1 (s, 3H), 7.1 (s, 1H).

Example 74

cis-4-[1-(3,5-Bis-trifluoromethyl-benzyl)ureido]-2-methoxymethyl-6-trifluoromethyl-3,4-dihydro-2H-quinoline-1-carboxylic acid ethyl ester MS m/z 602.2 (M^+); 1H NMR ($CDCl_3$) δ 3.2 (s, 3H), 3.4 (s, 2H), 4.8 (s, 2H), 7.2 (s, 1H), 7.8 (s, 3H).

Example 75

cis-4-[1-(3,5-Bis-trifluoromethyl-benzyl)ureido]-2-methoxymethyl-6-trifluoromethyl-3,4-dihydro-2H-quinoline-1-carboxylic acid propyl ester. MS m/z 616.2 ($M^+ + 1$); 1H NMR ($CDCl_3$) δ 3.2 (s, 3H), 3.4 (s, 2H), 4.8 (s, 2H), 7.2 (s, 1H), 7.8 (s, 3H).

Example 76

cis-4-[1-(3,5-Bis-trifluoromethyl-benzyl)ureido]-2-cyclobutyl-6-trifluoromethyl-3,4-dihydro-2H-quinoline-1-

71

carboxylic acid propyl ester. MS m/z 626.1 ($M^+ + 1$); 1H NMR ($CDCl_3$) δ 0.9 (m, 3H), 4.1 (m, 4H), 7.5 (s, 2H), 7.8 (s, 3H).

Example 77

cis-4-[2-(3,5-Bis-trifluoromethyl-phenyl)-acetyl-amino]-6,7-dimethoxy-2-methyl-3,4-dihydro-2H-quinoline-1-carboxylic acid ethyl ester. To a solution of cis-4-amino-6,7-dimethoxy-2-methyl-3,4-dihydro-2H-quinoline-1-carboxylic acid ethyl ester (150 mg, 0.50 mmol) and 3,5-bis-trifluoromethylphenylacetic acid (138 mg, 0.51 mmol) in 1.5 ml anhydrous dichloromethane was added 1-(3-dimethylaminopropyl)-3-ethylcarbodiimide (192 mg, 0.66 mmol) and the resulting solution was stirred at room temperature overnight. The reaction mixture was diluted with 50 ml ethyl acetate and was washed with 0.1N HCl (2x10 mL), 0.1N NaOH (2x10 mL) and brine (1x10 mL). The organic phase was dried ($MgSO_4$), filtered and concentrated, and the residue was chromatographed using 20:1 hexanes:ethyl acetate. The title compound crystallized out of the combined fractions (129 mg, 46%). Me 157–9° C.; MS m/z 549 ($M^+ + 1$); 1H NMR ($CDCl_3$) δ 1.07 (d, 3H), 7.70–7.78 (m, 3H).

Example 78 and Example 79

cis-4-[1-(3,5-Bis-trifluoromethyl-benzyl)-3-(2-chloro-ethyl)-ureido]-6,7-dimethoxy-2-methyl-3,4-dihydro-2H-quinoline-1-carboxylic acid ethyl ester and: cis-4-[(3,5-Bis-trifluoromethyl-benzyl)-(4,5-dihydro-oxazol-2-yl)-amino]-6,7-dimethoxy-2-methyl-3,4-dihydro-2H-quinoline-1-carboxylic acid ethyl ester: A solution of cis-4-[(3,5-bis-trifluoromethyl-benzyl)-amino]-6,7-dimethoxy-2-methyl-3,4-dihydro-2H-quinoline-1-carboxylic acid ethyl ester (105 mg, 0.20 mmol) in tetrahydrofuran (1 mL) was cooled in an ice water bath as 2-chloroethyl isocyanate was added. After stirring overnight at room temperature, the solvent was evaporated under a stream of nitrogen. The residue was combined with water (4 mL) and heated at reflux. After 4 hours, the mixture was cooled to room temperature, made basic with a concentrated aqueous ammonium hydroxide solution, extracted with ethyl acetate (3x10 mL), dried over sodium sulfate, filtered, and concentrated in vacuo. The resulting material was purified by silica gel chromatography eluting with 0–30% ethyl acetate in hexanes to afford 37 mg of the title produce of Example 78. 1H NMR ($CDCl_3$) δ 6.1.2 (d, 3H), 1.3 (t, 3H), 1.35 (m, 1H), 2.2 (m, 1H), 3.5–3.8 (m, 5H), 3.8 (s, 3H), 3.9 (s, 3H), 4.1–4.3 (m, 2H), 4.4 (m, 1H), 4.8–5.2 (m, 3H), 6.45 (C5, s, 1H), 7.13 (C8, s, 1H), 7.7–7.8 (m, 3H). Continued elutions with 30–70% ethyl acetate in hexanes afforded 7 mg of the title product of Example 79. MS m/z 591 ($M^+ + 1$); 1H NMR ($CDCl_3$) δ 1.2 (d, 3H), 1.3 (t, 3H), 1.35 (m, 1H), 2.2 (m, 1H), 3.8 (s, 3H), 3.8–3.9 (m, 2H), 3.9 (s, 3H), 4.1–4.5 (m, 6H), 4.8–5.3 (m, 2H), 6.5 (C5, s, 1H), 7.7–7.8 (m, 3H).

Examples 80–95 were prepared in optically enriched form by resolution of the corresponding racemate indicated, or an intermediate in its synthesis, using the methods described in the specification.

Example 80

[2S,4S]4-[(3,5-Bis-trifluoromethyl-benzyl)-formyl-amino]-2-cyclopropyl-6-trifluoromethyl-3,4-dihydro-2H-quinoline-1-carboxylic acid isopropyl ester. Example 29.

Example 81

[2S,4S]4-[1-(3,5-Bis-trifluoromethyl-benzyl)-ureido]-2-cyclopropyl-6-trifluoromethyl-3,4-dihydro-2H-quinoline-1-carboxylic acid isopropyl ester. Example 70.

72

Example 82

[2S,4S]4-[Acetyl-(3,5-bis-trifluoromethyl-benzyl)-amino]-2-cyclopropyl-6-trifluoromethyl-3,4-dihydro-2H-quinoline-1-carboxylic acid isopropyl ester. Example 31.

Example 83

[2R,4S]4-[Acetyl-(3,5-bis-trifluoromethyl-benzyl)-amino]-2-ethyl-6-trifluoromethyl-3,4-dihydro-2H-quinoline-1-carboxylic acid ethyl ester. Example 38.

Example 84

[2S,4S]4-[(3,5-Bis-trifluoromethyl-benzyl)-formyl-amino]-2-cyclopropyl-6-trifluoromethyl-3,4-dihydro-2H-quinoline-1-carboxylic acid propyl ester. Example 40.

Example 85

[2S,4S]4-[Acetyl-(3,5-bis-trifluoromethyl-benzyl)-amino]-2-cyclopropyl-6-trifluoromethyl-3,4-dihydro-2H-quinoline-1-carboxylic acid propyl ester. Example 41.

Example 86

[2R,4S]4-[(3,5-Bis-trifluoromethyl-benzyl)-formyl-amino]-2-ethyl-6-trifluoromethyl-3,4-dihydro-2H-quinoline-1-carboxylic acid ethyl ester. Example 42.

Example 87

[2S,4S]4-[Acetyl-(3,5-bis-trifluoromethyl-benzyl)-amino]-2-cyclopropyl-6-trifluoromethyl-3,4-dihydro-2H-quinoline-1-carboxylic acid tert-butyl ester. Example 43.

Example 88

[2S,4S]4-[Acetyl-(3,5-bis-trifluoromethyl-benzyl)-amino]-2-cyclopropyl-6-trifluoromethyl-3,4-dihydro-2H-quinoline-1-carboxylic acid ethyl ester. Example 44.

Example 89

[2S,4S]4-[(3,5-Bis-trifluoromethyl-benzyl)-formyl-amino]-2-cyclopropyl-6-trifluoromethyl-3,4-dihydro-2H-quinoline-1-carboxylic acid ethyl ester. Example 45.

Example 90

[2R,4S]4-[Acetyl-(3,5-bis-trifluoromethyl-benzyl)-amino]-2-ethyl-6-trifluoromethyl-3,4-dihydro-2H-quinoline-1-carboxylic acid isopropyl ester. Example 46.

Example 91

[2R,4S]4-[(3,5-Bis-trifluoromethyl-benzyl)-formyl-amino]-2-ethyl-6-trifluoromethyl-3,4-dihydro-2H-quinoline-1-carboxylic acid isopropyl ester. Example 47.

Example 92

[2R,4S]4-[(3,5-Bis-trifluoromethyl-benzyl)-formyl-amino]-2-methyl-6-trifluoromethyl-3,4-dihydro-2H-quinoline-1-carboxylic acid isopropyl ester. Example 48.

Example 93

[2R,4S]4-[Acetyl-(3,5-bis-trifluoromethyl-benzyl)-amino]-2-methyl-6-trifluoromethyl-3,4-dihydro-2H-quinoline-1-carboxylic acid ethyl ester. Example 49B.

Example 94

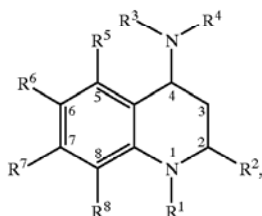
[2R,4S]4-[(3,5-Bis-trifluoromethyl-benzyl)-formyl-amino]-2-methyl-6-trifluoromethyl-3,4-dihydro-2H-quinoline-1-carboxylic acid ethyl ester. Example 49C.

Example 95

[2R,4S]4-[Acetyl-(3,5-bis-trifluoromethyl-benzyl)-amino]-2-methyl-6-trifluoromethyl-3,4-dihydro-2H-quinoline-1-carboxylic acid isopropyl ester. Example 49D.

What is claimed is:

1. A compound of the Formula I



Formula I

prodrug thereof, or a pharmaceutically acceptable salt of said compound or of said prodrug;

wherein R¹ is Y, W-X or W-Y;

wherein W is a carbonyl, thiocarbonyl, sulfinyl or sulfonyl;

X is —O-Y, —S-Y, —N(H)-Y or —N-(Y)₂;

wherein Y for each occurrence is independently Z or a fully saturated, partially unsaturated or fully unsaturated one to ten membered straight or branched carbon chain wherein the carbons, other than the connecting carbon, may optionally be replaced with one or two heteroatoms selected independently from oxygen, sulfur and nitrogen and said carbon is optionally mono-, di- or tri-substituted independently with halo, said carbon is optionally mono-substituted with hydroxy, said carbon is optionally mono-substituted with oxo, said sulfur is optionally mono- or di-substituted with oxo, said nitrogen is optionally mono-, or di-substituted with oxo, and said carbon chain is optionally mono-substituted with Z;

wherein Z is a partially saturated, fully saturated or fully unsaturated three to eight membered ring optionally having one to four heteroatoms selected independently from oxygen, sulfur and nitrogen, or a bicyclic ring consisting of two fused partially saturated, fully saturated or fully unsaturated three to six membered rings, taken independently, optionally having one to four heteroatoms selected independently from nitrogen, sulfur and oxygen;

wherein said Z substituent is optionally mono-, di- or tri-substituted independently with halo, (C₂-C₆) alkenyl, (C₁-C₆) alkyl, hydroxy, (C₁-C₆)alkoxy, (C₁-C₄)alkylthio, amino, nitro, cyano, oxo, carboxy, (C₁-C₆)alkyloxycarbonyl, mono-N- or di-N,N-(C₁-C₆)alkylamino wherein said (C₁-C₆) alkyl substituent is optionally mono-, di- or tri-substituted independently with halo, hydroxy, (C₁-C₆)alkoxy, (C₁-C₄)alkylthio, amino, nitro, cyano, oxo, carboxy, (C₁-C₆)alkyloxycarbonyl, mono-N- or di-N,N-(C₁-C₆)alkylamino, said (C₁-C₆)alkyl substituent is also optionally substituted with from one to nine fluorines;

R² is a partially saturated, fully saturated or fully unsaturated one to six membered straight or branched carbon chain wherein the carbons, other than the connecting carbon, may optionally be replaced with one or two heteroatoms selected independently from oxygen, sulfur and nitrogen wherein said carbon atoms are option-

ally mono-, di- or tri-substituted independently with halo, said carbon is optionally mono-substituted with oxo, said carbon is optionally mono-substituted with hydroxy, said sulfur is optionally mono- or di-substituted with oxo, said nitrogen is optionally mono- or di-substituted with oxo; or said R² is a partially saturated, fully saturated or fully unsaturated three to seven membered ring optionally having one to two heteroatoms selected independently from oxygen, sulfur and nitrogen, wherein said R² ring is optionally attached through (C₁-C₄)alkyl;

wherein said R² ring is optionally mono-, di- or tri-substituted independently with halo, (C₂-C₆) alkenyl, (C₁-C₆) alkyl, hydroxy, (C₁-C₆)alkoxy, (C₁-C₄)alkylthio, amino, nitro, cyano, oxo, carboxy, (C₁-C₆)alkyloxycarbonyl, mono-N- or di-N,N-(C₁-C₆)alkylamino wherein said (C₁-C₆)alkyl substituent is optionally mono-, di- or tri-substituted independently with halo, hydroxy, (C₁-C₆)alkoxy, (C₁-C₄)alkylthio, oxo or (C₁-C₆)alkyloxycarbonyl;

R³ is hydrogen or Q;

wherein Q is a fully saturated, partially unsaturated or fully unsaturated one to six membered straight or branched carbon chain wherein the carbons, other than the connecting carbon, may optionally be replaced with one heteroatom selected from oxygen, sulfur and nitrogen and said carbon is optionally mono-, di- or tri-substituted independently with halo, said carbon is optionally mono-substituted with hydroxy, said carbon is optionally mono-substituted with oxo, said sulfur is optionally mono- or di-substituted with oxo, said nitrogen is optionally mono-, or di-substituted with oxo, and said carbon chain is optionally mono-substituted with V;

wherein V is a partially saturated, fully saturated or fully unsaturated three to eight membered ring optionally having one to four heteroatoms selected independently from oxygen, sulfur and nitrogen, or a bicyclic ring consisting of two fused partially saturated, fully saturated or fully unsaturated three to six membered rings, taken independently, optionally having one to four heteroatoms selected independently from nitrogen, sulfur and oxygen; wherein said V substituent is optionally mono-, di-, tri-, or tetra-substituted independently with halo, (C₁-C₆)alkyl, (C₂-C₆)alkenyl, hydroxy, (C₁-C₆)alkoxy, (C₁-C₄)alkylthio, amino, nitro, cyano, oxo, carboxamoyl, mono-N- or di-N,N-(C₁-C₆)alkylcarboxamoyl, carboxy, (C₁-C₆)alkyloxycarbonyl, mono-N- or di-N,N-(C₁-C₆)alkylamino wherein said (C₁-C₆)alkyl or (C₂-C₆)alkenyl substituent is optionally mono-, di- or tri-substituted independently with hydroxy, (C₁-C₆)alkoxy, (C₁-C₄)alkylthio, amino, nitro, cyano, oxo, carboxy, (C₁-C₆)alkyloxycarbonyl, mono-N- or di-N,N-(C₁-C₆)alkylamino, said (C₁-C₆)alkyl or (C₂-C₆)alkenyl substituents are also optionally substituted with from one to nine fluorines;

R⁴ is cyano, formyl, W¹Q¹, W¹V¹, (C₁-C₄)alkyleneV¹ or V²;

wherein W¹ is carbonyl, thiocarbonyl, SO or SO₂, wherein Q¹ a fully saturated, partially unsaturated or fully unsaturated one to six membered straight or branched carbon chain wherein the carbons may optionally be replaced with one heteroatom selected from oxygen, sulfur and nitrogen and said carbon is

optionally mono-, di- or tri-substituted independently with halo, said carbon is optionally mono-substituted with hydroxy, said carbon is optionally mono-substituted with oxo, said sulfur is optionally mono- or di-substituted with oxo, said nitrogen is optionally mono-, or di-substituted with oxo, and said carbon chain is optionally mono-substituted with V¹;

wherein V¹ is a partially saturated, fully saturated or fully unsaturated three to six membered ring optionally having one to two heteroatoms selected independently from oxygen, sulfur and nitrogen, or a bicyclic ring consisting of two fused partially saturated, fully saturated or fully unsaturated three to six membered rings, taken independently, optionally having one to four heteroatoms selected independently from nitrogen, sulfur and oxygen;

wherein said V¹ substituent is optionally mono-, di-, tri-, or tetra-substituted independently with halo, (C₁-C₆)alkyl, (C₁-C₆)alkoxy, hydroxy, oxo, amino, nitro, cyano, (C₁-C₆)alkyloxycarbonyl, mono-N- or di-N,N-(C₁-C₆)alkylamino wherein said (C₁-C₆)alkyl substituent is optionally mono-substituted with oxo, said (C₁-C₆)alkyl substituent is also optionally substituted with from one to nine fluorines;

wherein V² is a partially saturated, fully saturated or fully unsaturated five to seven membered ring containing one to four heteroatoms selected independently from oxygen, sulfur and nitrogen;

wherein said V² substituent is optionally mono-, di- or tri-substituted independently with halo, (C₁-C₂)alkyl, (C₁-C₂)alkoxy, hydroxy, or oxo wherein said (C₁-C₂)alkyl optionally has from one to five fluorines; and

wherein R³ or R⁴ does not include oxycarbonyl linked directly to the C⁴ nitrogen;

wherein either R³ must contain V or R⁴ must contain V¹;

R⁵, R⁶, R⁷ and R⁸ are independently hydrogen, a bond, nitro or halo wherein said bond is substituted with T or a partially saturated, fully saturated or fully unsaturated (C₁-C₁₂) straight or branched carbon chain wherein carbon may optionally be replaced with one or two heteroatoms selected independently from oxygen, sulfur and nitrogen, wherein said carbon atoms are optionally mono-, di- or tri-substituted independently with halo, said carbon is optionally mono-substituted with hydroxy, said carbon is optionally mono-substituted with oxo, said sulfur is optionally mono- or di-substituted with oxo, said nitrogen is optionally mono- or di-substituted with oxo, and said carbon chain is optionally mono-substituted with T;

wherein T is a partially saturated, fully saturated or fully unsaturated three to twelve membered ring optionally having one to four heteroatoms selected independently from oxygen, sulfur and nitrogen, or a bicyclic ring consisting of two fused partially saturated, fully saturated or fully unsaturated three to six membered rings, taken independently, optionally having one to four heteroatoms selected independently from nitrogen, sulfur and oxygen;

wherein said T substituent is optionally mono-, di- or tri-substituted independently with halo, (C₁-C₆)alkyl, (C₂-C₆)alkenyl, hydroxy, (C₁-C₆)alkoxy, (C₁-C₄)alkylthio, amino, nitro, cyano, oxo, carboxy, (C₁-C₆)alkyloxycarbonyl, mono-N- or di-N,N-(C₁-C₆)alkylamino wherein said (C₁-C₆)alkyl sub-

stituent is optionally mono-, di- or tri-substituted independently with hydroxy, (C₁-C₆)alkoxy, (C₁-C₄)alkylthio, amino, nitro, cyano, oxo, carboxy, (C₁-C₆)alkyloxycarbonyl, mono-N- or di-N,N-(C₁-C₆)alkylamino, said (C₁-C₆)alkyl substituent also optionally has from one to nine fluorines;

wherein R⁵ and R⁶, or R⁶ and R⁷, and/or R⁷ and R⁸ may also be taken together and can form at least one ring that is a partially saturated or fully unsaturated four to eight membered ring optionally having one to three heteroatoms independently selected from nitrogen, sulfur and oxygen;

wherein said rings formed by R⁵ and R⁶, or R⁶ and R⁷, and/or R⁷ and R⁸ are optionally mono-, di- or tri-substituted independently with halo, (C₁-C₆)alkyl, (C₁-C₄)alkylsulfonyl, (C₂-C₆)alkenyl, hydroxy, (C₁-C₆)alkoxy, (C₁-C₄)alkylthio, amino, nitro, cyano, oxo, carboxy, (C₁-C₆)alkyloxycarbonyl, mono-N- or di-N,N-(C₁-C₆)alkylamino wherein said (C₁-C₆)alkyl substituent is optionally mono-, di- or tri-substituted independently with hydroxy, (C₁-C₆)alkoxy, (C₁-C₄)alkylthio, amino, nitro, cyano, oxo, carboxy, (C₁-C₆)alkyloxycarbonyl, mono-N- or di-N,N-(C₁-C₆)alkylamino, said (C₁-C₆)alkyl substituent also optionally has from one to nine fluorines with the proviso that R¹ cannot be (C₁-C₆)alkyl.

2. A compound as recited in claim 1 wherein

the C² substituent is beta;

the C⁴ nitrogen is beta;

R¹ is W-X;

W is carbonyl, thiocarbonyl or sulfonyl;

X is -O-Y-, S-Y-, N(H)-Y- or -N-(Y)₂;

Y for each occurrence is independently (C₁-C₄)alkyl, said (C₁-C₄)alkyl optionally having hydroxy or from one to nine fluorines or said (C₁-C₄)alkyl optionally mono-substituted with Z; wherein Z is a partially saturated, fully saturated or fully unsaturated three to six membered ring optionally having one to two heteroatoms selected independently from oxygen, sulfur and nitrogen; wherein said Z substituent is optionally mono-, di- or tri-substituted independently with halo, (C₁-C₄)alkyl, (C₁-C₄)alkoxy, (C₁-C₄)alkylthio, nitro, cyano, oxo, or (C₁-C₆)alkyloxycarbonyl, said (C₁-C₄)alkyl optionally substituted with from one to nine fluorines;

R² is a partially saturated, fully saturated or fully unsaturated (C₁-C₄) straight or branched carbon chain wherein the carbons, other than the connecting carbon, may optionally be replaced with one heteroatom selected independently from oxygen, sulfur and nitrogen wherein said carbon atoms are optionally mono-, di- or tri-substituted independently with halo, said carbon is optionally mono-substituted with oxo or hydroxy, said sulfur is optionally mono- or di-substituted with oxo, said nitrogen is optionally mono- or di-substituted with oxo; or said R² is a partially saturated, fully saturated or fully unsaturated three to five membered ring optionally having one heteroatom selected independently from oxygen, sulfur and nitrogen;

wherein said R² ring is optionally mono-, di- or tri-substituted independently with halo, hydroxy, (C₁-C₆)alkoxy, amino, nitro, (C₁-C₄)alkyloxycarbonyl or carboxy; R³ is Q-V wherein Q is (C₁-C₄)alkyl and V is a five or six membered

partially saturated, fully saturated or fully unsaturated ring optionally having one to three heteroatoms selected independently from oxygen, sulfur and nitrogen;

wherein said V ring is optionally mono-, di-, tri- or tetra-substituted independently with halo, (C₁-C₆) alkyl, hydroxy, (C₁-C₆)alkoxy, (C₁-C₆)alkoxycarbonyl, nitro, cyano or oxo, wherein said (C₁-C₆)alkyl substituent optionally has from one to nine fluorines;

R⁴ is carbonyl or carbamoyl wherein said carbonyl moiety is optionally mono-substituted with V¹ or (C₁-C₂)alkyl and said carbamoyl moiety is optionally mono- or di-substituted independently with V¹ or (C₁-C₂)alkyl, in either instance said (C₁-C₂)alkyl optionally mono-substituted with V¹ or said (C₁-C₂)alkyl optionally having one to five fluorines;

wherein V¹ is a partially saturated, fully saturated or fully unsaturated three to six membered ring optionally having one to two heteroatoms selected independently from oxygen, sulfur and nitrogen;

wherein said V¹ substituent is optionally mono-, di- or tri-substituted independently with halo, nitro or (C₁-C₂)alkyl, said (C₁-C₂)alkyl optionally having from one to five fluorines;

R⁶ and R⁷ are each independently hydrogen, halo, T, (C₁-C₆)alkoxy or (C₁-C₆)alkyl, said (C₁-C₆)alkoxy or (C₁-C₆)alkyl substituent optionally having from one to nine fluorines or said (C₁-C₆)alkoxy or (C₁-C₆)alkyl substituent optionally mono-substituted with T;

wherein T is a partially saturated, fully saturated or fully unsaturated five to six membered ring optionally having one to two heteroatoms selected independently from oxygen, sulfur and nitrogen;

wherein said T substituent is optionally mono-, di- or tri-substituted independently with halo, (C₁-C₆)alkyl, hydroxy, (C₁-C₆)alkoxy, (C₁-C₄)alkylthio, amino, oxo, carboxy, (C₁-C₆)alkyloxycarbonyl, mono-N- or di-N,N-(C₁-C₆)alkylamino wherein said (C₁-C₆)alkyl substituent optionally has from one to nine fluorines; or

wherein R⁶ and R⁷ are taken together and form one ring that is a partially saturated or fully unsaturated five or six membered ring optionally having one to two heteroatoms independently selected from nitrogen, sulfur and oxygen; and

R⁵ and R⁶ are H,

or a pharmaceutically acceptable salt thereof.

3. A compound as recited in claim 2 wherein

W is carbonyl;

X is O-Y wherein Y is (C₁-C₄)alkyl, wherein said (C₁-C₄)alkyl substituent optionally has hydroxy or from one to nine fluorines;

R² is (C₁-C₄)alkyl, (C₁-C₂)alkyloxymethylene or (C₃-C₅)cycloalkyl;

Q is (C₁-C₄)alkyl and V is phenyl, pyridinyl, or pyrimidinyl;

wherein said V ring is optionally mono-, di- or tri-substituted independently with halo, (C₁-C₆)alkyl, hydroxy, (C₁-C₆)alkoxy, nitro, cyano or oxo wherein said (C₁-C₆)alkyl substituent optionally has from one to nine fluorines;

R⁴ is carbonyl or carbamoyl wherein said carbonyl or carbamoyl is optionally mono-substituted with hydrogen or (C₁-C₂)alkyl; and

R⁶ and R⁷ are each independently hydrogen, (C₁-C₃)alkoxy or (C₁-C₆)alkyl, said (C₁-C₃)alkoxy optionally

having from one to seven fluorines, said (C₁-C₆)alkyl optionally having from one to nine fluorines, or a pharmaceutically acceptable salt thereof.

4. A compound as recited in claim 3 wherein

Q is methyl and V is phenyl or pyridinyl;

wherein said V ring is optionally mono-, di- or tri-substituted independently with halo, nitro, or (C₁-C₂)alkyl, wherein said (C₁-C₂)alkyl optionally has from one to five fluorines,

or a pharmaceutically acceptable salt thereof.

5. A compound as recited in claim 1 wherein said compound is

[2S,4S]4-[(3,5-bis-trifluoromethyl-benzyl)-formyl-amino]-2-cyclopropyl-6-trifluoromethyl-3,4-dihydro-2H-quinoline-1-carboxylic acid isopropyl ester;

[2S,4S]4-[(3,5-bis-trifluoromethyl-benzyl)-formyl-amino]-2-cyclopropyl-6-trifluoromethyl-3,4-dihydro-2H-quinoline-1-carboxylic acid propyl ester;

[2S,4S]4-[acetyl-(3,5-bis-trifluoromethyl-benzyl)-amino]-2-cyclopropyl-6-trifluoromethyl-3,4-dihydro-2H-quinoline-1-carboxylic acid tert-butyl ester;

[2R,4S]4-[acetyl-(3,5-bis-trifluoromethyl-benzyl)-amino]-2-ethyl-6-trifluoromethyl-3,4-dihydro-2H-quinoline-1-carboxylic acid isopropyl ester; or

[2R,4S]4-[acetyl-(3,5-bis-trifluoromethyl-benzyl)-amino]-2-methyl-6-trifluoromethyl-3,4-dihydro-2H-quinoline-1-carboxylic acid ethyl ester,

or a pharmaceutically acceptable salt of said compounds.

6. A compound as recited in claim 1 wherein said compound is

[2S,4S]4-[1-(3,5-bis-trifluoromethyl-benzyl)-ureido]-2-cyclopropyl-6-trifluoromethyl-3,4-dihydro-2H-quinoline-1-carboxylic acid isopropyl ester;

[2R,4S]4-[acetyl-(3,5-bis-trifluoromethyl-benzyl)-amino]-2-ethyl-6-trifluoromethyl-3,4-dihydro-2H-quinoline-1-carboxylic acid ethyl ester;

[2S,4S]4-[acetyl-(3,5-bis-trifluoromethyl-benzyl)-amino]-2-methoxymethyl-6-trifluoromethyl-3,4-dihydro-2H-quinoline-1-carboxylic acid isopropyl ester;

[2S,4S]4-[acetyl-(3,5-bis-trifluoromethyl-benzyl)-amino]-2-cyclopropyl-6-trifluoromethyl-3,4-dihydro-2H-quinoline-1-carboxylic acid propyl ester;

[2S,4S]4-[acetyl-(3,5-bis-trifluoromethyl-benzyl)-amino]-2-cyclopropyl-6-trifluoromethyl-3,4-dihydro-2H-quinoline-1-carboxylic acid ethyl ester; or

[2R,4S]4-[(3,5-bis-trifluoromethyl-benzyl)-formyl-amino]-2-ethyl-6-trifluoromethyl-3,4-dihydro-2H-quinoline-1-carboxylic acid isopropyl ester,

or a pharmaceutically acceptable salt of said compounds.

7. A compound as recited in claim 1 wherein said compound is

[2R,4S]4-[(3,5-bis-trifluoromethyl-benzyl)-formyl-amino]-2-methyl-6-trifluoromethyl-3,4-dihydro-2H-quinoline-1-carboxylic acid ethyl ester;

[2S,4S]4-[acetyl-(3,5-bis-trifluoromethyl-benzyl)-amino]-2-cyclopropyl-6-trifluoromethyl-3,4-dihydro-2H-quinoline-1-carboxylic acid isopropyl ester;

[2R,4S]4-[(3,5-bis-trifluoromethyl-benzyl)-formyl-amino]-2-ethyl-6-trifluoromethyl-3,4-dihydro-2H-quinoline-1-carboxylic acid ethyl ester;

[2S,4S]4-[(3,5-bis-trifluoromethyl-benzyl)-formyl-amino]-2-cyclopropyl-6-trifluoromethyl-3,4-dihydro-2H-quinoline-1-carboxylic acid ethyl ester;

[2R,4S]4-[(3,5-bis-trifluoromethyl-benzyl)-formyl-amino]-2-methyl-6-trifluoromethyl-3,4-dihydro-2H-quinoline-1-carboxylic acid isopropyl ester; or

[2R,4S]4-[acetyl-(3,5-bis-trifluoromethyl-benzyl)-amino]-2-methyl-6-trifluoromethyl-3,4-dihydro-2H-quinoline-1-carboxylic acid isopropyl ester,

or a pharmaceutically acceptable salt of said compounds.

8. A compound as recited in claim 4 wherein
 Y is isopropyl;
 R² is cyclopropyl;
 R³ is 3,5-bis-trifluoromethylphenylmethyl;
 R⁴ is formyl;
 R⁶ is trifluoromethyl; and
 R⁷ is H,
 or a pharmaceutically acceptable salt thereof.
9. A compound as recited in claim 4 wherein
 Y is n-propyl;
 R² is cyclopropyl;
 R³ is 3,5-bis-trifluoromethylphenylmethyl;
 R⁴ is formyl;
 R⁶ is trifluoromethyl; and
 R⁷ is H,
 or a pharmaceutically acceptable salt thereof.
10. A compound as recited in claim 4 wherein
 Y is tert-butyl;
 R² is cyclopropyl;
 R³ is 3,5-bis-trifluoromethylphenylmethyl;
 R⁴ is acetyl;
 R⁶ is trifluoromethyl; and
 R⁷ is H,
 or a pharmaceutically acceptable salt thereof.
11. A compound as recited in claim 4 wherein
 Y is isopropyl;
 R² is ethyl;
 R³ is 3,5-bis-trifluoromethylphenylmethyl;
 R⁴ is acetyl;
 R⁶ is trifluoromethyl; and
 R⁷ is H,
 or a pharmaceutically acceptable salt thereof.
12. A compound as recited in claim 4 wherein
 Y is ethyl;
 R² is methyl;
 R³ is 3,5-bis-trifluoromethylphenylmethyl;
 R⁴ is acetyl;
 R⁶ is trifluoromethyl; and
 R⁷ is H,
 or a pharmaceutically acceptable salt thereof.
13. A compound as recited in claim 4 wherein
 Y is isopropyl;
 R² is cyclopropyl;
 R³ is 3,5-bis-trifluoromethylphenylmethyl;
 R⁴ is carbamoyl;
 R⁶ is trifluoromethyl; and
 R⁷ is H,
 or a pharmaceutically acceptable salt thereof.
14. A compound as recited in claim 4 wherein
 Y is ethyl;
 R² is ethyl;
 R³ is 3,5-bis-trifluoromethylphenylmethyl;
 R⁴ is acetyl;
 R⁶ is trifluoromethyl; and
 R⁷ is H,
 or a pharmaceutically acceptable salt thereof.

15. A compound as recited in claim 4 wherein
 Y is isopropyl;
 R² is methoxymethyl;
 R³ is 3,5-bis-trifluoromethylphenylmethyl;
 R⁴ is acetyl;
 R⁶ is trifluoromethyl; and
 R⁷ is H,
 or a pharmaceutically acceptable salt thereof.
16. A compound as recited in claim 4 wherein
 Y is n-propyl;
 R² is cyclopropyl;
 R³ is 3,5-bis-trifluoromethylphenylmethyl;
 R⁴ is acetyl;
 R⁶ is trifluoromethyl; and
 R⁷ is H,
 or a pharmaceutically acceptable salt thereof.
17. A compound as recited in claim 4 wherein
 Y is ethyl;
 R² is cyclopropyl;
 R³ is 3,5-bis-trifluoromethylphenylmethyl;
 R⁴ is acetyl;
 R⁶ is trifluoromethyl; and
 R⁷ is H,
 or a pharmaceutically acceptable salt thereof.
18. A compound as recited in claim 4 wherein
 Y is isopropyl;
 R² is ethyl;
 R³ is 3,5-bis-trifluoromethylphenylmethyl;
 R⁴ is formyl;
 R⁶ is trifluoromethyl; and
 R⁷ is H,
 or a pharmaceutically acceptable salt thereof.
19. A compound as recited in claim 4 wherein
 Y is ethyl;
 R² is methyl;
 R³ is 3,5-bis-trifluoromethylphenylmethyl;
 R⁴ is formyl;
 R⁶ is trifluoromethyl; and
 R⁷ is H,
 or a pharmaceutically acceptable salt thereof.
20. A compound as recited in claim 4 wherein
 Y is isopropyl;
 R² is cyclopropyl;
 R³ is 3,5-bis-trifluoromethylphenylmethyl;
 R⁴ is acetyl;
 R⁶ is trifluoromethyl; and
 R⁷ is H,
 or a pharmaceutically acceptable salt thereof.
21. A compound as recited in claim 4 wherein
 Y is ethyl;
 R² is ethyl;
 R³ is 3,5-bis-trifluoromethylphenylmethyl;
 R⁴ is formyl;
 R⁶ is trifluoromethyl; and
 R⁷ is H,
 or a pharmaceutically acceptable salt thereof.
22. A compound as recited in claim 4 wherein
 Y is ethyl;
 R² is cyclopropyl;

81

R³ is 3,5-bis-trifluoromethylphenylmethyl;
 R⁴ is formyl;
 R⁶ is trifluoromethyl; and
 R⁷ is H,
 or a pharmaceutically acceptable salt thereof.
 23. A compound as recited in claim 4 wherein
 Y is isopropyl;
 R² is methyl;
 R³ is 3,5-bis-trifluoromethylphenylmethyl;
 R⁴ is formyl;
 R⁶ is trifluoromethyl; and
 R⁷ is H,
 or a pharmaceutically acceptable salt thereof.
 24. A compound as recited in claim 4 wherein
 Y is isopropyl;
 R² is methyl;
 R³ is 3,5-bis-trifluoromethylphenylmethyl;
 R⁴ is acetyl;
 R⁶ is trifluoromethyl; and
 R⁷ is H,
 or a pharmaceutically acceptable salt thereof.
 25. A compound as recited in claim 1 wherein
 the C² substituent is beta;
 the C⁴ nitrogen is beta;
 R¹ is W-Y;
 W is carbonyl, thiocarbonyl or sulfonyl;
 Y is (C₁-C₆)alkyl, said (C₁-C₆)alkyl optionally having
 from one to nine fluorines or said (C₁-C₆)alkyl
 optionally mono-substituted with Z wherein Z is a
 partially saturated, fully saturated or fully unsatur-
 ated three to six membered ring optionally having
 one to two heteroatoms selected independently from
 oxygen, sulfur and nitrogen;
 wherein said Z substituent is optionally mono-, di- or
 tri-substituted independently with halo, (C₁-C₄)
 alkyl, (C₁-C₄)alkoxy, (C₁-C₄)alkylthio, nitro,
 cyano, oxo, or (C₁-C₆)alkyloxycarbonyl, said
 (C₁-C₄)alkyl substituent optionally substituted
 with from one to nine fluorines;
 R² is a partially saturated, fully saturated or fully unsatur-
 ated (C₁-C₄) straight or branched carbon chain
 wherein the carbons, other than the connecting carbon,
 may optionally be replaced with one heteroatom
 selected independently from oxygen, sulfur and nitro-
 gen wherein said carbon atoms are optionally mono-,
 di- or tri-substituted independently with halo, said
 carbon is optionally mono-substituted with oxo or
 hydroxy, said sulfur is optionally mono- or
 di-substituted with oxo, said nitrogen is optionally
 mono- or di-substituted with oxo; or said R² is a
 partially saturated, fully saturated or fully unsaturated
 three to five membered ring optionally having one
 heteroatom selected independently from oxygen, sulfur
 and nitrogen;
 R³ is Q-V wherein Q is (C₁-C₄)alkyl and V is a five or six
 membered partially saturated, fully saturated or fully
 unsaturated ring optionally having one to three heteroa-
 toms selected independently from oxygen, sulfur and
 nitrogen;
 wherein said V ring is optionally mono-, di-, tri- or
 tetra-substituted independently with halo, (C₁-C₆)
 alkyl, hydroxy, (C₁-C₆)alkoxy, nitro, cyano or oxo
 wherein said (C₁-C₆)alkyl substituent optionally has
 from one to nine fluorines;

82

R⁴ is carbonyl or carbamoyl wherein said carbonyl moiety
 is optionally mono-substituted with V¹ or (C₁-C₂)alkyl
 and said carbamoyl moiety is optionally mono- or
 di-substituted independently with V¹ or (C₁-C₂)alkyl,
 in either instance said (C₁-C₂)alkyl optionally mono-
 substituted with V¹ or said (C₁-C₂)alkyl optionally
 having one to five fluorines;
 wherein V¹ is a partially saturated, fully saturated or
 fully unsaturated three to six membered ring option-
 ally having one to two heteroatoms selected inde-
 pendently from oxygen, sulfur and nitrogen;
 wherein said V¹ substituent is optionally mono-, di- or
 tri-substituted independently with halo, nitro or
 (C₁-C₂)alkyl, said (C₁-C₂)alkyl substituent option-
 ally having from one to five fluorines;
 R⁶ and R⁷ are each independently H, halo, T, (C₁-C₆)
 alkoxy or (C₁-C₆)alkyl, said (C₁-C₆)alkoxy or (C₁-C₆)
 alkyl substituent optionally having from one to nine
 fluorines or said (C₁-C₆)alkoxy or (C₁-C₆)alkyl sub-
 stituent optionally mono-substituted with T;
 wherein T is a partially saturated, fully saturated or
 fully unsaturated five to six membered ring option-
 ally having one to two heteroatoms selected inde-
 pendently from oxygen, sulfur and nitrogen;
 wherein said T substituent is optionally mono-, di- or
 tri-substituted independently with halo, (C₁-C₆)
 alkyl, hydroxy, (C₁-C₆)alkoxy, (C₁-C₆)alkylthio,
 amino, oxo, carboxy, (C₁-C₆)alkyloxycarbonyl,
 mono-N- or di-N,N-(C₁-C₆)alkylamino wherein
 said (C₁-C₆)alkyl substituent optionally has from
 one to nine fluorines; or
 wherein R⁶ and R⁷ are taken together and form one ring
 that is a partially saturated or fully unsaturated five
 or six membered ring optionally having one to two
 heteroatoms independently selected from nitrogen,
 sulfur and oxygen; and
 R⁵ and R⁸ are H,
 or a pharmaceutically acceptable salt thereof.
 26. A compound as recited in claim 1 wherein
 the C² substituent is beta;
 the C⁴ nitrogen is beta;
 R¹ is W-Z;
 W is carbonyl, thiocarbonyl or sulfonyl;
 Z is a partially saturated, fully saturated or fully unsatur-
 ated three to six membered ring optionally having
 one to two heteroatoms selected independently from
 oxygen, sulfur and nitrogen;
 wherein said Z substituent is optionally mono-, di- or
 tri-substituted independently with halo, (C₁-C₄)
 alkyl, (C₁-C₄)alkoxy, (C₁-C₄)alkylthio, nitro,
 cyano, oxo, or (C₁-C₆)alkyloxycarbonyl, said
 (C₁-C₄)alkyl substituent optionally substituted with
 from one to nine fluorines;
 R² is a partially saturated, fully saturated or fully unsatur-
 ated (C₁-C₄) straight or branched carbon chain
 wherein the carbons, other than the connecting carbon,
 may optionally be replaced with one heteroatom
 selected independently from oxygen, sulfur and nitro-
 gen wherein said carbon atoms are optionally mono-,
 di- or tri-substituted independently with halo, said
 carbon is optionally mono-substituted with oxo or
 hydroxy, said sulfur is optionally mono- or
 di-substituted with oxo, said nitrogen is optionally
 mono- or di-substituted with oxo; or said R² is a
 partially saturated, fully saturated or fully unsaturated
 three to five membered ring optionally having one
 heteroatom selected independently from oxygen, sulfur
 and nitrogen;

R³ is Q-V wherein Q is (C₁-C₄)alkyl and V is a five or six membered partially saturated, fully saturated or fully unsaturated ring optionally having one to three heteroatoms selected independently from oxygen, sulfur and nitrogen;

wherein said V ring is optionally mono-, di-, tri- or tetra-substituted independently with halo, (C₁-C₆)alkyl, hydroxy, (C₁-C₆)alkoxy, nitro, cyano or oxo wherein said (C₁-C₆)alkyl substituent optionally has from one to nine fluorines;

R⁴ is carbonyl or carbamoyl wherein said carbonyl moiety is optionally mono-substituted with V¹ or (C₁-C₂)alkyl and said carbamoyl moiety is optionally mono- or di-substituted independently with V¹ or (C₁-C₂)alkyl, in either instance said (C₁-C₂)alkyl optionally mono-substituted with V¹ or said (C₁-C₂)alkyl optionally having one to five fluorines;

wherein V¹ is a partially saturated, fully saturated or fully unsaturated three to six membered ring optionally having one to two heteroatoms selected independently from oxygen, sulfur and nitrogen;

wherein said V¹ substituent is optionally mono-, di- or tri-substituted independently with halo, (C₁-C₂)alkyl or nitro, said (C₁-C₂)alkyl substituent optionally having from one to five fluorines;

R⁶ and R⁷ are each independently H, halo, T, (C₁-C₆)alkoxy or (C₁-C₆)alkyl, said (C₁-C₆)alkoxy or (C₁-C₆)alkyl substituent optionally having from one to nine fluorines or said (C₁-C₆)alkoxy or (C₁-C₆)alkyl substituent optionally mono-substituted with T;

wherein T is a partially saturated, fully saturated or fully unsaturated five to six membered ring optionally having one to two heteroatoms selected independently from oxygen, sulfur and nitrogen;

wherein said T substituent is optionally mono-, di- or tri-substituted independently with halo, (C₁-C₆)alkyl, hydroxy, (C₁-C₆)alkoxy, (C₁-C₄)alkylthio, amino, oxo, carboxy, (C₁-C₆)alkyloxycarbonyl, mono-N- or di-N,N-(C₁-C₆)alkylamino wherein said (C₁-C₆)alkyl substituent optionally has from one to nine fluorines; or

wherein R⁶ and R⁷ are taken together and form one ring that is a partially saturated or fully unsaturated five or six membered ring optionally having one to two heteroatoms independently selected from nitrogen, sulfur and oxygen; and

R⁵ and R⁸ are H,

or a pharmaceutically acceptable salt thereof.

27. A compound as recited in claim 1 wherein

the C² substituent is beta;

the C⁴ nitrogen is beta;

R¹ is Y;

wherein Y is (C₁-C₈)alkyl, said (C₁-C₈)alkyl optionally having from one to nine fluorines or said (C₁-C₈)alkyl optionally mono-substituted with Z;

wherein Z is a partially saturated, fully saturated or fully unsaturated three to six membered ring optionally having one to two heteroatoms selected independently from oxygen, sulfur and nitrogen;

wherein said Z substituent is optionally mono-, di- or tri-substituted independently with halo, (C₁-C₄)alkyl, (C₁-C₄)alkoxy, (C₁-C₄)alkylthio, nitro, cyano, oxo, or (C₁-C₆)alkyloxycarbonyl, said (C₁-C₄)alkyl substituent optionally substituted with from one to nine fluorines;

R² is a partially saturated, fully saturated or fully unsaturated (C₁-C₄) straight or branched carbon chain

wherein the carbons, other than the connecting carbon, may optionally be replaced with one heteroatom selected independently from oxygen, sulfur and nitrogen wherein said carbon atoms are optionally mono-, di- or tri-substituted independently with halo, said carbon is optionally mono-substituted with oxo or hydroxy, said sulfur is optionally mono- or di-substituted with oxo, said nitrogen is optionally mono- or di-substituted with oxo; or

said R² is a partially saturated, fully saturated or fully unsaturated three to five membered ring optionally having one heteroatom selected independently from oxygen, sulfur and nitrogen;

R³ is Q-V wherein Q is (C₁-C₄)alkyl and V is a five or six membered partially saturated, fully saturated or fully unsaturated ring optionally having one to three heteroatoms selected independently from oxygen, sulfur and nitrogen;

wherein said V ring is optionally mono-, di-, tri- or tetra-substituted independently with halo, (C₁-C₆)alkyl, hydroxy, (C₁-C₆)alkoxy, nitro, cyano or oxo wherein said (C₁-C₆)alkyl substituent optionally has from one to nine fluorines;

R⁴ is carbonyl or carbamoyl wherein said carbonyl moiety is optionally mono-substituted with V¹ or (C₁-C₂)alkyl and said carbamoyl moiety is optionally mono- or di-substituted independently with V¹ or (C₁-C₂)alkyl, in either instance said (C₁-C₂)alkyl optionally mono-substituted with V¹ or said (C₁-C₂)alkyl optionally having one to five fluorines;

wherein V¹ is a partially saturated, fully saturated or fully unsaturated three to six membered ring optionally having one to two heteroatoms selected independently from oxygen, sulfur and nitrogen;

wherein said V¹ substituent is optionally mono-, di- or tri-substituted independently with halo, (C₁-C₂)alkyl or nitro, said (C₁-C₂)alkyl substituent optionally having from one to five fluorines;

R⁶ and R⁷ are each independently H, halo, T, (C₁-C₆)alkoxy or (C₁-C₆)alkyl, said (C₁-C₆)alkoxy or (C₁-C₆)alkyl substituent optionally having from one to nine fluorines or said (C₁-C₆)alkoxy or (C₁-C₆)alkyl substituent optionally mono-substituted with T;

wherein T is a partially saturated, fully saturated or fully unsaturated five to six membered ring optionally having one to two heteroatoms selected independently from oxygen, sulfur and nitrogen;

wherein said T substituent is optionally mono-, di- or tri-substituted independently with halo, (C₁-C₆)alkyl, hydroxy, (C₁-C₆)alkoxy, (C₁-C₄)alkylthio, amino, oxo, carboxy, (C₁-C₆)alkyloxycarbonyl, mono-N- or di-N,N-(C₁-C₆)alkylamino wherein said (C₁-C₆)alkyl substituent optionally has from one to nine fluorines; or

wherein R⁶ and R⁷ are taken together and form one ring that is a partially saturated or fully unsaturated five or six membered ring optionally having one to two heteroatoms independently selected from nitrogen, sulfur and oxygen; and

R⁵ and R⁸ are H,

or a pharmaceutically acceptable salt thereof.

28. A compound as recited in claim 1 wherein

the C² substituent is beta;

the C⁴ nitrogen is beta;

R¹ is Z;

wherein Z is a partially saturated, fully saturated or fully unsaturated three to six membered ring option-

ally having one to two heteroatoms selected independently from oxygen, sulfur and nitrogen; wherein said Z substituent is optionally mono-, di- or tri-substituted independently with halo, (C₁-C₄) alkyl, (C₁-C₄)alkoxy, (C₁-C₄)alkylthio, nitro, cyano, oxo, or (C₁-C₆)alkyloxycarbonyl, said (C₁-C₄)alkyl substituent optionally substituted with from one to nine fluorines;

R² is a partially saturated, fully saturated or fully unsaturated (C₁-C₄) straight or branched carbon chain wherein the carbons, other than the connecting carbon, may optionally be replaced with one heteroatom selected independently from oxygen, sulfur and nitrogen wherein said carbon atoms are optionally mono-, di- or tri-substituted independently with halo, said carbon is optionally mono-substituted with oxo or hydroxy, said sulfur is optionally mono- or di-substituted with oxo, said nitrogen is optionally mono- or di-substituted with oxo; or said R² is a partially saturated, fully saturated or fully unsaturated three to five membered ring optionally having one heteroatom selected independently from oxygen, sulfur and nitrogen;

R³ is Q-V wherein Q is (C₁-C₄)alkyl and V is a five or six membered partially saturated, fully saturated or fully unsaturated ring optionally having one to three heteroatoms selected independently from oxygen, sulfur and nitrogen;

wherein said V ring is optionally mono-, di-, tri- or tetra-substituted independently with halo, (C₁-C₆) alkyl, hydroxy, (C₁-C₆)alkoxy, nitro, cyano or oxo wherein said (C₁-C₆)alkyl substituent is optionally mono-, di- or tri-substituted independently with (C₁-C₆)alkoxy or (C₁-C₄)alkylthio or said (C₁-C₆) alkyl optionally having from one to nine fluorines;

R⁴ is carbonyl or carbamoyl wherein said carbonyl moiety is optionally mono-substituted with V¹ or (C₁-C₂)alkyl and said carbamoyl moiety is optionally mono- or di-substituted independently with V¹ or (C₁-C₂)alkyl, in either instance said (C₁-C₂)alkyl optionally mono-substituted with V¹ or said (C₁-C₂)alkyl optionally having one to five fluorines;

wherein V¹ is a partially saturated, fully saturated or fully unsaturated three to six membered ring optionally having one to two heteroatoms selected independently from oxygen, sulfur and nitrogen;

wherein said V¹ substituent is optionally mono-, di- or tri-substituted independently with halo, (C₁-C₂) alkyl or nitro, said (C₁-C₂)alkyl optionally having from one to five fluorines;

R⁶ and R⁷ are each independently H, halo, T, (C₁-C₆) alkoxy or (C₁-C₆)alkyl, said (C₁-C₆)alkoxy or (C₁-C₆) alkyl substituent optionally having from one to nine fluorines or said (C₁-C₆)alkoxy or (C₁-C₆)alkyl substituent optionally mono-substituted with T;

wherein T is a partially saturated, fully saturated or fully unsaturated five to six membered ring optionally having one to two heteroatoms selected independently from oxygen, sulfur and nitrogen;

wherein said T substituent is optionally mono-, di- or tri-substituted independently with halo, (C₁-C₆) alkyl, hydroxy, (C₁-C₆)alkoxy, (C₁-C₄)alkylthio, amino, oxo, carboxy, (C₁-C₆)alkyloxycarbonyl, mono-N- or di-N,N-(C₁-C₆)alkylamino wherein said (C₁-C₆)alkyl substituent optionally has from one to nine fluorines; or

wherein R⁶ and R⁷ are taken together and form one ring that is a partially saturated or fully unsaturated five

or six membered ring optionally having one to two heteroatoms independently selected from nitrogen, sulfur and oxygen; and

R⁵ and R⁸ are H, or a pharmaceutically acceptable salt thereof.

29. A compound as recited in claim 1 wherein

W is carbonyl;

X is O-Y, wherein Y is (C₁-C₅)alkyl, wherein said (C₁-C₅)alkyl substituent is optionally substituted with from one to nine fluorines;

R² is (C₁-C₄)alkyl or (C₃-C₅)cycloalkyl;

R³ is hydrogen;

R⁴ is (C₁-C₄)alkyleneV¹;

wherein V¹ is a partially saturated, fully saturated or fully unsaturated three to six membered ring optionally having one to two heteroatoms selected independently from oxygen, sulfur and nitrogen;

wherein said V¹ substituent is optionally mono-, di- or tri-substituted independently with halo, nitro or (C₁-C₂)alkyl, said (C₁-C₂)alkyl optionally having from one to five fluorines;

R⁶ and R⁷ are each independently H, halo, T, (C₁-C₆) alkoxy or (C₁-C₆)alkyl, said (C₁-C₆)alkoxy or (C₁-C₆) alkyl substituent optionally having from one to nine fluorines or said (C₁-C₆)alkoxy or (C₁-C₆)alkyl substituent optionally mono-substituted with T,

wherein T is a partially saturated, fully saturated or fully unsaturated five to six membered ring optionally having one to two heteroatoms selected independently from oxygen, sulfur and nitrogen;

wherein said T substituent is optionally mono-, di- or tri-substituted independently with halo, (C₁-C₆) alkyl, hydroxy, (C₁-C₆)alkoxy, (C₁-C₄)alkylthio, amino, oxo, carboxy, (C₁-C₆)alkyloxycarbonyl, mono-N- or di-N,N-(C₁-C₆)alkylamino wherein said (C₁-C₆)alkyl substituent optionally has from one to nine fluorines; or

wherein R⁶ and R⁷ are taken together and form one ring that is a partially saturated or fully unsaturated five or six membered ring optionally having one to two heteroatoms independently selected from nitrogen, sulfur and oxygen;

wherein said ring formed by R⁶ and R⁷ is optionally mono- or di-substituted independently with halo, (C₁-C₆)alkyl, hydroxy, (C₁-C₆)alkoxy or oxo, wherein said (C₁-C₆)alkyl substituent optionally has from one to nine fluorines; and

R⁵ and R⁸ are H, or a pharmaceutically acceptable salt thereof.

30. A compound as recited in claim 29 wherein

X is O-Y, wherein Y is (C₁-C₃)alkyl, wherein said (C₁-C₃)alkyl substituent optionally has from one to seven fluorines;

R² is (C₁-C₃)alkyl or (C₃-C₅)cycloalkyl;

R⁴ is methyleneV¹;

wherein V¹ is a fully unsaturated six membered ring optionally having one or two nitrogens;

wherein said V¹ substituent is optionally mono-, di- or tri-substituted independently with halo, nitro or (C₁-C₂)alkyl, said (C₁-C₂)alkyl optionally having from one to five fluorines;

R⁶ and R⁷ are each independently H, halo, (C₁-C₃)alkoxy or (C₁-C₃)alkyl, said (C₁-C₃)alkoxy or (C₁-C₃)alkyl substituents optionally having from one to seven fluorines; or

wherein R⁶ and R⁷ are taken together and form one ring that is a partially saturated or fully unsaturated five or six membered ring optionally having one to two heteroatoms independently selected from nitrogen, sulfur and oxygen; and

R⁵ and R⁸ are H, or a pharmaceutically acceptable salt thereof.

31. A compound as recited in claim 1 wherein said compound is

[2R,4S]4-(3,5-bis-trifluoromethyl-benzylamino)-2-methyl-6-trifluoromethyl-3,4-dihydro-2H-quinoline-1-carboxylic acid ethyl ester;

[2R,4S]4-(3,5-bis-trifluoromethyl-benzylamino)-2-methyl-6-trifluoromethyl-3,4-dihydro-2H-quinoline-1-carboxylic acid propyl ester;

[2R,4S]4-(3,5-bis-trifluoromethyl-benzylamino)-2-methyl-6-trifluoromethyl-3,4-dihydro-2H-quinoline-1-carboxylic acid isopropyl ester;

[2R,4S]4-(3,5-bis-trifluoromethyl-benzylamino)-2-ethyl-6-trifluoromethyl-3,4-dihydro-2H-quinoline-1-carboxylic acid ethyl ester;

[2R,4S]4-(3,5-Bis-trifluoromethyl-benzylamino)-2-ethyl-6-trifluoromethyl-3,4-dihydro-2H-quinoline-1-carboxylic acid propyl ester;

[2R,4S]4-(3,5-Bis-trifluoromethyl-benzylamino)-2-ethyl-6-trifluoromethyl-3,4-dihydro-2H-quinoline-1-carboxylic acid isopropyl ester;

[2S,4S]4-(3,5-Bis-trifluoromethyl-benzylamino)-2-cyclopropyl-6-trifluoromethyl-3,4-dihydro-2H-quinoline-1-carboxylic acid ethyl ester;

[2S,4S]4-(3,5-Bis-trifluoromethyl-benzylamino)-2-cyclopropyl-6-trifluoromethyl-3,4-dihydro-2H-quinoline-1-carboxylic acid propyl ester; or

[2S,4S]4-(3,5-Bis-trifluoromethyl-benzylamino)-2-cyclopropyl-6-trifluoromethyl-3,4-dihydro-2H-quinoline-1-carboxylic acid isopropyl ester,

or a pharmaceutically acceptable salt of said compounds.

32. A compound selected from the group consisting of [2R,4S]4-amino-2-methyl-6-trifluoromethyl-3,4-dihydro-2H-quinoline-1-carboxylic acid ethyl ester;

[2R,4S]4-amino-2-methyl-6-trifluoromethyl-3,4-dihydro-2H-quinoline-1-carboxylic acid propyl ester;

[2R,4S]4-amino-2-methyl-6-trifluoromethyl-3,4-dihydro-2H-quinoline-1-carboxylic acid isopropyl ester;

[2R,4S]4-amino-2-ethyl-6-trifluoromethyl-3,4-dihydro-2H-quinoline-1-carboxylic acid ethyl ester;

[2R,4S]4-amino-2-ethyl-6-trifluoromethyl-3,4-dihydro-2H-quinoline-1-carboxylic acid propyl ester;

[2R,4S]4-amino-2-ethyl-6-trifluoromethyl-3,4-dihydro-2H-quinoline-1-carboxylic acid isopropyl ester;

[2S,4S]4-amino-2-cyclopropyl-6-trifluoromethyl-3,4-dihydro-2H-quinoline-1-carboxylic acid ethyl ester;

[2S,4S]4-amino-2-cyclopropyl-6-trifluoromethyl-3,4-dihydro-2H-quinoline-1-carboxylic acid propyl ester;

[2S,4S]4-amino-2-cyclopropyl-6-trifluoromethyl-3,4-dihydro-2H-quinoline-1-carboxylic acid isopropyl ester; and pharmaceutically acceptable salts of said compounds.

33. A method for treating atherosclerosis, peripheral vascular disease, dyslipidemia, hyperbetalipoproteinemia,

hypoalphalipoproteinemia, hypercholesterolemia, hypertriglyceridemia, familial-hypercholesterolemia, cardiovascular disorders, angina, ischemia, cardiac ischemia, stroke, myocardial infarction, reperfusion injury, angioplastic restenosis, hypertension, vascular complications of diabetes, obesity or endotoxemia in a mammal by administering to a mammal in need of such treatment an atherosclerosis, peripheral vascular disease, dyslipidemia, hyperbetalipoproteinemia, hypoalphalipoproteinemia, hypercholesterolemia, hypertriglyceridemia, familial-hypercholesterolemia, cardiovascular disorders, angina, ischemia, cardiac ischemia, stroke, myocardial infarction, reperfusion injury, angioplastic restenosis, hypertension, reperfusion injury, vascular complications of diabetes, obesity or endotoxemia treating amount of a compound of claim 1, a prodrug thereof, or a pharmaceutically acceptable salt of said compound or of said prodrug.

34. A method as recited in claim 33 wherein atherosclerosis is treated.

35. A method as recited in claim 33 wherein peripheral vascular disease is treated.

36. A method as recited in claim 33 wherein dyslipidemia is treated.

37. A method as recited in claim 33 wherein hyperbetalipoproteinemia is treated.

38. A method as recited in claim 33 wherein hypoalphalipoproteinemia is treated.

39. A method as recited in claim 33 wherein hypercholesterolemia is treated.

40. A method as recited in claim 33 wherein hypertriglyceridemia is treated.

41. A method as recited in claim 33 wherein cardiovascular disorders are treated.

42. A pharmaceutical composition which comprises a therapeutically effective amount of a compound of claim 1, a prodrug thereof, or a pharmaceutically acceptable salt of said compound or of said prodrug and a pharmaceutically acceptable vehicle, diluent or carrier.

43. A pharmaceutical composition for the treatment of atherosclerosis, peripheral vascular disease, dyslipidemia, hyperbetalipoproteinemia, hypoalphalipoproteinemia, hypercholesterolemia, hypertriglyceridemia, familial-hypercholesterolemia, cardiovascular disorders, angina, ischemia, cardiac ischemia, stroke, myocardial infarction, reperfusion injury, angioplastic restenosis, hypertension, vascular complications of diabetes, obesity or endotoxemia in a mammal which comprise a therapeutically effective amount of a compound of claim 1, a prodrug thereof, or a pharmaceutically acceptable salt of said compound or of said prodrug and a pharmaceutically acceptable vehicle, diluent or carrier.

44. A pharmaceutical composition for the treatment of atherosclerosis in a mammal which comprises an atherosclerosis treating amount of a compound of claim 1, a prodrug thereof, or a pharmaceutically acceptable salt of said compound or of said prodrug and a pharmaceutically acceptable vehicle, diluent or carrier.

* * * * *