



US006057339A

United States Patent [19]
Gregg

[11] **Patent Number:** **6,057,339**
[45] **Date of Patent:** **May 2, 2000**

[54] **METHOD OF INHIBITING OR TREATING
PHYTOSTEROLEMIA WITH AN MTP
INHIBITOR**

[75] Inventor: **Richard E. Gregg**, Pennington, N.J.

[73] Assignee: **Bristol-Myers Squibb Company**,
Princeton, N.J.

[21] Appl. No.: **09/005,430**

[22] Filed: **Jan. 10, 1998**

Related U.S. Application Data

[60] Provisional application No. 60/035,591, Jan. 17, 1997.

[51] **Int. Cl.**⁷ **A61K 31/445**; A61K 31/21

[52] **U.S. Cl.** **514/325**; 514/510; 514/824

[58] **Field of Search** 514/325, 510,
514/824

[56] **References Cited**

U.S. PATENT DOCUMENTS

5,502,045 3/1996 Miettinen et al. 514/182
5,712,279 1/1998 Biller et al. 514/252

FOREIGN PATENT DOCUMENTS

WO96/26205 8/1996 WIPO .

OTHER PUBLICATIONS

Scriver et al, "The Metabolic and Molecular Bases of Inherited Disease", Seventh Edition, vol. II, Bjorkhem et al, "Inborn Errors in Bile Acid Biosynthesis and Storage of Sterols Other Than Cholesterol", pp. 2073-2099, (1995).

Cobb et al, "Sitosterolemia—Opposing Effects of Cholestyramine and Lovastatin on Plasma Sterol Levels in a Homozygous Girl and Her Heterozygous Father", (Rockefeller Univ., Biochem. Genet & Betab Lab, New York, NY), Abstract No. 96:434984, Metabolism—Clinical and Experimental, vol. 45, No. 6, pp. 673-679, Jun. 1996.

CA: 124:174453, Parsons et al., 1995.

CA 125:132403, Hidaka et al., 1995.

Primary Examiner—Kimberly Jordan

Attorney, Agent, or Firm—Burton Rodney; Ronald S. Hermenau

[57] **ABSTRACT**

A method is provided for inhibiting onset of or treating phytosterolemia by administering to a patient an MTP inhibitor, alone or optionally, in combination with another cholesterol lowering drug, such as pravastatin.

25 Claims, No Drawings

METHOD OF INHIBITING OR TREATING PHYTOSTEROLEMIA WITH AN MTP INHIBITOR

This application claims benefit to U.S. Provisional Application 60/035,591, filed Jan. 17, 1997.

FIELD OF THE INVENTION

The present invention related to a method for inhibiting onset of or treating phytosterolemia, by administering an MTP inhibitor alone or in combination with another cholesterol lowering drug, such as pravastatin.

BACKGROUND OF THE INVENTION

As indicated in Scriver, C. R. et al "Metabolic Basis of Inherited Diseases" Vol. II (1995), Chap. 65, Inborn Errors in Bile Acid Biosynthesis and Storage of Sterols Other than Cholesterol, Bjorkhem, I. and Boberg, K. M., pp. 2073–2099, phytosterolemia (also referred to as sitosterolemia) is a rare inherited sterol storage disease involving increased intestinal absorption of phytosterol or shellfish sterols and decreased fecal secretion. It is characterized by "tendon and tuberous xanthomas and by a strong predisposition to premature coronary atherosclerosis Increased amounts of phytosterols (plant sterols), such as sitosterol and campesterol and their 5 α -stanols, are found in blood, plasma, erythrocytes, and different tissues, especially in the xanthomas and arteries of affected subjects. Increased serum cholesterol and cholesterol have also been found in many patients." (p. 2073)

Patients afflicted with phytosterolemia have been found to have an increased incidence of coronary heart disease at an early age most likely due to early development of atherosclerosis at an early age. Bjorkhem et al, supra, indicate at page 2090 that "the mechanism behind the atherosclerosis is unexplained, but a high content of plant sterols in the circulating lipoproteins might promote their deposition in the arterial wall."

The microsomal triglyceride transfer protein (MTP) catalyzes the transport of triglyceride (TG), cholesteryl ester (CE), and phosphatidylcholine (PC) between small unilamellar vesicles (SUV). Wetterau & Zilversmit, *Chem. Phys. Lipids* 38, 205–22 (1985). When transfer rates are expressed as the percent of the donor lipid transferred per time, MTP expresses a distinct preference for neutral lipid transport (TG and CE), relative to phospholipid transport. The microsomal triglyceride transfer protein from bovine liver has been isolated and extensively characterized (1). This has led to the cloning of cDNA expressing the protein from several species, including humans (2). MTP is composed of two subunits. The small subunit is the previously characterized multifunctional protein, protein disulfide isomerase. This is supported by biochemical analysis of the protein (3) as well as co-expression studies performed in insect Sf9 cells using the baculovirus expression system. Expression of soluble active MTP requires the co-expression of PDI and the unique large subunit of MTP (4).

1: Wetterau, J. R. and Zilversmit, D. B. (1985) *Chem. Phys. Lipids* 38, 205–222.

Wetterau, J. R., et al, (1990) *J. Biol. Chem.* 265, 9800–9807.

5 Wetterau, J. R., et al, (1991) *Biochemistry* 30, 4406–4412.
Atzel, A., and Wetterau, J. R. (1993) *Biochemistry* 32, 10444–10450.

Atzel, A., and Wetterau, J. R. (1994) *Biochemistry* 33, 15382–15388.

10 Jamil, H., et al, (1995) *J. Biol. Chem.* 270, 6549–6554.

2. Sharp, D. et al, (1993) *Nature* 365, 65–69.

Lin, M. C. M., et al, *J. Biol. Chem.* 269, 29138–29145.

Nakamuta, M., et al, (1996) *Genomics* 33, 313–316.

3. Wetterau, J. R., et al, (1990) *J. Biol. Chem.* 265, 9800–9807.

15 Wetterau, J. R., et al, (1991) *Biochemistry* 30, 9728–9735.

4. Ricci, B., et al, (1995) *J. Biol. Chem.* 270, 14281–14285.

In vitro, MTP catalyzes the transport of lipid molecules between phospholipid membranes. Presumably, it plays a similar role in vivo, and thus plays some role in lipid metabolism. The subcellular (lumen of the microsomal fraction) and tissue distribution (liver and intestine) of MTP have led to speculation that it plays a role in the assembly of plasma lipoproteins, as these are the sites of plasma lipoprotein assembly. Wetterau & Zilversmit, *Biochem. Biophys. Acta* 875, 610–7 (1986). The ability of MTP to catalyze the transport of TG between membranes is consistent with this hypothesis, and suggests that MTP may catalyze the transport of TG from its site of synthesis in the endoplasmic reticulum (ER) membrane to nascent lipoprotein particles within the lumen of the ER.

Abetalipoproteinemia is an autosomal recessive disease characterized by a virtual absence of plasma lipoproteins which contain apolipoprotein B (apoB). Kane & Havel in *The Metabolic Basis of Inherited Disease*, Sixth edition, 1139–64 (1989). Plasma TG levels may be as low as a few mg/dL, and they fail to rise after fat ingestion. Plasma cholesterol levels are often only 20–45 mg/dL. These abnormalities are the result of a genetic defect in the assembly and/or secretion of very low density lipoproteins (VLDL) in the liver and chylomicrons in the intestine. The molecular basis for this defect had not been previously determined. In subjects examined, triglyceride, phospholipid, and cholesterol synthesis appear normal. At autopsy, subjects are free of atherosclerosis. Schaefer et al., *Clin. Chem.* 34, B9–12 (1988). A link between the apoB gene and abetalipoproteinemia has been excluded in several families. Talmud et al., *J. Clin. Invest.* 82, 1803–6 (1988) and Huang et al., *Am. J. Hum. Genet.* 46, 1141–8 (1990).

50 Recent reports (5) demonstrate that the defect causing abetalipoproteinemia is in the MTP gene, and as a result, the MTP protein. When examined, individuals with abetalipoproteinemia have no MTP activity, as a result of mutations in the MTP gene, some of which have been characterized. These results indicate that MTP is required for the synthesis of apoB containing lipoproteins, such as VLDL, the precursor to LDL. It therefore follows that inhibitors of MTP would inhibit the synthesis of VLDL and LDL, thereby lowering VLDL levels, LDL levels, cholesterol levels, and triglyceride levels in animals and man.

5. Wetterau, J. R., et al, (1992) *Science* 258, 999–1001.

Sharp, D., et al, (1993) *Nature* 365, 65–69.

Ricci, B., et al, (1995) *J. Biol. Chem.* 270, 14281–14285.

Shoulders, C. C., et al, (1993) *Hum. Mol. Genetics* 2, 2109–2116.

65 Narcisi, T. M. E., et al, (1995) *Am. J. Hum. Genet.* 57, 1298–1310.

3

Rehberg, E. F., et al, J. Biol. Chem (in press).

Canadian Patent Application No. 2,091,102 published Mar. 2, 1994 (corresponding to U.S. application Ser. No. 117,362, filed Sep. 3, 1993 (file DC21b)) which is incorporated herein by reference), reports MTP inhibitors which also block apoB containing lipoprotein secretion in a human hepatic cell line (HepG2 cells). This provides further support for the proposal that an MTP inhibitor would lower apoB containing lipoprotein and lipid levels in vivo. This Canadian patent application discloses a method for identifying the MTP inhibitors.

The use of microsomal triglyceride transfer protein (MTP) inhibitors for decreasing serum lipids including cholesterol and triglycerides and their use in treating atherosclerosis, obesity, hyperglycemia, and pancreatitis is disclosed in WO 96/26205, published Aug. 29, 1996, U.S. application Ser. No. 472,067, filed Jun. 6, 1995 (file DC21e), U.S. application Ser. No. 548,811, filed Jan. 11, 1996 (file DC21h), U.S. provisional application Ser. No. 60/017,224, filed May 9, 1996 (file HX79a*), U.S. provisional application Ser. No. 60/017,253, filed May 10, 1996 (file HX82*), U.S. provisional application Ser. No. 60/017,254, May 10, 1996 (file HX84*) and U.S. provisional application Ser. No. 60/028,216, filed Oct. 1, 1996 (file HX86*).

All of the above U.S. applications are incorporated herein by reference.

DESCRIPTION OF THE INVENTION

In accordance with the present invention, a method is provided for inhibiting onset of or treating phytosterolemia, in mammalian species, wherein a therapeutically effective amount of a microsomal triglyceride transfer protein (MTP) inhibitor is administered to a patient in need of treatment.

The MTP inhibitor may optionally be administered in combination with another cholesterol lowering drug or delipidating agent.

The MTP inhibitor alone or optionally in combination with another cholesterol lowering drug is administered systemically, such as orally or parenterally or transdermally, to patients in need of treatment.

In accordance with the present invention, the MTP inhibitor lowers plasma cholesterol (LDL-cholesterol) to at least about 50% of normal LDL blood level, preferably down to less than about 25% of normal, and lowers triglycerides to at least about 50% of normal triglyceride blood level, and preferably down to about 25% or less of normal, and thereby reduces plasma cholesterol and resulting atherosclerosis.

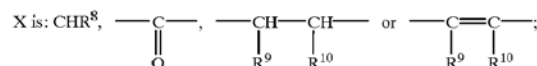
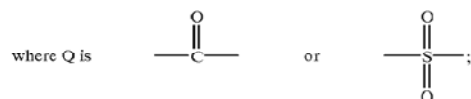
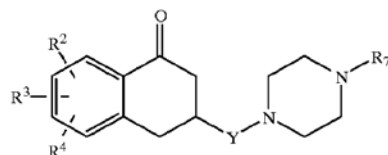
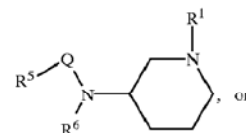
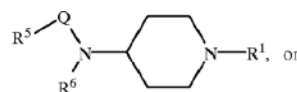
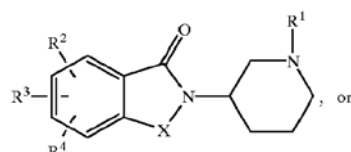
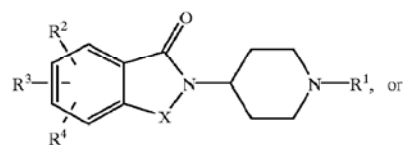
The terms "another cholesterol lowering drug or agent" or "another delipidating drug" will be employed interchangeably herein.

MTP inhibitors to be employed in the methods of the invention include MTP inhibitors disclosed in Canadian Patent Application No. 2,091,102 described hereinbefore (corresponding to U.S. application Ser. No. 117,362), WO 92/26205 published Aug. 29, 1996, U.S. application Ser. No. 472,067, filed Jun. 6, 1995 (file DC21e), U.S. application Ser. No. 548,811, filed Jan. 11, 1996 (file DC21h), U.S. provisional application Ser. No. 60/017,224, filed May 9, 1996 (file HX79a*), U.S. provisional application Ser. No. 60/017,253, filed May 10, 1996 (file HX82*), U.S. provisional application Ser. No. 60/017,254, filed May 10, 1996 (file HX84*), and U.S. provisional application Ser. No. 60/028,216, filed Oct. 1, 1996 (file HX86*). Preferred are each of the preferred MTP inhibitors disclosed in each of the above applications.

All of the above U.S. applications are incorporated herein by reference.

4

The MTP inhibitors disclosed in U.S. application Ser. No. 472,067, filed Jun. 6, 1995 (file DC21e) are piperidine compounds of the structure



R^8 , R^9 and R^{10} are independently hydrogen, alkyl, alkenyl, alkynyl, aryl, arylalkyl, heteroaryl, heteroarylalkyl, cycloalkyl, or cycloalkylalkyl;

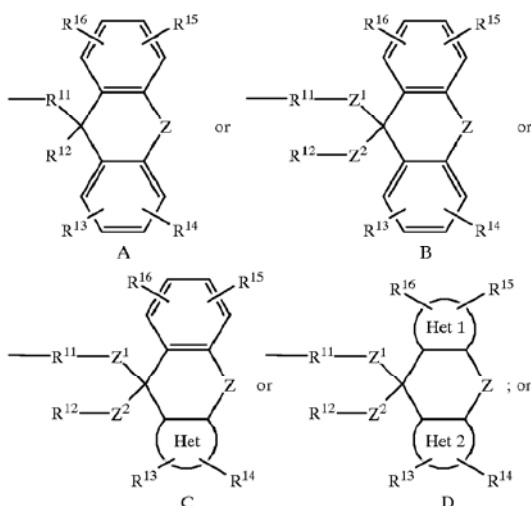


wherein m is 2 or 3;

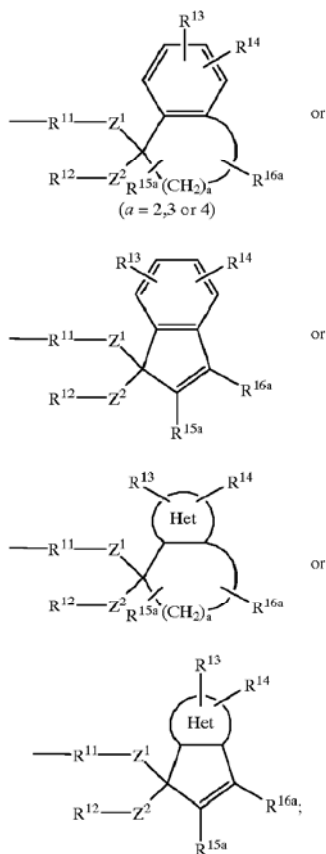
R^1 is alkyl, alkenyl, alkynyl, aryl, heteroaryl, arylalkyl wherein alkyl has at least 2 carbons, diarylalkyl, arylalkenyl, diarylalkenyl, arylalkynyl, diarylalkynyl, diarylalkylaryl, heteroarylalkyl wherein alkyl has at least 2 carbons, cycloalkyl, or cycloalkylalkyl wherein alkyl has at least 2 carbons, all optionally substituted through available carbon atoms with 1, 2, 3 or 4 groups selected from halo, haloalkyl, alkyl, alkenyl, alkoxy, aryloxy, aryl, arylalkyl, alkylmercapto, arylmercapto, cycloalkyl, cycloalkylalkyl, heteroaryl, fluorenyl, heteroarylalkyl, hydroxy or oxo;

5

or R¹ is a fluorenyl-type group of the structure

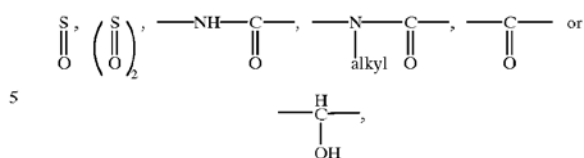


R¹ is an indenyl-type group of the structure



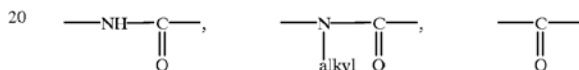
Z¹ and Z² are the same or different and are independently a bond, O, S,

6



with the proviso that with respect to B, at least one of Z¹ and Z² will be other than a bond; R¹¹ is a bond, alkylene, alkenylene or alkynylene of up to 10 carbon atoms; arylene or mixed arylene-alkylene; R¹² is hydrogen, alkyl, alkenyl, aryl, haloalkyl, trihaloalkyl, trihaloalkylalkyl, heteroaryl, heteroarylalkyl, arylalkyl, arylalkenyl, cycloalkyl, aryloxy, alkoxy, arylalkoxy or cycloalkylalkyl, with the provisos that preferably

(1) when R¹² is H, aryloxy, alkoxy or arylalkoxy, then Z² is




or a bond and

(2) when Z² is a bond, R¹² cannot be heteroaryl or heteroarylalkyl;

Z is a bond, O, S, N-alkyl, N-aryl, or alkylene or alkenylene from 1 to 5 carbon atoms; R¹³, R¹⁴, R¹⁵, and R¹⁶ are independently hydrogen, alkyl, halo, haloalkyl, aryl, cycloalkyl, cycloheteroalkyl, alkenyl, alkynyl, hydroxy, alkoxy, nitro, amino, thio, alkylsulfonyl, arylsulfonyl, alkylthio, arylthio, aminocarbonyl, alkylcarbonyloxy, arylcarbonylamino, alkylcarbonylamino, arylalkyl, heteroaryl, heteroarylalkyl or aryloxy;

R^{15a} and R^{16a} are independently hydrogen, alkyl, halo, haloalkyl, aryl, cycloalkyl, cycloheteroalkyl, alkenyl, alkynyl, alkoxy, alkylsulfonyl, arylsulfonyl, alkylthio, arylthio, aminocarbonyl, alkylcarbonyloxy, arylcarbonylamino, alkylcarbonylamino, arylalkyl, heteroaryl, heteroarylalkyl, or aryloxy;

or R¹ is a group of the structure



wherein p is 1 to 8 and R¹⁷ and R¹⁸ are each independently H, alkyl, alkenyl, aryl, arylalkyl, heteroaryl, heteroarylalkyl, cycloalkyl or cycloalkylalkyl at least one of R¹⁷ and R¹⁸ being other than H;

or R¹ is a group of the structure



wherein R¹⁹ is aryl or heteroaryl;

R²⁰ is aryl or heteroaryl;

R²¹ is H, alkyl, aryl, alkylaryl, arylalkyl, aryloxy, arylalkoxy, heteroaryl, heteroarylalkyl, heteroarylalkoxy, cycloalkyl, cycloalkylalkyl or cycloalkylalkoxy;

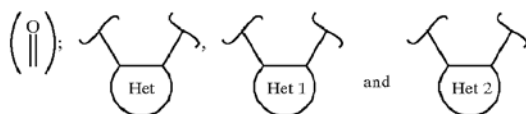
R², R³, R⁴ are independently hydrogen, halo, alkyl, alkenyl, alkoxy, aryloxy, aryl, arylalkyl, alkylmercapto, arylmercapto, cycloalkyl, cycloalkylalkyl, heteroaryl, heteroarylalkyl, hydroxy or haloalkyl;

7

R⁵ is independently alkyl, alkenyl, alkynyl, aryl, alkoxy, aryloxy, arylalkoxy, heteroaryl, arylalkyl, heteroarylalkyl, cycloalkyl, cycloalkylalkyl, polycycloalkyl, polycycloalkylalkyl, cycloalkenyl, cycloheteroalkyl, heteroaryloxy, cycloalkenylalkyl, polycycloalkenyl, polycycloalkenylalkyl, heteroarylcarbonyl, amino, alkylamino, arylamino, heteroarylamino, cycloalkyloxy, cycloalkylamino, all optionally substituted through available carbon atoms with 1, 2, 3 or 4 groups selected from hydrogen, halo, alkyl, haloalkyl, alkoxy, haloalkoxy, alkenyl, alkynyl, cycloalkyl, cycloalkylalkyl, cycloheteroalkyl, cycloheteroalkylalkyl, aryl, heteroaryl, arylalkyl, arylcycloalkyl, arylalkenyl, arylalkynyl, aryloxy, aryloxyalkyl, arylalkoxy, arylazo, heteroaryloxy, heteroarylalkyl, heteroarylalkenyl, heteroaryloxy, hydroxy, nitro, cyano, amino, substituted amino, thiol, alkylthio, arylthio, heteroarylthio, arylthioalkyl, alkylcarbonyl, arylcarbonyl, arylaminocarbonyl, alkoxy, aminocarbonyl, alkynylaminocarbonyl, alkylaminocarbonyl, alkenylaminocarbonyl, alkylcarbonyloxy, arylcarbonyloxy, alkylcarbonylamino, arylcarbonylamino, arylsulfinyl, arylsulfinylalkyl, arylsulfonyl, alkylsulfonyl, arylsulfonylamino, heteroarylcarbonylamino, heteroarylsulfinyl, heteroarylthio, heteroarylsulfonyl, alkylsulfinyl;

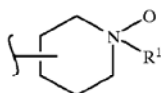
R⁵ is hydrogen or C₁-C₄ alkyl or C₁-C₄ alkenyl; all optionally substituted with 1, 2, 3 or 4 groups which may independently be any of the substituents listed in the definition of R⁵ set out above;

R⁷ is alkyl, aryl or arylalkyl wherein alkyl by itself or as part of arylalkyl is optionally substituted with oxo



are the same or different and are independently selected from heteroaryl containing 5- or 6-ring members; and

N-oxides

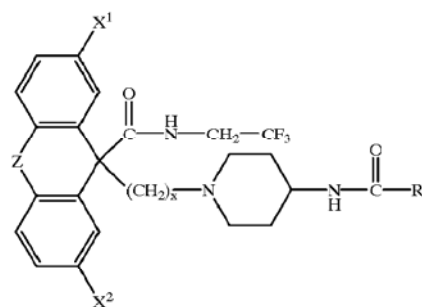


thereof; and

pharmaceutically acceptable salts thereof; with the proviso that preferably where in the first formula X is CH₂, and R², R³ and R⁴ are each H, then R¹ will be other than 3,3-diphenylpropyl, and preferably in the fifth formula, where one of R², R³ and R⁴ is 6-fluoro, and the others are H, R⁷ will be other than 4-(2-methoxyphenyl).

The MTP inhibitors disclosed in U.S. application Ser. No. 548,811 filed Jan. 11, 1996 (file DC21h), have the structure

8



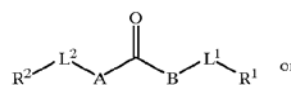
including the piperidine N-oxide thereof or a pharmaceutically acceptable salt thereof, wherein Z is a bond, O or S;

X¹ and X² are independently selected from H or halo;

x is an integer from 2 to 6;

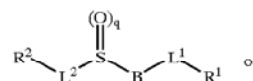
R⁵ is heteroaryl, aryl, heterocycloalkyl or cycloalkyl, each R⁵ group being optionally substituted with 1, 2, 3 or 4 substituents which may be the same or different.

The MTP inhibitors disclosed in U.S. provisional application No. 60/017,224, filed May 9, 1996 (file HX79a*) have the structure



I

IA



IB

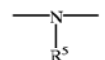
including pharmaceutically acceptable salts thereof, wherein q is 0, 1 or 2;

A is

(1) a bond;

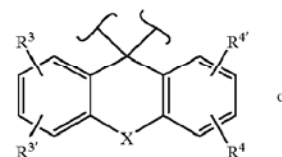
(2) —O—; or

(3)



where R⁵ is H or lower alkyl or R⁵ together with R² forms a carbocyclic or heterocyclic ring system containing 4 to 8 members in the ring.

B is a fluorenyl-type group of the structure:



or

Explore Litigation Insights

Docket Alarm provides insights to develop a more informed litigation strategy and the peace of mind of knowing you're on top of things.

Real-Time Litigation Alerts



Keep your litigation team up-to-date with **real-time alerts** and advanced team management tools built for the enterprise, all while greatly reducing PACER spend.

Our comprehensive service means we can handle Federal, State, and Administrative courts across the country.

Advanced Docket Research



With over 230 million records, Docket Alarm's cloud-native docket research platform finds what other services can't. Coverage includes Federal, State, plus PTAB, TTAB, ITC and NLRB decisions, all in one place.

Identify arguments that have been successful in the past with full text, pinpoint searching. Link to case law cited within any court document via Fastcase.

Analytics At Your Fingertips



Learn what happened the last time a particular judge, opposing counsel or company faced cases similar to yours.

Advanced out-of-the-box PTAB and TTAB analytics are always at your fingertips.

API

Docket Alarm offers a powerful API (application programming interface) to developers that want to integrate case filings into their apps.

LAW FIRMS

Build custom dashboards for your attorneys and clients with live data direct from the court.

Automate many repetitive legal tasks like conflict checks, document management, and marketing.

FINANCIAL INSTITUTIONS

Litigation and bankruptcy checks for companies and debtors.

E-DISCOVERY AND LEGAL VENDORS

Sync your system to PACER to automate legal marketing.