

United States Patent [19]

Billier et al.

[11] **Patent Number:** **6,066,650**[45] **Date of Patent:** **May 23, 2000**[54] **INHIBITORS OF MICROSOMAL TRIGLYCERIDE TRANSFER PROTEIN AND METHOD**

[75] Inventors: **Scott A. Billier**, Hopewell; **John K. Dickson**, Eastampton, both of N.J.; **R. Michael Lawrence**, Yardley, Pa.; **David R. Magnin**, Hamilton, N.J.; **Michael A. Poss**, Lawrenceville, N.J.; **Richard B. Sulsky**, Franklin Park, N.J.; **Joseph A. Tino**, Lawrenceville, N.J.; **John E. Lawson**, Wallingford; **Henry M. Holava**, Meriden, both of Conn.; **Richard A. Partyka**, Neshanic, N.J.

[73] Assignee: **Bristol-Myers Squibb Company**, Princeton, N.J.

[21] Appl. No.: **08/898,303**

[22] Filed: **Jul. 21, 1997**

Related U.S. Application Data

[63] Continuation of application No. 08/472,067, Jun. 6, 1995, Pat. No. 5,739,135, which is a continuation-in-part of application No. 08/391,901, Feb. 21, 1995, abandoned, which is a continuation-in-part of application No. 08/284,808, Aug. 5, 1994, abandoned, which is a continuation-in-part of application No. 08/117,362, Sep. 3, 1993, Pat. No. 5,595,872.

[51] **Int. Cl.**⁷ **A61K 31/445**; A61K 31/47; A61K 31/52; A61K 31/495; C07D 211/00; C07D 217/00; C07D 215/38; C07D 401/00

[52] **U.S. Cl.** **514/315**; 514/248; 514/252; 514/266; 514/307; 514/314; 514/318; 514/320; 514/321; 514/322; 514/323; 514/324; 514/326; 514/329; 544/235; 544/238; 544/277; 544/407; 546/146; 546/169; 546/194; 546/196; 546/197; 546/198; 546/199; 546/201; 546/202; 546/208; 546/209; 546/211; 546/213; 546/214; 546/223; 546/224

[58] **Field of Search** 514/248, 252, 514/266, 307, 314, 315, 318, 320, 321, 323, 322, 324, 326, 329; 544/235, 238, 277, 407; 546/146, 169, 194, 196, 197, 198, 199, 201, 202, 208, 209, 211, 213, 214, 224, 223

[56] **References Cited****U.S. PATENT DOCUMENTS**

3,910,931	10/1975	Cavalla et al.	260/293.62
4,289,781	9/1981	Bengtsson et al.	424/267
4,367,232	1/1983	Boix-Iglesias et al.	424/267
4,563,466	1/1986	Archibald et al.	514/319
4,576,940	3/1986	Tahara et al.	514/212
4,581,355	4/1986	Tahara et al.	514/212
4,607,042	8/1986	Pierce	514/323
4,826,975	5/1989	Picciola et al.	544/391
4,918,073	4/1990	Ruger et al.	514/255
5,026,858	6/1991	Vega-Noverola et al.	546/224
5,028,616	7/1991	Desai et al.	514/321
5,032,598	7/1991	Baldwin et al.	514/318
5,098,915	3/1992	Desai et al.	514/324
5,130,333	7/1992	Pan et al.	514/460
5,189,045	2/1993	Peglion et al.	514/319

5,208,243	5/1993	Peglion et al.	514/309
5,212,182	5/1993	Musser et al.	514/314
5,215,989	6/1993	Baldwin et al.	514/252
5,262,418	11/1993	Van Daele et al.	514/258
5,527,801	6/1996	Masuda et al.	514/255
5,571,832	11/1996	De Costa et al.	514/408
5,578,611	11/1996	Gluchowski et al.	514/318

FOREIGN PATENT DOCUMENTS

0584446A2	3/1994	European Pat. Off. .
0643057A1	3/1995	European Pat. Off. .
WO 9305778	4/1993	WIPO .
WO96/40640	12/1996	WIPO .

OTHER PUBLICATIONS

Archibald et al., Benzamidopiperidines. 3. Carbocyclic Derivatives Related to Indoramin, Journal of Medicinal Chemistry, vol. 17, No. 7, pp. 739-744, Jul. 1974.

(List continued on next page.)

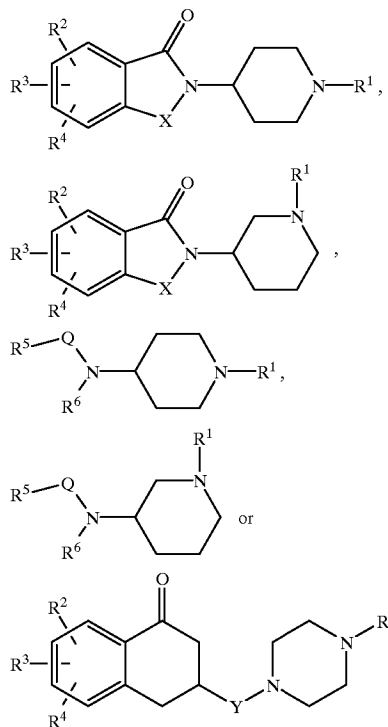
Primary Examiner—Richard L. Raymond

Assistant Examiner—Brenda Coleman

Attorney, Agent, or Firm—Burton Rodney

[57] **ABSTRACT**

Compounds are provided which inhibit microsomal triglyceride transfer protein and thus are useful for lowering serum lipids and treating atherosclerosis and related diseases. The compounds have the structure



wherein R¹ to R⁷, Q, X and Y are as defined herein.

2 Claims, No Drawings

OTHER PUBLICATIONS

- Bulleid & Freedman, *Nature* 335, 649–651 (1988). “Defective co-translational formation of disulphide bonds in protein disulphideisomerase-deficient microsomes”.
- Koivu et al., *J. Biol. Chem.* 262, 6447–6449 (1987). “A Single Polypeptide Acts Both as the β Subunit of Prolyl 4-Hydroxylase and as a Protein Disulfide-Isomerase*”.
- Kane & Havel in *The Metabolic Basis of Inherited Disease*, Sixth Edition, 1139–1164 (1989). “Disorders of the Biogenesis and Secretion of Lipoproteins Containing The B Apolipoproteins”.
- Schaefer et al., *Clin. Chem.* 34, B9–B12 (1988). “Genetics and Abnormalities in Metabolism of Lipoproteins”.
- Drayna et al., *Nature* 327, 632–634 (1987). “Cloning and sequencing of human cholesteryl ester transfer protein cDNA”.
- Pihlajaniemi et al., *EMBO J.* 6, 643–649 (1987). “Molecular cloning of the β -subunit of human prolyl 4-hydroxylase. This subunit and protein disulphide isomerase are products of the same gene”.
- Yamaguchi et al., *Biochem. Biophys. Res. Comm.* 146, 1483–1492 (1987). “Sequence of Membrane-Associated Thyroid Hormone Binding Protein From Bovine Liver: Its Identity with Protein Disulphide Isomerase”.
- Edman et al., *Nature* 317, 267–270 (1985). Sequence of protein disulphide isomerase and implications of its relationship to thioredoxin.
- Kao et al., *Connective Tissue Research* 18, 157–174 (1988). “Isolation of cDNA Clones and Genomic DNA Clones of β -Subunit of Chicken Prolyl 4-Hydroxylase*”.
- Wetterau, J. et al., *Biochem* 30, 9728–9735 (1991). “Protein Disulfide Isomerase Appears Necessary To Maintain the Catalytically Active Structure of the Microsomal Triglyceride Transfer Protein”.
- Morton, R.E. et al., *J. Biol. Chem.* 256, 1992–1995 (1981). “A Plasma Inhibitor of Triglyceride and Chloesteryl Ester Transfer Activities”.
- Wetterau, J. et al., *Biochem*: 30, 4406–4412 (1991): “Structural Properties of the Microsomal Triglyceride-Transfer Protein Complex”.
- Wetterau, J. et al., *J. Biol. Chem.* 265, 9800–9807 (1990). “Protein Disulfide Isomerase Is a Component of the Microsomal Triglyceride Transfer Protein Complex”.
- Wetterau, J. and Zilversmit, D.B., *Chem. and Phys. of Lipids* 38, 205–222 (1985). “Purification and Characterization of Microsomal Triglyceride and Cholesteryl Ester Transfer Protein From Bovine Liver Microsomes”.
- Wetterau, C. and Zilversmit, D.B., *Biochimica et Biophysica Acta* 875, 610–617 (1986). “Localization of intracellular triacylglycerol and cholesteryl ester transfer activity in rat tissues”.
- Wetterau, J. and Zilversmit, D.B., *J. Biol. Chem.* 259, 10863–10866 (1984). “A Triglyceride and Cholesteryl Ester Transfer Protein Associated with Liver Microsomes”.
- Wetterau, J., Grant Application entitled: “Intracellular Triglyceride Transport and Metabolism”, 1987.
- Presentation Materials, Aspen Bile Acid/Cholesterol Conference, Aug. 15, 1992.
- Wetterau, J. R., et al., *Science*, vol. 258, 999–1001, Nov. 6, 1992 “Absence of Microsomal Triglyceride Transfer Protein in Individuals with Abetalipoproteinemia”.
- Archibald, J. L., et al., *Journal of Medicinal Chemistry*, vol. 14, No. 11, pp. 1054–1059, 1971.
- Cortizo, L. et al., *J. Med. Chem.*, 34, pp. 2242–2247, 1991.
- Hall, I. H. et al., *Pharmaceutical Research*, vol. 9, No. 10, pp. 1324–1329 1992.
- Hall, I. H., et al., *Pharmacological Research Communications*, vol. 19, No. 12, pp. 839–858, 1987.
- Murthy et al., *Eur. J. Med. Chem.—Chim. Ther.*, vol. 20, No. 6, pp. 547–550, 1985.
- Derwent Abstract No. 93–117225/14, 1993.

INHIBITORS OF MICROSOMAL TRIGLYCERIDE TRANSFER PROTEIN AND METHOD

CROSS-REFERENCE TO RELATED APPLICATIONS

This is a continuation of application Ser. No. 08/472,067, filed Jun. 6, 1995 now U.S. Pat. No. 5,739,135, which is a continuation-in-part of application Ser. No. 08/391,901, filed Feb. 21, 1995, now abandoned, which is a continuation-in-part of application Ser. No. 08/284,808, filed Aug. 5, 1994, now abandoned, which is a continuation-in-part of application Ser. No. 08/117,362, filed Sep. 3, 1993, now U.S. Pat. No. 5,595,872.

FIELD OF THE INVENTION

This invention relates to novel compounds which inhibit microsomal triglyceride transfer protein, and to methods for decreasing serum lipids and treating atherosclerosis employing such compounds.

BACKGROUND OF THE INVENTION

The microsomal triglyceride transfer protein (MTP) catalyzes the transport of triglyceride (TG), cholesteryl ester (CE), and phosphatidylcholine (PC) between small unilamellar vesicles (SUV). Wetterau & Zilversmit, *Chem. Phys. Lipids* 38, 205–22 (1985). When transfer rates are expressed as the percent of the donor lipid transferred per time, MTP expresses a distinct preference for neutral lipid transport (TG and CE), relative to phospholipid transport. The protein from bovine liver has been isolated and characterized. Wetterau & Zilversmit, *Chem. Phys. Lipids* 38, 205–22 (1985). Polyacrylamide gel electrophoresis (PAGE) analysis of the purified protein suggests that the transfer protein is a complex of two subunits of apparent molecular weights 58,000 and 88,000, since a single band was present when purified MTP was electrophoresed under nondenaturing condition, while two bands of apparent molecular weights 58,000 and 88,000 were identified when electrophoresis was performed in the presence of sodium dodecyl sulfate (SDS). These two polypeptides are hereinafter referred to as 58 kDa and 88 kDa, respectively, or the 58 kDa and the 88 kDa component of MTP, respectively, or the low molecular weight subunit and the high molecular weight subunit of MTP, respectively.

Characterization of the 58,000 molecular weight component of bovine MTP indicates that it is the previously characterized multifunctional protein, protein disulfide isomerase (PDI). Wetterau et al., *J. Biol. Chem.* 265, 9800–7 (1990). The presence of PDI in the transfer protein is supported by evidence showing that (1) the amino terminal 25 amino acids of the bovine 58,000 kDa component of MTP is identical to that of bovine PDI, and (2) disulfide isomerase activity was expressed by bovine MTP following the dissociation of the 58 kDa–88 kDa protein complex. In addition, antibodies raised against bovine PDI, a protein which by itself has no TG transfer activity, were able to immunoprecipitate bovine TG transfer activity from a solution containing purified bovine MTP.

PDI normally plays a role in the folding and assembly of newly synthesized disulfide bonded proteins within the lumen of the endoplasmic reticulum. Bulleid & Freedman, *Nature* 353, 649–51 (1988). It catalyzes the proper pairing of cysteine residues into disulfide bonds, thus catalyzing the proper folding of disulfide bonded proteins. In addition, PDI

has been reported to be identical to the beta subunit of human prolyl 4-hydroxylase. Koivu et al., *J. Biol. Chem.* 262, 6447–9 (1987). The role of PDI in the bovine transfer protein is not clear. It does appear to be an essential component of the transfer protein as dissociation of PDI from the 88 kDa component of bovine MTP by either low concentrations of a denaturant (guanidine HCl), a chaotropic agent (sodium perchlorate), or a nondenaturing detergent (octyl glucoside) results in a loss of transfer activity. Wetterau et al., *Biochemistry* 30, 9728–35 (1991). Isolated bovine PDI has no apparent lipid transfer activity, suggesting that either the 88 kDa polypeptide is the transfer protein or that it confers transfer activity to the protein complex.

The tissue and subcellular distribution of MTP activity in rats has been investigated. Wetterau & Zilversmit, *Biochem. Biophys. Acta* 875, 610–7 (1986). Lipid transfer activity was found in liver and intestine. Little or no transfer activity was found in plasma, brain, heart, or kidney. Within the liver, MTP was a soluble protein located within the lumen of the microsomal fraction. Approximately equal concentrations were found in the smooth and rough microsomes.

Abetalipoproteinemia is an autosomal recessive disease characterized by a virtual absence of plasma lipoproteins which contain apolipoprotein B (apoB). Kane & Havel in *The Metabolic Basis of Inherited Disease*, Sixth edition, 1139–64 (1989). Plasma TG levels may be as low as a few mg/dL, and they fail to rise after fat ingestion. Plasma cholesterol levels are often only 20–45 mg/dL. These abnormalities are the result of a genetic defect in the assembly and/or secretion of very low density lipoproteins (VLDL) in the liver and chylomicrons in the intestine. The molecular basis for this defect has not been previously determined. In subjects examined, triglyceride, phospholipid, and cholesterol synthesis appear normal. At autopsy, subjects are free of atherosclerosis. Schaefer et al., *Clin. Chem.* 34, B9–12 (1988). A link between the apoB gene and abetalipoproteinemia has been excluded in several families. Talmud et al., *J. Clin. Invest.* 82, 1803–6 (1988) and Huang et al., *Am. J. Hum. Genet.* 46, 1141–8 (1990).

Subjects with abetalipoproteinemia are afflicted with numerous maladies. Kane & Havel, *supra*. Subjects have fat malabsorption and TG accumulation in their enterocytes and hepatocytes. Due to the absence of TG-rich plasma lipoproteins, there is a defect in the transport of fat-soluble vitamins such as vitamin E. This results in acanthocytosis of erythrocytes, spinocerebellar ataxia with degeneration of the fasciculus cuneatus and gracilis, peripheral neuropathy, degenerative pigmentary retinopathy, and ceroid myopathy. Treatment of abetalipoproteinemic subjects includes dietary restriction of fat intake and dietary supplementation with vitamins A, E and K.

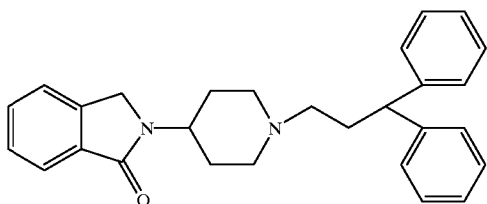
In vitro, MTP catalyzes the transport of lipid molecules between phospholipid membranes. Presumably, it plays a similar role in vivo, and thus plays some role in lipid metabolism. The subcellular (lumen of the microsomal fraction) and tissue distribution (liver and intestine) of MTP have led to speculation that it plays a role in the assembly of plasma lipoproteins, as these are the sites of plasma lipoprotein assembly. Wetterau & Zilversmit, *Biochem. Biophys. Acta* 875, 610–7 (1986). The ability of MTP to catalyze the transport of TG between membranes is consistent with this hypothesis, and suggests that MTP may catalyze the transport of TG from its site of synthesis in the endoplasmic reticulum (ER) membrane to nascent lipoprotein particles within the lumen of the ER.

Olofsson and colleagues have studied lipoprotein assembly in HepG2 cells. Bostrom et al., *J. Biol. Chem.* 263,

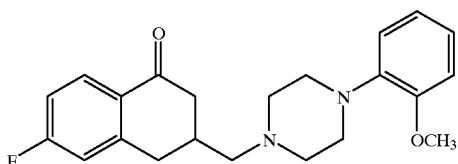
4434-42 (1988). Their results suggest small precursor lipoproteins become larger with time. This would be consistent with the addition or transfer of lipid molecules to nascent lipoproteins as they are assembled. MTP may play a role in this process. In support of this hypothesis, Howell and Palade, *J. Cell Biol.* 92, 833-45 (1982), isolated nascent lipoproteins from the hepatic Golgi fraction of rat liver. There was a spectrum of sizes of particles present with varying lipid and protein compositions. Particles of high density lipoprotein (HDL) density, yet containing apoB, were found. Higgins and Hutson, *J. Lipid Res.* 25, 1295-1305 (1984), reported lipoproteins isolated from Golgi were consistently larger than those from the endoplasmic reticulum, again suggesting the assembly of lipoproteins is a progressive event.

Recent reports (Science, Vol. 258, page 999, 1992; D. Sharp et al., Nature, Vol. 365, page 65, 1993) demonstrate that the defect causing abetalipoproteinemia is in the MTP gene, and as a result, the MTP protein. Individuals with abetalipoproteinemia have no MTP activity, as a result of mutations in the MTP gene, some of which have been characterized. These results indicate that MTP is required for the synthesis of apoB containing lipoproteins, such as VLDL, the precursor to LDL. It therefore follows that inhibitors of MTP would inhibit the synthesis of VLDL and LDL, thereby lowering VLDL levels, LDL levels, cholesterol levels, and triglyceride levels in animals and man.

Canadian Patent Application No. 2,091,102 published Mar. 2, 1994 (corresponding to U.S. application Ser. No. 117,362, filed Sep. 3, 1993 (file DC21b)) reports MTP inhibitors which also block the production of apoB containing lipoproteins in a human hepatic cell line (HepG2 cells). This provides further support for the proposal that an MTP inhibitor would lower apoB containing lipoprotein and lipid levels in vivo. This Canadian patent application discloses a method for identifying the MTP inhibitors



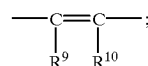
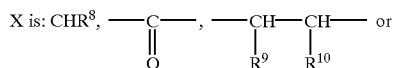
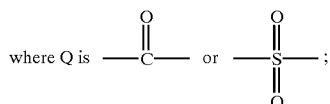
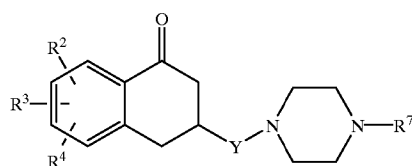
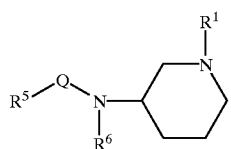
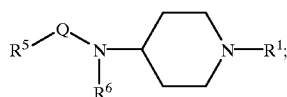
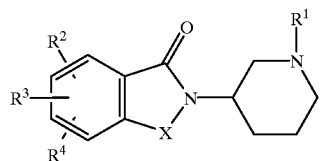
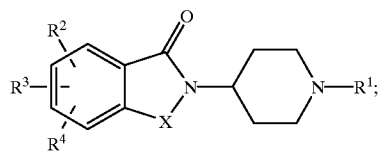
which has the name 2-[1-(3,3-diphenylpropyl)-4-piperidinyl]-2,3-dihydro-3-oxo-1H-isoindole hydrochloride and



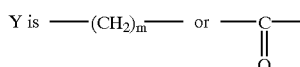
which has the name 1-[3-(6-fluoro-1-tetralanyl)methyl]-4-O-methoxyphenyl piperazine

SUMMARY OF THE INVENTION

In accordance with the present invention, novel compounds are provided which are inhibitors of MTP and have the structure



R^8 , R^9 and R^{10} are independently hydrogen, alkyl, alkenyl, alkynyl, aryl, arylalkyl, heteroaryl, heteroarylalkyl, cycloalkyl, or cycloalkylalkyl;



65 where m is 2 or 3;

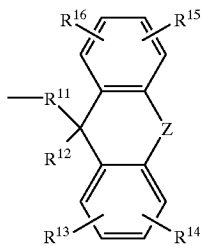
R^1 is alkyl, alkenyl, alkynyl, aryl, heteroaryl, arylalkyl (wherein alkyl has at least 2 carbons, preferably at least

5

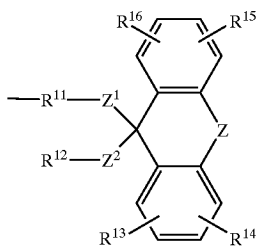
3 carbons), diarylalkyl, arylalkenyl, diarylalkenyl, arylalkynyl, diarylalkynyl, diarylalkylaryl, heteroarylalkyl (wherein alkyl has at least 2 carbons, preferably at least 3 carbons), cycloalkyl, or cycloalkylalkyl (wherein alkyl has at least 2 carbons, preferably at least 3 carbons); all of the aforementioned R¹ groups being optionally substituted through available carbon atoms with 1, 2, 3 or 4 groups selected from halo, haloalkyl, alkyl, alkenyl, alkoxy, aryloxy, aryl, arylalkyl, alkylmercapto, arylmercapto, cycloalkyl, cycloalkyl-alkyl, heteroaryl, fluorenyl, heteroarylalkyl, hydroxy or oxo;

or

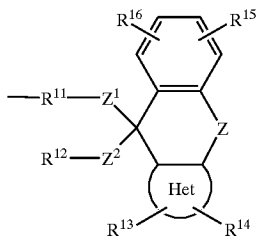
R¹ is a fluorenyl-type group of the structure



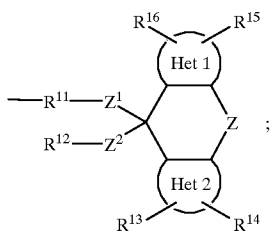
or



or



or



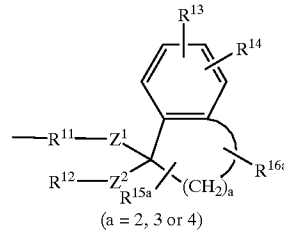
or

R¹ is an indenyl-type group of the structure

6

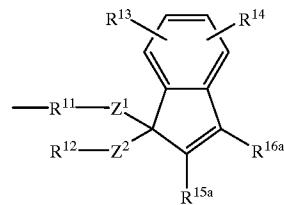
-continued

E



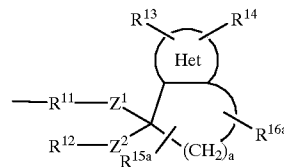
or

F



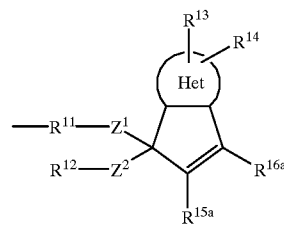
or

G



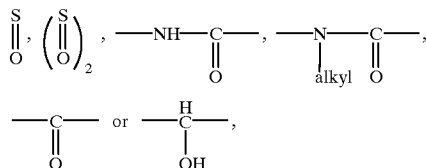
or

H



Z¹ and Z² are the same or different and are independently a bond, O, S,

D



with the proviso that with respect to B, at least one of Z¹ and Z² will be other than a bond;

65

R¹¹ is a bond, alkylene, alkenylene or alkynylene of up to 10 carbon atoms, arylene (for example

Explore Litigation Insights

Docket Alarm provides insights to develop a more informed litigation strategy and the peace of mind of knowing you're on top of things.

Real-Time Litigation Alerts



Keep your litigation team up-to-date with **real-time alerts** and advanced team management tools built for the enterprise, all while greatly reducing PACER spend.

Our comprehensive service means we can handle Federal, State, and Administrative courts across the country.

Advanced Docket Research



With over 230 million records, Docket Alarm's cloud-native docket research platform finds what other services can't. Coverage includes Federal, State, plus PTAB, TTAB, ITC and NLRB decisions, all in one place.

Identify arguments that have been successful in the past with full text, pinpoint searching. Link to case law cited within any court document via Fastcase.

Analytics At Your Fingertips



Learn what happened the last time a particular judge, opposing counsel or company faced cases similar to yours.

Advanced out-of-the-box PTAB and TTAB analytics are always at your fingertips.

API

Docket Alarm offers a powerful API (application programming interface) to developers that want to integrate case filings into their apps.

LAW FIRMS

Build custom dashboards for your attorneys and clients with live data direct from the court.

Automate many repetitive legal tasks like conflict checks, document management, and marketing.

FINANCIAL INSTITUTIONS

Litigation and bankruptcy checks for companies and debtors.

E-DISCOVERY AND LEGAL VENDORS

Sync your system to PACER to automate legal marketing.