


WT TORONTO
NO. 6 1990
CLO: J34129000
JOURNAL OF PERIODONTAL
RESEARCH

Journal of periodontal research

F0005		JOURNAL OF PERIODONTAL RESEARCH	
1086		1990 VOLUME 25 ISSUE 6	
00000311957093		SISAC	
SWETS		0022-3484(1990)25:6-7	
		Ref: S048203/02	
		01892916	



EDITOR: ROY C. PAGE, SEATTLE
 ASSOCIATE EDITORS:
 KLAUS NUKI, FARMINGTON
 HIROSHI OKADA, OSAKA
 UBELE VAN DER VELDEN, AMSTERDAM

MUNKSGAARD



Dr. Reddy's Laboratories, Ltd., et al.
v.
Galderma Laboratories, Inc.


Vol. 25 No. 6 321-377

ISSN 0022-3484

W1 J0828K
NO. 6 1990
SEQ: J34120000
JOURNAL OF PERIODONTAL
RESEARCH

Journal of periodontal research

F0005		JOURNAL OF PERIODONTAL RESEARCH	
1990 VOLUME 25 ISSUE 6		SISAC	
1086			01892916
00000311957093	SWETS	0022-3484(1990)25:6-7	Ref: S048203/02



EDITOR: ROY C. PAGE, SEATTLE
 ASSOCIATE EDITORS:
 KLAUS NUKI, FARMINGTON
 HIROSHI OKADA, OSAKA
 UBELE VAN DER VELDEN, AMSTERDAM
 MUNKSGAARD, COPENHAGEN

Vol. 25 No. 6: 321-377

**DOCKET
ALARM**

Find authenticated court documents without watermarks at docketalarm.com.

Journal of periodontal research

Aim and Scope

The *Journal of Periodontal Research* is an international research periodical the purpose of which is to publish original investigations concerned with every aspect of periodontology and related sciences. Review articles, reports of scientific meetings in periodontology and other short communications may also be accepted. Only articles written in English are accepted and only if they have not been and will not be published elsewhere.

Short papers (1–3 pages) are accepted and special efforts are made in order to ensure rapid publication of these.

Manuscripts and editorial correspondence should be sent to the editor. Address above. The *Journal of Periodontal Research* has no objections to the reproduction of short passages and illustrations from this journal without further formality than acknowledgement of the source. All business communications should be sent to the publisher.

Subscription

Published bimonthly. Subscription price 1990 per volume of six issues: DKK 1186.00 including postage (GBP 116.00, DEM 324.00). USA, Canada and Japan: USD 210.00 including postage and air freight, payable in advance. Prices are subject to exchange-rate fluctuations.

Orders should be sent to:

Munksgaard, International Publishers Ltd.
35 Nørre Søgade, Postbox 2148,
DK-1016 Copenhagen K, Denmark

© 1990 Munksgaard International Publishers Ltd. Authorization to photocopy items for internal or personal use, or the internal or personal use of specific clients, is granted by Munksgaard International Publishers, Ltd. for libraries and other users registered with the Copyright Clearance Center (CCC) Transactional Reporting Service, provided that the base fee of \$ 2.50 per copy is paid directly to CCC, 27 Congress Street, Salem, MA 01970. 0022-3484/90/\$02.50+0.00. All other rights, including microfilm, reserved.

Journal of Periodontal Research (ISSN 0022-3484) is published bimonthly by Munksgaard International Publishers, 35, Nørre Søgade, P.O. Box 2148, DK-1016 Copenhagen, K, Denmark. USA Subscription price is USD 210.00 including airspeed delivery. Second class postage paid at Jamaica, NY 11431. USA POSTMASTER for N.A. subscribers: Send address changes to Publications Expediting Inc., 200 Meacham Avenue, Elmont, NY 11003. Air freight and mailing in the USA by Publications Expediting. Printed in Denmark by P.J. Schmidt, Vojens.

Editor

Roy C. Page, D.D.S.
Director, Research Center in
Oral Biology, SM-42
University of Washington
Seattle, Washington 98195
U.S.A.

Associate Editors:

Klaus Nuki,
Farmington, CT, U.S.A.
Hiroshi Okada,
Osaka, Japan
Ubele van der Velden,
Amsterdam, The Netherlands

Editorial Board:

Jukka K. Ainamo,
Helsinki, Finland
Carl L. Bandt,
Minneapolis, MN, U.S.A.
P. Mark Bartold,
Adelaide, Australia
Henning Birkedal-Hansen,
Birmingham, AL, U.S.A.
Jeffrey Ebersole,
San Antonio, TX, U.S.A.
Robert Frank,
Strasbourg, France
Philius R. Garant, Stony Brook,
NY, U.S.A.
Lorne M. Golub,
Stony Brook, NY, U.S.A.
Hans Gröndahl,
Gothenburg, Sweden
Bernard Guggenheim,
Zürich, Switzerland
Kohji Hara,
Niigata, Japan
Newell W. Johnson,
London, England
Thorikild Karring,
Århus, Denmark
Kenneth S. Kornman,
San Antonio, TX, U.S.A.
Max A. Listgarten,
Philadelphia, PA, U.S.A.
Anthony H. Melcher,
Toronto, Ontario, Canada
A. Sampath Narayanan,
Seattle, WA, U.S.A.
E. Newbrun,
San Francisco, CA, U.S.A.
Richard R. Ranney,
Birmingham, AL, U.S.A.
Paul B. Robertson,
Vancouver, B.C., Canada
Hubert E. Schroeder,
Zürich, Switzerland
Christopher A. Squier,
Iowa City, IA, U.S.A.
Anne Tanner,
Boston, MA, U.S.A.
Thomas E. Van Dyke,
Atlanta, GA, U.S.A.
Joseph Zambon,
Buffalo, NY, U.S.A.

80

Low-dose doxycycline therapy: Effect on gingival and crevicular fluid collagenase activity in humans

L. M. Golub, S. Ciancio*,
N. S. Ramamurthy, M. Leung† and
T. F. McNamara

Dept. of Oral Biology and Pathology, School of Dental Medicine, S.U.N.Y. at Stony Brook, Stony Brook, N.Y., Dept. of Periodontics*, S.U.N.Y. at Buffalo, Buffalo, N.Y. and Dept. of Chemistry†, S.U.N.Y. at Old Westbury, Old Westbury, N.Y., U.S.A.

Golub LM, Ciancio S, Ramamurthy NS, Leung M, McNamara TF: Low-dose doxycycline therapy: Effect on gingival and crevicular fluid collagenase activity in humans. *J Periodont Res* 1990; 25: 321–330.

Tetracyclines are now recognized to have non-antimicrobial properties with therapeutic potential – for example, these agents can inhibit pathologic collagenolysis by blocking mammalian collagenases and other matrix-degrading metalloproteinases. In the current study, adult human subjects with moderate chronic periodontitis were administered specially formulated capsules of doxycycline, containing lower-than-usual amounts of this semi-synthetic tetracycline, on a daily basis for 2 weeks prior to a full-thickness flap procedure; control subjects were administered placebo capsules. The gingiva excised during this surgical procedure were extracted, the extracts partially purified and analyzed for collagenase activity using [³H-methyl] collagen as substrate and the techniques of SDS-PAGE/autoradiography or liquid scintillation spectrometry. In the absence of any drug pre-treatment, or after a 2-wk regimen of placebo capsules, the gingival extracts exhibited pathologically-excessive mammalian collagenase activity. The 2-wk regimen of low-dose doxycycline capsules reduced this activity by approximately 60–80% ($p < 0.05$ and < 0.01 , respectively); *in vitro* exposure of the gingival extract to doxycycline also inhibited its collagenase activity. Collagenase activity in the crevicular fluid of periodontal pockets of an additional group of subjects was also significantly reduced, as was the severity of inflammation at the same gingival sites. The results suggest that a regimen of low-dose doxycycline capsules may provide a safe (other studies indicate that this regimen may not induce tetracycline resistance in the subgingival plaque) and effective adjunct to instrumentation therapy in the management of pathologic collagenolysis in the periodontal patient. However, further studies are necessary to confirm this hypothesis.

Accepted for publication March 13, 1990

Introduction

Collagen breakdown is an essential pathway in the pathogenesis of periodontal and other diseases such as rheumatoid arthritis, corneal ulcers, the skin blistering disorder epidermolysis bullosa, and excessive bone resorption. The activity of collagenase, one of a series of matrix-degrading proteinases generated by the host tissues, is a rate-limiting step in pathologic collagenolysis (1–6). Recent therapeutic concepts are beginning to address the potential value of inhibitors of mammalian collagenases (see below) and collagenases from periodontopathic microorganisms such as *Bacteroides gingivalis*, *Actinobacillus actinomycetemcomitans*, and species of Spirochetes and Bacillus (7, 8). Examples of

inhibitors of mammalian collagenases (activity or production) include retinoic acid (9), phenytoin (5), eriochrome black T (10) and synthetic compounds such as CI-1 (11) and phosphoramidates (8). [These are in addition to the endogenous physiologic inhibitors, α 2-macroglobulin, small cationic proteins and tissue inhibitor of metallo proteinases, or TIMPs (12)]. Chloranil (quinone derivative), as well as phosphoramidate and phosphoramidate, is being investigated as an inhibitor of bacterial collagenases (8, 13).

Consistent with this potential therapeutic approach, Golub and colleagues reported, using different experimental systems and in humans, that tetracycline antibiotics (long advocated as useful adjuncts in periodontal therapy) can inhibit mam-

malian collagenases and collagen breakdown by a mechanism *independent* of the antimicrobial efficacy of these drugs (14–25); this effect was recently confirmed in other laboratories (26, 27). Tetracyclines may also inhibit other metalloproteinases (gelatinase, type IV/V collagenase, macrophage elastase) involved in connective tissue and basement membrane degradation (24, 25, 28, 29) including a collagenase produced by the periodontopathogen, *Bacteroides gingivalis* (27). In several studies on humans, routinely prescribed, antimicrobially-effective doses of tetracyclines (tetracycline, minocycline, doxycycline) were found to reduce the collagenase activity in the fluid of the periodontal pocket (14–17) which originates from the adjacent host tissues (16, 30–32). The current study was carried out to determine whether a newer, semi-synthetic tetracycline, doxycycline, could be administered to humans in a low-dose regimen (20 or 30 mg capsules, rather than the 50 or 100 mg capsules which are commercially available) which would effectively inhibit collagenase activity in the *gingival tissue* as well as in crevicular fluid. Doxycycline was chosen, in part, because a recent study by Burns *et al.* (26), which compared the relative potencies of different collagenase inhibitors including tetracyclines, reported that doxycycline (with an $IC_{50} = 15 \mu M$) was a more potent collagenase inhibitor than two other tetracyclines, minocycline ($IC_{50} = 190 \mu M$) and tetracycline ($IC_{50} = 350 \mu M$).

Material and Methods

Selection and management of human subjects

Two studies (one on gingival tissue, the other on gingival crevicular fluid or GCF; see below) were conducted in which adult human subjects, between the ages of 35 and 56 years, with moderate adult periodontitis were prescribed a 2-wk regimen of a lower-than-usual dose of doxycycline, a newer semi-synthetic tetracycline. The subjects were determined by history to have had no dental treatment, including antibiotic therapy, for at least 4 months prior to starting the experimental trial and to have no contraindications (e.g. allergy to tetracyclines) to the doxycycline regimen. All subjects gave written informed consent using a document approved by the University's Human Use Committee. Special capsules of doxycycline were formulated, and dispensed for the studies by a licensed pharmacist, each containing 20 or 30 mg of Vibramycin[®] (Pfizer Pharmaceuticals, Groton, CT) with microcrystalline cellulose (Avicel[®]) used as the inactive filler in each capsule. The subjects were instructed to take one capsule in the morning and one at night, but not at mealtimes. Note that the recommended dose of doxycycline, when the drug

is prescribed to combat infection, is 100 mg or 50 mg two times per day; the former regimen is prescribed for the first 24 h as a loading dose and the latter is administered daily thereafter as the maintenance dose.

Collection and analysis of gingival tissue (study no. 1)

The first study included 8 human subjects, 4 of whom received the test regimen (30 mg doxycycline b.i.d. for 2 wk), the other 4 received the Placebo (Avicel[®] caps b.i.d. for 2 wk), according to the following experimental protocol: Subjects were selected who exhibited similar moderate severity of adult periodontitis bilaterally in their maxillary right and left posterior sextants, and who were judged to require full-thickness flap surgery as part of their therapy in both areas. Each subject received a standardized regimen of presurgical therapy in the test quadrants consisting of oral hygiene instruction and scaling and root planing. Immediately prior to the surgical procedure in the right maxillary arch (and, 2 wk later, in the left maxillary arch), the gingival index (33) and pocket depth were measured on the mesial and distal surfaces of each tooth to be included in the surgical procedure. No prescription was given to the subjects prior to the first surgery (right side). The gingival tissues were removed during a full-thickness flap procedure by an inverse bevel incision beginning approximately 1–1/2 mm apical to the free margin of the gingiva and ending slightly buccal to the alveolar crest (care was taken to include the "col" area in the gingival tissue removed for analysis). Lidocaine 2% with 1/100 000 epinephrine was used as the local anesthetic for all surgical procedures in the study, with care being taken to inject the solution only in the periapical tissues away from the gingiva to be analyzed. The tissues, once removed, were immediately and briefly washed to remove blood and debris, blotted, placed in coded glass scintillation bottles and frozen at $-80^{\circ}C$ until analyzed. After completing the surgical procedure on the right side, each subject was given a vial containing a 2-wk supply (28 capsules) of low-dose doxycycline (30 mg caps; $n=4$ subjects) or the placebo (Avicel[®] caps; $n=4$ subjects) with instructions to take the capsules twice per day until the next surgical procedure. After the 2-wk regimen, the subjects were treated with the same type of surgical procedure in the left maxillary arch and the gingival tissue from this area was collected, washed and stored frozen in the coded bottles. The right and left side tissues were analyzed for collagenase activity, as described below, under blinded conditions.

The procedure to extract, partially-purify, and

Explore Litigation Insights

Docket Alarm provides insights to develop a more informed litigation strategy and the peace of mind of knowing you're on top of things.

Real-Time Litigation Alerts



Keep your litigation team up-to-date with **real-time alerts** and advanced team management tools built for the enterprise, all while greatly reducing PACER spend.

Our comprehensive service means we can handle Federal, State, and Administrative courts across the country.

Advanced Docket Research



With over 230 million records, Docket Alarm's cloud-native docket research platform finds what other services can't. Coverage includes Federal, State, plus PTAB, TTAB, ITC and NLRB decisions, all in one place.

Identify arguments that have been successful in the past with full text, pinpoint searching. Link to case law cited within any court document via Fastcase.

Analytics At Your Fingertips



Learn what happened the last time a particular judge, opposing counsel or company faced cases similar to yours.

Advanced out-of-the-box PTAB and TTAB analytics are always at your fingertips.

API

Docket Alarm offers a powerful API (application programming interface) to developers that want to integrate case filings into their apps.

LAW FIRMS

Build custom dashboards for your attorneys and clients with live data direct from the court.

Automate many repetitive legal tasks like conflict checks, document management, and marketing.

FINANCIAL INSTITUTIONS

Litigation and bankruptcy checks for companies and debtors.

E-DISCOVERY AND LEGAL VENDORS

Sync your system to PACER to automate legal marketing.