



United States Patent [19]

[11] **Patent Number:** **5,921,651**

Ishikawa

[45] **Date of Patent:** **Jul. 13, 1999**

[54] **SURFACE LIGHT SOURCE DEVICE OF SIDE LIGHT TYPE HAVING DIFFUSING ELEMENT WITH IMPROVED DISTRIBUTION PATTERN OF LIGHT**

5,408,388	4/1995	Kobayashi et al.	362/31
5,641,219	6/1997	Mizobe	362/31
5,649,754	7/1997	Matsumoto	362/31
5,667,289	9/1997	Akahane et al.	362/31

FOREIGN PATENT DOCUMENTS

4-62519	2/1992	Japan .	
4-268506	9/1992	Japan .	
40616062	6/1994	Japan	362/31

[75] Inventor: **Tsuyoshi Ishikawa**, Tokyo, Japan

[73] Assignee: **Enplas Corporation**, Kawaguchi, Japan

[21] Appl. No.: **08/624,313**

[22] Filed: **Mar. 27, 1996**

[30] Foreign Application Priority Data

Mar. 31, 1995 [JP] Japan 7-097450

[51] Int. Cl.⁶ **F21V 8/00**

[52] U.S. Cl. **362/31; 362/26**

[58] Field of Search 362/31, 26, 27

References Cited

U.S. PATENT DOCUMENTS

4,937,709	6/1990	Yanagi et al.	362/31
4,985,809	1/1991	Matsui et al.	362/31
5,093,765	3/1992	Kashima et al.	362/31
5,134,549	7/1992	Yokoyama	362/31
5,178,447	1/1993	Murase et al.	362/31
5,283,673	2/1994	Murase et al.	362/31
5,357,405	10/1994	Park	362/31
5,386,347	1/1995	Matsumoto	362/31
5,408,387	4/1995	Murase et al.	362/31

Primary Examiner—Laura Tso
Attorney, Agent, or Firm—Staas & Halsey

[57] ABSTRACT

A dot pattern of a light guide plate is optimally designed for a surface light source device of side light type. A lamp **1** is disposed at the side of the light guide plate **2** and light introduced from a light incidence surface into the light guide plate **2** is emitted from a luminous surface. The dot pattern is arranged on the rear surface of the light guide plate **2** according to the following principles: (1) there is a (gradient) portion where the rate of area occupation of the dot pattern increases from a region (usually a far region) lowly exposable to light from the lamp **1**; and (2) there is no sharp variation in the rate of area occupation of the dot pattern. At a corner of the light guide plate **2**, a substantially triangular dot pattern is disposed for compensating any luminance drop due to the location in the vicinity of an electrode portion **1a** of the lamp **1**.

3 Claims, 9 Drawing Sheets




FIG. 1 PRIOR ART

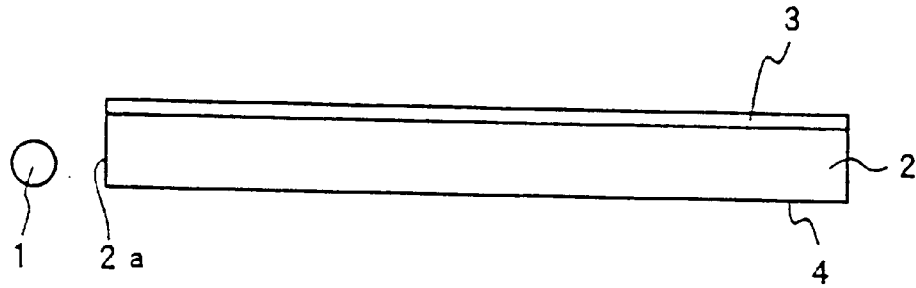


FIG. 2 PRIOR ART

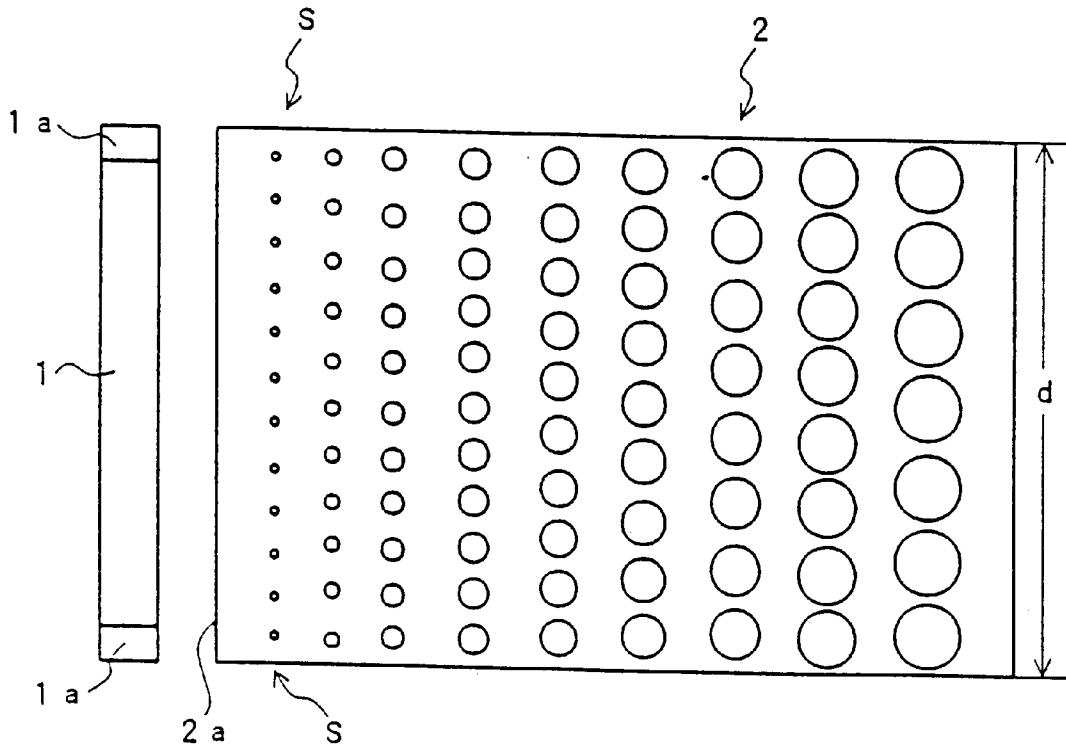


FIG. 3 PRIOR ART

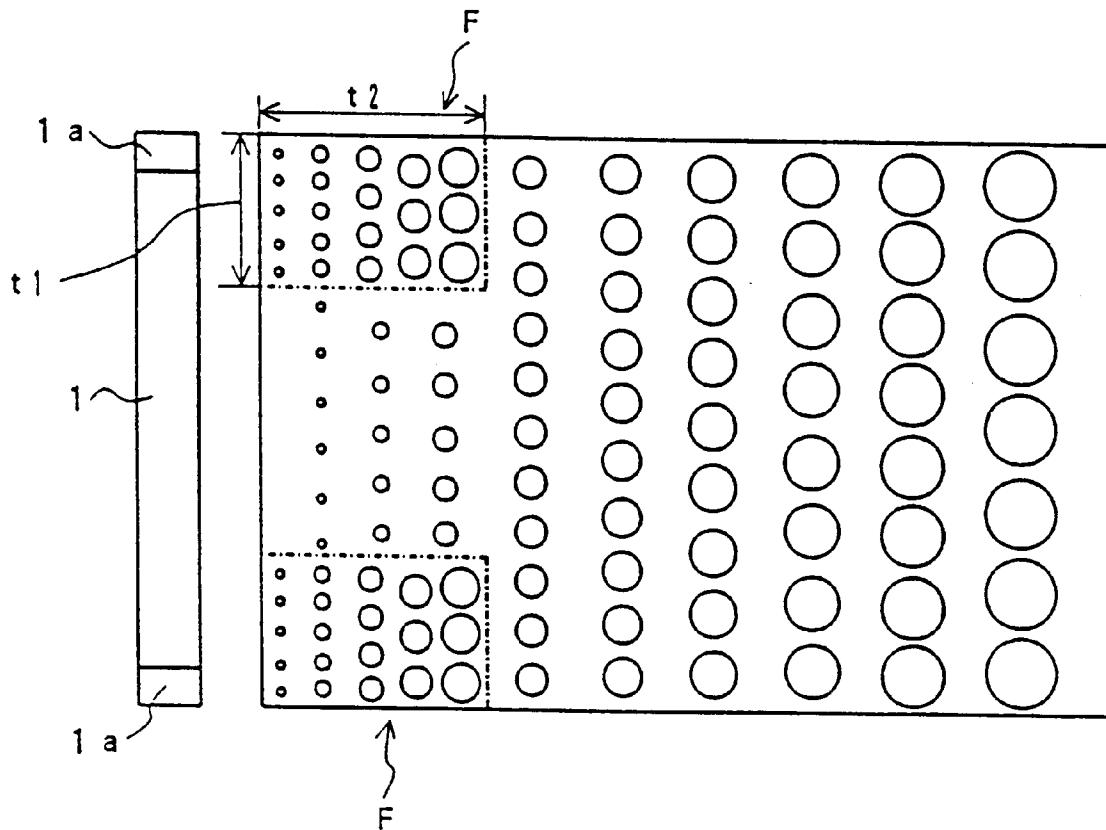
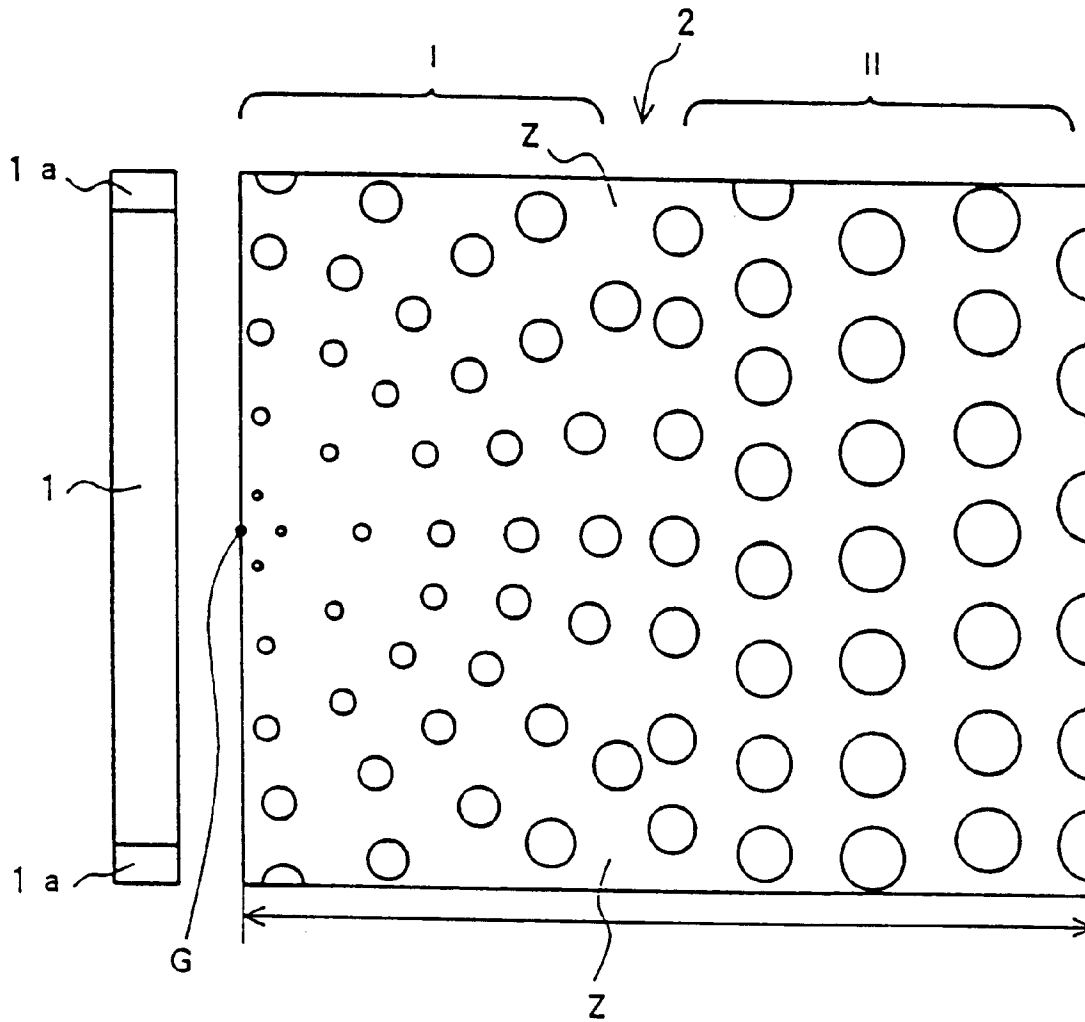
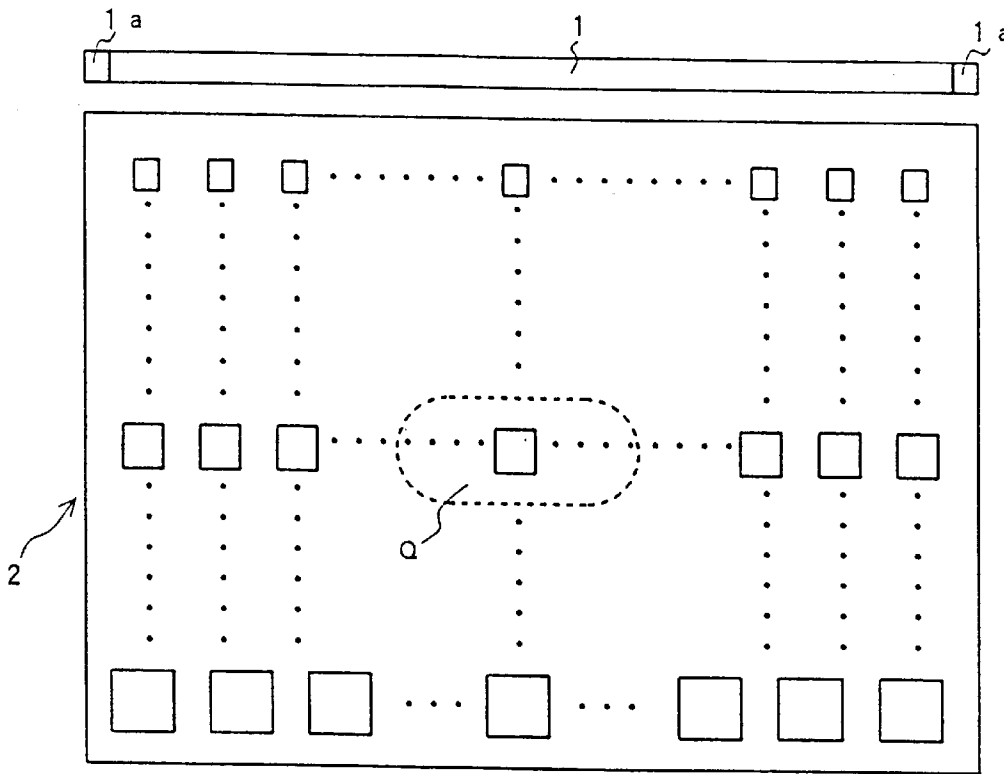


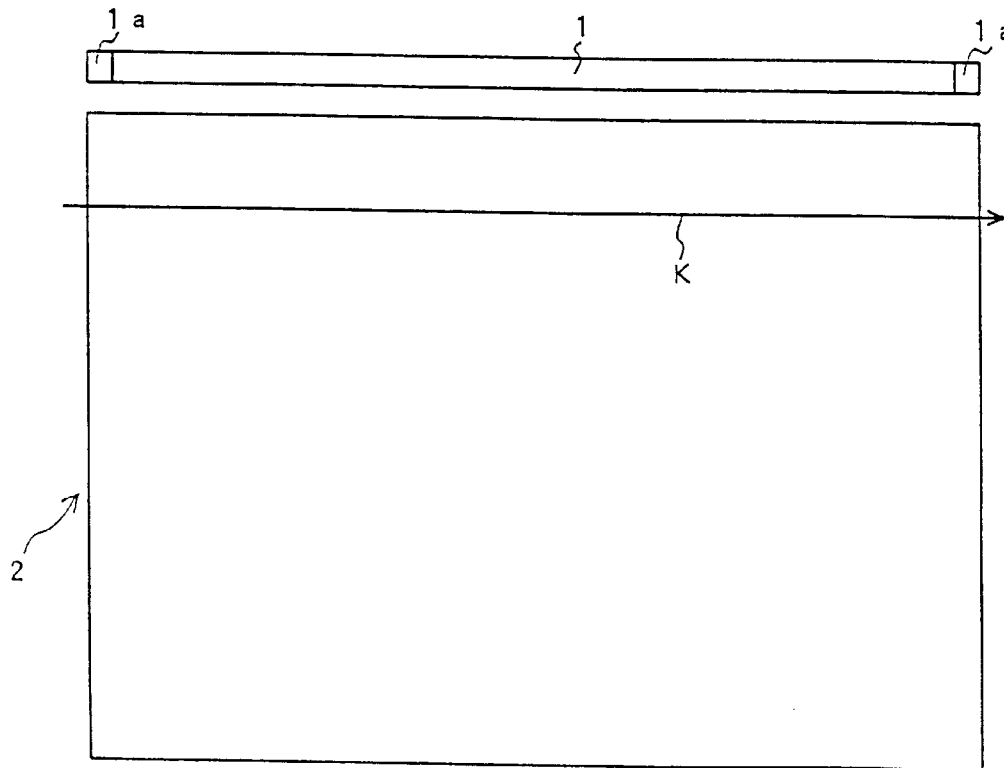
FIG. 4 PRIOR ART



F I G . 5



F I G . 6



Explore Litigation Insights

Docket Alarm provides insights to develop a more informed litigation strategy and the peace of mind of knowing you're on top of things.

Real-Time Litigation Alerts



Keep your litigation team up-to-date with **real-time alerts** and advanced team management tools built for the enterprise, all while greatly reducing PACER spend.

Our comprehensive service means we can handle Federal, State, and Administrative courts across the country.

Advanced Docket Research



With over 230 million records, Docket Alarm's cloud-native docket research platform finds what other services can't. Coverage includes Federal, State, plus PTAB, TTAB, ITC and NLRB decisions, all in one place.

Identify arguments that have been successful in the past with full text, pinpoint searching. Link to case law cited within any court document via Fastcase.

Analytics At Your Fingertips



Learn what happened the last time a particular judge, opposing counsel or company faced cases similar to yours.

Advanced out-of-the-box PTAB and TTAB analytics are always at your fingertips.

API

Docket Alarm offers a powerful API (application programming interface) to developers that want to integrate case filings into their apps.

LAW FIRMS

Build custom dashboards for your attorneys and clients with live data direct from the court.

Automate many repetitive legal tasks like conflict checks, document management, and marketing.

FINANCIAL INSTITUTIONS

Litigation and bankruptcy checks for companies and debtors.

E-DISCOVERY AND LEGAL VENDORS

Sync your system to PACER to automate legal marketing.