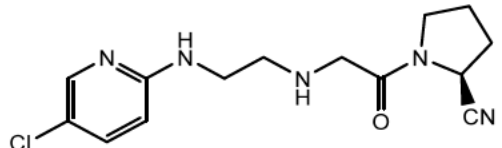
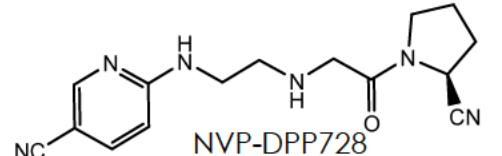
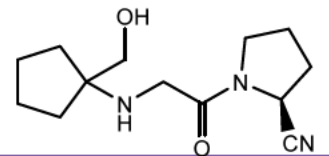
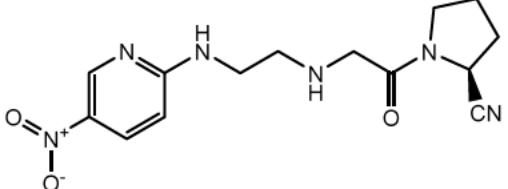
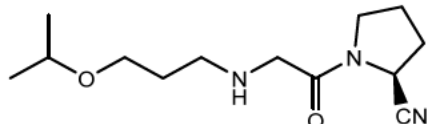


Vilhauer: Ex. 1008

Example	Structure	Increase of Insulin Response at 10 μmol/kg	Human Plasma DPP-4 IC ₅₀ (nM)	Rat Plasma DPP-4 IC ₅₀ (nM)	Caco-2 DPP-4 (nM)
Ex. 1		61%	27	22	36
Ex. 3		66%	7	6	22
Ex. 5		108%	37	18	26
Ex. 8		144%	12	11	8
Ex. 12		59%	95	38	279