



US007295739B2

(12) **United States Patent**
Solarz

(10) **Patent No.:** **US 7,295,739 B2**
(45) **Date of Patent:** **Nov. 13, 2007**

(54) **COHERENT DUV ILLUMINATION FOR SEMICONDUCTOR WAFER INSPECTION**

(75) Inventor: **Richard William Solarz**, Danville, CA (US)

(73) Assignee: **KLA-Tencor Technologies Corporation**, Milpitas, CA (US)

(*) Notice: Subject to any disclaimer, the term of this patent is extended or adjusted under 35 U.S.C. 154(b) by 28 days.

(21) Appl. No.: **11/061,150**

(22) Filed: **Feb. 18, 2005**

(65) **Prior Publication Data**
US 2006/0083470 A1 Apr. 20, 2006

Related U.S. Application Data

(60) Provisional application No. 60/620,814, filed on Oct. 20, 2004.

(51) **Int. Cl.**
G02B 6/02 (2006.01)

(52) **U.S. Cl.** **385/125; 385/122; 385/123; 385/126; 359/285; 359/342; 359/334**

(58) **Field of Classification Search** **385/125-126, 385/123; 356/369; 372/3, 18; 362/551-582, 362/608-634**

See application file for complete search history.

(56) **References Cited**

U.S. PATENT DOCUMENTS

H15 H * 1/1986 Chraplyvy 372/3
6,496,634 B1 * 12/2002 Levenson 385/125
6,822,978 B2 * 11/2004 Kafka et al. 372/18

6,845,204 B1 * 1/2005 Broeng et al. 385/126
6,944,382 B2 * 9/2005 Berkey et al. 385/123
7,006,221 B2 * 2/2006 Wolf et al. 356/369
2004/0258381 A1 * 12/2004 Borrelli et al. 385/125
2005/0276556 A1 * 12/2005 Williams et al. 385/123

OTHER PUBLICATIONS

Benabid et al. "Stimulated Raman Scattering in Hydrogen-Filled Hollow Core Photonic Crystal Fiber", Oct. 11, 2002, Science, vol. 298. pp. 399-402.*

F. Benabid, et al., "Ultra-high Efficiency Laser Wavelength Conversion in a Gas-Filled Hollow Core Photonic Crystal Fiber by Pure Stimulated Rotational Raman Scattering in Molecular Hydrogen," Physical Review Letters, vol. 93, No. 12, Sep. 17, 2004.

(Continued)

Primary Examiner—Brian Healy

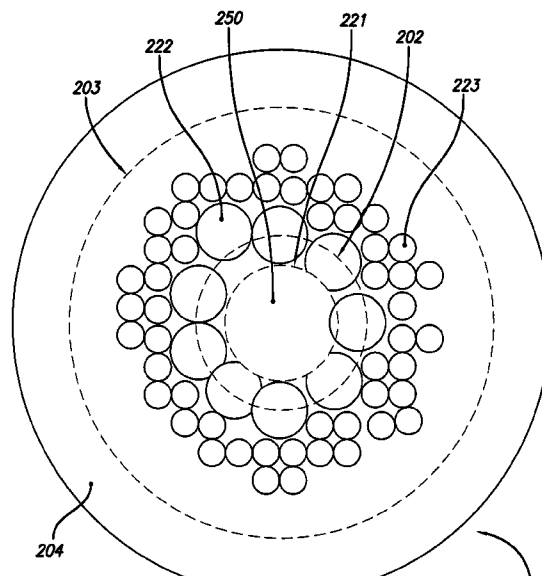
Assistant Examiner—Guy G Anderson

(74) Attorney, Agent, or Firm—Smyrski Law Group, A.P.C.

(57) **ABSTRACT**

An apparatus for inspecting a specimen, such as a semiconductor wafer, is provided. The apparatus comprises a laser energy source, such as a deep ultraviolet (DUV) energy source and an optical fiber arrangement. The optical fiber arrangement comprises a core surrounded by a plurality of optical fibers structures used to frequency broaden energy received from the laser energy source into frequency broadened radiation. The frequency broadened radiation is employed as an illumination source for inspecting the specimen. In one aspect, the apparatus comprises a central core and a plurality of structures generally surrounding the central core, the plurality of fibers surround a hollow core fiber filled with a gas at high pressure, a tapered photonic fiber, and/or a spider web photonic crystalline fiber, configured to receive light energy and produce frequency broadened radiation for inspecting the specimen.

24 Claims, 4 Drawing Sheets



OTHER PUBLICATIONS

F. Benabid, et al., "Stimulated Raman Scattering in Hydrogen-Filled Hollow-Core Photonic Crystal Fiber," *Science*, vol. 298, Oct. 11, 2002, pp. 399-402.

K. Saitoh, et al., "Leakage loss and group velocity dispersion in air-core photonic bandgap fibers," *Optics Express*, vol. 11, No. 23, 3100, Nov. 17, 2003.

J.C. Knight, et al., "Photonic Band Gap Guidance in Optical Fibers," *SCIENCE*, Nov. 20, 1998, vol. 282, pp. 1476-1478.

M. Huebner, et al., "Fiber-Optic Systems in the UV-Region," *Biomedical Diagnostic, Guidance, and Surgical-Assist Systems II*, Proceedings of SPIE vol. 3911 (2000), pp. 303-312.

K.F. Klein, et al., "UV-Fibers for Applications Below 200 NM," *Optical Fibers and Sensors for Medical Applications*, Proceedings of SPIE vol. 4253 © 2001 SPIE, pp. 42-49.

Ilko K. Ilev, et al., "Ultraviolet Broadband (190-450 nm) Nonlinear Frequency Conversion in Optical Fibers for Biomedical Use," *US Food and Drug Administration, Center for Devices and Radiological Health*, HFZ-134, Rockville, MD 20857, © 2001 IEEE.

S.O. Konorov, et al., "Hollow-core photonic-crystal fibers optimized for four-wave mixing and coherent anti-Stokes Raman scattering," *Journal of Raman Spectroscopy, J.Raman Spectrosc.* 2003; 34: 688-692.

Liu Xiaoxia, et al., "Study of Silver Film Inside Silica Capillary," *International Symposium on Photonic Glass (ISPG 2002)*, SPIE vol. 5061 © 2003 SPIE, pp. 254-258.

* cited by examiner

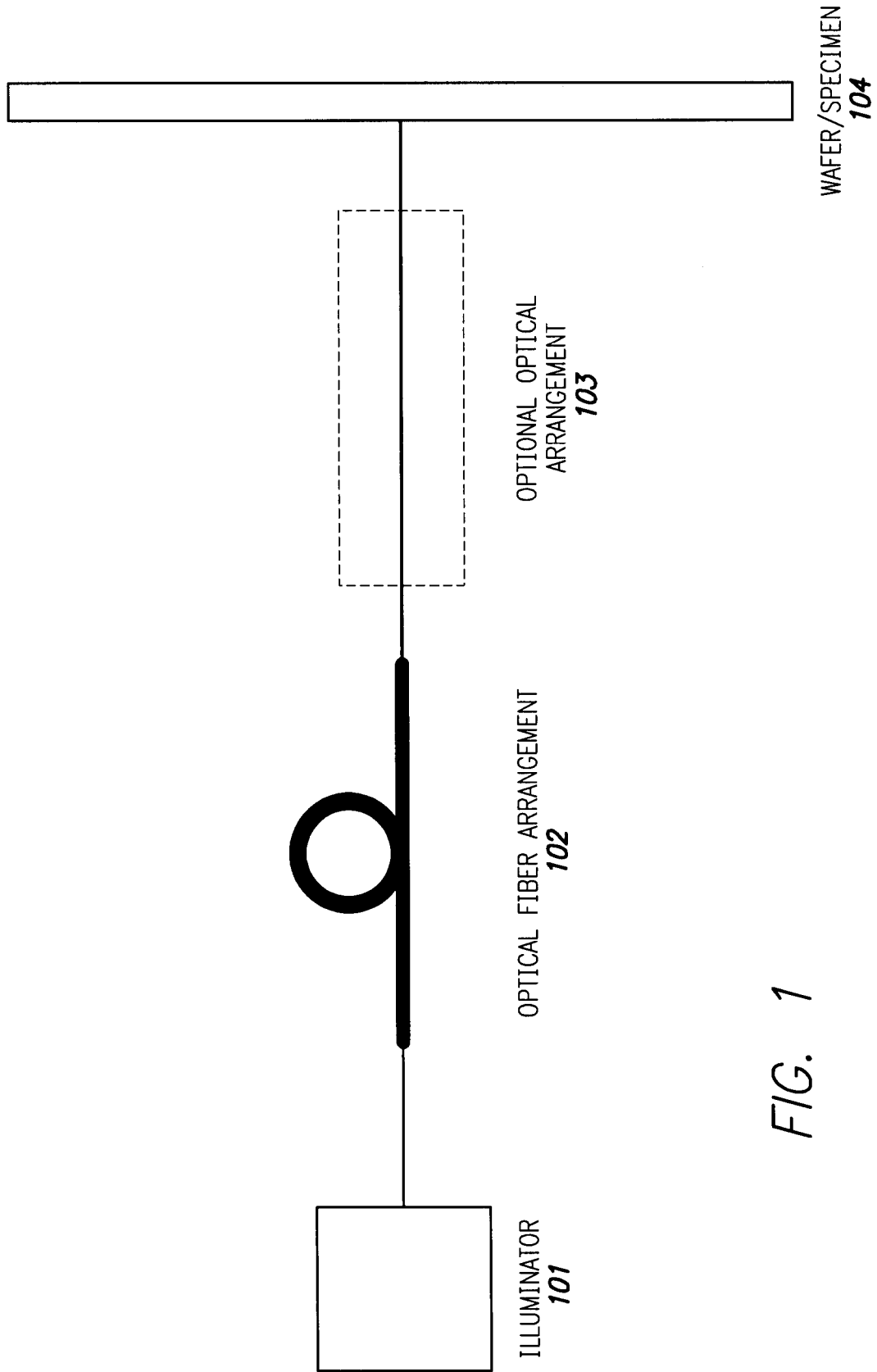


FIG. 1

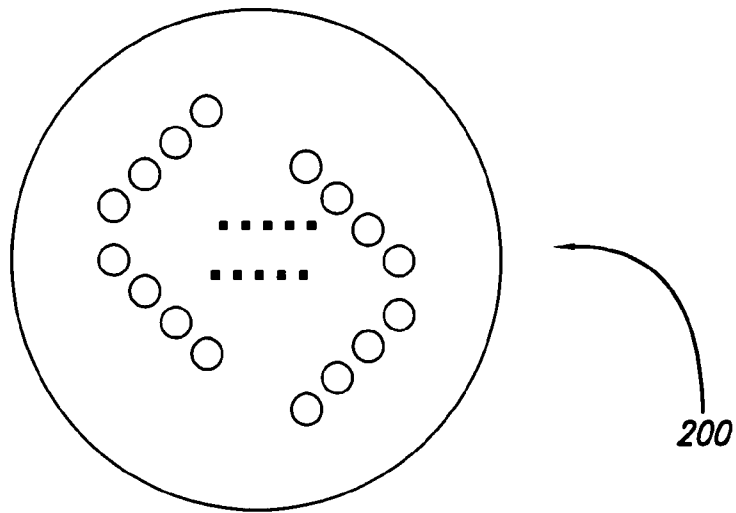


FIG. 2A

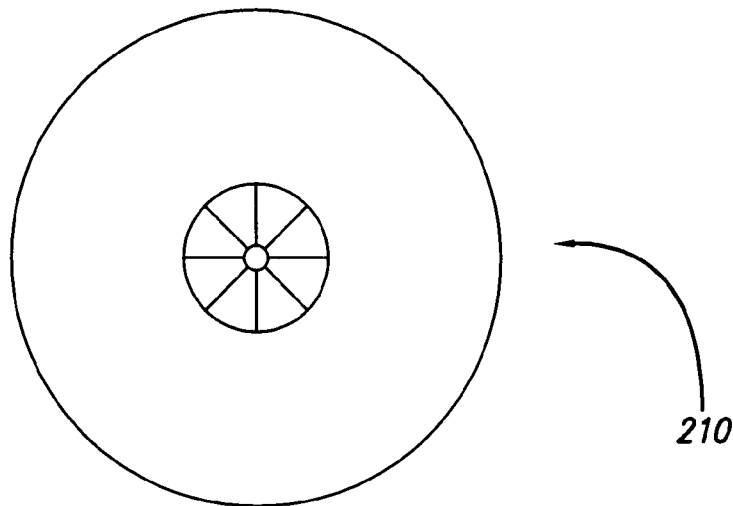


FIG. 2B

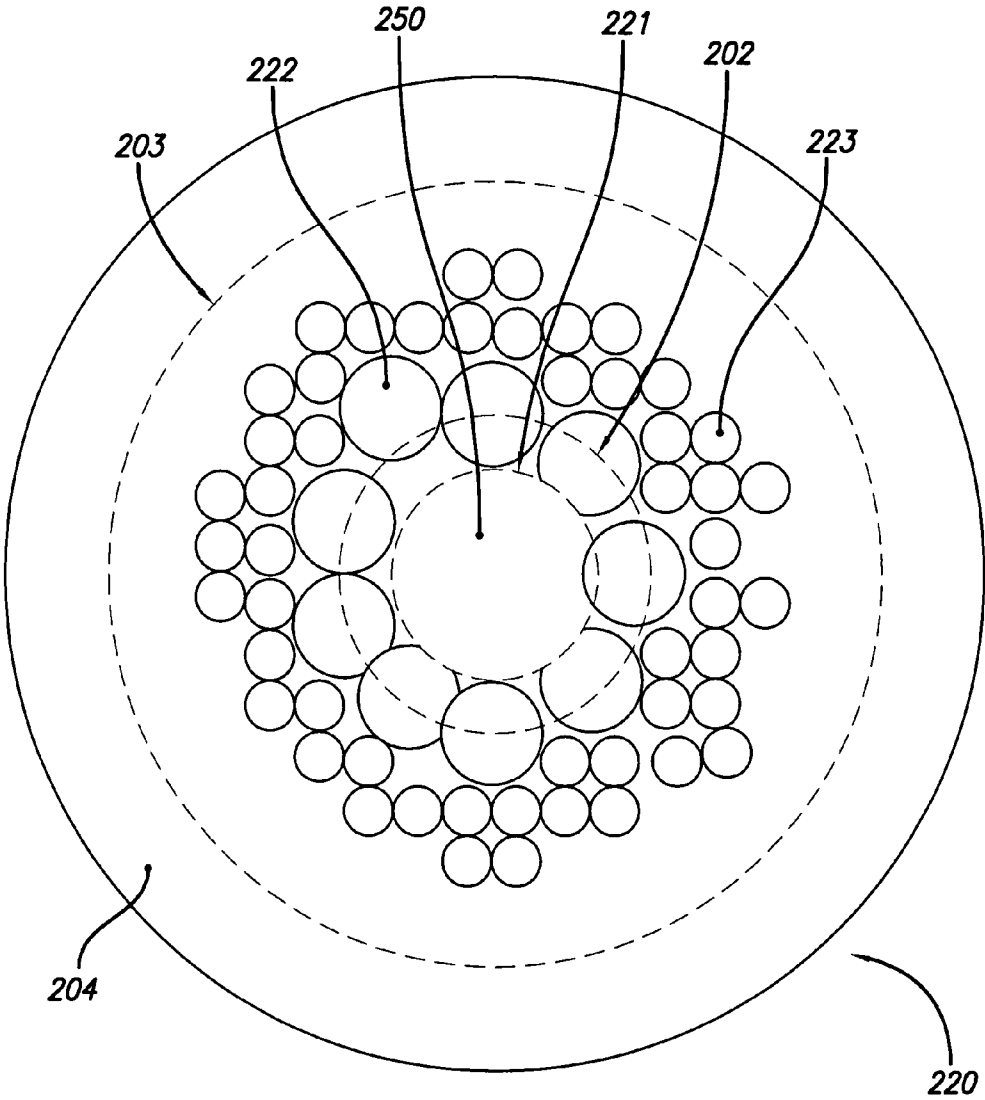


FIG. 2C

Explore Litigation Insights

Docket Alarm provides insights to develop a more informed litigation strategy and the peace of mind of knowing you're on top of things.

Real-Time Litigation Alerts



Keep your litigation team up-to-date with **real-time alerts** and advanced team management tools built for the enterprise, all while greatly reducing PACER spend.

Our comprehensive service means we can handle Federal, State, and Administrative courts across the country.

Advanced Docket Research



With over 230 million records, Docket Alarm's cloud-native docket research platform finds what other services can't. Coverage includes Federal, State, plus PTAB, TTAB, ITC and NLRB decisions, all in one place.

Identify arguments that have been successful in the past with full text, pinpoint searching. Link to case law cited within any court document via Fastcase.

Analytics At Your Fingertips



Learn what happened the last time a particular judge, opposing counsel or company faced cases similar to yours.

Advanced out-of-the-box PTAB and TTAB analytics are always at your fingertips.

API

Docket Alarm offers a powerful API (application programming interface) to developers that want to integrate case filings into their apps.

LAW FIRMS

Build custom dashboards for your attorneys and clients with live data direct from the court.

Automate many repetitive legal tasks like conflict checks, document management, and marketing.

FINANCIAL INSTITUTIONS

Litigation and bankruptcy checks for companies and debtors.

E-DISCOVERY AND LEGAL VENDORS

Sync your system to PACER to automate legal marketing.