



Unwavering Commitment

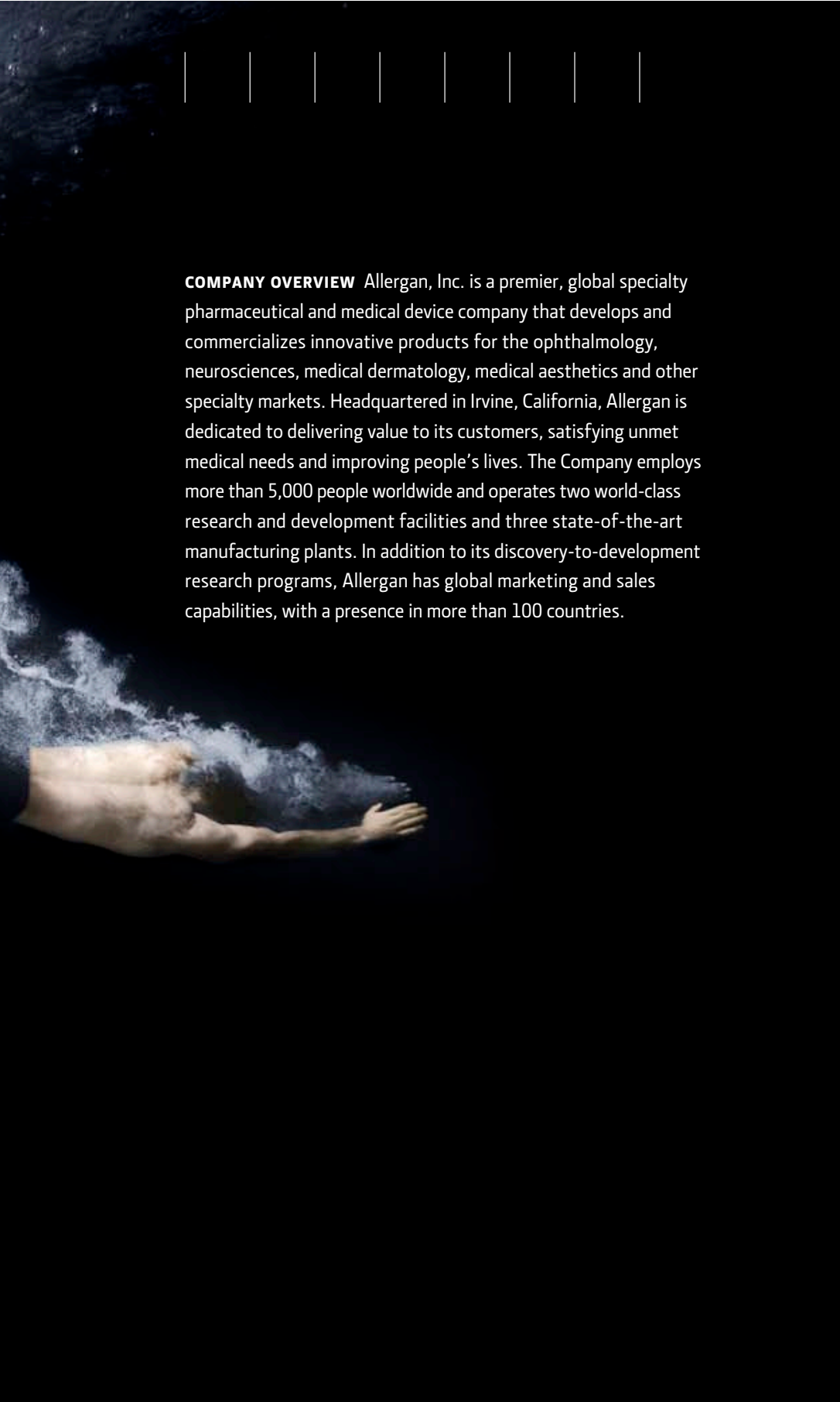
ANNUAL REPORT 2005

Diving deeper. Reaching further.



**DOCKET
ALARM**

Find authenticated court documents without watermarks at docketalarm.com.



COMPANY OVERVIEW Allergan, Inc. is a premier, global specialty pharmaceutical and medical device company that develops and commercializes innovative products for the ophthalmology, neurosciences, medical dermatology, medical aesthetics and other specialty markets. Headquartered in Irvine, California, Allergan is dedicated to delivering value to its customers, satisfying unmet medical needs and improving people's lives. The Company employs more than 5,000 people worldwide and operates two world-class research and development facilities and three state-of-the-art manufacturing plants. In addition to its discovery-to-development research programs, Allergan has global marketing and sales capabilities, with a presence in more than 100 countries.

In millions, except per share data	Year Ended December 31,		
	2005	2004	2003
STATEMENT OF OPERATIONS HIGHLIGHTS			
(As reported under U.S. GAAP)			
Product net sales	\$2,319.2	\$2,045.6	\$1,755.4
Gross profit	1,919.6	1,658.9	1,435.1
Research and development	391.0	345.6	763.5
Earnings (loss) from continuing operations	403.9	377.1	(52.5)
Earnings from discontinued operations	—	—	—
Net earnings (loss)	403.9	377.1	(52.5)
Basic earnings (loss) per share:			
Continuing operations	3.08	2.87	(0.40)
Discontinued operations	—	—	—
Diluted earnings (loss) per share:			
Continuing operations	3.01	2.82	(0.40)
Discontinued operations	—	—	—
Dividends per share	0.40	0.36	0.36
ADJUSTED AMOUNTS (a)			
Adjusted earnings from continuing operations	453.3	368.8	305.2
Adjusted basic earnings per share:			
Continuing operations	3.46	2.81	2.34
Adjusted diluted earnings per share:			
Continuing operations	3.38	2.75	2.30
NET SALES BY PRODUCT LINE			
Specialty Pharmaceuticals:			
Eye Care Pharmaceuticals	\$1,321.7	\$1,137.1	\$ 999.5
BOTOX®/Neuromodulators	830.9	705.1	563.9
Skin Care	120.2	103.4	109.3
Total Pharmaceutical Sales	2,272.8	1,945.6	1,672.7
Other	46.4	100.0	82.7
Total Net Sales	\$2,319.2	\$2,045.6	\$1,755.4
PRODUCT SOLD BY LOCATION			
Domestic	67.5%	69.1%	70.4%
International	32.5%	30.9%	29.6%

(a) The adjusted amounts in 2005 exclude income taxes of \$49.6 million related to the repatriation of foreign earnings that had been previously permanently reinvested outside the United States, and income tax benefits of \$24.1 million related to the resolution of uncertain tax positions and an additional benefit for state income taxes of \$1.4 million, and the after-tax effects of the following: 1) \$28.8 million restructuring charge and \$5.6 million of transition/duplicate operating costs related to the streamlining of the Company's European operations, 2) \$12.9 million restructuring charge related to the scheduled termination of the Company's manufacturing and supply agreement with Advanced Medical Optics, 3) \$7.9 million gain on the sale of a distribution business in India, 4) \$7.3 million reduction in interest expense related to the resolution of uncertain income tax positions and \$2.1 million of interest income related to previously paid state income taxes, 5) \$5.7 million gain on the sale of assets previously used in contract manufacturing activities, 6) \$2.3 million restructuring charge related to the streamlining of the Company's operations in Japan, 7) \$0.6 million gain on the sale of a former manufacturing plant in Argentina, 8) \$0.8 million gain on the sale of a third party equity investment, 9) \$3.6 million gain on the termination of the Vitrase collaboration agreement with ISTA Pharmaceuticals, 10) \$3.0 million buy-out of a license agreement with Johns Hopkins University, 11) \$0.4 million in costs related to the acquisition of Inamed Corporation, and 12) \$1.1 million unrealized gain on derivative instruments.

The adjusted amounts in 2004 exclude the favorable recovery of \$6.1 million of previously paid state income taxes and the after-tax effects of the following: 1) income of \$2.4 million from a patent infringement settlement, 2) \$7.0 million restructuring charge related to the scheduled termination of the Company's manufacturing and supply agreement with Advanced Medical Optics, 3) \$0.4 million unrealized loss on derivative instruments, and 4) income of \$11.5 million from a technology transfer fee and a revised Vitrase collaboration agreement with ISTA Pharmaceuticals.

The adjusted amounts in 2003 exclude the after-tax effects of the following: 1) \$179.2 million charge for in-process research and development related to the purchase of Oculex

Pharmaceuticals, Inc., 2) \$278.8 million charge for in-process research and development related to the purchase of Bardeen Sciences Company, LLC, 3) \$0.4 million asset write-offs, net related to the 2002 spin-off of the Company's ophthalmic surgical and contact lens care businesses, 4) \$0.3 million unrealized loss on derivative instruments, and 5) \$1.7 million charge for the early extinguishment of convertible debt.

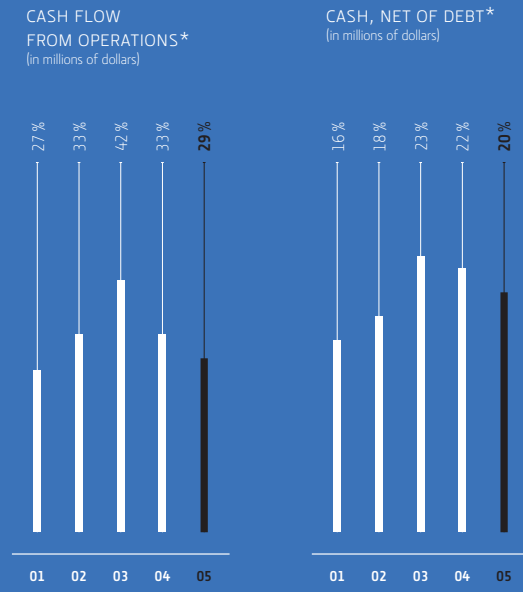
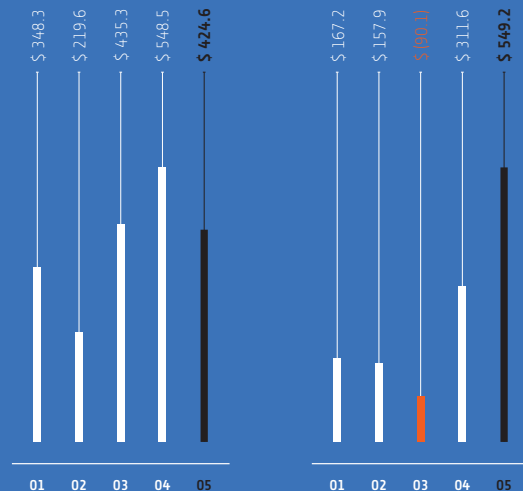
The adjusted amounts in 2002 exclude the after-tax effects of the following: 1) \$100.3 million litigation settlement costs, 2) net costs of \$100.3 million related to the 2002 spin-off of the Company's ophthalmic surgical and contact lens care businesses, 3) \$42.5 million of restructuring charge and asset write-offs of \$42.5 million and gain of \$5.7 million on sale of a factoring business, 4) \$4.2 million gain on sale of temporary impairment of equity investments, 4) \$1.7 million gain on sale of a factoring business, 5) net gain of \$1.0 million from partnering agreements, and 6) extinguishment of convertible debt.

The adjusted amounts in 2001 exclude the \$40.0 million charge for in-process research and development related to the purchase of Allergan Specialty Therapeutics, 1) \$6.2 million restructuring charge and asset write-offs, net related to the 2002 spin-off of the Company's ophthalmic surgical and contact lens care businesses, 2) \$4.5 million gain on sale of a factoring business, 3) \$4.5 million gain on sale of a factoring business, 4) \$4.2 million gain on sale of temporary impairment of equity investments, 4) pharmaceutical products in Brazil, 5) \$4.2 million gain on sale of a factoring business, 6) \$4.4 million associated with the 2002 spin-off of the Company's ophthalmic surgical and contact lens care businesses.

The foregoing language contains certain non-GAAP financial measures. For a reconciliation of these non-GAAP financial measures, please refer to pages 2 and 3 of this Annual Report.

FINANCIAL OVERVIEW

2002	2001
\$1,385.0	\$1,142.1
1,163.3	944.0
233.1	227.5
64.0	171.2
11.2	54.9
75.2	224.9
0.49	1.30
0.09	0.42
0.49	1.29
0.08	0.40
0.36	0.36
252.3	207.7
1.95	1.58
1.92	1.55
\$ 827.3	\$ 753.7
439.7	309.5
90.2	78.9
1,357.2	1,142.1
27.8	—
\$1,385.0	\$1,142.1
70.6%	67.0%
29.4%	33.0%



cess research and development related to million reversal of restructuring charge and Company's ophthalmic surgical and contact derivative instruments, and 5) \$0.9 million

ects of the following: 1) \$118.7 million in associated with the 2002 spin-off of the businesses to Advanced Medical Optics which \$3.5 million, duplicate operating expenses ability, 3) \$30.2 million loss on the other than on unrealized loss on derivative instruments, and 6) \$11.7 million charge for the early

charge for in-process research and develop- opeutics, Inc. and the after-tax effects of the write-off reversal consisting of \$1.7 million sale of a facility reducing the write-offs merging agreement, 3) \$4.5 million loss \$2.0 million gain on the sale of divested ized gain on derivative instruments, and Company's ophthalmic surgical and contact

Financial measures and non-GAAP financial measures to GAAP financial Report.

* As reported, including discontinued operations.
 ** Adjustments to GAAP net earnings (loss) used to calculate return on equity, adjusted for non-GAAP items, and return on capital, adjusted for non-GAAP items, include the aggregate non-GAAP adjustments, net of tax, detailed on pages 2 and 3 of this Annual Report. Return on equity using GAAP net earnings (loss) was 26%, 34%, (7)%, 9% and 23% for 2005, 2004, 2003, 2002 and 2001, respectively. Return on capital using GAAP net earnings (loss) was 17%, 22%, (4)%, 5% and 14% for 2005, 2004, 2003, 2002 and 2001, respectively.

Diving deeper. Reaching further.

We are a technology-driven health care company with a portfolio representing a unique blend of specialty businesses comprised of pharmaceutical and medical device products and offerings. We have a vision for a better way of doing business and an unwavering commitment to helping improve quality of life. We have achieved leadership by developing deep scientific and medical expertise in select specialties and have adopted an innovative approach to discovering and developing new medicines and technologies that address unmet medical needs. We follow our research and development (R&D) into specialty markets and work closely with the physicians who rely on us to help the patients they serve. We listen. And we offer advice and counsel every step of the way. By continually diving deeper and reaching further, we have created a world-class R&D program and global infrastructure to make new things possible and help people live life to their full potential.

Think of it as a blend of science and innovation. We do.

Explore Litigation Insights

Docket Alarm provides insights to develop a more informed litigation strategy and the peace of mind of knowing you're on top of things.

Real-Time Litigation Alerts



Keep your litigation team up-to-date with **real-time alerts** and advanced team management tools built for the enterprise, all while greatly reducing PACER spend.

Our comprehensive service means we can handle Federal, State, and Administrative courts across the country.

Advanced Docket Research



With over 230 million records, Docket Alarm's cloud-native docket research platform finds what other services can't. Coverage includes Federal, State, plus PTAB, TTAB, ITC and NLRB decisions, all in one place.

Identify arguments that have been successful in the past with full text, pinpoint searching. Link to case law cited within any court document via Fastcase.

Analytics At Your Fingertips



Learn what happened the last time a particular judge, opposing counsel or company faced cases similar to yours.

Advanced out-of-the-box PTAB and TTAB analytics are always at your fingertips.

API

Docket Alarm offers a powerful API (application programming interface) to developers that want to integrate case filings into their apps.

LAW FIRMS

Build custom dashboards for your attorneys and clients with live data direct from the court.

Automate many repetitive legal tasks like conflict checks, document management, and marketing.

FINANCIAL INSTITUTIONS

Litigation and bankruptcy checks for companies and debtors.

E-DISCOVERY AND LEGAL VENDORS

Sync your system to PACER to automate legal marketing.