


serviceNow

PRODUCTS & SOLUTIONS SERVICES CUSTOMERS PARTNERS SUPPORT COMPANY COMMUNITY MORE SITES

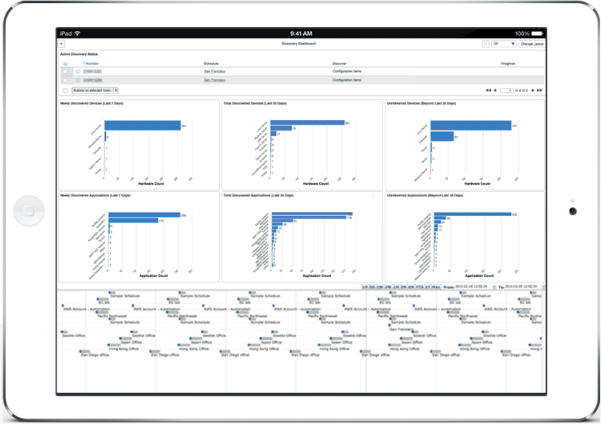
Home Products and Solutions **Discovery**



## ServiceNow Discovery

ServiceNow Discovery identifies IP-enabled configuration items (CIs), maps their interdependencies, and populates and maintains them in the ServiceNow Configuration Management Database (CMDB) - a critical step to automating service management. Discovery is scheduled on a regular basis to help ensure the accuracy of the CI data underpinning all ServiceNow IT service automation applications across the enterprise.

Discovery dashboard provides recent discovery history, as well as discovery schedule of upcoming jobs



**Benefits to Your Enterprise**

Without a repeatable and reliable method to identify the elements of enterprise IT infrastructure, it is impossible to capture an accurate and up-to-date map of CI relationships. This creates the proliferation of disparate and polluted databases and change management can spin out of control.

DEMO  
NOW







## Create Inventories Quickly

**Rapid, non-disruptive** discovery with an agentless architecture

**Software probes** and sensors that can be easily modified

**Automatically match** discovered devices with existing CIs in the CMDB



With Discovery, Kimberly-Clark has greater visibility, automation, and control over **850,000** configuration items and **1.5 million** IP addresses.

### FEATURED RESOURCES

- IT Operations Management: A Service Delivery Primer White Paper
- The New ITSM: Empowered by Integrated Operations White Paper
- Discovery Data Sheet
- IT Transformation Virtual Tour
- ServiceNow Custom Apps Across the Enterprise

[VIEW ALL RESOURCES](#) →

### RELATED SOLUTIONS

- Service Management for the Enterprise
- Configuration Management
- Asset Management
- IT Governance, Risk and Compliance
- IT Operations Management

**ServiceNow Store**  
FIND YOUR NEXT APP HERE

**ServiceNow**  
Find Answers and Get Help From Our  
Community  
[ASK THE COMMUNITY](#)

**Explore the ServiceNow  
App Showcase**  
[GET INSPIRED](#)

[Contact Us](#) [Careers](#) [Terms of Use](#) [Privacy Policy](#) ©2015 ServiceNow. All rights reserved.

[in](#) [t](#) [yt](#) [f](#)

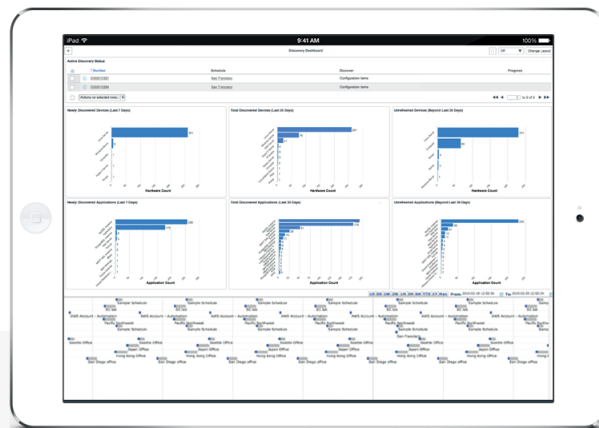
[+ LINKS](#)



## ServiceNow Discovery

ServiceNow Discovery identifies IP-enabled configuration items (CIs), maps their interdependencies, and populates and maintains them in the ServiceNow Configuration Management Database (CMDB) - a critical step to automating service management. Discovery is scheduled on a regular basis to help ensure the accuracy of the CI data underpinning all ServiceNow IT service automation applications across the enterprise.

Discovery dashboard provides recent discovery history, as well as discovery schedule of upcoming jobs



## Benefits to Your Enterprise

Without a repeatable and reliable method to identify the elements of enterprise IT infrastructure, it is impossible to capture an accurate and up-to-date map of CI relationships. This creates the proliferation of disparate and polluted databases and change management can spin out of control.

DEMO NOW





## Identify and Interrogate Custom Devices and Applications

**Customize** discovery commands, fields, tables and relationship descriptions

**Easy** and bi-directional integration for federation with other data sources



With Discovery, Kimberly-Clark has greater visibility, automation, and control over **850,000** configuration items and **1.5 million** IP addresses.

### FEATURED RESOURCES

- IT Operations Management: A Service Delivery Primer White Paper
- The New ITSM: Empowered by Integrated Operations White Paper
- Discovery Data Sheet
- IT Transformation Virtual Tour
- ServiceNow Custom Apps Across the Enterprise

[VIEW ALL RESOURCES](#) →

### RELATED SOLUTIONS

- Service Management for the Enterprise
- Configuration Management
- Asset Management
- IT Governance, Risk and Compliance
- IT Operations Management

ServiceNow Store

FIND YOUR NEXT APP HERE

ServiceNow

Find Answers and Get Help From Our Community

ASK THE COMMUNITY

Explore the ServiceNow App Showcase

GET INSPIRED

[Contact Us](#) [Careers](#) [Terms of Use](#) [Privacy Policy](#) ©2015 ServiceNow. All rights reserved.

[in](#) [t](#) [v](#) [f](#)

+ LINKS