

INTER PARTES REEXAMINATION

IN THE UNITED STATES PATENT AND TRADEMARK OFFICE

In <i>Inter Partes</i> Reexamination of:)	
	:	Examiner: DIAMOND, ALAN D
BULL ET AL.)	
	:	Group Art Unit: 3991
Reexamination Control No. 95/001,453)	
	:	Confirmation No: 2755
Patent No. 7,601,662)	
	:	
Issued: October 13, 2009)	
	:	
For: COPPER CHA)	
ZEOLITE CATALYSTS	:	

Mail Stop *Inter Partes* Reexam
 Central Reexamination Unit
 Commissioner for Patents
 United States Patent and Trademark Office
 P.O. Box 1450
 Alexandria, VA 22313-1450

PATENT OWNER'S AMENDMENT AND RESPONSE UNDER 37 C.F.R. § 1.941

Dear Sir:

The United States Patent and Trademark Office issued a November 16, 2010 Office Action in connection with the above-identified *inter partes* reexamination proceeding. The November 16, 2010 Office Action set a two (2) month period for filing a response. On December 14, 2010, Patent Owner petitioned for a one (1) month extension of time. On December 21, 2010, the United States Patent and Trademark Office granted Patent Owner's petition. Accordingly, a response to the November 16, 2010 Office Action is now due on February 16, 2011, and this Amendment is being timely filed.

Amendments to the Abstract begin on page 5.

Amendments to the Specification begin on page 6.

Amendments to the Drawing begin on page 7.

Amendments to the Claims begin on page 8.

The Patent Owner's Arguments begin on page 16.

Please amend the subject patent as follows.

TABLE OF CONTENTS

I.	AMENDMENTS TO THE ABSTRACT.....	5
II.	AMENDMENTS TO THE SPECIFICATION.....	6
III.	AMENDMENTS TO THE DRAWINGS.....	7
IV.	AMENDMENTS TO THE CLAIMS	8
V.	STATUS OF CLAIMS PURSUANT TO 37 C.F.R. § 1.530(e).....	15
	A. Amendment of Claims Herein	15
	B. Support for Amended Claims and New Claims.....	15
	C. Claims Pending and Under Review in this Proceeding	16
VI.	DUTY OF DISCLOSURE UNDER 37 C.F.R. § 1.555(a).....	17
VII.	PATENT OWNER'S REMARKS AND ARGUMENTS.....	17
	A. Summary of Rejections.....	17
	B. Patent Owner's Arguments With Respect to Rejections - Introduction.....	18
	C. Legal Standards for Obviousness.....	19
	D. Level of Skill in the Art	21
	E. Arguments for Each Ground of Rejection	21
	1. Rejection of Claim 1 Over Yuen	22
	a) Scope and Content of the Prior Art.....	22
	i. No Reasons Given As to Why Yuen Example 3 is of Interest.....	22
	ii. Yuen Incorporates by Reference a Three-Way Catalytic Process	23
	b) Differences Between the Art and the Claimed Invention.....	24
	i. Yuen/Ritscher Does Not Teach Cu/Al Ratio of Claim 1	24
	ii. No Reasons are Provided to Modify Yuen's Example 3.....	24
	iii. Yuen/Ritscher Teaches Away	25
	c) Conclusion-Claim 1 is Not Obvious Over Yuen	25
	2. Rejection of Claims 1-11 Over Zones in View of Ishihara, as Evidenced by the Centi Declaration	26
	a) Scope and Content of the Prior Art.....	26
	i. Zones.....	26
	a. Scope and Content of Zones	27
	• Reduction of Nitrogen Oxides.....	27
	• Metals and Copper Content	28

b. Scope and Content of Ishihara	29
b) Differences Between Art and Claimed Invention.....	29
i. Differences from Claims 1-11 Generally.....	29
a. Zones Does Not Disclose SCR or Copper Amount ..	29
b. Ishihara's SAPO-34 is Not Similar to CHA Zeolite Having Silica to Alumina Ratio Greater than 15	29
c. The Reaction Chemistry And Conditions in Ishihara.....	30
d. Zones in View of Ishihara Does not Provide the Cu/Al Ratio in Claims 1-11	31
e. Zones in View of Ishihara Teaches Away	31
ii. Claims 2-11 Are Also Not Obvious over Zones in View of Ishihara.....	32
c) Conclusion- Claims 1-11 Are Not Obvious Over Zones in View of Ishihara.....	35
3. Rejection of Claims 12-32 Over Zones in View of Ishihara, As Evidenced By the Centi Declaration, and Further In View of Patchett '843	36
4. Rejection of Claims 33, 34 and 36-38 over Zones In View of Ishihara, As Evidenced By the Centi Declaration, and Further In View of Patchett '514	39
5. Rejection of Claim 35 over Zones in View of Ishihara, As Evidenced by The Centi Declaration, and Further In View of Tennison	40
6. Rejection of Claims 1-11 Are Rejected As Unpatentable Over Dedecek In View of Chung.....	40
a) Scope and Content of the Prior Art.....	40
i. Dedecek	40
ii. Chung.....	41
b) Differences Between Art and Claimed Invention.....	41
i. Differences from Claims 1-11 Generally.....	41
a. Dedecek In View of Chung Does Not Teach Claims 1-11	41
b. Dedecek as Modified by Chung Teaches Away	42
ii. Claims 2-11 Are Also Not Obvious.....	43
c) Conclusion- Claims 1-11 Are Not Obvious Over Dedecek in View of Chung.....	45
7. Claims 12-32 Are Rejected as Unpatentable Over Dedecek in View of Chung, and Further In View of Patchett '843	45

8. Claims 33, 34 and 36-38 Are Rejected As Unpatentable Over Dedecek In View of Chung, and Further In View of Patchett '514	47
9. Claim 35 is Rejected as Unpatentable Over Dedecek in View of Chung, and Further in View of Tennison	47
VIII. New Claims.....	47
IX. Unexpected Results.....	48
X. Secondary Considerations.....	49
A. Skepticism.....	50
B. Long-Felt Need	50
C. Praise.....	51
XI. Conclusion	51

I. AMENDMENTS TO THE ABSTRACT

Please amend the Abstract to correct a typographical error as follows:

Zeolite catalysts and systems and methods for preparing and using zeolite catalysts having the CHA crystal structure are disclosed. The catalysts can be used to remove nitrogen oxides from a gaseous medium across a broad temperature range and exhibit hydrothermal stable at high reaction temperatures. The zeolite catalysts include a zeolite carrier having a silica to alumina ratio from about 15:1 to about 256:1 and a copper to [alumina] aluminum ratio from about 0.25: 1 to about 1:1.

II. AMENDMENTS TO THE SPECIFICATION

Please amend the specification as follows:

Please amend the paragraph at column 19, lines 55-61 to correct typographical errors as follows:

The slurry preparation, coating and SCR NO_x evaluation were the same as outlined above for Example 1. As shown in Fig. [7] 9, Example 18 exhibited the same SCR performance as Example 3 that was prepared by [twice] two ion-exchanges with copper sulphate plus an incipient wetness impregnation.

III. AMENDMENTS TO THE DRAWINGS

In accordance with 37 C.F.R. § 1.530(d)(3), Patent Owner submits an annotated sheet of amended figures for Examiner's approval. Figure 1A has been amended. Figure 1A as originally filed contained incorrect legends for the solid diamonds and hollow diamonds. Support for this amendment can be found in Figure 1 and Table 1. In Figure 1, the solid diamonds show the aged data of Example 1 (2.41%), where the 210° C performance is 43% (as in Table 1). However, in Figure 1A, Example 1 (2.41%) should be the hollow diamonds, not the solid diamonds, because the aged performance should match Figure 1 and Table 1. Figure 1A has also now been identified as "Amended." In the event the Examiner approves the amendments in Fig. 1A, Patent Owner has also submitted an amended sheet showing the correction. Copies of the annotated and amended sheets will be sent by Express Mail to the Central Reexamination Unit so that the annotated sheet shows the proposed amendments in red in compliance with 37 C.F.R. § 1.530(d)(3).

IV. AMENDMENTS TO THE CLAIMS

1. (original) A catalyst comprising: a zeolite having the CHA crystal structure and a mole ratio of silica to alumina greater than about 15 and an atomic ratio of copper to aluminum exceeding about 0.25.
2. (original) The catalyst of claim 1, wherein the mole ratio of silica to alumina is from about 15 to about 256 and the atomic ratio of copper to aluminum is from about 0.25 to about 0.50.
3. (original) The catalyst of claim 2, wherein the mole ratio of silica to alumina is from about 25 to about 40.
4. (original) The catalyst of claim 2, wherein the mole ratio of silica to alumina is about 30.
5. (original) The catalyst of claim 2, wherein the atomic ratio of copper to aluminum is from about 0.30 to about 0.50.
6. (original) The catalyst of claim 2, wherein the atomic ratio of copper to aluminum is about 0.40.
7. (original) The catalyst of claim 2, wherein the mole ratio of silica to alumina is from about 25 to about 40 and the atomic ratio of copper to aluminum is from about 0.30 to about 0.50.
8. (original) The catalyst of claim 2, wherein the mole ratio of silica to alumina is about 30 and the atomic ratio of copper to alumina is about 0.40.
9. (amended) The catalyst of claim 2, wherein the catalyst contains ion-exchanged copper and [an amount of] non-exchanged copper [sufficient] to [maintain] provide improved NO_x conversion performance of the catalyst in an exhaust gas stream containing nitrogen oxides after hydrothermal aging of the catalyst.

10. (original) The catalyst of claim 9, wherein the NO_x conversion performance of the catalyst at about 200° C after aging is at least 90% of the NO_x conversion performance of the catalyst at about 200° C prior to aging.
11. (original) The catalyst of claim 9, wherein the catalyst contains at least about 2.00 weight percent copper oxide.
12. (original) The catalyst of claim 2, wherein the catalyst is deposited on a honeycomb substrate.
13. (original) The catalyst of claim 12, wherein the honeycomb substrate comprises a wall flow filter substrate.
14. (original) The catalyst of claim 12, wherein the honeycomb substrate comprises a flow through substrate.
15. (original) The catalyst of claim 14, wherein at least a portion of the flow through substrate is coated with CuCHA adapted to reduce oxides of nitrogen contained in a gas stream flowing through the substrate.
16. (original) The catalyst of claim 15, wherein at least a portion of the flow through substrate is coated with Pt and CuCHA adapted to oxidize ammonia in the exhaust gas stream.
17. (original) The catalyst of claim 14, wherein at least a portion of the flow through substrate is coated with Pt and CuCHA adapted to oxidize ammonia in the exhaust gas stream.
18. (original) The catalyst of claim 13, wherein at least a portion of the wall flow substrate is coated with CuCHA adapted to reduce oxides of nitrogen contained in a gas stream flowing through the substrate.
19. (original) The catalyst of claim 18, wherein at least a portion of the wall flow substrate is coated

with Pt and CuCHA adapted to oxidize ammonia in the exhaust gas stream.

20. (original) The catalyst of claim 13, wherein at least a portion of the wall flow substrate is coated with Pt and CuCHA adapted to oxidize ammonia in the exhaust gas stream.

21. (original) An exhaust gas treatment system comprising the catalyst of claim 15 disposed downstream from a diesel engine and an injector that adds a reductant to an exhaust gas stream from the engine.

22. (original) An exhaust gas treatment system comprising the catalyst of claim 17 disposed downstream from a diesel engine and an injector to add a reductant to an exhaust gas stream from the engine.

23. (original) An exhaust gas treatment system comprising the catalyst of claim 18 disposed downstream from a diesel engine and an injector to add a reductant to an exhaust gas stream from the engine.

24. (original) An exhaust gas treatment system comprising the catalyst of claim 20 disposed downstream from a diesel engine and an injector to add a reductant to an exhaust gas stream from the engine.

25. (original) A catalyst article comprising a honeycomb substrate having a zeolite having the CHA crystal structure deposited on the substrate, the zeolite having a mole ratio of silica to alumina greater than about 15 and an atomic ratio of copper to aluminum exceeding about 0.25 and containing an amount of free copper exceeding ion-exchanged copper.

26. (amended) The catalyst article of claim 25, wherein the free copper is present in an amount sufficient to prevent hydrothermal degradation of the nitrogen oxide conversion of the catalyst.

27. (amended) The catalyst article of claim 26, wherein the free copper prevents hydrothermal

degradation of the nitrogen oxide conversion of the catalyst upon exposure to temperatures in excess of about 800°C. and in the presence of about 10% water vapor.

28. (amended) The catalyst article of claim 25, further comprising a binder.

29. (amended) The catalyst article of claim 25, wherein the ion-exchanged copper is exchanged using copper acetate.

30. (original) An exhaust gas treatment system comprising an exhaust gas stream containing NO_x, and a catalyst in accordance with claim 2 effective for selective catalytic reduction of at least one component of NO_x in the exhaust gas stream.

31. (original) An exhaust gas treatment system comprising an exhaust gas stream containing ammonia and a catalyst in accordance with claim 2 effective for destroying at least a portion of the ammonia in the exhaust gas stream.

32. (original) The catalyst of claim 2, wherein the substrate comprises a high efficiency open cell foam filter.

33. (original) An exhaust gas treatment system comprising the catalyst of claim 2 and further comprising a catalyzed soot filter.

34. (original) The exhaust gas treatment system of claim 33, wherein said catalyzed soot filter is upstream of said catalyst.

35. (original) The exhaust gas treatment system of claim 33, wherein said catalyzed soot filter is downstream of said catalyst.

36. (original) The exhaust gas treatment system of claim 33, further comprising a diesel oxidation catalyst.

37. (original) The exhaust gas treatment system of claim 36, wherein said diesel oxidation catalyst is upstream of said catalyst comprising a zeolite having the CHA crystal structure.

38. (original) The exhaust gas treatment system of claim 36, wherein said diesel oxidation catalyst and catalyzed soot filter are upstream from said catalyst comprising a zeolite having the CHA crystal structure.

39. (new) A catalyst article comprising a metallic or ceramic substrate having deposited thereon a zeolite having the CHA crystal structure deposited on the substrate, the zeolite having a mole ratio of silica to alumina greater than about 15 and an atomic ratio of copper to aluminum equal to or exceeding about 0.25, the zeolite exhibiting improved low temperature NO_x conversion after hydrothermal aging compared to Cu Beta zeolite hydrothermally aged under the same conditions.

40. (new) The catalyst article of claim 39, wherein the mole ratio of silica to alumina is from about 15 to about 50 and the atomic ratio of copper to aluminum is in the range of about 0.25 to about 1.

41. (new) The catalyst article of claim 39, wherein the mole ratio of silica to alumina is from about 25 to about 40.

42. (new) The catalyst article of claim 40, wherein the atomic ratio of copper to aluminum is from about 0.25 to about 0.50.

43. (new) The catalyst article of claim 39, wherein the zeolite is resistant to poisoning by long chain hydrocarbons.

44. (new) The catalyst of claim 3, wherein the catalyst is deposited on a honeycomb wall flow filter substrate to provide a catalyst article.

45. (new) The catalyst of claim 3, wherein the catalyst is deposited on a honeycomb flow through substrate to provide a catalyst article.

46. (new) The catalyst article of claim 45, wherein at least a portion of the flow through substrate is coated with CuCHA adapted to reduce oxides of nitrogen contained in a gas stream flowing through the substrate.

47. (new) The catalyst article of claim 46, wherein at least a portion of the flow through substrate is coated with Pt and CuCHA adapted to oxidize ammonia in the exhaust gas stream.

48. (new) The catalyst article of claim 45, wherein at least a portion of the flow through substrate is coated with Pt and CuCHA adapted to oxidize ammonia in the exhaust gas stream.

49. (new) The catalyst article of claim 44, wherein at least a portion of the wall flow substrate is coated with CuCHA adapted to reduce oxides of nitrogen contained in a gas stream flowing through the substrate.

50. (new) The catalyst article of claim 49, wherein at least a portion of the wall flow substrate is coated with Pt and CuCHA adapted to oxidize ammonia in the exhaust gas stream.

51. (new) The catalyst article of claim 44, wherein at least a portion of the wall flow substrate is coated with Pt and CuCHA adapted to oxidize ammonia in the exhaust gas stream.

52. (new) An exhaust gas treatment system comprising the catalyst article of claim 46 disposed downstream from a diesel engine and an injector that adds a reductant to an exhaust gas stream from the engine.

53. (new) An exhaust gas treatment system comprising the catalyst article of claim 48 disposed downstream from a diesel engine and an injector to add a reductant to an exhaust gas stream from the engine.

54. (new) An exhaust gas treatment system comprising the catalyst article of claim 49 disposed

downstream from a diesel engine and an injector to add a reductant to an exhaust gas stream from the engine.

55. (new) An exhaust gas treatment system comprising the catalyst article of claim 51 disposed downstream from a diesel engine and an injector to add a reductant to an exhaust gas stream from the engine.

V. STATUS OF CLAIMS PURSUANT TO 37 C.F.R. § 1.530(e)

A. Amendment of claims herein

Patent Owner has, by this Amendment, amended claims 25-29 of U.S. Patent No. 7,601,662 (the '662 patent) as issued and added claims 39 to 55.

Specifically, the claims are modified as follows:

- a. Claim 9 has been amended to remove the phrase "an amount of" and the word "sufficient", and the phrase "provide improved" has been substituted for the word "maintain";
- b. the term "article" has been inserted in claims 26-29 to provide proper reference to independent claim 25; and
- c. new claims 39-55 have been added.

B. Support for amended and new claims

Support for the amendment to claim 9 can be found at column 5, lines 38-52 of the '662 patent.

Support for the amendment to claims 26-29 can be found at claim 25 of the original application and at col. 2, line 56 to col. 3, line 2 of the '662 patent.

Support for new claim 39 can be found at least at col. 6, lines 24-30 and col. 2, lines 9-12 of the '662 patent and col. 14, lines 17-34 (Table 1).

Support for new claim 40 can be found in the Abstract.

Support for new claim 41 can be found at col. 14, lines 58-67.

Support for new claim 42 can be found at col. 2, lines 9-15.

Support for new claim 43 can be found at col. 15, line 63, through col. 16, line 2.

Support for new claim 44 can be found at col. 6, lines 55-64.

Support for new claim 45 can be found at col. 7, lines 8-11.

Support for new claim 46 can be found at col. 2, lines 41-44.

Support for new claims 47 and 48 can be found at col. 2, lines 44-48.

Support for new claim 49 can be found at col. 2, lines 49-52.

Support for new claims 50-51 can be found at col. 2, lines 52-55.

Support for new claims 52-54 can be found at col. 22, lines 1-54.

Support for new claim 55 can be found at col. 22, lines 1-30.

C. Claims Pending and Under Review in this Proceeding

After entry of this Amendment, claims 1-55 are pending and under reexamination.

VI. Duty of Disclosure Under 37 C.F.R. §1.555(a)

In accordance with the duty under 37 C.F.R. § 1.555(a), Patent Owner directs the Examiner's attention to the references listed in the Information Disclosure Statement which is being filed concurrently herewith.

VII. PATENT OWNER'S REMARKS AND ARGUMENTS

The Abstract has been amended to correct a typographical error. The specification throughout refers to copper to aluminum ratio, not copper to alumina ratio.

The Specification at the paragraph at column 19, lines 55-61 of the '662 patent has been amended to correct typographical errors, namely reference to the wrong Figure and a grammatical error.

The Drawings have also been amended to correct the error in Figure 1A, which is fully supported by the Specification at Table 1 and Figure 1.

A. Summary of Rejections

Patent Owner makes this response to the Office Action of November 16, 2010, in which:

1. Claim 1 is rejected as unpatentable over Yuen.
2. Claims 1-11 are rejected as unpatentable over Zones in view of Ishihara, as evidenced by the Centi Declaration.
3. Claims 12-32 are rejected as unpatentable over Zones in view of Ishihara, as evidenced by the Centi Declaration, and further in view of Patchett '843.
4. Claims 33, 34 and 36-38 are rejected as unpatentable over Zones in view of Ishihara, as evidenced by the Centi Declaration, and further in view of Patchett '514.
5. Claim 35 is rejected as unpatentable over Zones in view of Ishihara, as evidenced by the Centi Declaration, and further in view of Tennison.
6. Claims 1-11 are rejected as unpatentable over Dedecek in view of Chung.
7. Claims 12-32 are rejected as unpatentable over Dedecek in view of Chung, and further in view of Patchett '843.
8. Claims 33, 34 and 36-38 are rejected as unpatentable over Dedecek in view of Chung, and further in view of Patchett '514.

9. Claim 35 is rejected as unpatentable over Dedecek in view of Chung, and further in view of Tennison.

Patent Owner respectfully traverses all these rejections for the reasons set forth below and requests that they be withdrawn. Further, new claims 39-55 are added, and are submitted to be allowable over the cited references. Specification support for each limitation of each new claim is indicated as shown in section IV. B. above.

B. Patent Owner's Arguments With Respect to Rejections - Introduction

The claimed invention pertains to a select zeolite having a specified crystal structure (CHA), silica to alumina molar ratio, and copper to aluminum atomic ratio, useful for the selective catalytic reduction (SCR) of oxides of nitrogen in exhaust gas streams such as diesel engine exhaust. (the '662 patent, col. 1, lines 13-18, 58-61). Prior to the claimed invention, a large number of metal-promoted zeolites had been proposed in the patent and scientific literature, but each of the proposed materials suffered from one or both of the following defects: (1) poor conversion of oxides of nitrogen at low temperatures, for example 350° C and lower; and (2) poor hydrothermal stability marked by a significant decline in catalytic activity in the conversion of oxides of nitrogen by SCR. At the time of the invention in early 2007, there was a compelling, unsolved need to provide a material that would provide conversion of oxides of nitrogen at low temperatures and retention of SCR catalytic activity after hydrothermal aging at temperatures in excess of 650° C. *See*, Haller Decl. ¶ 10; the '662 patent, col. 1, lines 35-46, col. 6, lines 6-21; Olson Decl., ¶ 7; Roth Decl. ¶ 9. It is important to note that the literature may refer to hydrothermal stability with reference to retention of crystallinity of a crystalline material and/or retention of surface area, however, as used in the '662 patent, hydrothermal stability refers to maintenance of SCR catalytic activity after hydrothermal aging. *See*, Haller Decl. ¶ 10; the '662 patent, col. 14, lines 34-36.

At the time of the invention, zeolites could be defined by nearly 200 framework types and thousands of zeolites existed. A near infinite number of candidate materials, therefore, was available to a skilled artisan, considering the number of parameters to be selected and varied including: structure type; pore size; silica to alumina ratio; promoter metals such as iron, cobalt, copper, nickel, cerium and others; amount of promoter metal; synthesis conditions; and ion exchange processes including conditions and type of salt to use. *See*, Haller Decl. ¶¶ 7, 20. While studies of certain zeolites such as ZSM-5 have indicated that increased silica to alumina ratio imparts greater

hydrothermal stability to a material, doing so typically will result in reduced catalytic activity. *See*, Haller Decl. ¶ 29. The field of zeolites and catalytic activity to this day remains highly unpredictable. *See*, Olson Decl. ¶ 24.

Indeed, it was thought that the use of zeolites in diesel applications was a lost cause. *See*, Roth Decl. ¶¶ 5-8. Experts expressed skepticism. *Id.* The inventors of the present invention, when presented with the challenge of providing a material that exhibited high SCR activity at low temperatures and hydrothermal stability, initially considered exploring materials other than metal promoted zeolites. *See*, Moini Decl. ¶ 3. After screening nearly 900 candidate materials, and further testing and analysis, the claimed invention emerged as the lead composition. *Id.* ¶ 4.

The results of the present invention are unexpected. Indeed, researchers at automotive manufacturers have described the performance as "remarkable". *See*, Roth Decl. ¶ 10. Other researchers have observed the excellent properties provided by the claimed invention. *Id.* The effects of each of the modifications to the properties of a zeolite on NOx conversion activity, particularly at low temperatures and maintenance of NOx conversion after hydrothermal aging were unpredictable, and one of ordinary skill in the art at the time of the invention could not form a reasonable expectation that the selection of elements from the prior art proposed by the Examiner would be successful. In fact, the poor results for low temperature conversion of the references cited in the Office Action taught away from the claimed invention. Accordingly, the obviousness rejections set forth in the November 16, 2010 Office Action are defective and should be withdrawn.

C. Legal Standards for Obviousness

The determination of whether a claimed invention is obvious requires an analysis according to the framework of *Graham v. John Deere Co.*, 383 U.S. 1, 148 U.S.P.Q. 459 (1966). *See*, M.P.E.P. § 804 (II) (B) (1), The *Graham* analysis requires the following factual inquiries:

- a) determine the scope and content of the combined teachings of the prior art;
- b) determine the differences between the combined teaching of the prior art and the claims at issue;
- c) determine the level of ordinary skill in the pertinent art; and
- d) evaluate any objective indicia of nonobviousness

(secondary considerations).

The Supreme Court of the United States most recently reaffirmed the *Graham* analysis in *KSR International Co. v. Teleflex Inc.*, 550 U.S. 398 (2007). The Supreme Court has emphasized that the inquiry must be based on knowledge at the relevant time and continually cautioned against slipping into hindsight reconstruction. The *Graham* Court cautioned that it is necessary "to guard against slipping into use of hindsight and to resist the temptation to read into the prior art the teachings of the invention in issue." *Graham*, 383 U.S. at 36, (internal quotations omitted). The *KSR* Court reiterated the need for a fact finder to be aware "of the distortion caused by hindsight bias" and to "be cautious of arguments reliant upon ex post reasoning." 550 U.S. at 421.

KSR observed that when the prior art teaches away from combining elements from the prior art, an invention is more likely to be nonobvious. 550 U.S. at 416. Thus, in *United States v. Adams*, the Supreme Court held that Adams' inventive battery was not obvious because the prior art warned that risks were involved in using the types of electrodes Adams employed, and the elements used by Adams worked together in an unexpected and fruitful. 383 U.S. 39, 50-51 (1966). Even if there was a general suggestion or motivation to attempt to produce the invention, uncertainty and lack of predictability in the field will render the invention patentable and not obvious. *See*, M.P.E.P. § 2143.02; *In re Vaeck*, 947 F.2d 488, 495, 20 U.S.P.Q.2d 1438, 1444 (Fed. Cir. 1991); *Amgen, Inc. v. Chugai Pharm. Co.*, 927 F.2d 1200, 1207-08, 18 U.S.P.Q.2d 1016, 1022-23 (Fed. Cir. 1991) (Holding invention non-obvious even though it was "obvious to try" because lack of predictability in the biotechnology field eliminated reasonable expectation of success). Consideration of these factors is necessary when analyzing whether an invention is obvious; as the Supreme Court explained in *KSR*, one "must ask whether the improvement is more than the predictable use of prior art elements." *KSR*, 82 U.S.P.Q.2d at 1396.

When determining whether a claimed invention is patentable, the relevant inquiry is not whether a particular difference between the prior art and the claims would have been obvious, but whether the claimed invention as a whole would have been obvious. *Stratoflex, Inc. v. Aeroquip Corp.*, 713 F.2d 1530, 218 U.S.P.Q. 871 (Fed. Cir. 1983); *Schenck v. Nortron Corp.*, 713 F.2d 782, 218 U.S.P.Q. 698 (Fed. Cir. 1983). As the Federal Circuit explained in *Eisai Co. Ltd. v. Dr. Reddy's Laboratories, Ltd.*, 533 F.3d 1353, 1359 (Fed. Cir. 2008):

The Supreme Court's analysis in *KSR* thus relies on several assumptions about the prior art landscape. First, *KSR* assumes a starting reference point or points in the art, prior to the time of invention, from which a skilled artisan might identify a problem and pursue potential solutions. Second, *KSR* presupposes that the record up to the time of invention would give some reasons, available within the knowledge of one of skill in the art, to make particular modifications to achieve the claimed compound. *See Takeda*, 492 F.3d at 1357 ("Thus, in cases involving new chemical compounds, it remains necessary to identify some reason that would have led a chemist to modify a known compound in a particular manner to establish prima facie obviousness of a new claimed compound."). Third, the Supreme Court's analysis in *KSR* presumes that the record before the time of invention would supply some reasons for narrowing the prior art universe to a "finite number of identified, predictable solutions," 127 S. Ct. at 1742. In *Ortho-McNeil Pharmaceutical, Inc. v. Mylan Laboratories, Inc.*, 520 F.3d 1358, 1364 (Fed. Cir. 2008), this court further explained that this "easily traversed, small and finite number of alternatives . . . might support an inference of obviousness." To the extent an art is unpredictable, as the chemical arts often are, *KSR*'s focus on these "identified predictable solutions" may present a difficult hurdle because potential solutions are less likely to be genuinely predictable.

D. Level of Skill in the Art

As explained in the Declarations of Dr. Haller and Dr. Olson, the level of ordinary skill in the art person skilled in this art would have had at least a Master's degree in chemistry or a related discipline, have knowledge in the structure and chemistry of molecular sieves such as zeolites, factors that impact their hydrothermal stability and catalytic activity, including the reduction of oxides of nitrogen. *See*, Haller Decl. ¶ 5; Olson Decl. ¶ 5.

E. Arguments for Each Ground of Rejection

In this section, each of the rejections in the Office Action addressed. In Section VIII, evidence is presented pertaining to unexpected results of the invention of the '662 patent, which is

applicable to each of the rejections discussed in Section VI. E. 1-9 below and to new claims 39-55. In addition, in Section IX., evidence is presented pertaining to secondary considerations, which is applicable to each of the rejections discussed in Section VI. E. below and to new claims 39-55.

1. Rejection of Claim 1 Over Yuen

The Office Action alleges that U.S. Patent Application Publication No.2006/0115403 (Yuen) teaches a process for the reduction of oxides of nitrogen contained in a gas stream comprising contacting a molecular sieve having a CHA crystal structure and having a mole ratio of greater than 50 to 1500 of (1) an oxide selected from silicon oxide, germanium oxide or mixtures thereof to (2) an oxide selected from aluminum oxide, iron oxide, titanium oxide, gallium oxide or mixtures thereof. The Office Action further alleges that the molecular sieve described in Yuen can contain a metal or metal ions within or on it which are capable of catalyzing the reduction of nitrogen oxides. The Office Action cites to Example 3 in Yuen as providing a molecular sieve CHA having a silica to alumina ratio of 166. The Office Action admits that CHA in Example 3 differs from the subject matter of claim 1 in that Example 3 does not contain copper. The Office relies on Yuen's incorporation by reference in ¶ 0034 of Ritscher as basis "that the catalyst of Yuen can be used in a process including the reduction of oxides of nitrogen wherein an effective amount of catalytic copper metal or copper ions is included within or on the zeolite." The basis of this rejection is respectfully traversed.

a) Scope and Content of the Prior Art

i. No Reasons Given As to Why Yuen Example 3 is Of Interest

With regard to Yuen, absent consideration of varying weight percentages of oxide (1) and oxide (2), there are three possibilities for oxide (1) and fourteen possibilities for oxide (2). In addition, Yuen lists eleven different metals or metal ions and combinations thereof that can be contained within or on the zeolite. Taking into account the different combinations of these eleven metals together with the various combinations of oxide (1) and oxide (2), there are nearly three thousand possible materials, taking into account only binary metal combinations, having the CHA crystal structure described that may be capable of catalyzing the reduction of oxides of nitrogen. *See*, Haller Decl. ¶ 11; Olson Decl. ¶ 8. Yuen discusses that the materials described can be used for the "reduction of oxides of nitrogen in a gas stream" in an internal combustion engine, and this statement includes a variety of reactions, including adsorption, dissociation and/or oxidizing NO by

oxygen, adsorption and/or dissociation of NO₂, reducing NO by the selective catalytic reduction (SCR) of NO with ammonia in the presence of oxygen, reducing NO by the selective catalytic reduction of NO with hydrocarbons with and without oxygen present, and reduction of NO with other reducing molecules present in exhaust gas such as hydrogen, methane, or CO. The mechanism and the reaction conditions of each of these reactions can vary widely, and to say that a particular material such as a specific Cu zeolite, such as ZSM-5, is useful for reduction of oxides of nitrogen does not mean that the specific zeolite will be effective for each of these reaction types. *See*, Haller Decl. ¶ 8. Yuen does not specifically teach or describe the selective catalytic reduction of nitrogen oxides (NO_x) in the presence of a reductant such as ammonia and does not provide any examples or guidance as to what parameters are important in providing an improved catalytic material having hydrothermal stability. *See*, Olson Decl. ¶ 9; Haller Dec. ¶ 12.

From the thousands of materials and 16 working Examples described in Yuen, the Office Action appears to randomly select Example 3 as a starting point to provide a zeolite having CHA crystal structure and a silica to alumina ratio greater than 15. No explanation is given for this selection of Example 3 in the Office Action. *See*, Olson Decl. ¶ 10. There is nothing pointing to or suggesting that Example 3 has any particularly good properties, especially for NO_x reduction. As emphasized in *KSR*, "it can be important to identify a reason that would have prompted a person of ordinary skill in the relevant field to combine the elements in the way the claimed new invention does." 550 U.S. at 401. However, no such reasoning is provided. *See Esai*, 533 F.3d at 1359 ("*KSR* assumes a starting reference point or points in the art, prior to the time of invention, from which a skilled artisan might identify a problem and pursue potential solutions.") *In re Yamououchi Pharm. Co. v. Danbury Pharmacal, Inc.*, 231 F.3d 1339, 1345 (Fed. Cir. 2000) ("At the outset, Danbury did not show the required motivation for selecting example 44 as a lead compound.")

ii. Yuen Incorporates by Reference a Three-Way Catalytic Process

The Office Action is also deficient in a lack of reasoning as to why the skilled artisan would even modify the material in Example 3 of Yuen as suggested in the Office Action. The Office Action apparently relies on an incorporation of reference of Ritscher, which pertains to a three-way catalytic process using a mixture of alumina, a zeolite and copper metal. The Office Action states that the rejection is over Yuen and not Yuen in view of Ritscher because of the incorporation by reference. Regardless of how the rejection is considered, either as Yuen alone, as Yuen

incorporating Ritscher by reference, or as Yuen in view of Ritscher, the rejection fails to establish a *prima facie* case of obviousness.

At paragraph 0034, Yuen states "[o]ne example of such a process for the catalytic reduction of oxides of nitrogen in the presence of a zeolite is disclosed in U.S. Pat. No. 4,297,328, issued Oct. 27, 1981 to Ritscher et al. which is incorporated by reference herein." Yuen appears to incorporate by reference the process of Ritscher, which is a three-way catalytic process for reducing hydrocarbons, carbon monoxide and oxides of nitrogen in gasoline fueled engines. *See, Zenon Env'tl., Inc. v. United States Filter Corp.*, 506 F.3d 1370, 1378-1379 (Fed. Cir. 2007). ("Based on our review of the record, we disagree with the court's conclusion that the intervening patents incorporated by reference, with sufficient particularity to one reasonably skilled in the art, the gas distribution system disclosed in the '373 patent."). Yuen does not appear to be particularly concerned or interested in copper as a metal of interest, as Yuen describes eleven possible metals and metal ions to be contained on the zeolite. *See, Haller Decl.* ¶ 13; *Olson Decl.* ¶ 12.

b) Differences Between the Art and the Claimed Invention

i. Yuen/Ritscher Does Not Teach Cu/Al Ratio of Claim 1

Putting aside the issue of incorporation by reference, Yuen/Ritscher does not teach the Cu/Al ratio in claim 1. A close review of the Example in Ritscher reveals that the catalyst is a mixture of 80% zeolite and 20% alumina containing 7.3 weight percent copper. From the information provided in Ritscher, it is impossible to determine the actual copper content on the zeolite because the copper is added to mixture of zeolite and alumina. *See, Haller Decl.* ¶ 16. Accordingly, with no way to know the Cu/Al ratio in Ritscher, the Office Action fails to provide a zeolite having the CHA crystal structure, a silica to alumina ratio greater than 15 and a Cu/Al ratio greater than 0.25.

ii. No Reasons are Provided to Modify Yuen's Example 3

Even if the amount of copper in Ritscher provided a Cu/Al ratio of 0.25 or greater, which is denied, no reasons are given or evident as to why the skilled artisan would make such modification of Yuen's Example 3. *See Esai*, 533 F.3d at 1359 ("*KSR* presupposes that the record up to the time of invention would give some reasons, available within the knowledge of one of skill in the art, to make particular modifications to achieve the claimed compound.") It is questionable why one of ordinary skill in the art would consider the copper content of Ritscher's mixture of 20% alumina and 80% ZSM-5 zeolite as relevant to the materials in Yuen. Each of the zeolites disclosed in Yuen has

a different structure from CHA, and as discussed below, the structure of the zeolite of the example, ZSM-5, is distinctly different from the structure of CHA. *See*, Olson Decl. ¶¶ 28-29. There are no common composite building units between ZSM-5 and CHA structured zeolites, the pore sizes of ZSM-5 and CHA zeolites are different, and ZSM-5 materials belong to a unique family of zeolites called the pentasil zeolites, which refer to the five member ring building unit. *See*, Olson Decl. ¶ 30. One skilled in the art would not use the information in Ritscher pertaining to different zeolite structure types to modify the zeolites in Yuen having the CHA crystal structure because of these differences and the unpredictability in the art. *See*, Olson Decl. ¶ 30. There would be no expectation of success in doing so. *See*, Haller Decl. ¶ 15.

iii. Yuen/Ritscher Teaches Away

A person of ordinary skill in the art would not modify the zeolite in Yuen according to the teachings of Ritscher for another reason—the samples in Ritscher exhibited terrible NO_x conversion under lean conditions. The invention of claim 1 of the '662 patent is a catalyst that exhibits especially good low temperature NO_x conversion and maintenance of NO_x conversion upon hydrothermal aging. As Dr. Haller observes, the catalyst in Ritscher is a three-way catalyst, which is not designed for use in a lean operating environment. *See*, Haller Decl. ¶ 17. It is well known that three-way catalysts, which are effective for the abatement of hydrocarbons, carbon monoxide and NO_x in traditional gasoline powered engines, are not effective in lean burn engines such as diesel engines. *See*, Haller Decl. ¶ 8. The catalytic results of the material in Ritscher makes this clear—for each of the samples tested, upon aging (4 hours in 10% H₂O) and under lean conditions, (Table V at column 7 of Ritscher) there was **no** NO_x conversion. Such results would lead a person of ordinary skill in the art not to modify Yuen in accordance with Ritscher, because Yuen was seeking a catalyst for reducing nitrogen oxides in excess oxygen (lean conditions). *See*, Haller Decl. ¶ 17. In accordance with *KSR*, when the prior art teaches away from combining elements from the prior art, an invention is more likely to be nonobvious. 550 U.S. at 416.

c) Conclusion-Claim 1 is Not Obvious Over Yuen

In view of the above, it is clear that the skilled artisan seeking to make an improved catalyst that has good low temperature NO_x conversion and that maintains good NO_x conversion upon hydrothermal aging for use as an SCR catalyst used under lean conditions would not arrive at the invention of claim 1 from Yuen. Yuen provides no guidance as to what elements are important to

provide a catalyst having high NO_x conversion, let alone high NO_x conversion at low temperatures. There are thousands of possibilities in Yuen. *See Esai*, 533 F.3d at 1359 ("the Supreme Court's analysis in *KSR* presumes that the record before the time of invention would supply some reasons for narrowing the prior art universe to a "finite number of identified, predictable solutions.") In addition, Yuen fails to teach or suggest all of the elements of claim 1 because the Cu/Al ratio is ambiguous in Ritscher. Moreover, a person of ordinary skill in the art would not combine the teachings in Yuen with information in Ritscher pertaining copper on or within ZSM-5 zeolites because the materials are different and the art is unpredictable, especially when different zeolites with different structure types are considered. *See id.*, (" To the extent an art is unpredictable, as the chemical arts often are, *KSR*'s focus on these "identified predictable solutions" may present a difficult hurdle because potential solutions are less likely to be genuinely predictable.") Finally, Yuen/Ritscher teaches away from the invention defined by claim 1, because the Examples in Ritscher exhibit zero NO_x conversion upon hydrothermal aging and under lean conditions. Withdrawal of the rejection is respectfully requested.

2. Rejection of Claims 1-11 Over Zones in view of Ishihara, as evidenced by the Centi Declaration

In the Office Action, claims 1-11 are rejected as allegedly being obvious over Zones in view of Ishihara as evidenced by the Centi Declaration. These rejections are respectfully traversed.

a) Scope and Content of the Prior Art

i. Zones

Like the selection of Yuen in the rejection of claim 1 discussed above, the Office Action selects Zones among numerous other references that disclose the utility of various zeolites that can be used for the abatement of oxides of nitrogen. The Centi Declaration is relied upon in the rejection over Zones in view of Ishihara. However, the Centi Declaration hardly makes a compelling case for the selection of the materials in Zones among the many other zeolites that were available in the art as a starting point for the improved reduction of nitrogen oxides. The Centi Declaration merely states: "a person of ordinary skill that was aware of both the Zones '644 patent and Ishihara would have had a reasonable expectation that loading the chabazite zeolite described in Zones '644 patent using the ion-exchange method described in Ishihara would have resulted in a copper chabazite zeolite that would be effective at the conversion of NO to nitrogen."

a. Scope and Content of Zones
Reduction of Nitrogen Oxides

The statement quoted immediately above from Dr. Centi's declaration that modified materials of Zones "would have resulted in a copper chabazite zeolite that would be effective at the conversion of NO to nitrogen" could be made for a wide variety of the almost 200 framework types of zeolites if copper or some other promoter metal was exchanged into the zeolite. *See*, Haller Decl. ¶ 18, 20. As noted by Dr. Haller in his Declaration, the more important question is why would a person of skill in the art select one of the many zeolites available at the time of the '662 patent filing, and then choose the selected silica to alumina ratio and then further choose the amount of copper among the various other metal ions (iron, cobalt, nickel, cerium, etc.) that promote the reduction of oxides of nitrogen? *See, In re May*, 574 F.2d 1082, 1093 (C.C.P.A. 1978) ("Thus, *merely* because those skilled in the art would have expected the compound of claim 11 to have analgesic activity, does not mean, as the board apparently suggests, that an irrebuttable presumption of obviousness has been established. Those properties which would have been expected must be balanced against the unexpected properties.")

Like Yuen discussed above, Zones merely teaches that a zeolite having the CHA structure can be used for the reduction of oxides of nitrogen in excess oxygen. This description can include several different reactions. *See*, Haller Decl. ¶ 8; Olson Decl. ¶ 16. As noted in Dr. Zones' declaration, the Zones patent does not specifically disclose or suggest that the zeolite having the CHA structure is useful for selective catalytic reduction of oxides of nitrogen in the presence of a reductant, and the Zones patent does not disclose any data pertaining to NO_x reduction or suggest that the CHA material is particularly good for NO_x reduction at low temperatures or has good hydrothermal stability compared to other zeolites. *See*, Zones Decl. ¶ 8; Olson Decl. ¶ 16. There are patents published before the filing date of the '662 patent to at least twenty other structure types of zeolites naming Dr. Zones and other researchers at Chevron, all of which stated a utility for reducing oxides of nitrogen. In fact, as Dr. Zones notes, many of these patents contain language that is identical or very similar to the statement in the Zones patent, namely that the "zeolite may contain a metal or metal ions (such as cobalt, copper or mixtures thereof) capable of catalyzing the reduction of the oxides of nitrogen, and may be conducted in the presence of a stoichiometric excess of oxygen." *See*, Zones Decl. ¶ 9; Olson Decl. ¶ 17. This appears to be a common practice when a new

zeolite is discovered, as a variety of other potential uses besides reduction of nitrogen oxides are disclosed. *See*, Olson Decl. ¶ 15; Haller Decl. ¶ 19; Zones Decl. ¶ 7-9.

As Dr. Centi has noted, from the time period of 1999 to 2009, a search of journals and review articles for the terms "zeolite and nitrogen oxides" located **1270 publications** containing both terms, and that despite the large variety of zeolites studied including identification of active sites and reaction mechanisms in zeolites, **as of 2010, the complexity of the problem has resulted in the limited transferability of these studies to the development of improved catalysts.** *See*, Olson Decl. ¶ 7, citing Centi et al., Environmental Catalysis Over Zeolites, in Zeolites and Catalysis, Vol. 1, (2010). While it is observed that the time period of 1999 to 2009 extends past the filing date of the '662 patent, this information is provided as evidence that many zeolites promoted with a metal will exhibit some NO_x reduction activity and that there were well over 1000 studies conducted in a 10 year period on NO_x reduction and zeolites. However, even as of 2010, it was concluded that because of the complexity in the science of zeolites and nitrogen oxides reduction, the development of improved catalysts has been a difficult proposition. *See, id.*

In summary, not much can be concluded from the Zones patent with regard to its usefulness as a catalyst that exhibits especially good NO_x reduction, particularly at low temperatures, and as a catalyst that maintains good NO_x conversion after exposure to hydrothermal conditions. Indeed, in his Declaration, Dr. Zones states that the Zones patent provides no information to indicate that the chabazite materials described in the Zones patent were especially good for reduction of oxides of nitrogen at low temperatures and had good hydrothermal stability. *See*, Zones Decl. ¶ 12. No reasons seemed to exist at the time of the filing date of the '662 patent to select the materials in Zones as a starting point from the universe of other zeolites that were stated to be useful for NO_x reduction. *See Esai*, 533 F.3d at 1359 ("the Supreme Court's analysis in *KSR* presumes that the record before the time of invention would supply some reasons for narrowing the prior art universe to a "finite number of identified, predictable solutions.")

Metals and Copper Content

Zones is silent on an amount of copper to be used on the chabazite zeolite. Dr. Zones confirms this fact in his Declaration. While the Zones patent mentions that a zeolite having the CHA crystal structure may contain a metal or metal ions (such as cobalt, copper or mixtures thereof) capable of catalyzing the reduction of oxides of nitrogen, and may be conducted in the presence of

stoichiometric excess of oxygen at column 1, lines 61-65, there is no further discussion of an amount of copper, cobalt or combinations thereof that could be used for the reduction of oxides of nitrogen. *See*, Zones Decl. ¶ 11; Haller Decl. ¶ 20. The Request and the Office Action erroneously rely on a later passage in the Zones patent pertaining to a different catalytic reaction to provide a purported range of 0.05% to 5% by weight of copper. Dr. Zones himself notes that this range is a discussion in reference to an amount of ammonium or metal cation for a catalyst for the reduction of lower alcohols. *See*, Zones Decl. ¶ 11; Haller Decl. ¶ 20. As Dr. Zones further explains, this passage pertaining to 0.05 to 5% by weight can include metals from Groups I to VIII of the periodic table, which includes all metals in the Periodic Table. This passage makes reference to group IA metals specifically, but Group IA metals do not include copper. Furthermore, this passage should have no bearing on the passage in the '662 patent at col. 1, lines 61-65 pertaining to reduction of oxides of nitrogen, and there is no teaching in the '662 patent of the amount of copper, cobalt or mixtures thereof that can be used for a catalyst for the reduction of oxides of nitrogen. *See*, Zones Decl. ¶ 11.

In summary, there is absolutely no teaching of an amount of copper to be used in the chabazite material described in the Zones patent.

b. Scope and Content of Ishihara

Ishihara is a study comparing the hydrothermal stability of Cu-SAPO34, a silicoaluminophosphate and selective catalytic reduction (SCR) of NO_x using a hydrocarbon reductant, propene. Ishihara states that the CU-SAPO34 is hydrothermally stable.

b) Differences Between Art and Claimed Invention

i. Differences from Claims 1-11 Generally

a. Zones Does Not Disclose SCR or Copper Amount

As noted above, the Zones patent says nothing about catalysts for the SCR of NO_x in the presence of ammonia. Zones also does not disclose an amount of copper, cobalt or mixtures thereof to provide an effective catalyst for generally reducing oxides of nitrogen.

b. Ishihara's SAPO-34 is Not Similar to CHA Zeolite Having Silica to Alumina Ratio Greater Than 15

The relevance of Ishihara to the claimed invention, a zeolite having the CHA crystal structure and a silica to alumina ratio greater than 15, is questionable. As explained by Dr. Haller, SAPO-34 is a silicoaluminophosphate having a vastly different reaction chemistry from an aluminosilicate

chabazite, as evidenced by the Lok article providing the results for n-butane cracking cited in Dr. Centi's Declaration submitted by the Requestor. *See*, Haller Decl. ¶ 21. Additionally, the way in which cations are substituted into a silicoaluminophosphate is completely different than the way in which cations are substituted in an aluminosilicate zeolite having a silica to alumina ratio greater than 15. *See*, Haller Decl. ¶ 21; Olson Decl. ¶ 21. Moreover, the catalytic activity of the materials defined by the claims of the '662 patent and the materials in Ishihara are different because the properties of these two different types of materials depend not on their framework type alone, but also on the chemistry of each unique material. *See*, Olson Decl. ¶ 21.

Thus, it is doubtful that the Ishihara reference has any relevance to the catalytic properties of a zeolite having the CHA crystal structure and a silica to alumina ratio greater than 15. The Office Action inappropriately draws conclusions from the Ishihara patent that are broader than warranted. As Dr. Haller notes, the Office Action's statement "that a person of ordinary skill "at the time of the priority filing of the Bull '662 patent looking to make a copper exchanged chabazite zeolite for the reduction of oxides of nitrogen with the chabazite of Zones '644 patent would have been motivated to use the ion exchange technique described in Ishihara to add copper to the chabazite of Zones '644 because Ishihara used and preferred SAPO-34, which is a very well known silico-aluminophosphate molecular sieve having a structure of the chabazite type." is equivalent to saying that MgO, SnAs, UC, LiH, and TiN are all chemically like NaCl because they all have the same rock salt (NaCl) crystallographic structure. *See*, Haller Decl. ¶ 22.

c. The Reaction Chemistry And Conditions in Ishihara

Besides the differences noted above, Ishihara uses propene, a hydrocarbon, as a reductant in the SCR reaction. One of ordinary skill in the art would not be able to draw any conclusions regarding the usefulness of a material as a catalyst for an ammonia SCR reaction based on its catalytic activity using a hydrocarbon reductant because different reducing agents preferentially adsorb on different sites in different forms and lead to different mechanisms of action. *See*, Haller Decl. ¶ 9. On this point, Dr. Haller concludes that "[i]t is for this reason that NO reduction by hydrocarbons and NO reduction by ammonia on Cu zeolites do not generally have parallel behavior and why using the results of hydrocarbon reduction of NO is not a good guide to NO reduction by ammonia on the same Cu zeolite, let alone for two different Cu zeolite catalysts when the structure type and/or composition of the zeolites are different." *See*, Haller Decl. ¶ 9.

In addition to the different reductant, the space velocities used in the Ishihara paper are extremely low and about an order of 10 times lower than the space velocities used in automotive exhaust. This is an important consideration when interpreting the results discussed further below, because one of skill in the art would expect catalytic testing results to be better under low space velocity. *See*, Haller Decl. ¶ 24; Olson Decl. ¶ 23.

d. Zones in View of Ishihara Does Not Provide the Cu/Al Ratio in Claims 1-11

Claims 1-11 require a Cu/Al ratio of at least 0.25. While the Centi Declaration purports to state that the amount of copper in Ishihara would provide the same Cu/Al ratio as in claims 1-11, this ignores the fundamental differences between the material of the claimed invention and silicoaluminophosphates. The Office Action provides an oversimplified analysis by merely transferring the weight percentages used on the silicoaluminophosphate materials in Ishihara to the aluminosilicate zeolites having a silica to alumina ratio greater than 15 in Zones. The invention defined in claims 1-11 states a Cu/Al ratio. If the person of ordinary skill in the art considered Ishihara's study of interest, which is denied, Dr. Haller concludes that the Cu/Al ratios of the materials in Ishihara have Cu/Al ratios in the range of 0.04 to 0.13, which are far outside the ranges in claims 1-11. *See*, Haller Decl. ¶ 23.

Thus, even if the skilled artisan ignored all of the above reasons as to why there is no basis to combine Ishihara and Zones, their combined teachings would not meet the invention defined in claims 1-11 because the Cu/Al ratio would be well below the claimed ranges in claims 1-11.

e. Zones In View of Ishihara Teaches Away

Even if a person of ordinary skill in the art considered the teachings of Ishihara relevant to catalyst material of claims 1-11 of the '662 patent, after reviewing the catalytic results in Ishihara, a person of ordinary skill in the art would be discouraged from using a Cu-SAPO34 material having the CHA crystal structure for SCR of NO_x. This is because the low temperature activity of the Cu-SAPO34 material is low to negligible. As shown in Ishihara Figure 5a, after aging at 800° C in 3% H₂O the Cu SAPO-34 shows a mere 5% NO_x conversion at 200° C, which is extremely poor conversion. Similarly, the NO_x conversion at 250° C is merely 5% after aging at 800° C in 3% H₂O, and at 300° C, the conversion is approximately 8%. At 350° C, the NO_x conversion after aging at 800° C in 3% H₂O is approximately 14%. Compared to the fresh samples shown in Figure 1 of

Ishihara, the decline in NO_x conversion at 300° C was approximately 73%. *See*, Olson Decl. ¶ 23. These low results must be taken into consideration of the operating conditions, namely a low space velocity and milder hydrothermal aging conditions that the Examples in the '662 patent, both of which would be expected to provide higher catalytic activity compared to the '662 patent where the space velocity was almost 10 times higher and the aging conditions were more severe. *See*, Olson Decl. ¶ 23; Haller Decl. ¶ 24.

Thus, by proceeding with the faulty reasoning in the Office Action to combine Zones and Ishihara, one of ordinary skill in the art would be discouraged from using the materials in Ishihara having the chabazite crystal structure because the catalytic performance at low temperatures and maintenance of NO_x conversion after aging were both very poor. This is not only recognized by Dr. Haller and Dr. Olson, but also in the open literature. *See* MH Kim et al., Water Tolerance of DeNO_x SCR Catalysts Using Hydrocarbons: Findings, Improvements and Challenges, Korean J. Chem Eng. 18 (5) 725-740, at page 736, attached as Exhibit E to Dr. Olson's Declaration. The same authors also noted the unpredictability in the art, stating that "**no single cause can elucidate the catalyst deactivation by water for the reduction of NO by HCs. It varies with the catalyst, the reductant and the operating condition employed for the reduction.**" *See, id.*

ii. Claims 2-11 Are Also Not Obvious over Zones in View of Ishihara

For the reasons provided above, claims 2-11 are not obvious over Zones in view of Ishihara.

Claim 2

Claim 2 is directed to a catalyst with the mole ratio of silica to alumina from about 15 to about 256 and the atomic ratio of copper to aluminum is from about 0.25 to about 0.50. Zones in view of Ishihara fails to provide motivation to make a catalyst with these specific ratios of silica to alumina and copper to aluminum. As discussed above, the Cu/Al ratios in Ishihara are well outside this range.

Claim 3

Claim 3 further specifies that the mole ratio of silica to alumina is from about 25 to about 40. Again, Zones in view of Ishihara fails give information directing a person skilled in the art to provide catalyst with these specific ratios of silica to alumina and copper to aluminum as in claim 2 discussed above.

Claim 4

Claim 4 depends from claim 2 and further defines the mole ratio of silica to alumina as about 30. Zones in view of Ishihara fails to point to a reason why one of ordinary skill in the art would provide such as specific catalyst with a defined ratio of silica to alumina and the Cu/Al ratio as argued above with respect to claim 2.

Claim 5

Claim 5 depends from claim 2 and specifies that the atomic ratio of copper to aluminum is from about 0.30 to about 0.50. Zones in view of Ishihara provides no guidance as to why a person having skill in the art would narrow the range of Cu/Al to this specific range. Moreover, the calculations of Cu/Al discussed above for Ishihara are well outside this range.

Claim 6

Claim 6 depends from claim 2 and specifies the atomic ratio of copper to aluminum is about 0.40. The combined teachings of Zones and Ishihara do not suggest this specific Cu/Al ratio. In particular, the Office Action relies on the erroneous factual assertion that Zones teaches a range of copper of 0.05% to 5% by weight. Since this factual assertion is incorrect, Zones in view of Ishihara does not suggest the claimed invention.

Claim 7

Claim 7 provides the mole ratio of silica to alumina is from about 25 to about 40 and the atomic ratio of copper to aluminum is from about 0.30 to about 0.50. Again, there is nothing in the combined teachings of Zones and Ishihara that would lead a person of ordinary skill in the art to provide such a catalyst. Also, the argument pertaining to claim 2 is applicable here in that the Cu/Al ratio in Ishihara is well outside the claimed range.

Claim 8

Claim 8 specifically defines the mole ratio of silica to alumina is about 30 and the atomic ratio of copper to aluminum is about 0.40. Zones and Ishihara fail to suggest such a specific combination of silica to alumina ratio and copper to aluminum ratio. Similar to the argument with respect to claim 6, the rejection of claim 6 relies on an erroneous factual assertion that Zones teaches a range of copper. Since the factual assertion is incorrect, Zones in view of Ishihara does not suggest a Cu/Al ratio, the rejection should be withdrawn.

Claim 9

Claim 9 depends from claim 2 and requires that the catalyst contains ion-exchanged copper and non-exchanged copper to provide improved NO_x conversion performance of the catalyst in an exhaust gas stream containing nitrogen oxides after hydrothermal aging of the catalyst. The rejection of claim 9 again relies on the erroneous factual assertion that Zones teaches 0.05% to 5% by weight copper. Since this assertion is incorrect, the rejection should be withdrawn. Besides this, there is nothing specific in Ishihara that higher percentage of Cu are desirable for any reason.

The rejection of claim 9 further incorporates by reference pages 22-25 of the Request, which alleges that the '662 patent does not disclose the amount of non-exchanged copper to maintain NO_x conversion performance of the catalyst after hydrothermal aging. The Request also complains that the '662 patent contains no information on how to measure the amount of non-exchanged copper to serve this function. The Request goes on to assert that according to the Requestor's careful review of the '662 patent, Example 18 containing free or non-exchanged copper provides the same thermal stability performance as Example 3. Other allegations are made with respect to the data in the '662 patent, which are denied.

Example 18 has been amended to reference Figure 9, as Figure 7 was incorrectly referenced in the '662 patent. In addition, Figure 1A has been corrected to be consistent with Figure 1 and Table 1 in the Specification of the '662 patent.

Several examples provide ample guidance on how to manufacture catalysts with free or non-exchanged copper to provide enhanced hydrothermal stability in accordance with one or more embodiments of the invention. Moreover, a person of ordinary skill in the art would readily have any number of tools available to measure the amounts of non-exchanged copper. One method would be X-ray absorption spectroscopy (see C. Márquez-Alvarez, I. Rodríguez-Ramos, A. Guerrero-Ruiz, G. L. Haller, and M. Fernández-García, Selective Reduction of NO_x with Propene under Oxidative Conditions: Nature of the Active Sites on Copper-Based Catalysts, *J. Am. Chem. Soc.*, 1997, 119 (12), pp 2905–2914). *See*, Haller Decl. ¶ 7; Moini Decl. ¶ 7. The Examples of the '662 patent provide ample information to one skilled in the art on how to determine if free copper is present and how to make samples containing free copper. *See PPG Ind. v. Guardian Ind.*, 75 F.3d 1558, 1564, 37 USPQ2d 1618, 1623 (Fed. Cir. 1996), (Even though there was a software error in calculating the ultraviolet transmittance data for examples in the specification making it appear that the production

of a cerium oxide-free glass that satisfied the transmittance limitation would be difficult, the specification indicated that such glass could be made. The specification was found to indicate how to minimize the cerium content while maintaining low ultraviolet transmittance.)

The cited references fail to teach or suggest a catalyst made in accordance with claim 9.

Claim 10

Claim 10 depends from claim 9 and further specifies that the NO_x conversion performance of the catalyst at about 200° C after aging is at least 90% of the NO_x conversion performance of the catalyst at about 200° C prior to aging. The Office Action maintains that no criticality has been established with respect to this claim. There is nothing in Ishihara or Zones to indicate the subject matter of claim 10. Ishihara's performance after hydrothermal is poor. A close review of the aged data in Ishihara indicates that the NO_x conversion at 200° C prior to aging is about 10%, and after aging at 800° C is about 5%, a reduction of about 50%. Clearly, the feature of claim 10 are not taught or suggested in the cited art. With regard to criticality, the Patent Owner directs the Examiner to at least Figure 3 of the '662 patent.

Claim 11

Claim 11 depends from claim 9 and further specifies that catalyst contains at least about 2.00 weight percent copper oxide. Claim 11 is patentable at least for the reasons provided with respect to claim 9.

c) Conclusion- Claims 1-11 are Not Obvious Over Zones in View of Ishihara

There is nothing remarkable in the Zones patent that supports a conclusion that its chabazite materials can be used for the reduction of oxides of nitrogen. No information or examples are provided in the Zones patent to provide the person of ordinary skill in the art any reason to select chabazite from the universe of other zeolites as a material for reducing oxides of nitrogen, and more particularly, the selective catalytic reduction of oxides of nitrogen in the presence of ammonia to provide a catalyst that exhibits good low temperature conversion and hydrothermal stability. *See, e.g., In re May*, 574 F.2d 1082, 1093 (CCPA 1978 ("the *raison d'etre* for research by those skilled in this art was, and still is, not simply to produce another analgesic compound, but to produce one which would exert this therapeutic value while at the same time being nonaddictive.) Zones does not teach any amount of copper, cobalt or combinations thereof that would provide a catalyst having good low temperature NO_x conversion and maintenance of good NO_x conversion upon

hydrothermal aging. Ishihara's Cu-SAPO34 is of questionable relevance to a zeolite having the CHA crystal structure and a silica to alumina ratio greater than 15, as recited in claims 1-11. If Ishihara is considered relevant by a person of ordinary skill in the art, the Cu/Al ratios provided in Ishihara are well below the values recited in claims 1-11. The teachings of Ishihara with respect to claims 1-11 are also not of value considering the different reaction chemistry in Ishihara, which uses propene as a reductant. Even if the person of ordinary skill in the art cast aside this information and considered the Ishihara teachings relevant, they would be discouraged from using a material having the chabazite crystal structure and promoted with copper because the low temperature NO_x conversion in Ishihara for the Cu-SAPO34 materials was very poor. On the other hand, as will be discussed further below with respect to unexpected results, the invention of claims 1-11 yielded results that were not predictable. *See, Crocs, Inc. v. U.S. Int'l Trade Commission*, 598 F.3d 1294, 1308 (Fed. Cir. 2010) (A claimed combination of prior art elements may be nonobvious where the prior art teaches away from the claimed combination and the combination yields more than predictable results.)

3. Rejection of Claims 12-32 over Zones in view of Ishihara, as evidenced by the Centi Declaration, and further in view of Patchett '843

Claims 12-15, 18, 21, and 32 and system claim 30

Claim 12 depends from claim 2 and further requires that the catalyst is deposited on a honeycomb substrate; claim 13 requiring the honeycomb substrate to be a wall flow substrate and claim 14 requiring the honeycomb substrate to be a flow through substrate. Claim 15 depends from claim 14 and further requires that a portion of the flow through substrate is coated with CuCHA adapted to reduce oxides of nitrogen contained in a gas stream flowing through the substrate. Claim 18 depends from claim 13 and further requires that a portion of the wall flow substrate is coated with CuCHA adapted to reduce oxides of nitrogen contained in a gas stream flowing through the substrate. Claim 21 depends from claim 15 and is directed to an exhaust gas treatment system where the catalyst is disposed downstream from a diesel engine and an injector that adds a reductant to an exhaust gas stream from the engine. Claim 32 includes the catalyst of claim 2, further specifying that the substrate comprises a high efficiency open cell foam filter.

Claim 30 is a system claim incorporating the catalyst of claim 2 effective for selective catalytic reduction of at least one component of NO_x in the exhaust gas stream.

Catalysts on such substrates of claims 12-15, 18, 21 and 32 are designed to be used in automotive exhaust system recited in claim 30, such as in diesel engines. *See*, the '662 patent col. 10, lines 38-41. As discussed above with respect to claims 1-11, catalysts used in automotive applications operate at high space velocities of around $80,000 \text{ h}^{-1}$ and higher. *See*, Haller Decl. ¶30. Considering that the data in Ishihara exhibited extremely poor NOx conversion at space velocities around $8,500 \text{ h}^{-1}$ and, as explained above, higher space velocities result in lower catalytic performance, there would be no expectation of success that a catalyst having the CHA crystal structure and the silica to alumina ratios and copper to aluminum ratio defined in claims 12-15, 18, 21 and 32 and the system of claim 30 would provide adequate NOx conversion performance. In addition, as discussed above, a person of ordinary skill in the art would be discouraged from placing the catalysts on substrates in accordance with claims 12-15, 18, 21 and 32 and in system defined in claim 30. Patchett '843 does not remedy this deficiency in Zones and Ishihara. Accordingly, claims 12-15, 18, 21 and 32 and system claim 30 are patentable over the cited references.

Claims 16, 17, 19, 20, 23 and 24

Claim 16 depends from claim 15 and requires that at least a portion of the flow through substrate is coated with Pt and CuCHA adapted to oxidize ammonia in the exhaust gas stream. Claim 17 depends from claim 14 and requires that at least a portion of the flow through substrate is coated with Pt and CuCHA adapted to oxidize ammonia in the exhaust gas stream. Claim 19 depends from claim 18 and further requires that at least a portion of the wall flow substrate is coated with Pt and CuCHA adapted to oxidize ammonia in the exhaust gas stream. Claim 20 depends from claim 13 and further requires that at least a portion of the wall flow substrate is coated with Pt and CuCHA adapted to oxidize ammonia in the exhaust gas stream.

Claim 22 is directed to an exhaust gas treatment system comprising the catalyst of claim 17 disposed downstream from a diesel engine and an injector to add a reductant to an exhaust gas stream from the engine. Claim 23 is directed to an exhaust gas treatment system comprising the catalyst of claim 18 disposed downstream from a diesel engine and an injector to add a reductant to an exhaust gas stream from the engine. Claim 24 is directed to an exhaust gas treatment system comprising the catalyst of claim 20 disposed downstream from a diesel engine and an injector to add a reductant to an exhaust gas stream from the engine.

Each of these claims is directed to embodiments in which copper and Pt and CuCHA are provided on a substrate. First, the arguments above with respect to claims 12-15, 18 21 and 32 are reiterated herein and applicable to claims 16, 17, 19, 20, 23 and 24. Second, the specification of the '662 patent at Example 14, column 18, lines 40-59 provides an unexpected result when CuCHA and platinum are provided on a substrate to oxidize ammonia. This unexpected result is stated at col. 18, lines 54-59:

NH₃ conversion can be dramatically enhanced by inclusion of the platinum component without compromising the high N₂ selectivity. The latter is significant in that the prior art shows that platinum as a metallic gauze or supported on other oxides or zeolitic supports is generally selective for production of N₂O or NO_x.

There is nothing in Zones, Ishihara or Patchett '843 disclosing or suggesting this unexpected benefit provided by using CuCHA and a platinum metal on the same substrate as an ammonia oxidation catalyst. Providing a catalyst in accordance with these claims provides an ammonia oxidation catalyst that is selective to producing nitrogen instead of undesirable byproducts. Accordingly, claims 16, 17, 19, 20, 23 and 24 are patentable over the cited art.

Claims 25-28

Claim 25 is directed to a catalyst article comprising a honeycomb substrate having a zeolite having the CHA crystal structure deposited on the substrate, the zeolite having a mole ratio of silica to alumina greater than about 15 and an atomic ratio of copper to aluminum exceeding about 0.25 and containing an amount of free copper exceeding ion-exchanged copper. Claim 25 is similar in scope to claim 9, with the added feature that the catalyst is deposited on a honeycomb substrate, and the silica to alumina ratio being greater than 15 and the Cu/Al ratio greater than 0.25. Claim 26 depends from claim 25, and requires that the free copper is present in an amount sufficient to prevent hydrothermal degradation of the nitrogen oxide conversion of the catalyst. Claim 27 depends from claim 26, and requires that the free copper prevents hydrothermal degradation of the nitrogen oxide conversion of the catalyst upon exposure to temperatures in excess of about 800°C and in the presence of about 10% water vapor. Claim 28 depends from claim 25, and further requires a binder.

The arguments made above with respect to claim 9 are applicable to claims 25-28 and reiterated herein. That is, there is nothing in Zones or Ishihara suggesting the benefit of providing an amount of free or non-exchanged copper to provide enhanced hydrothermal stability. This deficiency is not remedied by Patchett '843. Ishihara seems to favor a sample with three weight percent copper, not excess copper. Also, the arguments made above with respect to claims 12-15, 18, 21 and 32 are equally applicable to claims 25-28 and reiterated herein. That is, there would be no expectation of success in disposing the catalyst on a honeycomb substrate for use in an automotive exhaust system because the space velocity in such applications is much higher than in Ishihara, where the catalyst performed poorly under a low space velocity.

Claim 29

Claim 29 depends from claim 25, and requires that the ion-exchanged copper is exchanged using copper acetate. The arguments above with respect to claims 25-28 are reiterated with respect to claim 29. In addition, Example 18 at col. 19, lines 40-61 demonstrates an unexpected benefit of using a copper acetate solution during ion-exchange in that enhanced hydrothermal stability is provided compared to samples where copper sulfate was used. Such a benefit is not predicted in Zones or Ishihara, and this is not remedied by Patchett '843. Accordingly, claim 29 is patentable over the cited art.

Claim 31

Claim 31 is directed to an exhaust gas treatment system comprising an exhaust gas stream containing ammonia and a catalyst in accordance with claim 2 effective for destroying at least a portion of the ammonia in the exhaust gas stream. There is nothing in Zones, Ishihara or Patchett '843 teaching or suggesting the uses of zeolite having the CHA crystal structure and promoted with Cu in a system containing ammonia where the catalyst is effective for destroying a portion of the ammonia in the gas stream. Zones does not discuss a reductant, and Ishihara pertains to a propene reductant. Patchett '843 does not cure the deficiency in Zones in Ishihara. Accordingly, claim 31 is patentable over the cited art.

4. Rejection of Claims 33, 34 and 36-38 over Zones in view of Ishihara, as evidenced by the Centi Declaration, and further in view of Patchett '514

Claim 33 is a system claim incorporating the catalyst of claim 2 and further including a catalyzed soot filter. Claim 34 depends from claim 33, and requires the catalyzed soot filter to be

upstream of said catalyst. Claim 36 depends from claim 33, and further requires a diesel oxidation catalyst. Claim 37 depends from claim 36, and requires the diesel oxidation catalyst to be upstream of said catalyst comprising a zeolite having the CHA crystal structure. Claim 38 depends from claim 36 and requires the diesel oxidation catalyst and catalyzed soot filter to be upstream from the catalyst comprising a zeolite having the CHA crystal structure.

The arguments above with respect to claims 12-15, 18, 21 and 32 and system claim 30 are reiterated and repeated herein. Patchett '514 does not remedy the deficiencies in Zones or Ishihara. Accordingly, claims 33, 34 and 36-38 patentable over the cited references.

5. Rejection of Claim 35 over Zones in view of Ishihara, as evidenced by the Centi Declaration, and further in view of Tennison

Claim 35 depends from claim 33 and requires the catalyzed soot filter to be downstream of said catalyst. The arguments above with respect to claims 12-15, 18, 21 and 32 and system claim 30 as well as those for claims 33, 34 and 36-38 are reiterated and repeated herein. Tennison does not remedy the deficiencies in Zones or Ishihara. Accordingly, claim 35 is patentable over the cited art.

6. Rejection of Claims 1-11 are rejected as unpatentable over Dedecek in view of Chung

According to the Office Action, claims 1-11 are rejected because Dedecek allegedly teaches zeolites having the CHA crystal structure as useful for the SCR of NO with ammonia or hydrocarbons. Furthermore, the Office Action alleges that even though the silica to alumina ratio of the materials in Dedecek is below the ranges in claims 1-11 (the Requestor calculates the silica to alumina ratio to be 5.4), Chung teaches that increasing the silica to alumina ratio of a zeolite improves hydrothermal stability, and one of ordinary skill in the art would increase the silica to alumina ratio of the materials in Dedecek to improve hydrothermal stability. These rejections are respectfully traversed.

a) Scope and Content of the Prior Art

i. Dedecek

The first two sentences of the Dedecek article states that "[z]eolites containing Cu ions attract attention owing to their high catalytic activity in NO [1-5] and N₂O decomposition [6] and selective catalytic reduction (SCR) of NO with ammonia [7-9] and hydrocarbons [10-12]. The Cu⁺ ions were suggested [13] to be catalytic centers in NO and N₂O decompositions." These first two

sentences indicate that, generally zeolites containing copper ions are useful for four different types of reactions—NO decomposition, N₂O decomposition, SCR of NO with ammonia, and SCR with hydrocarbons. After the first two sentences of the article, there is no discussion or guidance in Dedecek about the properties of a chabazite containing copper that is useful or particularly good at reducing NO in an exhaust gas stream for any of these four reactions. The Dedecek article is a study of the siting of copper ions (particularly Cu⁺ ions) in the structure of zeolites having the CHA crystal structure, and the experimental results and conclusions are limited to the topic of copper siting and Cu⁺ species in the structure. *See*, Olson Decl. ¶ 25. Dedecek et al. never state that chabazite zeolites are useful for the selective catalytic reduction of NO_x. *See*, Haller Decl. ¶ 26.

ii. Chung

Chung concludes that higher silica to alumina ratios improve hydrothermal stability for NO_x reduction in MOR and MFI framework type zeolites. Chung concludes that "the Si/Al ratio of the zeolite catalyst is the most critical characteristic determining the hydrothermal stability of the catalyst **for this reaction system.**" *See*, Olson Decl. ¶ 27. Chung does not teach what silica-to-alumina ratio would be optimum for all zeolite structure types. *See, id.*

b) Differences Between Art and Claimed Invention

i. Differences from Claims 1-11 Generally

a. Dedecek in View of Chung Does not Teach Claims 1-11

As noted above and conceded in the Office Action, Dedecek does not teach zeolites having the CHA crystal structure having a silica to alumina ratio greater than 15. Dedecek never states or provides any data that would lead a person of ordinary skill in the art to determine that the materials presented are particularly good for the low temperature conversion of NO_x, specifically as SCR catalysts in the presence of an ammonia reductant, or that the materials would maintain hydrothermal good NO_x conversion after hydrothermal aging. *See*, Haller Decl. ¶ 26.

In addition, Table 3 of Dedecek, which gives the chemical compositions of these Cu²⁺ chabazites, shows that the materials in Dedecek are not the CuCHA zeolites as claimed and described in the '662 patent, but CuNa-CHA. Moreover, the examples of natural zeolite also have a Na/Al ratio of 0.08-0.17, a K/Al ratio of about 0.14 and a Fe/Al ratio of 0.31-0.35. That is, these CHA zeolites contain as much Fe as they do Cu. Also, the synthetic zeolite with a Cu/Al ratio of 0.32 has a Na/Al ratio of 0.26. *See*, Haller Decl. ¶ 27. In Dedecek, the CHA structures in all cases

contain significant portions of the cations relative to Na (in the case of the natural version, K⁺ and Fe³⁺, as well) that are labeled CuNaCHAB in distinction to the materials in claims 1-11 of the '662 patent. *See*, Haller Decl. ¶ 27.

With regard to Chung, Dr. Olson notes the significant differences between ZSM-5 (MFI structure type) zeolites and CHA structure type zeolites. See the discussion above with respect to Yuen/Ritscher. The other zeolite discussed in Chung, MOR, also is vastly different than CHA in structure type. The two structures CHA and MOR do not share a composite building unit. CHA structured zeolites have four, six and eight member rings. A MOR zeolite has four, five, six, eight and twelve member rings and **is a large pore zeolite**. *See*, Olson Decl. ¶ 32. Although there is debate in the literature, some experts believe the composite building units are one factor that determine the location of copper ions in the framework. Dr. Centi, who prepared the Declaration for the Requestor, has described the state of copper during nitrogen oxides transformations as "controversial," and a variety of factors can impact the copper sites in copper zeolites, including, but not limited to oxygen bridging multinuclear copper species inside the zeolite channels, zeolite structure, zeolite framework composition, presence of other metals, and preparation method. *See*, Olson Decl. ¶ 33.

The study in Chung involved a hydrocarbon reductant, not an ammonia reductant, and in view of the remarks above with respect to Ishihara/Zones, there would be no expectation that the results in Chung would be applicable to a catalyst used with a different reductant. *See*, Olson Decl. ¶¶ 32, 22; Haller Decl. ¶¶ 30, 9.

It is not apparent why a person having ordinary skill in the art would combine the teachings of Chung with Dedecek, considering the unpredictability in the art and the vast differences between the materials in Chung and the CHA structured materials in Dedecek. *See*, Olson Decl. ¶ 32. One of ordinary skill in the art would not modify the zeolites having the CHA crystal structure in Dedecek et al. by increasing the silica to alumina ratio based on the information in Chung to provide the invention in claims 1-11, because there would be no expectation that the modification would provide any beneficial results. *See*, Olson Decl. ¶ 34; Haller Decl. ¶ 31.

b. Dedecek as Modified by Chung Teaches Away

Assuming *arguendo* that a person of ordinary skill in the would consider modifying Dedecek in accordance with the teachings of Chung, the skilled artisan would be dissuaded from increasing

the silica to alumina ratio in Dedecek to provide the invention defined by claims 1-11 of the '662 patent. This is because the samples in Chung with increased silica to alumina ratio exhibited low or zero NO_x conversion at the critical low temperature range below 350° C. *See*, Olson Decl. ¶ 27; Haller Decl. ¶¶ 28-29. According to Dr. Haller, a person skilled in the art would conclude, at most, after reading Dedecek and Chung that increasing the silica to alumina ratio of a zeolite would result in extremely poor conversion in the low temperature window below 350° C, a key feature in the materials of claims 1-11 of the '662 patent. Thus, while the Requestor and the Office Action focus on "hydrothermal stability" in the literature references, the phrase "hydrothermal stability" is meaningless in heterogeneous catalysis if the catalyst has low or no catalytic activity. *See*, Haller Decl. ¶ 30. Accordingly, since modifying the material in Dedecek in accordance with Chung would lead a person of ordinary skill in the art that a catalyst would be produced having little or no low temperature NO_x conversion, a person of skill in the art would be discouraged from making the modification proposed in the Office Action. Accordingly, claim 1 is patentable over the cited art.

ii. Claims 2-11 Are Also Not Obvious

For at least the reasons provided above, claims 2-11 are not obvious over Dedecek in view of Chung. In addition, the following arguments apply to claims 2-11.

Claim 2

Claim 2 is directed to a catalyst with the mole ratio of silica to alumina from about 15 to about 256 and the atomic ratio of copper to aluminum is from about 0.25 to about 0.50. Dedecek in view of Chung fails to provide motivation to make a catalyst with these specific ratios of silica to alumina and copper to aluminum. As discussed above, Chung teaches that raising the silica to alumina ratio destroys catalytic activity at low temperatures. A person of ordinary skill in the art would not increase the silica to alumina ratio of Dedecek because doing so would destroy catalytic activity.

Claim 3

Claim 3 further specifies that the mole ratio of silica to alumina is from about 25 to about 40. Again, Dedecek in view of Chung fails give information directing a person skilled in the art to provide catalyst with these specific ratios of silica to alumina and copper to aluminum as in claim 2 discussed above. The ranges in claim 3 are higher than in claim 2. If anything, Chung teaches a person of ordinary skill in the art not to not modify the silica to alumina ratio in Dedecek.

Claim 4

Claim 4 depends from claim 2 and further defines the mole ratio of silica to alumina as about 30. Dedecek in view of Chung fails to point to a reason why one of ordinary skill in the art would provide such as specific catalyst with a defined ratio of silica to alumina and the Cu/Al ratio as argued above with respect to claim 2. Chung would discourage a person of ordinary skill in the art to increase the silica to alumina ratio.

Claim 5

Claim 5 depends from claim 2 and specifies that the atomic ratio of copper to aluminum is from about 0.30 to about 0.50. Dedecek in view of Chung provides no guidance as to why a person having skill in the art would narrow the range of Cu/Al to this specific range.

Claim 6

Claim 6 depends from claim 2 and specifies the atomic ratio of copper to aluminum is about 0.40. The combined teachings of Dedecek and Chung do not suggest this specific Cu/Al ratio.

Claim 7

Claim 7 provides the mole ratio of silica to alumina is from about 25 to about 40 and the atomic ratio of copper to aluminum is from about 0.30 to about 0.50. Again, there is nothing in the combined teachings of Dedecek and Chung that would lead a person of ordinary skill in the art to provide such a catalyst.

Claim 8

Claim 8 specifically defines the mole ratio of silica to alumina is about 30 and the atomic ratio of copper to aluminum is about 0.40. Dedecek and Chung fail to suggest such a specific combination of silica to alumina ratio and copper to aluminum ratio.

Claim 9

Claim 9 depends from claim 2 and requires that the catalyst contains ion-exchanged copper and an amount of non-exchanged copper sufficient to maintain NO_x conversion performance of the catalyst in an exhaust gas stream containing nitrogen oxides after hydrothermal aging of the catalyst. There is nothing in Dedecek or Chung discussing the desirability of providing free or non-exchanged copper. As such, claim 9 is patentable over the cited references. The arguments presented above with respect to the amount and measurement of non-exchanged copper for the rejection of claim 9 over Zones/Ishihara are reiterated here.

Claim 10

Claim 10 depends from claim 9 and further specifies that the NO_x conversion performance of the catalyst at about 200° C after aging is at least 90% of the NO_x conversion performance of the catalyst at about 200° C prior to aging. The Office Action maintains that no criticality has been established with respect to this claim. There is nothing in Dedecek or Chung to suggest the subject matter of claim 10. Chung's performance at low temperatures after hydrothermal aging is negligible to zero. Clearly, the features of claim 10 is not taught or suggested in the cited art. With regard to criticality, the Patent Owner directs the Examiner to at least Figure 3 of the '662 patent.

Claim 11

Claim 11 depends from claim 9 and further specifies that catalyst contains at least about 2.00 weight percent copper oxide. Claim 11 is patentable at least for the reasons provided with respect to claim 9.

c) Conclusion- Claims 1-11 are Not Obvious Over Dedecek in View of Chung

Claims 1-11 are clearly patentable over Dedecek in view of Chung. At best, the combined teachings of Chung and Dedecek provide a CuNaCHA zeolite, not the material in claims 1-11 of the '662 patent. Considering the vast differences in the structure types of the two references, it is questionable why a person of ordinary skill in the art would consider utilize the teachings in Chung and apply them to the materials in Dedecek. There would be little expectation of success in view of the different reductant used in Chung and the unpredictability in the art. Even if a person of ordinary skill in the art considered applying the teachings in Chung to the materials in Dedecek, they would be discouraged from increasing the silica to alumina ratio in the materials of Dedecek because doing so would likely destroy low temperature NO_x conversion. Claims 1-11 are patentable over the cited art.

7. Claims 12-32 are rejected as unpatentable over Dedecek in view of Chung, and further in view of Patchett '843

The arguments presented above with respect to Ishihara in view of Zones further in view of Patchett '843 in Section VI. F. 3 are reiterated and incorporated herein, except it is noted that Dedecek and Chung do not teach the features recited in claims 12-32, and Patchett '843 does not supply the missing information.

Claims 12-15, 18, 21, and 32 and system claim 30

Regarding claims 12-15, 18, 21 and 32 and system claim 30, Dedecek does not provide any NO_x conversion data whatsoever, and Chung provides NO_x conversion data, but no space velocity is provided. Dr. Haller notes at paragraph 30 of his Declaration in that the space velocity used for the NO activity is probably low compared to that required in auto engine applications. There would be no expectation of success to provide a catalyst or systems as defined by claims 12-15, 18, 21 and 32 and system claim 30.

Claims 16, 17, 19, 20, 23 and 24

Regarding claims 16, 17, 19, 20, 23 and 24, the arguments immediately above with respect to claims 12-15, 18, 21 and 32 are reiterated herein and applicable to claims 16, 17, 19, 20, 23 and 24. Second, the arguments made above in section VI. F. 3 with respect to claims 16, 17, 19, 23 and 24 as rejected over Ishihara in view of Zones further in view of Patchett '843 are reiterated and incorporated herein. There is nothing in Dedecek, Chung or Patchett '843 disclosing or suggesting this unexpected benefit provided by using CuCHA and a platinum metal on the same substrate as an ammonia oxidation catalyst. Providing a catalyst in accordance with these claims provides an ammonia oxidation catalyst that is selective to producing nitrogen instead of undesirable byproducts. Accordingly, claims 16, 17, 19, 20, 23 and 24 are patentable over the cited art.

Claims 25-28

The arguments made above with respect to Dedecek in view of Chung applied to claim 9 are applicable to claims 25-28 and reiterated herein. That is, there is nothing in Dedecek or Chung suggesting the benefit of providing an amount of free or non-exchanged copper to provide enhanced hydrothermal stability. This deficiency is not remedied by Patchett '843. Also, the arguments made immediately above with respect to claims 12-15, 18, 21 and 32 are equally applicable to claims 25-28 and reiterated herein. That is, there would be no expectation of success in disposing the catalyst on a honeycomb substrate for use in an automotive exhaust system because the space velocity in such applications is much higher than likely used Chung, where the catalyst performed very poorly.

Claim 29

Claim 29 depends from claim 25, and requires that the ion-exchanged copper is exchanged using copper acetate. The arguments immediately above with respect to claims 25-28 are reiterated with respect to claim 29. In addition, Example 18 at col. 19, lines 40-61 demonstrates an unexpected

benefit of using a copper acetate solution during ion-exchange in that enhanced hydrothermal stability is provided compared to samples where copper sulfate was used. Such a benefit is not predicted in Dedecek, and Chung, and this is not remedied by Patchett '843. Accordingly, claim 29 is patentable over the cited art.

Claim 31

Claim 31 is directed to an exhaust gas treatment system comprising an exhaust gas stream containing ammonia and a catalyst in accordance with claim 2 effective for destroying at least a portion of the ammonia in the exhaust gas stream. There is nothing in Dedecek, Chung or Patchett '843 teaching or suggesting the uses of zeolite having the CHA crystal structure and promoted with Cu in a system containing ammonia where the catalyst is effective for destroying a portion of the ammonia in the gas stream. Dedecek give no information on a reductant for the CHA samples. Chung pertains to a hydrocarbon reductant. Patchett '843 does not cure the deficiency in Dedecek and Chung. Accordingly, claim 31 is patentable over the cited art.

8. Claims 33, 34 and 36-38 are rejected as unpatentable over Dedecek in view of Chung, and further in view of Patchett '514

The arguments presented above with respect to Ishihara in view of Zones further in view of Patchett '514 as applied to claims 33, 34 and 36-38 in Section VI. F. 4. are reiterated and incorporated herein, except it is noted that Dedecek and Chung do not teach the features recited in claims 33, 34, and 36-38, and Patchett '514 does not supply the missing information. Accordingly, claims 33, 34 and 36-38 are patentable over the cited references.

9. Claim 35 is rejected as unpatentable over Dedecek in view of Chung, and further in view of Tennison.

The argument presented above with respect to Ishihara in view of Zones further in view of Patchett '514 as applied to claims 33, 34 and 36-38 in Section VI. F. 5 are reiterated and incorporated herein, except it is noted that Dedecek and Chung do not teach the features recited in claim 35 and Tennison does not remedy the deficiency in Dedecek and Chung. Accordingly, claim 35 is patentable over the cited art.

VIII. New Claims

New claims 39-55 are presented for examination. Claim 39 is similar in scope to claim 1, except the claim is directed to a catalytic article comprising a metallic or ceramic substrate having

the zeolite defined in claim one deposited on the substrate, the zeolite exhibiting improved low temperature NO_x conversion after hydrothermal aging compared to Cu Beta zeolite. Claims 40-42 contain narrower ranges of silica to alumina and/or copper to aluminum ratios. For the reasons provided above with respect to claims 1-11 these claims are patentable over the cited references.

Claim 43 depends from claim 39 and recites that the catalyst is resistant to poisoning from long chain hydrocarbons. Such a catalyst is not shown or described in any of the references cited in the Office Action.

Claims 44-55 are similar in scope to claims 13 to 24. Claim 44-55 depends from claim 3, which requires a silica to alumina ratio in the range of 25 to 40 and a copper to aluminum ratio in the range of 0.25 to 0.50. For the reasons provided above with respect to claims 3 and 13 to 24, these new claims are patentable.

IX. Unexpected Results

The present invention provides unexpected results, which weigh heavily in favor of patentability. See, *In re Sullivan* 498 F.3d 1345 (Fed. Cir. 2007) ("In this case, applicant does not concede that the only distinguishing factor of its composition is the statement of intended use and, in fact, extensively argues that its claimed composition exhibits the unexpected property of neutralizing the lethality of rattlesnake venom while reducing the occurrence of adverse immune reactions in humans. Such a use and unexpected property cannot be ignored."); *In re Papesch*, 315 F.2d 381, 391, 50 C.C.P.A. 1084, 1963 Dec. Comm'r Pat. 334 (CCPA 1963) ("From the standpoint of patent law, a compound and all of its properties are inseparable; they are one and the same thing. . . . There is no basis in law for ignoring any property in making such a comparison.").

The Examples in the '662 patent provide ample evidence of the unexpected properties of the claimed invention. As pointed out by one of the inventors, Examples 1, 1A, 2, 3, 4, 16, 17 and 18 of the '662 patent each show the unexpected results achieved by zeolites that have the CHA structure type and silica to alumina ratio greater than 15 and copper to aluminum ratios exceeding 0.25. See, Moini Decl. ¶ 5. Examples 1, 4 and 16, in which no additional steps were taken beyond traditional ion exchange to include copper in the zeolite, all exhibited excellent NO_x conversion in the range of 250° C to 350 C° after hydrothermal aging. See, Haller Decl. ¶24, Moini Decl. ¶ 5 Example 18 shows the effect of varying the ion exchange conditions on the performance of the catalyst, and that the invention is not limited to embodiments in which additional steps were included to incorporate

copper beyond traditional ion exchange. The invention is not limited to zeolites containing free or non-exchanged copper. *See*, Moini Decl. ¶ 6.

In addition to the results in the '662 patent, a sample sent to Ford Motor Company in 2006 and having a silica to alumina ratio with the range claimed in the '662 patent (greater than about 15, and in the range of about 15 to 40) and a copper to aluminum ratio in the range claimed in the '662 patent (greater than 0.25, and in the range of about 0.25 to 0.50) also exhibited what was described by Ford Motor Company researchers as "remarkable" results. *See*, Ravindran Decl. ¶3, Roth Decl. ¶10; Haller Decl. ¶33. The quote from the Ford Research Company paper, entitled Enhanced Durability of a Cu/Zeolite Based SCR Catalyst," states:

In past years, no reported Cu/zeolite SCR formulation was able to yield stable low temperature NO_x performance after exposure to hydrothermal conditions consisting of 1 hour at 950° C. Within the last year, a remarkable Cu/zeolite SCR formulation was identified with high NO_x conversion in the 200° C – 350° C temperature range.

It is respectfully submitted that the invention defined by each of claims 1-55 provides unexpectedly remarkable results that cannot be ignored when considering the claimed invention. The data in the '662 patent and the Ford Motor Company Paper are both strong evidence of nonobviousness of claims 1-55.

X. Secondary Considerations

While it is maintained that based on the above remarks, the Office Action has failed to establish a prima facie case of obviousness, it is respectfully submitted the secondary considerations further weigh in favor patentability of the claims in the instant application. In *Graham*, the Supreme Court stated that "secondary considerations as commercial success, long felt but unsolved needs, failure of others, etc., might be utilized to give light to the circumstances surrounding the origin of the subject matter sought to be patented. As indicia of obviousness or nonobviousness, these inquiries may have relevancy." *See Graham*, 383 U.S. at 17-18. Thus, objective evidence of secondary considerations must be considered in making an obviousness decision. *See Stratoflex, Inc. v. Aeroquip Corp.*, 713 F.2d 1530, 1538-39 (Fed. Cir. 1983). Any initial obviousness determination

is reconsidered anew in view of the proffered evidence of nonobviousness. *See In re Rinehart*, 531 F.2d 1048, 1052 (CCPA 1976); *In re Eli Lilly & Co.*, 902 F.2d 943, 945 (Fed. Cir. 1990).

A. Skepticism

The attached Roth Declaration shows that prior to the present invention, there was skepticism by experts that Cu-zeolites could be used to remediate NO_x in diesel engines. In 2005, Dr. Roth, in his capacity as research group leader for NO_x control catalysts at Engelhard Corporation (the predecessor in interest to the assignee of the instant application) attempted to secure a Department of Energy (DOE) funding for a proposal to study Cu-zeolites for SCR of NO_x. However, the experts at the DOE concluded that Cu-exchanged zeolites lack the hydrothermal stability needed to be commercially viable for SCR of NO_x with ammonia for diesel engines. *See*, Roth Declaration, ¶ 4. In fact, Dr. Roth was told that several reviewers and the DOE grant manager felt Cu zeolites were far too unstable to be commercially feasible. *See*, Roth Declaration, ¶ 5. The DOE further stated that "several other investigators who are presumable experts in the area" were equally skeptical about the prospects of using Cu zeolites for SCR of NO_x in diesel engines. *See*, Roth Declaration, ¶ 6. Such expressions of skepticism and disbelief by experts is strong evidence of non-obviousness. *See Environmental Designs, Ltd. v. Union Oil Co.*, 713 F. 2d 693, 698 (Fed. Cir. 1983), *cert. denied*, 464 U.S. 1043 (1984) ("Expressions of disbelief by experts constitute strong evidence of nonobviousness. *United States v. Adams*, 383 U.S. 39, 52, 15 L. Ed. 2d 572, 86 S. Ct. 708 (1966).").

B. Long-Felt Need

Even Dr. Centi recognized in a book published in 2010 the long-felt need for such a catalyst. Dr. Centi concluded that because of the complexity in the science of zeolites and nitrogen oxides reduction, the development of improved catalysts has been a difficult proposition. *See*, Olson Decl., ¶7. The long felt need was also recognized in the Ford Motor Company research paper, in which the authors stated "[a]mong the dozens of Cu/zeolite formulations tested in past years, no formulation has been able to withstanding exposure up to 900°C while maintaining stable NO_x performance at 200 °C."

Dr. Roth also explains evidence of long-felt need. As provided in the Roth Declaration, the very recent literature, recognizing the excellent results provided by the instant invention have called the problem of NO_x reduction in lean burn engines such as diesel engines "daunting." Roth Decl., ¶ 8. At the time of the invention, impending Tier 2 Bin 5 standards were requiring higher NO_x

conversion, which the authors at Ford Motor Company recognized as "especially challenging" for temperatures in the range of 200° to 350° C. While there were Cu/zeolite catalysts that delivered fresh performance, their performance degraded over time as a result of high temperature deactivation. *See*, RothDecl., ¶ 9. The present invention satisfied a long-standing need, and the Ford Motor Company researchers indicated that the material used in the process of the present invention was a "remarkable" Cu/zeolite that showed high NO_x conversion in the low temperature range. *See*, Roth Decl., ¶ 10. The instant situation is similar to that in the *Environmental Designs* case cited above, where the Federal Circuit affirmed a district court decision finding that the claimed process filled a long felt need in the face of stricter environmental regulations. The claimed process in *Environmental Designs* also had been denigrated by the experts and the court concluded that the invention as a whole would not have been obvious at the time it was made to one of ordinary skill in the art. *See Environmental Designs*, 713 F.2d at 697-98 ("That the need was legislatively recognized in this case does not militate against its existence. There as a long felt need to remove as much sulfur as possible from the air we breathe.") The material claimed in the '662 patent has been sold for use as a SCR catalyst for the removal of NO_x in diesel engines in several different automotive manufacturer vehicle platforms. *See*, Roth Decl., ¶ 11.

C. Praise

The invention of the '662 patent has also garnered praise in the scientific community. The inventors of the '662 patent were awarded the 2010 Thomas Alva Edison Patent Award in the environmental category. This award was presented by Research & Development Council of New Jersey, which recognizes the outstanding work done by New Jersey scientists and inventors by honoring the most exceptional efforts.

XI. CONCLUSION

In view of the foregoing, it is submitted that pending claim 1-55 are in condition for allowance. Favorable consideration and notice of the same are respectfully requested. If any additional fees are due, the Commissioner is authorized to charge Deposit Account No. 50-3329. Please contact the undersigned if any further issues remain to be addressed in connection with this submission.

Respectfully submitted,

BASF CORPORATION

Date: February 15, 2011

By /Scott S. Servilla, Reg. #40806/
Scott S. Servilla
Registration No. 40806

Customer Number 48226
BASF Corporation
100 Campus Drive
Florham Park, New Jersey 07932

INTER PARTES REEXAMINATION

IN THE UNITED STATES PATENT AND TRADEMARK OFFICE

In <i>Inter Partes</i> Reexamination of:)	
	:	Examiner: DIAMOND, ALAN D
BULL ET AL.)	
	:	Group Art Unit: 3991
Reexamination Control No. 95/001,453)	
	:	Confirmation No: 2755
Patent No. 7,601,662)	
	:	
Issued: October 13, 2009)	
	:	
For: COPPER CHA)	
ZEOLITE CATALYSTS	:	

Mail Stop *Inter Partes* Reexam
 Central Reexamination Unit
 Commissioner for Patents
 United States Patent and Trademark Office
 P.O. Box 1450
 Alexandria, VA 22313-1450

PATENT OWNER'S AMENDMENT AND RESPONSE UNDER 37 C.F.R. § 1.951(a)

Dear Sir:

The United States Patent and Trademark Office issued a November 18, 2011 Action Closing Prosecution ("ACP") in connection with the above-identified *inter partes* reexamination proceeding. The November 18, 2011 Action Closing Prosecution set a one (1) month period for filing a response. Additionally, the USPTO was closed on Sunday, December 18, 2011. Accordingly, a response to the November 18, 2011 Action Closing Prosecution is now due on December 19, 2011, and this Amendment is being timely filed.

Amendments to the Specification begin on page 5.

Amendments to the Claims begin on page 6.

Showing Under 37 C.F.R. § 1.116(b) and § 1.116(e) begins on page 15.

The Patent Owner's Arguments begin on page 18.

Please amend the subject patent as follows.

TABLE OF CONTENTS

I.	AMENDMENTS TO THE SPECIFICATION.....	5
II.	AMENDMENTS TO THE CLAIMS	6
III.	STATUS OF CLAIMS PURSUANT TO 37 C.F.R. § 1.530(e).....	13
	A. Amendment of Claims Herein	13
	B. Support for Amended Claims and New Claims.....	14
	C. Claims Pending and Under Review in this Proceeding	14
IV.	SHOWING UNDER 37 C.F.R. § 1.116(b) and § 1.116(e)	15
	A. Entry of Amendments Pursuant to 37 C.F.R. § 1.116(b).....	15
	B. Entry of Evidence Pursuant to 37 C.F.R. § 1.116(e).....	16
V.	DUTY OF DISCLOSURE UNDER 37 C.F.R. § 1.555(a).....	17
VI.	PATENT OWNER'S REMARKS AND ARGUMENTS.....	17
	A. Summary of Rejections.....	17
	B. Patent Owner's Arguments – Prior Art Rejections	18
	1. Unique Features of the Claimed Invention Have Been Ignored	18
	a. Recitation of Unique Features is Not Required in the Claims	19
	b. Advantageous Properties Must Be Considered Even if Prior Art Has Other Properties in Common with Invention.....	21
	2. The Claims Were Improperly Construed.....	21
	3. The Zeolite Catalysis Art is Highly Unpredictable.....	22
	4. Ishihara and Dedecek Prefer AIPO Materials, Not Aluminosilicates.....	23
	C. Arguments for Each Ground of Rejection	23
	1. Rejection of Claims 9-11 and 39-43 Under 35 U.S.C § 112, first Paragraph	23
	2. Rejection of Claims 9-11 and 39-43 Under 35 U.S.C § 112, second Paragraph	24
	3. Rejection of Claim 43 Under 35 U.S.C. § 112, fourth paragraph.....	25
	4. Proposed Rejection of Claim 11 Over Yuen- Not Adopted	26
	5. Rejection of Claim 1 Over Yuen/Ritscher	26
	6. Rejection of Claims 1-11 Over Zones '644 in View of Ishihara, as Evidenced by the Centi Declaration	28
	a. Scope and Content of the Prior Art.....	28
	i. Scope and Content of Zones '644	28

- ii. Scope and Content of Ishihara31
- b. Differences Between Art and Claimed Invention31
 - i. Ishihara Teaches Away From The Claimed Invention31
 - ii. SAPO-34 is Not Similar to Claimed Aluminosilicate
CHA31
 - iii. HC SCR Does not Predict Ammonia SCR.....33
- c. Claims 2-11 Are Also Not Obvious over Zones '644 in
View of Ishihara, as Evidenced by the Centi Declaration36
- d. Conclusion- Claims 1-11 Are Not Obvious Over Zones '644 in
View of Ishihara as Evidenced by the Centi Declaration36
- 7. Rejection of Claims 12-32 and 39-55 Over Zones '644 in View of
Ishihara, As Evidenced By the Centi Declaration, and Further In View of
Patchett '84337
 - a. Amended Claims 25, 28, and 2938
 - b. Amended Claim 3138
 - c. Amended Claims 39-43.....39
- 8. Rejection of Claims 33, 34 and 36-38 over Zones '644 In View of
Ishihara, As Evidenced By the Centi Declaration, and Further In View of
Patchett '514.....39
- 9. Rejection of Claim 35 over Zones '644 in View of Ishihara, As Evidenced by
The Centi Declaration, and Further In View of Tennison39
- 10. Rejection of Claims 1-11 Are Rejected As Unpatentable Over Dedecek
In View of Chung.....39
 - a. Scope and Content of the Prior Art39
 - i. Dedecek39
 - ii. Chung.....40
 - b. Differences Between Art and Claimed Invention40
 - i. Differences from Claims 1-11 Generally.....40
 - a. Unpredictability of Different Zeolite Types40
 - b. Dedecek In View of Chung Teaches Away From
Claims 1-1141
 - ii. Claims 2-11 Are Also Not Obvious.....42
 - c. Conclusion- Claims 1-11 Are Not Obvious Over Dedecek in
View of Chung42

11. Claims 12-32 and 39-55 Are Rejected as Unpatentable Over Dedecek in View of Chung, and Further In View of Patchett '843	42
12. Claims 33, 34 and 36-38 Are Rejected As Unpatentable Over Dedecek In View of Chung, and Further In View of Patchett '514	44
13. Claim 35 is Rejected as Unpatentable Over Dedecek in View of Chung, and Further in View of Tennison	44
VII. Unexpected Results.....	44
A. Closest Prior Art	44
B. Comparison to Closest Prior Art.....	45
VIII. Secondary Considerations.....	46
A. Skepticism.....	46
B. Long-Felt Need	47
C. Praise.....	48
IX. Conclusion	49

I. AMENDMENTS TO THE SPECIFICATION

Please amend the specification as follows:

Please amend the paragraph at column 4, lines 24-33 to remove ZYT-6, which was included in error, as follows:

In one embodiment of the invention, zeolites having the CHA structure such as chabazite are provided. In one or more embodiments, a zeolite having the CHA crystal structure and a mole ratio of silica to alumina greater than about 15 and an atomic ratio of copper to aluminum exceeding about 0.25 is provided. In specific embodiments, the mole ratio of silica to alumina is about 30 and the atomic ratio of copper to aluminum is about 0.40. Other zeolites having the CHA structure, include, but are not limited to SSZ-13, LZ-218, Linde D, Linde R, Phi, and ZK-14[, and ZYT-6].

II. AMENDMENTS TO THE CLAIMS

1. (amended) A catalyst comprising: an aluminosilicate zeolite having the CHA crystal structure and a mole ratio of silica to alumina [greater than] from about 15 to about 150 and an atomic ratio of copper to aluminum [exceeding] from about 0.25 to about 1, the catalyst effective to promote the reaction of ammonia with nitrogen oxides to form nitrogen and H₂O selectively.
2. (amended) The catalyst of claim 1, wherein the mole ratio of silica to alumina is from about 15 to about [256] 100 [and the atomic ratio of copper to aluminum is from about 0.25 to about 0.50].
3. (original) The catalyst of claim 2, wherein the mole ratio of silica to alumina is from about 25 to about 40.
4. (original) The catalyst of claim 2, wherein the mole ratio of silica to alumina is about 30.
5. (original) The catalyst of claim 2, wherein the atomic ratio of copper to aluminum is from about 0.30 to about 0.50.
6. (original) The catalyst of claim 2, wherein the atomic ratio of copper to aluminum is about 0.40.
7. (original) The catalyst of claim 2, wherein the mole ratio of silica to alumina is from about 25 to about 40 and the atomic ratio of copper to aluminum is from about 0.30 to about 0.50.
8. (original) The catalyst of claim 2, wherein the mole ratio of silica to alumina is about 30 and the atomic ratio of copper to alumina is about 0.40.
9. (twice amended) The catalyst of claim 2, wherein the catalyst contains ion-exchanged copper and [an amount of] non-exchanged copper [sufficient to maintain NO_x conversion performance of the catalyst in an exhaust gas stream containing nitrogen oxides after hydrothermal aging of the catalyst].
10. (original) The catalyst of claim 9, wherein the NO_x conversion performance of the catalyst at

about 200° C after aging is at least 90% of the NO_x conversion performance of the catalyst at about 200° C prior to aging.

11. (original) The catalyst of claim 9, wherein the catalyst contains at least about 2.00 weight percent copper oxide.

12. (original) The catalyst of claim 2, wherein the catalyst is deposited on a honeycomb substrate.

13. (original) The catalyst of claim 12, wherein the honeycomb substrate comprises a wall flow filter substrate.

14. (original) The catalyst of claim 12, wherein the honeycomb substrate comprises a flow through substrate.

15. (original) The catalyst of claim 14, wherein at least a portion of the flow through substrate is coated with CuCHA adapted to reduce oxides of nitrogen contained in a gas stream flowing through the substrate.

16. (original) The catalyst of claim 15, wherein at least a portion of the flow through substrate is coated with Pt and CuCHA adapted to oxidize ammonia in the exhaust gas stream.

17. (original) The catalyst of claim 14, wherein at least a portion of the flow through substrate is coated with Pt and CuCHA adapted to oxidize ammonia in the exhaust gas stream.

18. (original) The catalyst of claim 13, wherein at least a portion of the wall flow substrate is coated with CuCHA adapted to reduce oxides of nitrogen contained in a gas stream flowing through the substrate.

19. (original) The catalyst of claim 18, wherein at least a portion of the wall flow substrate is coated with Pt and CuCHA adapted to oxidize ammonia in the exhaust gas stream.

20. (original) The catalyst of claim 13, wherein at least a portion of the wall flow substrate is coated with Pt and CuCHA adapted to oxidize ammonia in the exhaust gas stream.

21. (original) An exhaust gas treatment system comprising the catalyst of claim 15 disposed downstream from a diesel engine and an injector that adds a reductant to an exhaust gas stream from the engine.

22. (original) An exhaust gas treatment system comprising the catalyst of claim 17 disposed downstream from a diesel engine and an injector to add a reductant to an exhaust gas stream from the engine.

23. (original) An exhaust gas treatment system comprising the catalyst of claim 18 disposed downstream from a diesel engine and an injector to add a reductant to an exhaust gas stream from the engine.

24. (original) An exhaust gas treatment system comprising the catalyst of claim 20 disposed downstream from a diesel engine and an injector to add a reductant to an exhaust gas stream from the engine.

25. (amended) A catalyst article comprising a honeycomb substrate having a zeolite having the CHA crystal structure deposited on the substrate, the zeolite having a mole ratio of silica to alumina [greater than] from about 15 to about 150, and an atomic ratio of copper to aluminum [exceeding] from about 0.25 to about 1, such that when the catalyst is disposed on a 1 inch diameter X 3 inch long cellular ceramic core having a cell density of 400 cells per square inch and a wall thickness of 6.5 mil at a catalyst loading of 2.4 g/in³ and tested for nitrogen oxides selective catalytic reduction efficiency and selectivity by adding a feed gas mixture of 500 ppm of NO, 500 ppm of NH₃, 10% O₂, 5% H₂O, balanced with N₂ to a steady state reactor containing the catalyst core at a space velocity of 80,000 hr⁻¹ across a 150 °C to 460 °C temperature range, the catalyst exhibits fresh NOx conversion exceeding 60% at 210 °C and upon aging, aged NOx conversion exceeding 60% at 210 °C after aging of the catalyst in the presence of 10% H₂O at 800 °C for 50 hours [and containing an amount of free copper exceeding ion-exchanged copper].

26. (canceled)

27. (canceled)

28. (amended) The catalyst article of claim 25, further comprising a binder.

29. (amended) The catalyst article of claim 25, wherein the ion-exchanged copper is exchanged using copper acetate.

30. (original) An exhaust gas treatment system comprising an exhaust gas stream containing NO_x, and a catalyst in accordance with claim 2 effective for selective catalytic reduction of at least one component of NO_x in the exhaust gas stream.

31. (amended) An exhaust gas treatment system comprising an exhaust gas stream containing oxides of nitrogen and ammonia and a catalyst in accordance with claim 2 effective to promote reaction of ammonia and nitrogen oxides and exhibiting high catalytic activity over a temperature range of 210 °C to 460 °C after hydrothermal aging in 10% steam at 800 °C for 50 hours [effective for destroying at least a portion of the ammonia in the exhaust gas stream].

32. (amended) The catalyst of claim 12, wherein the substrate comprises a high efficiency open cell foam filter.

33. (original) An exhaust gas treatment system comprising the catalyst of claim 2 and further comprising a catalyzed soot filter.

34. (original) The exhaust gas treatment system of claim 33, wherein said catalyzed soot filter is upstream of said catalyst.

35. (original) The exhaust gas treatment system of claim 33, wherein said catalyzed soot filter is downstream of said catalyst.

36. (original) The exhaust gas treatment system of claim 33, further comprising a diesel oxidation catalyst.

37. (original) The exhaust gas treatment system of claim 36, wherein said diesel oxidation catalyst is upstream of said catalyst comprising a zeolite having the CHA crystal structure.

38. (original) The exhaust gas treatment system of claim 36, wherein said diesel oxidation catalyst and catalyzed soot filter are upstream from said catalyst comprising a zeolite having the CHA crystal structure.

39. (new) An ammonia SCR catalyst article comprising a metallic or ceramic substrate having deposited thereon an aluminosilicate zeolite having the CHA crystal structure, the zeolite having a mole ratio of silica to alumina greater than about 15 and less than about 100 and an atomic ratio of copper to aluminum equal to or exceeding about 0.25, the zeolite exhibiting higher NO_x conversion at about 210 °C after hydrothermal aging at 850 °C in 10% steam for 6 hours, as compared to Cu Beta zeolite having a silica to alumina ratio of about 35 and a copper to aluminum ratio of about 0.36 and prepared, tested and hydrothermally aged under the same conditions as the zeolite having the CHA crystal structure.

40. (new) The catalyst article of claim 39, wherein the mole ratio of silica to alumina is from about 15 to about 50 and the atomic ratio of copper to aluminum is in the range of about 0.25 to about 1.

41. (new) The catalyst article of claim 39, wherein the mole ratio of silica to alumina is from about 25 to about 40.

42. (new) The catalyst article of claim 40, wherein the atomic ratio of copper to aluminum is from about 0.25 to about 0.50.

43. (new) The catalyst article of claim 39, wherein the zeolite is resistant to poisoning by long chain hydrocarbons.

44. (new) The catalyst of claim 3, wherein the catalyst is deposited on a honeycomb wall flow filter substrate to provide a catalyst article.

45. (new) The catalyst of claim 3, wherein the catalyst is deposited on a honeycomb flow through substrate to provide a catalyst article.

46. (new) The catalyst article of claim 45, wherein at least a portion of the flow through substrate is coated with CuCHA adapted to reduce oxides of nitrogen contained in a gas stream flowing through the substrate.

47. (new) The catalyst article of claim 46, wherein at least a portion of the flow through substrate is coated with Pt and CuCHA adapted to oxidize ammonia in the exhaust gas stream.

48. (new) The catalyst article of claim 45, wherein at least a portion of the flow through substrate is coated with Pt and CuCHA adapted to oxidize ammonia in the exhaust gas stream.

49. (new) The catalyst article of claim 44, wherein at least a portion of the wall flow substrate is coated with CuCHA adapted to reduce oxides of nitrogen contained in a gas stream flowing through the substrate.

50. (new) The catalyst article of claim 49, wherein at least a portion of the wall flow substrate is coated with Pt and CuCHA adapted to oxidize ammonia in the exhaust gas stream.

51. (new) The catalyst article of claim 44, wherein at least a portion of the wall flow substrate is coated with Pt and CuCHA adapted to oxidize ammonia in the exhaust gas stream.

52. (new) An exhaust gas treatment system comprising the catalyst article of claim 46 disposed downstream from a diesel engine and an injector that adds a reductant to an exhaust gas stream from the engine.

53. (new) An exhaust gas treatment system comprising the catalyst article of claim 48 disposed downstream from a diesel engine and an injector to add a reductant to an exhaust gas stream from the engine.

54. (new) An exhaust gas treatment system comprising the catalyst article of claim 49 disposed downstream from a diesel engine and an injector to add a reductant to an exhaust gas stream from the engine.

55. (new) An exhaust gas treatment system comprising the catalyst article of claim 51 disposed downstream from a diesel engine and an injector to add a reductant to an exhaust gas stream from the engine.

III. STATUS OF CLAIMS PURSUANT TO 37 C.F.R. § 1.530(e)

A. Amendment of claims herein

Patent Owner has, by this Amendment, amended claims 1 and 9 of U.S. Patent No. 7,601,662 (the '662 patent) as issued and amended claim 39, which was newly added in the previous amendment on June 29, 2011.

Specifically, the claims are modified as follows:

- a. Claim 1 has been amended to add the term "aluminosilicate" as a modifier of "zeolite," to recite an upper limit of silica to alumina of about 150, to recite an upper limit of copper to aluminum ratio of about 1, and that the catalyst is effective to promote the reaction of ammonia with nitrogen oxides to form nitrogen and H₂O selectively.
- b. Claim 2 has been amended to recite an upper limit of silica to alumina of about 100 and to remove the copper to aluminum ratio.
- c. Claim 9 has been amended to remove the phrase "sufficient to maintain NO_x conversion performance of the catalyst in an exhaust gas stream containing nitrogen oxides after hydrothermal aging of the catalyst";
- d. Claim 25 has been amended to limit the silica to alumina ratio from about 15 to about 150 and the atomic ratio of copper to aluminum from about 0.25 to about 1. Claim 25 has also been amended to recite that that when the catalyst is disposed on a 1/4 inch diameter X 3 inch long cellular ceramic core having a cell density of 400 cells per square inch and a wall thickness of 6.5 mil at a catalyst loading of 2.4 g/in³ and tested for nitrogen oxides selective catalytic reduction efficiency and selectivity by adding a feed gas mixture of 500 ppm of NO, 500 ppm of NH₃, 10% O₂, 5% H₂O, balanced with N₂ to a steady state reactor containing the catalyst core at a space velocity of 80,000 hr⁻¹ across a 150° C to 460° C temperature range, the catalyst exhibits fresh NO_x conversion exceeding 60% at 210 C and upon aging, aged NO_x conversion exceeding 60% at 210 C after aging of the catalyst in the presence of 10% H₂O at 800° C for 50 hours. Finally, claim 25 has been amended to remove the phrase "and containing an amount of free copper exceeding ion-exchanged copper."
- e. Claims 26 and 27 have been canceled without prejudice.
- f. Claim 31 has been amended to recite that the exhaust gas stream also contains oxides of nitrogen, and to add the phrase "effective to promote reaction of ammonia and nitrogen

oxides and exhibiting high catalytic activity over a temperature range of 210 °C to 460 °C after hydrothermal aging in 10% steam at 800 °C for 50 hours". Claim 31 has also been amended to remove the phrase "effective for destroying at least a portion of the ammonia in the exhaust gas stream."

- g. Claim 32 has been amended to change claim dependency to correct antecedent basis.¹
- h. Claim 39 has been amended to remove the phrases "deposited on the substrate" and "improved low temperature NOx conversion after hydrothermal aging." Claim 39 has also been amended to recite that the zeolite has a silica to alumina ratio less than about 100, the catalyst article is an ammonia SCR catalyst article, that the zeolite is an aluminosilicate zeolite, and that the zeolite exhibits higher NOx conversion at about 210 °C after hydrothermal aging at 850 °C in 10% steam for 6 hours, as compared to Cu Beta zeolite having a silica to alumina ratio of about 35 and a copper to aluminum ratio of about 0.36 and prepared, tested and hydrothermally aged under the same conditions as the zeolite having the CHA crystal structure.

B. Support For Amended And New Claims

Support for the amendment to claim 1 can be found at least at column 7, line 27; column 14, lines 61-67; the Abstract; and column 8, lines 38-41.

Support for the amendment to claim 2 can be found at least at column 14, lines 61-67.

Support for the amendment to claim 9 can be found at least at column 6, lines 31-34.

Support for the amendments to claim 25 can be found at least at column 14, lines 61-67; the Abstract; at column 11, lines 1-19.

Support for the amendment to claim 31 can be found at least at column 1, lines 62-64; column 6, lines 41-53; column 1, line 66 to column 2, line 8; Table 1; and column 11, lines 14-19.

Support for the amendment to claim 39 be found at least at col. 6, lines 41-54; column 1, line 22; and Table 1; column 14, lines 61-67; Comparative Example 11 and column 19, lines 7-12.

C. Claims Pending and Under Review in this Proceeding

After entry of this Amendment, claims 1-25 and 28-55 are pending and under reexamination.

¹ The ACP noted that claim 32 lacked antecedent basis, but this did not form the basis of any rejection. As such, it is now addressed in this response.

IV. SHOWING UNDER 37 C.F.R. § 1.116(b) and § 1.116(e)

A. Entry of Amendments Pursuant to 37 C.F.R. § 1.116(b)

In accordance with 37 C.F.R. § 1.951(a), Patent Owner respectfully requests that the amendments to the claims included in the present response be entered by the Examiner. Pursuant to 37 C.F.R. § 1.116(b)(1), claims 26 and 27 have been cancelled, and thus this amendment should be entered.

Additionally, pursuant to 37 C.F.R. § 1.116(b)(2), several of the claim amendments place the claims in better form for consideration on appeal, if needed. Specifically, several new limitations have been introduced into claims 1, 2, 25, 31 and 39 in an effort to (1) clarify the confusion regarding whether the claims cover SAPO materials, which was first raised in the ACP and (2) address the ACP's assertion that the unique features of the composition should be recited in the claims. Firstly, the phrase "aluminosilicate" has been introduced into claims 1 and 39 to further clarify that the claims are distinguished from SAPO materials. Secondly, claims 1, 25, 31 and 39 now recite limitations pertaining to ammonia SCR. Further, in this regard, amended claims 25, 31 and 39 recite features pertaining to the excellent NO_x conversion after aging. As argued above, it is believed that these features do not need to be included in the claims to distinguish over the cited art, but in the interest of advancing prosecution, the claims have been amended to address the objection in the ACP. Finally, claims 1, 2, 25 and 39 have narrowed the ranges for silica to alumina and copper to aluminum.

Pursuant to 37 C.F.R. § 1.116(b)(3), amendments to claims 9 and 39 submitted herein touch the merits of the patent under reexamination, but should be entered because the amendment is necessary and was not able to be presented earlier. Specifically, the amendments to claims 9 and 39 were made because of newly promulgated rejections in the ACP under 35 U.S.C. § 112, first and second paragraphs. Accordingly, Patent Owner respectfully submits that these claim amendments are required to overcome the rejections, and could not be presented earlier because the need for the rejections was not recognized prior to the ACP. Patent Owner also submits that the amendments to claims 9 and 39 would also narrow potential issues for appeal by obviating these new § 112 rejections.

Additionally, although not a basis for a rejection, the Examiner notes that claim 32 lacks antecedent basis for the phrase "the substrate." This issue can be resolved by an amending claim 32 to depend from claim 12.

Patent Owner submits that the requirements 37 C.F.R. § 1.116(b) have been satisfied for the above amendments and respectfully requests the entry and consideration of these amendments.

B. Entry of Evidence Pursuant to 37 C.F.R. § 1.116(e)

Patent Owner respectfully requests entry of the following evidence submitted herewith. Pursuant to 37 C.F.R. § 1.116(e), an affidavit or other evidence submitted after an ACP in an *inter partes* reexamination may be admitted upon a showing of good and sufficient reasons why the affidavit or other evidence is necessary and was not earlier presented.

The Second Declaration of Haller and accompanying exhibits address the unpredictability in the art, the closest prior art, the unexpected results, the characterization of Cu by X-ray absorption, and praise for the catalysts of the '662 patent. Addressing the closest prior art is necessary for secondary considerations such as showing unexpected results. Additionally, the closest prior art was first identified in the ACP, and thus could not have been addressed earlier by Patent Owner. Regarding the unpredictability in the art, the characterization of Cu by X-ray absorption, and the unexpected results and praise for the catalysts of the '662 patent, additional evidence is necessary to fully rebut the arguments first presented by the Requester and in the ACP.

The Second Declaration of Olson and accompanying exhibits are necessary to demonstrate the unpredictability in the art, as well as a discussion of Yuen and Ritscher. This evidence is also offered to rebut arguments first presented in the ACP.

A discussion of Figure 16 from US Patent Publication No. 2010/0290963 is also necessary, as it further establishes unpredictability in the art. As with the Second Declarations of Haller and Olson, this evidence is now introduced to rebut arguments first advanced in the ACP.

For the Second Declarations of Ravindran and Roth, as well as their accompanying exhibits, this evidence is necessary to clarify statements mischaracterized by the Requester and misconstrued in the ACP. Prior to the ACP, it could not be known that the statements would need further elaboration.

The Second Declaration of Moini presents experiments comparing the catalysts claimed in the '662 patent to the closest prior art. As the issue of closest prior art was not raised prior to the ACP, this evidence could not have been previously presented.

Several technical articles that were published or came to the attention of the Patent Owner recently rebut the opinions advanced by the Third Party Requester after submission of the Patent Owner's Response and Amendment submitted on February 15, 2011 ("First Response"). The

Declarations and the articles demonstrate the unpredictability in the art and the faulty logic relied upon by the Third Party Requester.

Patent Owner submits that the requirements 37 C.F.R. § 1.116(e) have been satisfied for the above evidence and respectfully requests the entry and consideration of this evidence.

V. DUTY OF DISCLOSURE UNDER 37 C.F.R. § 1.555(a)

In accordance with the duty under 37 C.F.R. § 1.555(a), Patent Owner directs the Examiner's attention to the references listed in the Information Disclosure Statement, which is being filed concurrently herewith.

VI. PATENT OWNER'S REMARKS AND ARGUMENTS

The specification has been amended at the paragraph at column 4, lines 24-33 to remove ZYT-6, which was included in error.

The Examiner noted that claim 32 recited that the phrase "the substrate" lacked antecedent basis in claim 2. Claim 32 has been amended to correct claim dependency, such that claim 32 now depends from claim 12, which recites that the catalyst is deposited on a honeycomb substrate.

A. Summary of Rejections

Patent Owner makes this response to the Action Closing Prosecution of November 18, 2011, in which:

1. Claims 9-11 and 39-43 are rejected under 35 U.S.C. § 112, first paragraph.
2. Claims 9-11 and 39-43 are rejected under 35 U.S.C. § 112, second paragraph.
3. Claim 43 is rejected under 35 U.S.C. § 112, fourth paragraph.
4. Claim 11 is **not** rejected as anticipated by Yuen.
5. Claim 1 is rejected as unpatentable over Yuen.
6. Claims 1-11 are rejected as unpatentable over Zones '644 in view of Ishihara.
7. Claims 12-32 and 39-55 are rejected as unpatentable over Zones '644 in view of Ishihara, as evidenced by the Centi Declaration, and further in view of Patchett '843.
8. Claims 33, 34 and 36-38 are rejected as unpatentable over Zones '644 in view of Ishihara, as evidenced by the Centi Declaration, and further in view of Patchett '514.
9. Claim 35 is rejected as unpatentable over Zones '644 in view of Ishihara, as evidenced by the Centi Declaration, and further in view of Tennison.

10. Claims 1-11 are rejected as unpatentable over Dedecek in view of Chung.

11. Claims 12-32 and 39-55 are rejected as unpatentable over Dedecek in view of Chung, and further in view of Patchett '843.

12. Claims 33, 34 and 36-38 are rejected as unpatentable over Dedecek in view of Chung, and further in view of Patchett '514.

13. Claim 35 is rejected as unpatentable over Dedecek in view of Chung, and further in view of Tennison.

B. Patent Owner's Arguments -Prior Art Rejections

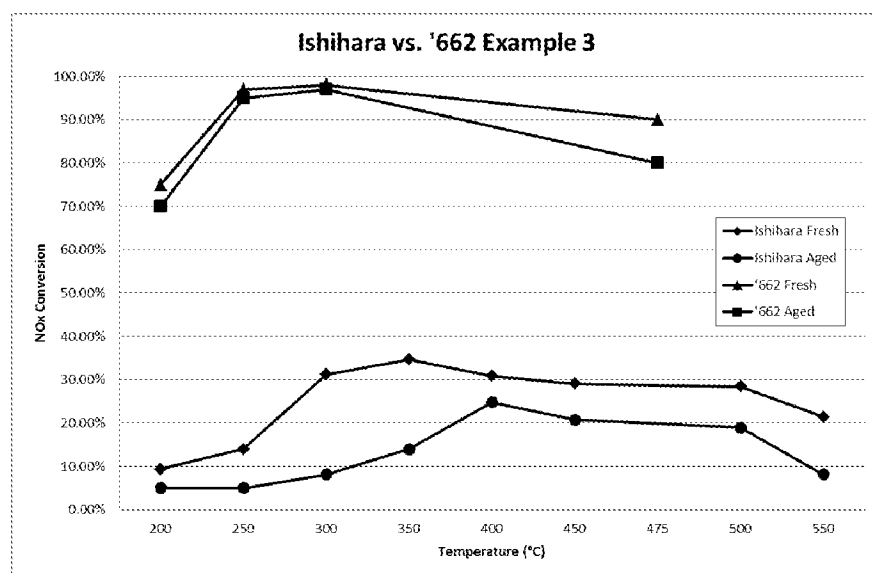
The invention claimed by the '662 patent is a select aluminosilicate zeolite with a select CHA crystal structure, a select range of silica to alumina, and a select copper to aluminum ratio. The claimed invention provides properties that have been described by experts in the field as "remarkable" and "stunning." The authors of the only reference in this matter evaluating NO_x conversion activity of a Cu-aluminosilicate zeolite having the CHA crystal structure concluded that **the aluminosilicate zeolites were inactive for NO reduction**, and pointed to the use of AIPO materials due to their high and stable activity.

All of the claims in the '662 patent have been improperly rejected in the ACP. The rejections are improper because the analysis under 35 U.S.C. §103 started from an arbitrary point—references which did not recognize the long-standing problems solved by the '662 patent, and which provide no reasonable expectation of successfully solving those problems. The starting point was also improper because the obviousness analysis used improper hindsight to reconstruct the composition claimed in the '662 patent. Furthermore, the claims were incorrectly construed, and unique features and advantageous properties of the composition claimed in the '662 patent were ignored in the ACP. This argument applies to each of the prior art rejections in the ACP.

1. Unique Features of Claimed Invention Have Been Ignored

The composition claimed by the '662 patent has many unique features and advantageous properties that have been improperly ignored in considering the patentability of the claims. These unique features and advantageous properties have been described by experts in the field as "remarkable" and "stunning." It is well established that a compound's properties must be considered in a patentability analysis. *In re Papesch*, 315 F.2d 381, 391 (CCPA 1963) ("From the standpoint of patent law, a compound and all of its properties are inseparable; they are one and the same thing.")

The stunning and remarkable qualities are shown by the following graph, highlighting the excellent catalytic activity at a wide temperature range including 250 °C and below and the maintenance of that activity after exposure to extreme hydrothermal conditions that could have never been predicted by what the ACP deems the closest prior art, Ishihara. The results from Figure 5(a) of Ishihara, which were under milder hydrothermal aging conditions and at testing conditions that would be expected to generate much higher conversions, are directly compared with Example 3 of the present invention.

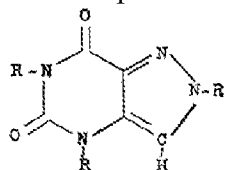


a. Recitation of Unique Features is Not Required in the Claims

Throughout the ACP, it is stated that certain claims are silent with respect to selective catalytic reduction of oxides of nitrogen in the presence of a reductant at a particular temperature. For example, at page 45, the ACP states that the claims "are silent with respect to selective catalytic reduction of NOx at a particular temperature." The ACP cites *In re Van Geuns*, 988 F.2d 1181 (Fed. Cir. 1993), for the proposition that limitations from the specification are not read into the claims. First, reliance on *Van Geuns* is misplaced, because the claim in *Van Geuns* pertained to a mechanical apparatus claim for a magnet assembly, not a chemical compound or composition. The reasoning in the ACP ignores the longstanding law pertaining to *chemical inventions* that in determining the obviousness of a compound or composition, the unforeseeable beneficial or advantageous properties must be given consideration in determining patentability. See *In re Papesch*, 315 F.2d at 391 (C.C.P.A. 1963) ("From the standpoint of patent law, a compound and all of its properties are

inseparable; they are one and the same thing."). The claim at issue in Papesch was an analgesic, recited:

1. A compound of the structural formula



wherein R is a lower alkyl radical containing more than one and less than five carbon atoms.

Id. at 382. No properties were in the claim. *See also In re Murch*, 464 F.2d 1051, 1056 (C.C.P.A. 1972) (Claim to thermoplastic blend composition exhibiting exceptional resistance to weld line fracture was patentable over cited art; weld line fracture not recited in claim.); *Sanofi-Synthelabo v. Apotex, Inc.*, 550 F.3d 1075, 1086 (Fed.Cir.2008) ("[T]he district court found that a person of ordinary skill in this field would not reasonably have predicted that the dextrorotatory enantiomer would provide all of the antiplatelet activity and none of the adverse neurotoxicity [features not cited in the claims]."); *Genetics Inst., LLC. v. Novartis Vaccines and Diagnostics, Inc.*, 655 F.3d 1291, 1307 (Fed. Cir. 2011) (Unexpected results discovered after filing date of patent and not recited in claims must be considered to determine nonobviousness of claimed invention). More recently, the Federal Circuit affirmed the patentability of a claim to a liquid pharmaceutical formulation containing salmon calcitonin for nasal administration that recited a particular amount of citric acid, despite the prior art teaching the use of citric acid in similar formulations, but with a different function. *Unigene Labs, Inc. v. Apotex, Inc.*, 655 F.3d 1352, 1356 (Fed. Cir. 2011). In holding that the claim was patentable, the court stated that a person of ordinary skill in the art would not consider citric acid at 20 mM concentrations as an obvious substitute as an absorption enhancer and as a surfactant "because citric acid has a vague role in the closest prior art." *Id.* at 1363. The claim at issue in *Unigene* did not recite the property or function of the citric acid in the composition. *Id.* at 1356.

Patent Owner submits that a recitation of a particular property such as the high catalytic activity in the selective catalytic reduction of oxides of nitrogen in the presence of a reductant at a particular temperature is not necessary to distinguish the unique composition claimed by the '662 patent. In the interest of advancing prosecution, claims 1, 25, 31 and 39 now recite features associated with the unique composition of the claimed invention. However, it is submitted that under the doctrine of *Papesch* and the cases discussed above, for every claim of the '662 patent, each

of the unique features of the claimed invention must be considered, including (1) high catalytic activity at low temperatures below 250 °C, for example from 200 to 250 °C; (2) maintenance of high catalytic activity after hydrothermal aging at extreme conditions of 800 °C for 50 hours or 850 °C for 6 hours; (3) low generation of N₂O; and (4) low susceptibility to poisoning by hydrocarbons.

b. Advantageous Properties Must be Considered Even if Prior Art Has Other Properties in Common With Invention

The ACP repeatedly relies on the reasoning from Dr. Centi's declaration that the prior art references as modified would be effective at the conversion of oxides of nitrogen. *See, e.g.*, ACP at page 14. In particular, on page 54, the ACP cites Figure 3 of Ishihara as providing 60% NO_x conversion in propene from 300 °C to 625 °C. This misses the point. In Figure 3 of Ishihara, the NO_x conversion at 200 °C is near zero, and at 250 °C is below 20%, and this is before aging and using a different reductant (propene) at low space velocity. *See* Second Haller Decl. ¶¶ 12. The ACP fails to consider the superior properties of the catalyst claimed in the '662 patent. It has long been the law that chemical compounds and compositions with advantageous properties are patentable over prior art compounds or compositions that have other properties in common. *See In re May*, 574 F.2d 1082, 1093 (C.C.P.A. 1978) (emphasis added) (Rejecting the Board's position that since the property of analgesic activity would have been expected, the fact that the prior art did not recognize *another advantageous property*, viz., nonaddictiveness, does not diminish the teaching of analgesic activity.); *see also In re Albrecht*, 514 F.2d, 1389, 1395-96 (C.C.P.A. 1975) ("We are of the opinion that a novel chemical compound can be nonobvious to one having ordinary skill in the art notwithstanding that it may possess a known property in common with a known structurally similar compound.")

2. The Claims Were Improperly Construed

The ACP improperly construed the claims of the '662 patent. The ACP adopted the Requester's erroneous position that the scope of the claims included SAPO-34 (Ishihara). Every claim of the '662 patent specifies a zeolite with a silica to alumina ratio of 15 or greater. It is well known to a person of ordinary skill in the art that a SAPO material has a silica to alumina ratio less than one, and certainly well below 15. *See* Second Haller Decl., ¶ 7. Accordingly, properly construed, the claims of the '662 patent exclude SAPO materials and Ishihara.

At page 51, the ACP quotes and appears to adopt the faulty reasoning employed by the Requester that the claims include SAPO-34, and makes reference to the inclusion of ZYT-6 at column 4, lines 31-33 of the '662 patent. This interpretation reads limitations from the specification into the claims. To avoid any doubt, however, Patent Owner has amended each of the independent claims to recite that the claims are directed to an aluminosilicate zeolite, which would not cover a SAPO material. In addition, the specification has been amended to eliminate the listing of ZYT-6 at column 4, lines 31-33, which was in error. *Id.*

In addition, it is important to understand that in the context of the '662 patent, "hydrothermal stability" refers to the ability of the catalytic material to retain high catalytic activity after hydrothermal aging of the material. This is clear from a reading of the specification of the '662 patent, particularly col. 11, lines 14-19; col. 18, lines 20-25; col. 14, lines 34-36. The '662 patent solved the problem of the decline in activity of metal-promoted zeolites under harsh hydrothermal conditions, and that for automotive applications, a catalytic material that does not exhibit high catalytic activity over a wide temperature range, including 250 °C and below. col. 1, lines 35-38; col. 2, lines 1-8; col 6, lines 3-8.

3. The Zeolite Catalysis Art is Highly Unpredictable

Most chemical inventions are by their nature unpredictable, and finding identifiable, predictable solutions in chemical inventions is often difficult because the solutions are not likely to be genuinely predictable. *See Eisai Co. Ltd. v. Dr. Reddy's Labs., Ltd.*, 533 F.3d 1353, 1359 (Fed. Cir. 2008). The positions advanced in the ACP with respect to obviousness of the claims of the '662 patent require so many "right" choices, that it is highly unlikely a person of ordinary skill in the art would have developed the unique claimed composition. The ACP loses sight that obviousness is a prospective determination, and not one based on hindsight. "A factfinder should be aware...of the distortion caused by hindsight bias and must be cautious of arguments reliant upon *ex post* reasoning." *KSR*, 550 U.S. at 421. "One cannot use hindsight reconstruction to pick and choose among isolated disclosures in the prior art to deprecate the claimed invention." *In re Fine*, 837 F.2d 1072, 1075 (Fed. Cir. 1988).

The hindsight reconstruction of the invention claimed in the '662 patent suggested by the Requester and adopted in the ACP illustrates the unpredictability in the art of zeolite catalysts with respect to catalytic activity for a specific reaction-the selective catalytic reduction of nitrogen oxides in the presence of ammonia. The "right" choices that must be made include selecting (1) an

aluminosilicate zeolite; (2) CHA crystal structure; (3) proper silica to alumina ratio; (4) proper Cu/Al ratio; (5) high conversion at low temperatures; (6) high conversion after hydrothermal aging, which was a "daunting" problem in the art that experts in the field expressed skepticism over the use of Cu-zeolites.

The starting points in the hindsight reconstruction of the claimed invention, Yuen, Zones '644, and Dedecek, are questionable places to start given the complete lack of information pertaining to ammonia SCR or a recognition of the problem specifically addressed by the '662 patent to provide a zeolite that exhibited both high catalytic activity below 250 °C and hydrothermal stability. *See Takeda Chem. Indus., Ltd. v. Alphapharm Pty., Ltd.*, 492 F.3d 1350, 1359 (Fed. Cir. 2007) (Although there was a recognized need for the treatment of diabetes, there was no finite number of identified, predictable solutions to the recognized need, and no reasonable expectation of success). As noted above the Dedecek authors observed aluminosilicate CHA with copper was **inactive for NO conversion**. The unpredictability in the art is further highlighted by the combination with Ishihara, a reference that uses a material that has only one characteristic in common with the claimed invention-crystal structure but (1) is not an aluminosilicate zeolite, (2) has a vastly different chemistry than an aluminosilicate zeolite, (3) has vastly different acidity properties, (4) is used in a reaction system with a reductant having a completely different character than ammonia and is of academic interest only and (5) an extremely low space velocity that would be expected to provide better results than testing done at the much higher space velocities provided in the '662 application.

4. Ishihara and Dedecek Prefer AIPO Materials, Not Aluminosilicates

As will be clearly set forth below, both Ishihara and Dedecek recognize the superiority of AIPO materials over aluminosilicate zeolites, and both of these references explicitly teach away from the claimed invention.

C. Arguments for Each Ground of Rejections

1. Rejections of Claims 9-11 and 39-43 Under 35 U.S.C. §112, 1st Para.

Claims 9-11 and 39-43 are rejected under 35 U.S.C. § 112, first paragraph, as allegedly failing to comply with the enablement requirement.

Claims 9-11

Specifically with respect to claim 9, the ACP alleges that the specification does not provide sufficient information as to how a person skilled in the art would determine if the catalyst made in accordance with amended claim 9 actually provides "improved NOx conversion performance" after

hydrothermal aging or not. Although Patent Owner does not necessarily agree with Action Closing Prosecution, Claim 9 has now been twice amended to further reexamination. Specifically, claim 9 has been amended to remove the phrase "provide improved NOx conversion performance of the catalyst in an exhaust gas stream containing nitrogen oxides after thermal aging of the catalyst." Patent Owner respectfully submits that because this phrase has been removed, the rejection is moot. A person of ordinary skill in the art reading the specification and the Examples of the '662 patent would not require undue or an unreasonable amount of experimentation to practice the invention. Claims 10 and 11 depend from claim 9. Withdrawal of this rejection for claims 9-11 is respectfully requested.

Claims 39-43

Turning to claim 39, the ACP alleges that the specification does not provide sufficient information as to how a skilled person in the art would determine if the zeolite made in accordance with claim 39 actually provides "improved low temperature NOx conversion after hydrothermal aging compared to Cu Beta zeolite hydrothermally aged under the same conditions." Although Patent Owner does not agree with this ground of rejection, in the interest of furthering prosecution, Claim 39 has now been amended to now recite specific conditions for testing and hydrothermal aging, and that the claimed catalyst exhibits "higher" NOx conversion over a specific Cu-Beta. These conditions are clearly set forth in the working and comparative examples, and use nearly identical language in the Examples. The stated conditions are all well within the abilities of one of ordinary skill in the art because they are clearly laid out in the Examples. A specific test under a specific set of conditions to compare with a specific Cu-Beta zeolite having a Cu/Al and silica to alumina ratio is provided. As such, no undue experimentation is required. Accordingly, Patent Owner respectfully requests withdrawal of the enablement rejection of claim 39 and claims 40-43, which depend from claim 39.

2. Rejections of Claims 9-11 and 39-43 Under 35 U.S.C. §112, 2nd Para.

Claims 9-11 and 39-43 are rejected under 35 U.S.C. § 112, second paragraph.

Claims 9-11

With respect to claim 9, the ACP alleges that it is unclear what the claim term "improved NOx conversion performance" means, and it is not clear what test would be used to determine if an improvement has been achieved. Although Patent Owner does not agree with this rejection, claim 9 has now been twice amended to advance prosecution. Specifically, claim 9 has been amended to

remove the phrase "provide improved NO_x conversion performance of the catalyst in an exhaust gas stream containing nitrogen oxides after thermal aging of the catalyst." Patent Owner submits that because this phrase has been removed, the rejection is moot. There is no ambiguity in claim 9, and claims 10 and 11, which depend from claim 9. Accordingly, the indefiniteness rejection should also be withdrawn with respect to claims 9-11.

Claims 39-43

With respect to claim 39, the ACP alleges that it is unclear what the claim term "improved NO_x conversion performance" means, and it is not clear what test would be used to determine of an improvement has been achieved. Although Patent Owner does not agree with this rejection, Claim 39 has now been amended to advance prosecution. Specifically, claim 39 has been amended to remove the phrase "provide improved NO_x conversion after hydrothermal aging," and now recites specific conditions to test NO_x conversion and a specific Cu-Beta catalyst compared to at the same specific conditions. As such, Patent Owner respectfully submits that there is no ambiguity in the claim language.

Additionally, claim 39 was rejected as indefinite because of the phrase "substrate deposited thereon a zeolite ..., deposited on the substrate." Claim 39 has now been amended to remove the phrase "deposited on the substrate."

Accordingly, the indefiniteness rejection should also be withdrawn from claims 40-43 by virtue of their dependence from claim 39.

3. Rejection of Claim 43 Under 35 U.S.C. §112, 4th Para.

Claim 43 is rejected under 35 U.S.C. § 112, fourth paragraph, as allegedly failing to further limit the subject matter of a previous claim. The ACP states that the resistance to poisoning by long chain hydrocarbons is an inherent property of a CuCHA catalyst, which does not permit such molecules to enter or adsorb within its structure. Patent Owner respectfully traverses this rejection.

MPEP Section 608.01(n) states, with reference to 37 CFR 1.75(c): "Any claim which is in dependent form but which is so worded that it, in fact is not, as, for example, it does not include every limitation of the claim on which it depends, will be required to be canceled as not being a proper dependent claim; and cancelation of any further claim depending on such a dependent claim will be similarly required." The Examiner cites no further authority for the rejection of claim 43. However, Claim 43 meets the standard set forth in MPEP Section 608.01(n)—claim 43 includes every limitation of claim 39. On this basis alone, the rejection should be withdrawn.

Claim 43 recites that the catalyst is not susceptible to poisoning. The claim from which it depends, claim 39, does not recite this limitation. The ACP relies upon a statement in the specification that is "believed" that the small pore size of the aluminosilicate zeolite having the CHA structure inhibits poisoning. The Federal Circuit has observed that "practice has long recognized that claims may be multiplied ... to define the metes and bounds of the invention in a variety of different ways. Thus two claims which read differently can cover the same subject matter." *Tandon Corp. v. United States Int'l Trade Comm'n*, 831 F.2d 1017, 1023 (affirming the International Trade Commission's holding that "the inclusion of the term 'non-gimballed' in claim 5 did not require that claims 1 and 12 be read to encompass a gimballed first transducer").

Thus, claim 39, which does not include the limitation with respect to HC poisoning could cover a catalyst that is susceptible to poisoning, for example, perhaps a moderate amount of poisoning is tolerable, while claim 43 excludes catalysts that are susceptible to poisoning.

Withdrawal of the rejection is respectfully requested.

4. Proposed Rejection of Claim 11 Over Yuen- Not Adopted

Patent Owner agrees that this proposed rejection is unsound for at least the reasons provided in the ACP and further in view of the reasons provided in this response.

5. Rejection of Claim 1 Over Yuen/Ritscher

Claim 1 has been amended to recite the silica to alumina ratio of 15 to 150 and a Cu/Al ratio of 0.25 to 1. The silica to alumina ratio of Yuen Example 3 is outside the range of Claim 1, and the Cu/Al ratio of 6.39 proposed in the ACP of Example 3 as modified is far outside the range of claim 1. Claim 1 has also been amended to recite that the catalyst is effective to promote the reaction of ammonia with nitrogen oxides to form nitrogen and H₂O selectively. Patent Owner reiterates the arguments made in the Patent Owner's Amendment and Response submitted on February 15, 2011 ("First Response").

With respect to ranges, a *prima facie* case of obviousness may be established when the ranges overlap or are so close enough that one skilled in the art would have expected the same properties. See *In re Wertheim*, 541 F.2d 257 (C.C.P.A. 1976); *Titanium Metals Corp. of America v. Banner*, 778 F.2d 775 (Fed. Cir. 1985). However, for the amended claims, Yuen Example 3 is outside the range for silica to alumina and far outside the range for Cu/Al ratio recited in claim 1. See Second Olson Decl. ¶20. Accordingly, a *prima facie* case of obviousness does not exist with respect to claim 1. Realizing that the Cu/Al amount in Ritscher is far outside the claimed range, the ACP

resorts to claim 7 of Ritscher in an attempt to provide a range that is closer to the claimed invention. The ACP at page 40 states, "Alternatively, if this amount of copper is deemed too high, then a skilled artisan could use less copper so the 1.6 to 2.0 moles of copper per mole of Al_2O_3 is used as in the zeolite formula in Ritscher's claim 7." However, a close review of claims 7 and 9 of Ritscher as well as the remainder of the specification indicates that the material in claim 7 contains 0.2 moles of a metal cation such as an alkali metal cation. Patent Owner disputes the reliance on claim 7 and providing a claimed range of Cu/Al and submits that the alternative reliance on claim 7 is evidence of the hindsight reconstruction of claim 1. There is no testing or evidence that the range in claim 7 would provide improved NO_x conversion at low temperatures.

The ACP fails to state why Yuen is the starting point to provide a catalyst for ammonia SCR, when nearly 200 zeolite framework types were available in the art, and many other aluminosilicate zeolite framework types (e.g., CuBeta, Cu-ZSM-5, CuMordenite, CuUSY) **were actually tested** as ammonia SCR catalysts. The starting point the ACP uses Yuen, a reference that does not mention ammonia SCR of NO_x and then relies on Ritscher, a reference that teaches away from ammonia SCR of NO_x, in a hindsight attempt to provide a copper loading on the aluminosilicate zeolite in Yuen.

Ritscher is Irrelevant to SCR and/or Teaches Away

Moreover, Ritscher relates to a three-way catalyst. Three-way catalysts are used for the abatement of hydrocarbons, carbon monoxide and NO_x in traditional **gasoline engines** and are not effective in lean burn engines such as diesel engines. *See* Haller First Decl. ¶7. This is a well-known fact by a person of ordinary skill in the art, as noted in the Kwak et al. reference, Exhibit B to the First Roth Declaration, which states (emphasis added): "conventional three-way catalysts used in the exhaust after treatment technologies of internal combustion engines **prove ineffective** when the engine is operated under **highly oxidizing conditions** (to achieve better fuel efficiency). The problem is daunting, since reduction chemistry (NO_x to N₂) has to be carried out under highly oxidizing conditions." Claim 1 pertains to a catalyst that is effective to promote a reaction of ammonia with nitrogen oxides to form nitrogen and H₂O selectively. This claim language clearly signals that the catalyst is designed for use in a lean or highly oxidizing environment. The ACP fails to provide articulated reasoning with the required rational underpinning why a person of ordinary skill in the art would modify the zeolite in Example 3 of Yuen, in accordance with Ritscher, which is

designed to work in a different exhaust gas environment, and which the record shows would not work for the purpose recited in claim 1.

Furthermore, as will be established further below, there are many differences between different framework types to reasonably predict the behavior of metal ions in different zeolite framework types. *See* Second Olson Decl. ¶15. This is especially true when a reference such as Ritscher, pertaining to zeolite framework types such as ZSM-5 and MOR used in a gasoline engine environment as three-way catalysts is used to modify a CHA zeolite in Yuen to provide the zeolite of claim 1, which is designed for use in a lean burn engine/oxidizing atmosphere. *Id.*; Second Haller Decl. ¶7. Yuen and Ritscher are not concerned with the same reaction type as the invention of claim 1, and neither reference pertains to the same problem as the invention of claim 1, which was to provide an ammonia SCR catalyst with hydrothermally stable high conversions at 200 °C and above.

While the ACP acknowledges that there are differences in the CHA framework type of the claimed invention and zeolites in Ritscher, the ACP dismisses these differences and responds by stating that the person of ordinary skill in the art would consult Ritscher for the amount of copper. This simply amounts to reasoning that the references can be combined "because they can be combined." This does not meet the standard for establishing *prima facie* obviousness. The ACP maintains this conclusion despite the terrible NO_x conversions under lean conditions in Ritscher. The reasoning in the ACP fails to appreciate the distinction between the environment under which three-way catalysts operate and the environment under which ammonia SCR catalysts operate—highly oxidizing. As pointed out above, three-way catalysts do not operate in a lean-burn environment for ammonia SCR. Ritscher's examples demonstrate this fact, the First Declaration of Dr. Haller states this fact, and the technical literature cited above states this same fact. The Examiner's failure to meaningfully address this evidence is error. *See In re Sullivan*, 498 F.3d 1345 (Fed. Cir. 2007) (All evidence must be considered).

Accordingly, Patent Owner respectfully requests withdrawal of the rejection of claim 1.

6. Rejection of Claims 1-11 Over Zones '644 in View of Ishihara, as Evidenced by the Centi Declaration

a. Scope and Content of the Prior Art

i. Scope and Content of Zones '644

Patent Owner reiterates the arguments contained in the First Response. Furthermore, the ACP fails to adequately explain why, without the benefit of hindsight, Zones '644 was selected as a

starting point to arrive at the invention of claims 1-11. Zones '644 discloses a single framework type from a universe of nearly 200 zeolite framework types, a universe including many other aluminosilicate zeolite framework types such as Cu-Beta, Cu-ZSM-5 and Cu-USY that were **actually tested** as ammonia SCR catalysts. In addition, the record shows Dedecek et al. and Ishihara pointed to the use of AIPO materials, not aluminosilicate zeolites. The ACP seizes on isolated statements in the disclosure of Zones '644 as providing an "improved process for the reduction of oxides of nitrogen in the contained in a gas stream in the presence of oxygen" and that "[i]n a preferred embodiment, the gas stream is the exhaust gas stream of an internal combustion engine." ACP, at page 43. However, there is nothing to indicate that Zones '644 improves anything pertaining to any of several of the reactions included in the phrase "reduction of oxides of nitrogen." More importantly, Zones '644 was certainly not concerned with the problem solved by the invention of the '662 patent—providing high catalytic activity for low temperature ammonia SCR that is maintained after hydrothermal aging. The inventor of Zones '644 himself states this fact. First Zones Decl. ¶¶ 8, 10, 12. Dr. Haller and Dr. Olson also recognized that there was nothing in Zones '644 to suggest that the zeolite in Zones '644 should be used as a starting point. First Olson Decl. ¶¶ 15, 16; First Haller Decl. ¶¶ 19, 20. In addition, Dr. Zones and Dr. Olson observed that the "improved NO_x conversion" language in Zones '644 was in many Chevron patents. First Olson Decl. ¶ 17; First Zones Decl. ¶9. Furthermore, a statement in the literature from one of the Requester's Declarants, Dr. Centi, noted the "complexity of the problem" and that as of 2010, despite 1270 studies that had been conducted from 1999-2009, there was "limited transferability" to the development of improved catalysts. Interestingly, the Requesters do not point to any of these 1270 studies as involving an aluminosilicate zeolite with the CHA crystal structure. *See In re Oelrich*, 579 F.2d 86, 91 (C.C.P.A. 1978) ("Even though the words of the Oelrich patent implied that sub-critical operation was feasible, it was never, in fact, considered when a concrete problem requiring such operation was actually presented to two persons of ordinary skill in the art, both intimately familiar with the Oelrich patent. The actions of those skilled in the art reflected by this record indicate that the speculative statements in the Oelrich patent were recognized as such and ignored by those working in the art. The opinions of two other experts are in accord.") More interesting is the only study in this matter pertaining to NO reduction and Cu-CHA aluminosilicate zeolites observed that these materials **were inactive for NO conversion.**

Aside from the form paragraph from Zones '644 quoted above and a few of claims in Zones '644 that relate to reduction of oxides of nitrogen, which Dr. Zones stated in his first declaration at paragraph 8 could include a variety of different processes, the Zones '644 patent provides no further discussion or examples how or why SSZ-62 provides an "improved" process and the nature of the improvement. Instead, the Zones '644 patent compares SSZ-62, a small crystal CHA zeolite with SSZ-13, a larger crystal CHA zeolite, as providing improved methanol conversion. Zones '644 contains detailed information showing that reducing the crystal size of the same CHA zeolite improved other processes such as methanol conversion compared to CHA having larger crystals. Zones '644 provides no information that would lead a skilled artisan to conclude that SSZ-62 improves the reduction of oxides of nitrogen compared to other materials or zeolites. At most, Zones '644 teaches that small crystal CHA is better than large crystal CHA for methanol conversion. The ACP fails to provide a reasoned identification of starting place of a lead compound or composition, and in particular "reasons for narrowing the prior art universe to a 'finite number of identified, predictable solutions'". *Eisai Co. Ltd. v. Dr. Reddy's Labs., Ltd.*, 533 F.3d 1353, 1359 (Fed. Cir. 2008) (quoting *KSR, Inc. v. Teleflex, Inc.*, 550 U.S. 398 (2007)).

Metal Amounts

Furthermore, the ACP ignores the evidence in the Declarations of Dr. Zones and Dr. Haller that any zeolite with copper metal would be expected to have some NO_x conversion activity, but there is nothing in Zones '644 or the other cited references to lead a person to select a zeolite with the CHA crystal structure, a silica to alumina ratio greater than 15 and a Cu/Al ratio greater than 0.25 to provide Cu-zeolite that has high catalytic activity for NO_x conversion across a wide temperature range and hydrothermal stability in terms of high NO_x conversion after hydrothermal aging at high temperatures such as 800 °C in 10% steam for 50 hours.

The ACP follows with a statement that a skilled artisan would have optimized the amount of copper in Zones '644 CHA zeolite so as to provide its known catalytic function. *Id.* This is despite a plain reading of Zones '644 as failing to teach or suggest any amount of copper, cobalt or combinations thereof, as Dr. Zones himself stated in his declaration, as well as two other experts. First Zones Decl., ¶ 11; First Olson Decl., ¶ 18; First Haller Decl., ¶ 21. Even the Requester appears to have abandoned the theory that Zones '644 teaches a range or amount of copper, and instead strains credibility by saying Dr. Zones admitted that his own patent teaches something that is clearly not present in the document. However, the ACP contravenes a plain reading of the '644 patent, and

statements of the inventor of Zones '644 patent and two other experts. *See In re Sullivan*, 498 F.3d 1345 (Fed. Cir. 2007) (All evidence must be considered).

ii. Scope and Content of Ishihara

Using prohibited hindsight, the ACP uses Ishihara to supply a copper amount that the ACP alleges can be loaded on the aluminosilicate zeolite catalyst of Zones '644, even though the record shows that the SAPO-34 materials in Ishihara are vastly different from aluminosilicate zeolites. As the record amply demonstrates, SAPO-34 materials have only one thing in common with the aluminosilicate zeolites of the '662 patent—the CHA crystal structure. The *Papesch* court stated: "the patentability of the thing does not depend on the similarity of its formula to that of another compound but of the similarity of the former compound to the latter. There is no basis in law in ignoring any property in making such comparison." 315 F.2d at 391.

b. Differences Between Art and Claimed Invention

i. Ishihara Teaches Away From The Invention

The Ishihara reference draws a bright line distinction between zeolites and SAPO-34, an AlPO_4 material resulting from the isomorphous substitution of Si for P in the AlPO_4 structure, as having solid acidity and "extremely high thermal stability as compared with synthetic zeolites." *See* Second Haller Decl. ¶8; Second Olson Decl. ¶ 13. Thus, Ishihara teaches that one skilled in the art should use an AlPO/SAPO material, and not an aluminosilicate material.

Furthermore, Ishihara recognizes that the Cu-ZSM-5 used in the Ishihara study has higher silica to alumina ratio than the previous study of Hosose, which resulted in lower NO conversion than the ZSM-5 used by Hosose, due to the different acidity of the two ZSM-5 materials. *See* Second Olson Decl. ¶ 14. This further teaches away from the claimed invention, because if a skilled artisan would still consider using an aluminosilicate, which Ishihara expressly discourages, the skilled artisan would not indiscriminately raise the silica to alumina ratio to impact hydrothermal stability at the expense of destroying catalytic activity. The behavior of zeolites is too unpredictable to draw any conclusions from Ishihara. Second Zones Decl. ¶¶ 12, 13.

ii SAPO-34 is Not Similar to Aluminosilicate CHA

The Patent Owner's First Response provided numerous factual differences between SAPO-34 and aluminosilicate zeolites having the CHA crystal structure. Dr. Olson, the original co-author of the Atlas of Zeolite Framework Types meticulously explains the chemical differences. So did Dr. Haller. However, the ACP cast aside the factually based evidence in favor of the opinion testimony

of the Requester's declarants. This was done apparently on the mistaken belief of the Requester that the claims which recited silica to alumina ratios in excess of 15 could somehow cover a SAPO material. The mention of ZYT-6 in the '662 patent specification does not change this fact, as limitations in the claims are not imported from the specification. However, to avoid any doubt, the reference to ZYT-6 has been deleted from the specification, and claims 1-11 now specify that the zeolite is an "aluminosilicate zeolite".

Further **factual evidence** is provided to outline the differences between SAPO materials and aluminosilicate zeolites. These differences include differences in acidity and the presence of Bronsted acid sites, factors Ishihara considers important to the hydrocarbon SCR reaction. See Second Olson Decl. ¶¶ 12, 13. Dr. Haller also addresses the differences in acidity between SAPO-34 and aluminosilicate zeolites with the CHA structure, with reference to scientific literature. Second Haller Decl. ¶ 9. Dr. Haller concludes that because of these differences, it would be difficult to predict any similarity in behavior between the Cu-SAPO-34 and the Cu-aluminosilicate zeolite claimed in the '662 patent. *Id.* Adding to the unpredictability is the fact that raising the silica to alumina ratio in an aluminosilicate zeolite decreases the acid sites, while the behavior in SAPO-34 is the opposite. *Id.* ¶¶ 9, 10. These factual differences cannot be ignored in favor of erroneous opinion testimony. Dr. Zones, an inventor of Zones '644 and an inventor of numerous aluminosilicate zeolite structures also gives detailed reasons such as the presence of silica islands in SAPO materials and the bonding structure. Dr. Zones concludes that it is an "oversimplification to extend concepts about one zeolitic structure to another of differing composition or structure without significant additional experimental work." Second Zones Dec. ¶¶ 8-11.

MPEP Section 716.01(c) guides that factually based evidence should be given heavier weight in the patentability analysis. In assessing the probative value of an expert opinion, the examiner must consider the nature of the matter sought to be established, the strength of any opposing evidence, the interest of the expert in the outcome of the case, and the presence or absence of factual support for the expert's opinion. *Ashland Oil, Inc. v. Delta Resins & Refractories, Inc.*, 776 F.2d 281 (Fed. Cir. 1985), *cert. denied*, 475 U.S. 1017 (1986). Although an affidavit or declaration which states only conclusions may have some probative value, such an affidavit or declaration may have little weight when considered in light of all the evidence of record in the application. *In re Brandstadter*, 484 F.2d 1395 (C.C.P.A. 1973). Patent Owner's evidence is based in fact and reference to literature, and must be given greater weight than Requester's opinion evidence.

iii. HC SCR Does not Predict Ammonia SCR

Requester again advances a faulty assumption based solely on opinion testimony of the Requester's declarants that there is predictability among different reductants. However, Dr. Haller provided evidence with reference to the scientific literature that this is contrary to the Requester's assumption. First Haller Decl. ¶ 9. Patent Owner submits further evidence to show that the Requester's opinion that hydrocarbon SCR can predict ammonia SCR is flawed. The chemical nature of hydrocarbon and ammonia reductants is different, and their ability to sustain combustion is different. Second Haller Decl. ¶ 11.

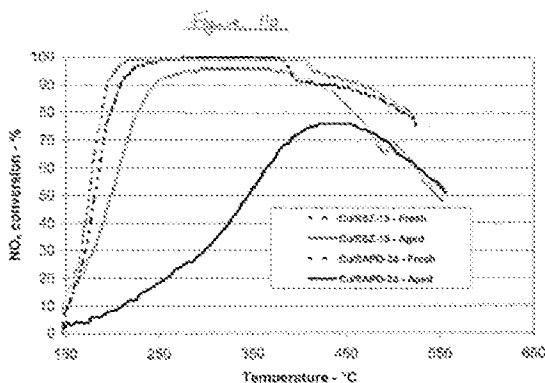
Moreover, the Requester's reliance on literature proves the point that there is no predictability even between different hydrocarbon reductants. The ACP at page 65 cites the Requester's comments that Figure 3 of Ishihara shows almost 60% conversion with a propene reductant between 300 and 625 °C. Conveniently, this ignores three key facts (1) the study is on a fresh, not aged material; (2) the reductant is propene, not ammonia, and (3) most important, the conversion is ZERO at 200 °C and below 20% at 250 °C. See Second Haller Decl. ¶11.

The ACP at page 60 inexplicably resorts to Patent Owner's U.S. Patent Publication 2009/0196812 "solely to rebut Patent Owner's argument." This information has no bearing on an obviousness analysis and what the prior art would have taught or suggested. This ignores long-standing law that obviousness must be determined based on references available in the prior art **at the time of the invention's filing**. See 35 U.S.C. § 103 (stating obviousness must be assessed "at the time the invention was made"); *Interconnect Planning Corp. v. Feil*, 774 F.2d 1132, 1138 (Fed. Cir. 1985) ("[t]he invention must be viewed not with the blueprint drawn by the inventor, but in the state of the art that existed at that time").

However, the Federal Circuit has consistently held that every property of a compound in a patent does not have to be fully appreciated by the filing date of the patent application to demonstrate nonobviousness. *Genetics Inst., LLC. v. Novartis Vaccines and Diagnostics, Inc.*, 655 F.3d 1291, 1307 (Fed. Cir. 2011); See also *Knoll Pharm. Co. v. Teva Pharms. USA, Inc.*, 367 F.3d 1381, 1385 (Fed.Cir.2004) ("There is no requirement that an invention's properties and advantages were fully known before the patent application was filed, or that the patent application contains all of the work done in studying the invention, in order for that work to be introduced into evidence in response to litigation attack."). Thus it is permissible to use evidence of unexpected results even when the evidence is obtained after the patent's filing or issue date. *Id.* ("Evidence [of unexpected

results] developed after the patent grant is not excluded from consideration, for understanding of the full range of an invention is not always achieved at the time of filing the patent application."); *In re Khelghatian*, 364 F.2d 870, 876 (C.C.P.A. 1966) (holding the claimed invention nonobvious in view of post-filing evidence of an unexpected property not disclosed in the specification, while noting that the evidence "[wa]s directed to that which 'would inherently flow' from what was originally disclosed") (quoting *In re Zenitz*, 52 CCPA 746, 333 F.2d 924, 927 (1964)); see also *Eli Lilly & Co. v. Zenith Goldline Pharms., Inc.*, 471 F.3d 1369, 1378 (Fed.Cir.2006) ("This court will not ignore a relevant property of a compound in the obviousness calculus.") Accordingly, what should be considered to demonstrate the unexpected nature of the present invention is recent literature and patent publications.")

A published patent application of the Requester demonstrates the unpredictability of drawing conclusions from one reductant type and applying the conclusion to a different reductant type. Dr. Haller's Second Declaration at paragraph 12 observes that Requester's own United States Patent Application publication US2010/0290963 (United States Application Serial No. 12/597,707; ("the '707 application"), provides a direct comparison of Cu-SSZ-13 (Cu-CHA) and Cu-SAPO-34 for fresh and aged samples using ammonia SCR. Dr. Haller observes the very surprising feature shown in Figure 16 of the '707 application's (assuming the Requester's theory that HC reductant can be used to predict ammonia reductant behavior) is that even at presumably higher space velocities, Cu-SAPO-34 showed higher fresh conversion at 250 °C to 350 °C than Ishihara. Second Haller Decl. ¶13. However, what is even more surprising is the stunningly better performance of Cu-SSZ-13 in a head to head comparison of Cu-SAPO-34 and Cu-SSZ-13 (aluminosilicate CHA) upon aging. The Cu-SSZ-13 in Figure 16 maintained conversion, while the Cu-SAPO-34 NO_x aged conversion was effectively destroyed between 150 to 250 °C. *Id.*



In the same patent document, the Requester states with reference to Ishihara that "to our knowledge, there has been no investigation of transition metal-containing aluminophosphate zeolites for SCR of NO_x with NH₃ (or urea) reported in any literature to date." While the Requester protests the patentability of the invention of the '662 patent on a strained theory of obviousness based on different SCR reductant and that different materials could predict the results achieved for the '662 patent, they advance the opposite theory in the '707 Application. In the Requester's most recently submitted response in the '707 application, the Requester has argued that Ishihara fails to teach ammonia as a reductant or the 80% conversion rate at 200 to 400 °C for Cu-SAPO-34. If Ishihara does not predict this behavior for the very same material and a different reductant, it is beyond doubt that Ishihara fails to teach or suggest a material with the same excellent conversion for a different material, an aluminosilicate zeolite, with a much higher silica to alumina ratio, a much higher Cu/Al ratio and a very different chemical composition than SAPO-34. Zones Second Decl. ¶¶ 8-11; Second Haller Decl. ¶ 12.

Dr. Haller also discusses a more recent study in which different reductants provide very different results for Cu-SSZ13. This information is submitted to rebut the unsubstantiated position in the ACP and advanced by the Requester on page 52 of the ACP that the mechanism of action is not significant with respect to reductant. As Dr. Haller notes, the study by Korhonen et al. reveals that the ammonia SCR performance is dramatically better than propene SCR behavior for Cu-SSZ-13. This was for a Cu-SSZ-13 material having a silica to alumina ratio of 18 and a Cu/Al ratio not far outside the range claimed in the '662 patent. Second Haller Decl. ¶ 14. In Figure 3 of Korhonen et al., an aluminosilicate with the CHA crystal structure showed no NO_x conversion with a propene reductant at 200 °C and about 30% NO_x conversion at 250 °C. This is far below the values in Figure 16 of Requester's patent. In addition, Figure 3 of Korhonen et al. shows that the aged performance of Cu-SSZ13 was not affected nearly as much as Cu-SAPO-34 by aging. The Requester submits that "the mechanism of action may be different is not of significance here" without any literature or scientific reasoning to back up their allegation. However, the factual data in Dr. Haller's Declaration as well as the patent and scientific literature show that the behavior of Cu-aluminosilicate zeolites with the CHA structure behaves completely differently from SAPO-34 under aged conditions.

The ACP at page 52 also relies on the Requester's Lercher Declaration and Second Centi Declaration in an effort to establish that "if a catalyst worked with one reductant, it would also work

with another reductant." In making this flawed assertion, the Requester's Declarants cite to the Halasz article to allegedly show that Cu-ZSM had high catalytic activity in selective catalytic reduction with ammonia, propene and propane. Halasz does not teach this at all. Dr. Moini points out that Halasz tested ammonia only at 573 K, which is above the temperature region of interest in the '662 patent, and Halasz plainly shows that propene and propane, both hydrocarbon reductants, exhibited completely different behavior over the same ZSM-5 catalyst. Second Moini Decl. ¶ 20. This is shown in Figures 5 and 7 of Halasz, where NO conversion reached nearly 80% after 60 minutes for propene, and less than about 40% for propane. Dr. Haller notes that Halasz proves that there is no predictability among reductants. Second Haller Decl. ¶¶ 11. If anything, the Halasz article supports Patent Owners Position that there is no predictability among different reductants.

As a final word with respect to the Requester's flawed reductant theories, propene is a reductant that is only of academic interest, as it would have no real world application. Second Moini Decl. ¶20; Second Haller Decl. ¶13. In fact, as part of a completely different research program, Patent Owner located data pertaining to SCR over "real world" reductants—simulated diesel exhaust and gasoline exhaust over Cu-SAPO-34. The fresh NO_x conversion for Cu-SAPO-34 was so poor, these materials were not pursued as commercial catalysts. Second Moini Decl. ¶¶ 23, 24.

Requester's theory that if a catalyst "worked" for one reductant it would "work" for another reductant is flawed. The theory seems to rely on the notion that "works" means extremely poor to zero NO_x conversion as in Ishihara. However, the claimed invention has been shown to have far superior ammonia NO_x conversion compared to the awful results using hydrocarbon SCR. These results must be given consideration in the patentability analysis. Requester's mistaken beliefs based on opinion testimony should be given little to no weight.

c. Claims 2-11 Are Also Not Obvious over Zones '644 in

View of Ishihara, as Evidenced by the Centi Declaration

The rejection of claims 2-11 over Zones '644 in view of Ishihara, as evidenced by the Centi Declaration, are traversed for the reasons of record as set forth in the Patent Owner's First Response, as well as those provided immediately above.

d. Conclusion- Claims 1-11 Are Not Obvious Over Zones '644 in

View of Ishihara, as Evidenced by the Centi Declaration

In summary, Zones '644 and Ishihara teach nothing about ammonia SCR. Ishihara is irrelevant to the claimed invention, as it pertains to a SAPO-34 material that has little in common

with an aluminosilicate zeolite having a silica to alumina ratio greater than 15. Ishihara teaches away from using aluminosilicate zeolites. Even if the skilled artisan ignored the differences in Ishihara, following Requester's theory that different reductants provide the same results, the skilled artisan would have abandoned the use of a material with the CHA crystal structure for all types of SCR reaction because Ishihara's results were terrible and not even close to the high conversions provided by the invention of claims 1-11. None of the unique features including high conversion at low temperatures, maintenance of high conversion at low temperatures after hydrothermal aging, low generation of N₂O and low susceptibility to poisoning by hydrocarbons could have been predicted by Zones '644 or Ishihara.

7. Rejection of Claims 12-32 and 39-55 Over Zones '644 in View of Ishihara, As Evidenced By the Centi Declaration, and Further In View of Patchett '843

The rejection of claims 12-32 and 39-55 over Zones '644 in view of Ishihara, as evidenced by the Centi Declaration, and further in view of Patchett '843 are traversed for the reasons of record as set forth in the Patent Owner's First Response, as well as the reasons provided above with respect to claims 1-11.

Claims 16, 17, 19, 20, 22 and 24

With respect to claims 16, 17, 19, 20, 22 and 24², the Examiner asserts that Patchett '843 teaches that it was expected that NH₃ conversion could be enhanced by including a platinum component without compromising the high N₂ selectivity. This is irrelevant. The NH₃ destruction catalyst of Patchett '843 is dispersed on a refractory metal oxide, not a zeolite. The unexpected results referred to in the Patent Owner's First Response referred to the generally accepted knowledge in the art that platinum is selective for the production of N₂O or NO_x. Contrary to the Examiner's assertion, Patchett does not teach that platinum-containing NH₃ destruction catalysts will oxidize NH₃ without forming NO_x. In fact, Patchett '843 teaches the exact opposite of what the ACP tries to prove at ¶ 0017 (emphasis added):

A drawback associated with use of platinum group metals, and in particular, platinum in the NH₃ destruction catalysts is that excess ammonia may be oxidized **to form NO_x instead of the innocuous products N₂ and H₂O.**

² Claim 23 was also rejected on the same basis as above, but claim 23 does not recite platinum.

Although the concentrations of platinum in Patchett '843 may result in a "reduced propensity" to cause oxidation of ammonia to form NO_x, Patchett '843 also acknowledges that "higher concentrations are liable to promote the conversion of excess ammonia to NO_x and not to N₂." Patchett '843 at ¶ 0017. Furthermore, Figures 8 and 9 of Patchett '843 clearly show formation of high amounts of NO_x, especially at or above temperatures of 300° C. Again, this is when the platinum is on a refractory metal oxide, not a zeolite. In contrast, Figure 6 of the '662 patent shows essentially zero NO_x formation, even at temperatures up to 450° C when the platinum is on the aluminosilicate zeolite having the CHA structure. Therefore, Patent Owner submits that Example 14 and Figure 6 of the '662 patent demonstrate unexpected results.

As to the Third Party Requester's argument that the unexpected results are not commensurate in scope with the claims, Example 14 relates to a catalyst having 0.1% platinum, which corresponds to 4.1 g/ft³. Considering that Patchett '843 shows from 30% to over 50% of the NH₃ is converted to NO_x at 400° C for Pt concentrations of 0.5 to 5.0 g/ft³, Patent Owner submits that these unexpected results support a broad range of platinum concentrations. The rejection of claims 16, 17, 19, 20, 22 and 24 on this basis should be withdrawn

a. Amended Claims 25, 28 and 29

Amended claim 25 and dependent claims 28 and 29 now recite that the catalyst must demonstrate the recited NO_x conversion after aging at specific conditions. Zones '644 and Ishihara do not suggest a catalyst having these features, as neither reference discusses ammonia SCR and maintenance of high conversion at low temperatures. Considering Ishihara's very poor low temperature conversion, these features could not have been reasonably expected. Patent Owner reiterates that all of the unique features not recited in the claims for the claimed catalyst should also be considered in the conclusion that these claims are not obvious over the cited art.

b. Amended Claim 31

Amended claim 31 now recites that the catalyst exhibits high catalytic activity after aging at specific conditions. Zones '644 and Ishihara do not suggest a catalyst having these features, as neither reference discusses ammonia SCR and maintenance of high conversion at low temperatures. Considering Ishihara's very poor low temperature conversion, these features could not have been reasonably expected. Patent Owner reiterates that all of the unique features not recited in the claims for the claimed catalyst should also be considered in the conclusion that these claims are not obvious over the cited art.

c. Amended Claims 39-43

Amended claim 39 and claims 40-43 which depend from claim 39, now recite the feature that the aluminosilicate zeolite with the CHA structure exhibits better aged NO_x conversion at low temperature as compared to a specific Cu-Beta zeolite under specific aging conditions.³ Zones '644 and Ishihara do not suggest a catalyst having these features, as neither reference discusses ammonia SCR and maintenance of high conversion at low temperatures. Considering Ishihara's very poor low temperature conversion, these features could not have been reasonably expected. Patent Owner reiterates that all of the unique features not recited in the claims for the claimed catalyst should also be considered in the conclusion that these claims are not obvious over the cited art.

8. Rejection of Claims 33, 34 and 36-38 over Zones '644 In View of Ishihara, As Evidenced By the Centi Declaration, and Further In View of Patchett '514

The rejection of claims 33, 34 and 36-38 over Zones '644 in view of Ishihara, as evidenced by the Centi Declaration, and further in view of Patchett '514 are traversed for the reasons of record as set forth in the Patent Owner's First Response, as well as the reasons provided above for claims 1-11.

9. Rejection of Claim 35 over Zones '644 in View of Ishihara, As Evidenced by The Centi Declaration, and Further In View of Tennison

The rejection of claim 35 over Zones '644 in view of Ishihara, as evidenced by the Centi Declaration, and further in view of Tennison are traversed for the reasons of record as set forth in the Patent Owner's First Response, as well as the reasons provided above for claims 1-11.

10. Rejection of Claims 1-11 Are Rejected As Unpatentable Over Dedecek In View of Chung

a. Scope and Content of the Prior Art

i. Dedecek

Like the starting point of Zones '644, Dedecek is a starting point based on hindsight. There is no rational underpinning to select the materials in Dedecek as a starting point in the obviousness analysis because Dedecek et al. realized their materials exhibited **ZERO nitric oxide conversion**. The Dedecek reference is unremarkable. Interestingly, however, shortly after the Dedecek reference cited in the ACP, Dedecek et al. published a study, which will be referred to herein as Dedecek 2,

³ It is noted that the Second Declaration of Dr. Olson contains a typographical error with respect to claim 31. The declarations say the silica to alumina ratio of the Cu-Beta was about 30, but this should state "about 35," and the Declaration does not reflect the narrowed silica to alumina range in the claim.

entitled "Effect of Framework Charge Density on Catalytic Activity of Copper Loaded Molecular Sieves of Chabazite Structure in Nitrogen (II) Oxide Decomposition", Collect. Czech. Commun. 343-351 (Vol. 65) (2000). Dedecek 2 concludes that "Cu-chabazites were inactive." Dedecek 2, at 346. In Table I on page 346 Dedecek 2, the 4th entry in the table corresponds to the 11th entry on Table 1 in Dedecek in the ACP.

Table 6
 Catalytic activity of Cu-CHA molecular sieves

Catalyst	Cu, wt%	Cu/Al or Cu/Zr	Conversion, %	TOF · 10 ⁴ , s ⁻¹
Cu-ZnAlPO-34	12.5	4.5	14.2	0.9
Cu-ZnAlPO-34	2.4	0.97	6.5	2.0
Cu-ZnAlPO-34	0.4	0.13	2.4	4.5
Cu-CHA	5.6	0.22	0	0
Cu-CHA	5.2	0.22	0	0
Cu-CHA	3.6	0.15	0	0
Cu-CHA	1.9	0.08	0	0

As the ACP states at page 43, "A skilled artisan is presumed to have all of the prior art in front of them." The skilled artisan having Dedecek from the ACP and Dedecek 2 in front of them would consider Dedecek from the ACP as a poor starting point to reduce oxides of nitrogen because the Dedecek authors concluded themselves that the Cu-chabazites were inactive for nitrogen oxide decomposition. What is more revealing, however, is that Dedecek 2 concludes that an AIPO material with the CHA structure had high and stable conversion while the aluminosilicate zeolite with the CHA structure was inactive. Second Haller Dec. ¶ 33. This would hardly provide the required rational underpinning to use an aluminosilicate zeolite as starting point to arrive at the claimed invention. Dedecek et al. teach away.

ii. Chung

The comments with respect to Chung in the Patent Owner's First Response are reiterated herein. It is important to note that the samples with higher silica to alumina ratio exhibited the worst catalytic performance. Haller Decl. ¶¶ 28-30.

b. Differences Between Art and Claimed Invention

i. Differences from Claims 1-11 Generally

a. Unpredictability of Different Zeolite Types

The zeolite art, and especially catalysis with zeolites, is a highly unpredictable area of research. This had been presumably established in the Patent Owner's First response and accompanying declarations of Drs. Haller, Olson and Zones. These experts in the field provide further factual reasons for this unpredictability. Second Haller Decl. ¶ 15; Second Olson Decl. ¶¶ 15-18; Second Zones Decl. ¶¶ 12-14. In particular, Dr. Olson further explains in his Second

Declaration that there are far too many differences between MOR and ZSM-5 framework types disclosed in Chung and the CHA framework type in Dedecek to predict the behavior of metal cations and catalytic behavior of a metal loaded CHA zeolite. Second Olson Decl. ¶ 15. Dr. Olson points out the error in relying on the teachings of Chung to teach loading of copper metal on the CHA zeolite of Dedecek. *Id.* ¶ 16. As explained by Dr. Olson, current research shows that the Cu²⁺ active sites for selective catalytic reduction by ammonia are present in Cu-SSZ-13, but not in Cu-ZSM5. *Id.* ¶ 17. This is attributed to the different structural characteristics of the ZSM-5 framework and the CHA framework. *Id.* Dr. Olson concludes there a lack of predictability of catalytic performance in going from one structure to another, especially when the goal is to provide a catalyst having the properties of the '662 patent. *Id.* ¶ 18. Dr. Haller makes similar observations, and notes that it has been long understood that metal ions interact very differently in different zeolite structure types. Second Haller Decl. ¶ 15. Dr. Haller observes that the ZSM-5 structure favored dimeric copper, while Cu-CHA favored the Cu²⁺ species, which is important in determining the type of reaction that will be promoted by the Cu-zeolite. Dr. Zones reiterates the same unpredictability with detailed factual reasoning. Second Zones Decl. ¶¶12-14.

Chung is relied upon for the teaching that Chung teaches that increasing the silica to alumina ratio improves hydrothermal stability of ZSM-5 zeolites. However, as Dr. Zones explains, increasing the silica to alumina ratio in a zeolite results in highly unpredictable behavior, which is subject to active debate in the zeolite research community. Second Zones Decl. ¶ 12. The teachings of Chung with regard to silica to alumina ratio cannot be extended to a different framework type zeolite in Dedecek because there would be no expectation of predictable catalytic behavior. *Id.*; Second Haller Decl. ¶ 15; Second Olson Decl. ¶¶ 15-17. Accordingly, it is clear that there could be no expectation of success in combining the teachings of Dedecek with Chung.

b. Dedecek In View of Chung Teaches Away From Claims 1-11

Claims 1-11 now recite a catalyst that is effective to promote the reaction of ammonia with nitrogen oxides to form nitrogen and H₂O selectively. As provided above, there is nothing in all of the prior art to teach or suggest that the chabazite materials in Dedecek would be effective to promote the reaction of ammonia with nitrogen oxides. Dedecek et al. conclude that the material was inactive for NO activity. Furthermore, Chung teaches that raising the silica to alumina ratio

greatly diminishes the catalytic activity for SCR. Proceeding as outlined in the ACP to raise the silica to alumina ratio in Dedecek would cause the catalytic activity to be worse. First Haller Decl. ¶¶ 29-30.

Patent Owner reiterates that all of the unique features not recited in the claims for the claimed catalyst should also be considered in the conclusion that these claims are not obvious over the cited art.

ii. Claims 2-11 Are Also Not Obvious

The rejection of claims 2-11 over Dedecek in view of Chung, are traversed for the reasons of record as set forth in the Patent Owner's First Response, as well as those provided immediately above.

c. Conclusion- Claims 1-11 Are Not Obvious Over Dedecek in View of Chung

The skilled artisan, with all of the prior art before them, including the Dedecek 2 study that actually concluded NO conversion data showing that the aluminosilicate zeolite CHA as being inactive would not proceed with an aluminosilicate zeolite with the CHA structure as a catalyst for NO reduction. The skilled artisan would not look to any other references such as Chung. However, if the skilled artisan looked to Chung, they would not expect any better conversion by raising the silica to alumina ratio because the conversion in the Chung samples with higher silica to alumina exhibited the worst conversion.

A prima facie case of obviousness has not been established, and Patent Owner respectfully requests withdrawal of the rejections.

11. Claims 12-32 and 39-55 Are Rejected as Unpatentable Over Dedecek in View of Chung, and Further In View of Patchett '843

The rejection of claims 12-32 and 39-55 over Dedecek in view of Chung, and further in view of Patchett '843 are traversed for the reasons of record as set forth in the Patent Owner's First Response, as well as those provided for claims 1-11 above.

Claims 16, 17, 19, 20, 22 and 24

Furthermore, with regard to claims 16, 17, 19, 20, 22 and 24, the rejection is traversed for also the reasons set forth above with respect to the rejection of these claims over Zones '644 in view of Ishihara, as evidenced by the Centi Declaration and further in view of Patchett '843.

Amended Claims 25, 28 and 29

Amended claim 25 and dependent claims 28 and 29 now recite that the catalyst must demonstrate the recited NO_x conversion after aging at specific conditions. Dedecek and Chung do not suggest a catalyst having these features, as neither reference discusses or suggests maintenance of high conversion at low temperatures for ammonia SCR. Considering the recognition in Dedecek 2 that the materials were inactive for NO decomposition and Chung's higher silica to alumina ratio materials had extremely poor low temperature conversion, these features could not have been reasonably expected. Patent Owner reiterates that all of the unique features not recited in the claims for the claimed catalyst should also be considered in the conclusion that these claims are not obvious over the cited art.

Amended Claim 31

Amended claim 31 now recites that the catalyst exhibits high catalytic activity after aging at specific conditions. Dedecek and Chung do not suggest a catalyst having these features, as neither reference discusses or suggests maintenance of high conversion at low temperatures for ammonia SCR. Considering the recognition in Dedecek 2 that the materials were inactive for NO decomposition and Chung's higher silica to alumina ratio materials had extremely poor low temperature conversion, these features could not have been reasonably expected. Patent Owner reiterates that all of the unique features not recited in the claims for the claimed catalyst should also be considered in the conclusion that these claims are not obvious over the cited art.

Claims 39 and Claims 40-43

Amended claim 39 and claims 40-43 which depend from claim 39, now recite the feature that the aluminosilicate zeolite with the CHA structure exhibits better aged NO_x conversion at low temperature as compared to a specific Cu-Beta zeolite under specific aging conditions. Dedecek and Chung do not suggest a catalyst having these features, as neither reference discusses and maintenance of high conversion at low temperatures for ammonia SCR. Considering the recognition in Dedecek 2 that the materials were inactive for NO decomposition and Chung's higher silica to alumina ratio materials had extremely poor low temperature conversion, these features could not have been reasonably expected. Patent Owner reiterates that all of the unique features not recited in the claims for the claimed catalyst should also be considered in the conclusion that these claims are not obvious over the cited art.

12. Claims 33, 34 and 36-38 Are Rejected As Unpatentable Over Dedecek In View of Chung, and Further In View of Patchett '514

The rejection of claims 33, 34 and 36-38 over Dedecek in view of Chung, and further in view of Patchett '514 are traversed for the reasons of record as set forth in the Patent Owner's First Response, as well as those provided above for claims 1-11.

13. Claim 35 is Rejected as Unpatentable Over Dedecek in View of Chung, and Further in View of Tennison

The rejection of claim 35 over Dedecek in view of Chung, and further in view of Tennison are traversed for the reasons of record as set forth in the Patent Owner's First Response, as well as those provided above for claims 1-11.

VII. UNEXPECTED RESULTS

A. Closest Prior Art

It is well-established that for the closest prior art analysis "[a] comparison of the *claimed invention* with the disclosure of each cited reference to determine the number of claim limitations in common with each reference, bearing in mind the relative importance of particular limitations, will usually yield the closest single prior art reference." *In re Merchant*, 575 F.2d 865, 868, (C.C.P.A. 1978) (emphasis in original). Where the comparison is not identical with the reference disclosure, deviations therefrom should be explained, *In re Finley*, 174 F.2d 130 (C.C.P.A. 1949). Applicants may compare the claimed invention with prior art that is more closely related to the invention than the prior art relied upon by the examiner. *In re Holladay*, 584 F.2d 384, (C.C.P.A. 1978); *see also Ex parte Humber*, 217 USPQ 265 (Bd. App. 1961). An indirect comparison to the prior art is acceptable to rebut a *prima facie* case of obviousness. *In re Fenn*, 208 USPQ 470, 473 (C.C.P.A. 1981); *In re Fouche*, 439 F.2d 1237, 1241-42 (C.C.P.A. 1971).

Finally, Patent Owner is not required to compare the claimed invention with subject matter that does not exist in the prior art. *See In re Geiger*, 815 F.2d 686, 689, (Fed. Cir. 1987) (Newman, J., concurring) (Evidence rebutted *prima facie* case by comparing claimed invention with the most relevant prior art. Note that the majority held the Office failed to establish a *prima facie* case of obviousness.); *In re Chapman*, 357 F.2d 418, 422 (C.C.P.A. 1966) (Requiring applicant to compare claimed invention with polymer suggested by the combination of references relied upon in the rejection of the claimed invention under 35 U.S.C. 103 "would be requiring comparison of the results of the invention with the results of the invention.").

Dr. Haller prepared an extensive analysis with respect to the closest prior art to compare limitations in claims 1, 25, 31 and 39 with each reference cited in the ACP as well as Example 11 in the '662 patent. *See* Second Haller Decl. ¶¶ 24-30. Patent Owner submits that the closest prior art under the proper standards set forth above is Dedecek and Example 11 in the '662 patent. *See* Haller Second Decl. ¶¶ 24-30. Ishihara would not be considered the closest prior art, as it has the fewest features in common with the claimed invention, namely, **only the crystal structure**. Without making any concession or admission with respect to whether they are the closest prior art, in the interest of furthering reexamination, a comparison of the claimed invention is also provided with respect to Zones '644 and Yuen.

Examples representative of the claimed invention include Example 2- Cu/Al 0.33; Example 3- Cu/Al 0.38; Example 4- Cu/Al 0.44; Example 1A- Cu/Al 0.40 in the '662 patent demonstrate that aged performance for samples aged at 800°C for 50 hours or 850 °C for 6 hours, which represent more extreme aging conditions than in any of the references. The aged NO_x conversion performance of the catalyst defined by the claims exceeded 50%, and several examples exceed 60%. In addition, the sample sent to Ford, having a silica/alumina=30 and Cu/Al= 0.45, is also representative of the claimed invention. Second Ravindran Decl. The Second Ravindran Declaration now clearly establishes that the material in the Ford SAE publication is indeed the material provided to Ford by the Patent Owner. Dr. Moini provides further data obtained after the filing date of the '662 patent that provides wider ranges of silica to alumina and copper to aluminum demonstrating the excellent aged performance of the material of the claimed invention. Second Moini Decl. ¶¶ 25.

B. Comparison to Closest Prior Art

Example 11

In the '662 patent specification, Example 11, a Cu-Beta zeolite with a silica to alumina ratio of 35 and a Cu/Al ratio of 0.36 is directly compared to the claimed invention. The Cu-Beta in Example 11 exhibited a significant decline in NO_x conversion at low temperature, while the Examples noted above in Section A all maintained conversion of nearly 60% or higher after aging.

Dedecek

Dr. Moini's Second Declaration at paragraphs 5-11 sets forth preparation of samples in accordance with Dedecek samples on lines 6 and 11 of Table 1 of Dedecek. With respect to the natural sample, due to import restrictions under the United States Department of Treasury Office of

Foreign Assets Control, Patent Owner is not able to obtain natural chabazite samples from North Korea. A comparable natural sample was obtained from a source within the United States. Both samples exhibited nearly zero NO_x conversion across the entire range after aging, and Dr. Moini finds the excellent results of the claimed invention unexpected in view of this data. Second Moini Decl. ¶¶ 12, 14. All of the samples noted above in section A far exceed Dedecek's performance, which Dr. Haller found indeed unexpected. Second Haller Decl. ¶ 33.

Zones

While a comparison to Zones should not be necessary because Example 11 and Dedecek are indeed the closest prior art, the only working Example in Zones is Example 4, and the prior art is to be compared with the closest prior art as it exists, and not as it is suggested to be modified in the ACP so as to avoid comparing the claimed invention to the claimed invention. Dr. Moini reviewed the analysis of an H⁺ sample of an aluminosilicate as an indirect comparison to the Examples 1-4 in Zones. The catalyst exhibited essentially no fresh NO_x conversion until about 475 °C. As the catalyst exhibited no fresh NO_x conversion in the low temperature range of interest, the sample was not aged and tested, as doing so would be pointless. The excellent fresh and aged performance of the catalyst claimed in the '662 patent is quite unexpected. Second Moini Decl. ¶ 18; Second Haller Decl. ¶ 33.

Yuen

Similar to the analysis for Zones, the same sample used for Zones was used as an indirect comparison to Yuen's Example 3. Dr. Moini stated that the conversion of the H⁺ form in the Yuen example would be expected to perform worse than Zones, because the silica to alumina ratio in Yuen is very high (166 versus 30 for the sample). Thus, lower NO_x conversion would be expected for Yuen. Second Moini Decl. ¶ 19. The lack of any NO_x conversion would be expected for Yuen Example 3 in accordance with the Example for Zones, and the results in the Examples of the '662 patent could not have reasonably been expected from these results. *Id.*; Second Haller Decl. ¶ 33.

VIII. SECONDARY CONSIDERATIONS

A. Skepticism

The Requester nitpicks several aspects of Dr. Roth's First Declaration and ignores the most important aspect—there was a high degree of skepticism about Cu-zeolites in the field, a fact their expert Dr. Centi has repeatedly acknowledged in his own publications. Dr. Roth has submitted a Second Declaration, clarifying misconceptions and statements taken out of context from his First

Declaration. As explained by Dr. Roth, and as the Requester surely understands, Department of Energy project managers and reviewers are eminently qualified as knowledgeable of the state of the art in catalysis research. Dismissing this testimony is in error. Dr. Roth explains that DOE reviewers are aware of successful and failed research in particular areas, such as specific catalysts for SCR reactions. The nature of a DOE reviewer's job requires reviewers to stay abreast of progress and new concepts in the catalysis field, as well as failures in the field. This is evident based on the awareness of several reviewers in the e-mail that no Cu-zeolite at the time was capable of hydrothermal stability. Second Roth Decl. ¶¶ 28, 29. In addition, the particular reviewer referred to in Dr. Roth's e-mail had a Ph.D. in chemical engineering, seventeen years' experience as a professor of chemical engineering, and was on research faculty of the Chemistry Division and Materials Science Division at one of the National Laboratories, as well as a program director for the Kinetics and Catalysis program at the National Science Foundation. *Id.* ¶ 27. The statement taken completely out of context in Dr. Roth's First Declaration only pertained to the perceived lack of understanding on detailed zeolite deactivation mechanisms on the part of the reviewers. *Id.* ¶ 26. However, the DOE reviewers are amply qualified to provide an opinion on whether Cu-zeolites were viable materials, as the DOE reviewers are required to stay abreast of new concepts in SCR catalysts. *See In re Piasecki*, 745 F.2d 1468, 1471 (Fed. Cir. 1984).

The important point that was lost when the ACP cast aside this important evidence is that three DOE experts, other principal investigators, and Dr. Armor, an esteemed researcher in the field, noted that lack of commercial Cu-zeolite catalysts. *Id.* ¶¶ 22-24. Dr. Centi confirms this in his publications. This evidence must be considered and not ignored. *See In re Piasecki*, 745 F.2d at 1471 ("In its criticisms of the rebuttal affidavits for failure to discuss the prior art, the Board evinced misunderstanding of the proper roles of the examiner's *prima facie* case and an applicant's rebuttal evidence. . . . As competent evidence tending to show the nonobviousness of appellants' invention to one of ordinary skill in the art at the time the invention was made, the Hanger affidavit along with the Seiberlich and Mayer affidavits must be accorded fair weight in the company of all other competent rebuttal evidence.") The same is true here.

B. Long-Felt Need

The First and Second Roth Declarations also establish long-felt need. As early as 1990-92, as recognized in the publications of Dr. Centi, there was a strong interest in Cu-zeolites. *See* Second Roth Decl. ¶14. Dr. Centi recognized the continued problem and long-held view that Cu-zeolites

lacked hydrothermal stability in 1995, and again in 2009. *Id.* ¶¶ 13, 16. This echoes the views held by the DOE reviewers as of 2005. A need that existed for at least 15 years, and more likely 20 years or longer, that was solved by the present invention undoubtedly satisfies the "length" requirement in the long-felt need analysis. The '662 invention satisfied the need. Second Roth Decl. ¶ 32.

C. Praise

The ACP also dismisses the praise for the '662 invention. This was erroneous. The Ford Motor Company paper deemed Patent Owner's catalyst as "remarkable" and exhibited properties not previously possible with Cu-Zeolites. First Haller Decl. ¶ 32. The Second Ravindran Declaration now clearly shows the material tested by Ford in their publication is in accordance with the claimed invention. DOE researchers have deemed the performance of the catalyst of the '662 invention as having "superior activity and selectivity." Second Roth Decl. ¶ 33. More recent literature continues heaping praise on the material of the '662 patent, observing the "stunning temperature stability under SCR conditions." *Id.* ¶ 34.

- Stunning
- Remarkable
- Superior

These glowing reviews from the literature must be considered. *See In re Piasecki*, 745 F.2d at 1474 ("These contemporaneous documents are further objective indicia and are entitled to be fairly considered."); *Applied Materials, Inc. v. Advanced Semiconductor Materials America, Inc.*, 98 F.3d 1563 (Fed.Cir.1996) ("Witnesses described the "skepticism," "misgivings," and "disbelief" in the industry when Applied Materials achieved these superior results with a radiant heating process. The district court was required to consider this evidence along with the other evidence in determining whether, on the totality of the evidence, invalidity on the ground of obviousness had been proved by clear and convincing evidence.")

Finally, Patent Owner submits that other than the Dedecek 2 study in 2000 that showed the failure of aluminosilicate zeolites having the CHA structure for NO reduction, there was virtually no research or literature on use of the materials of the '662 patent for NO reduction. Dr. Haller observes this fact in his Second Declaration at paragraph 32. Since the publication of the '662 patent, there is a large and growing number of studies on this stunning material. Even the DOE, who in 2005 would not fund a study on Cu-zeolites, is funding many of these studies.

The ACP's disregard for the secondary considerations ignores the law that "appreciation by contemporaries skilled in the field of the invention is a useful indicator of whether the invention would have been obvious to such persons at the time it was made." *Vulcan Eng'g Co., Inc. v. FATA Aluminum, Inc.*, 278 F.3d 1366, 1373 (Fed.Cir.2002). *See Stratoflex, Inc. v. Aeroquip Corp.*, 713 F.2d 1530, 1538, 218 USPQ 871, 879 (Fed.Cir.1983) ("evidence of secondary considerations may often be the most probative and cogent evidence in the record").

The ACP failed to consider all the evidence, which is required. *See In re Sullivan*, 498 F.3d 1345 (Fed. Cir. 2007) (All evidence must be considered).

IX. CONCLUSION

In view of the foregoing, it is submitted that pending claims 1-25 and 28-55 are in condition for allowance. Favorable consideration and notice of the same are respectfully requested. If any additional fees are due, the Commissioner is authorized to charge Deposit Account No. 50-3329. Please contact the undersigned if any further issues remain to be addressed in connection with this submission.

Respectfully submitted,

BASF CORPORATION

Date: December 19, 2011

By /Scott S. Servilla, Reg. #40806/
Scott S. Servilla
Registration No. 40806

Customer Number 48226
BASF Corporation
100 Campus Drive
Florham Park, New Jersey 07932



UNITED STATES PATENT AND TRADEMARK OFFICE

UNITED STATES DEPARTMENT OF COMMERCE
United States Patent and Trademark Office
Address: COMMISSIONER FOR PATENTS
P.O. Box 1450
Alexandria, Virginia 22313-1450
www.uspto.gov

Table with 5 columns: APPLICATION NO., FILING DATE, FIRST NAMED INVENTOR, ATTORNEY DOCKET NO., CONFIRMATION NO.

95/001,453 09/28/2010 7,601,662 04119.000100.36 2755

13872 7590 05/11/2012
Diehl Servilla LLC (CGG/COG)
33 Wood Avenue South
Second Floor, Suite 210
Iselin, NJ 08830

EXAMINER

DIAMOND, ALAN D

ART UNIT PAPER NUMBER

3991

MAIL DATE DELIVERY MODE

05/11/2012 PAPER

Please find below and/or attached an Office communication concerning this application or proceeding.

The time period for reply, if any, is set in the attached communication.



UNITED STATES PATENT AND TRADEMARK OFFICE

Commissioner for Patents
United States Patents and Trademark Office
P.O.Box 1450
Alexandria, VA 22313-1450
www.uspto.gov

DO NOT USE IN PALM PRINTER

THIRD PARTY REQUESTER'S CORRESPONDENCE ADDRESS
FITZPATRICK, CELLA, HARPER & SCINTO
1290 AVENUE OF THE AMERICAS
NEW YORK, NY 10104-3800

Date: **MAILED**

MAY 1 1 2012

CENTRAL REEXAMINATION UNIT

**Transmittal of Communication to Third Party Requester
Inter Partes Reexamination**

REEXAMINATION CONTROL NO. : 95001453
PATENT NO. : 7601662
TECHNOLOGY CENTER : 3999
ART UNIT : 3991

Enclosed is a copy of the latest communication from the United States Patent and Trademark Office in the above identified Reexamination proceeding. 37 CFR 1.903.

Prior to the filing of a Notice of Appeal, each time the patent owner responds to this communication, the third party requester of the inter partes reexamination may once file written comments within a period of 30 days from the date of service of the patent owner's response. This 30-day time period is statutory (35 U.S.C. 314(b)(2)), and, as such, it cannot be extended. See also 37 CFR 1.947.

If an ex parte reexamination has been merged with the inter partes reexamination, no responsive submission by any ex parte third party requester is permitted.

All correspondence relating to this inter partes reexamination proceeding should be directed to the Central Reexamination Unit at the mail, FAX, or hand-carry addresses given at the end of the communication enclosed with this transmittal.

PTOL-2070(Rev.07-04)

Transmittal of Communication to Third Party Requester Inter Partes Reexamination	Control No.	Patent Under Reexamination
	95/001,453 Examiner ALAN DIAMOND	7,601,662 Art Unit 3991

-- The MAILING DATE of this communication appears on the cover sheet with the correspondence address. --

Enclosed is a copy of the latest communication from the United States Patent and Trademark Office in the above-identified reexamination proceeding. 37 CFR 1.903.

Prior to the filing of a Notice of Appeal, each time the patent owner responds to this communication, the third party requester of the *inter partes* reexamination may once file written comments within a period of 30 days from the date of service of the patent owner's response. This 30-day time period is statutory (35 U.S.C. 314(b)(2)), and, as such, it cannot be extended. See also 37 CFR 1.947.

If an *ex parte* reexamination has been merged with the *inter partes* reexamination, no responsive submission by any *ex parte* third party requester is permitted.

All correspondence relating to this *inter partes* reexamination proceeding should be directed to the **Central Reexamination Unit** at the mail, FAX, or hand-carry addresses given at the end of the communication enclosed with this transmittal.

INTER PARTES REEXAMINATION COMMUNICATION	Control No.	Patent Under Reexamination
	95/001,453	7,601,662
	Examiner	Art Unit
	ALAN DIAMOND	3991

-- The MAILING DATE of this communication appears on the cover sheet with the correspondence address. --

BELOW/ATTACHED YOU WILL FIND A COMMUNICATION FROM THE UNITED STATES PATENT AND TRADEMARK OFFICE OFFICIAL(S) IN CHARGE OF THE PRESENT REEXAMINATION PROCEEDING.

All correspondence relating to this *inter partes* reexamination proceeding should be directed to the **Central Reexamination Unit** at the mail, FAX, or hand-carry addresses given at the end of this communication.

ACTION CLOSING PROSECUTION (37 CFR 1.949)	Control No.	Patent Under Reexamination
	95/001,453	7,601,662
	Examiner	Art Unit
	ALAN DIAMOND	3991

-- The MAILING DATE of this communication appears on the cover sheet with the correspondence address. --

Responsive to the communication(s) filed by:

Patent Owner on 19 December, 2011

Third Party(ies) on 18 January, 2012

Patent owner may once file a submission under 37 CFR 1.951(a) within 1 month(s) from the mailing date of this Office action. Where a submission is filed, third party requester may file responsive comments under 37 CFR 1.951(b) within 30-days (not extendable- 35 U.S.C. § 314(b)(2)) from the date of service of the initial submission on the requester. **Appeal cannot be taken from this action.** Appeal can only be taken from a Right of Appeal Notice under 37 CFR 1.953.

All correspondence relating to this inter partes reexamination proceeding should be directed to the **Central Reexamination Unit** at the mail, FAX, or hand-carry addresses given at the end of this Office action.

PART I. THE FOLLOWING ATTACHMENT(S) ARE PART OF THIS ACTION:

1. Notice of References Cited by Examiner, PTO-892
2. Information Disclosure Citation, PTO/SB/08
3. _____

PART II. SUMMARY OF ACTION:

- 1a. Claims 1-25 and 28-55 are subject to reexamination.
- 1b. Claims _____ are not subject to reexamination.
2. Claims 26 and 27 have been canceled.
3. Claims _____ are confirmed. [Unamended patent claims]
4. Claims 1-24,30,32-38 and 44-55 are patentable. [Amended or new claims]
5. Claims 25,28,29,31 and 39-43 are rejected.
6. Claims _____ are objected to.
7. The drawings filed on _____ are acceptable are not acceptable.
8. The drawing correction request filed on _____ is: approved. disapproved.
9. Acknowledgment is made of the claim for priority under 35 U.S.C. 119 (a)-(d). The certified copy has:
 - been received. not been received. been filed in Application/Control No _____
10. Other _____

Art Unit: 3991

Summary of Proceedings

A Request pursuant to 37 CFR 1.913 for inter partes reexamination of claims 1-38 of U.S. Patent 7,601,662 (hereinafter "the '662 patent") was filed September 28, 2010. A declaration under 37 CFR 1.132 by Gabriele Centi, PhD (hereafter "First Centi Declaration") accompanied the request. An Order granting inter partes reexamination of claims 1-38 and a non-final Office action rejecting claims 1-38 were mailed November 16, 2010.

In accordance with the petition decision dated September 8, 2011, Patent Owner's response to the non-final rejection included the following:

- the amendments and remarks submitted on June 29, 2011;
- the drawings submitted on February 15 and 16, 2011;
- the declarations under 37 CFR 1.132 by Gary L. Haller (hereafter "First Haller Declaration"), David H. Olson (hereafter "First Olson Declaration"), Stanley Roth, Ph.D. (hereafter "First Roth Declaration"), Stacey I. Zones (hereafter "First Zones Declaration"), Ahmad Moini, Ph.D. (hereafter "First Moini Declaration"), and Pramod Ravindran (hereafter "First Ravindran Declaration"), filed on February 15, 2011 and on June 29, 2011, which, taken together, "are deemed to be the declarations of record that are included with the June 29, 2011 corrected response submission" (see p. 2 of said petition decision); and

- the exhibits, filed on February 15, 2011, which accompany the declarations under 37 CFR 1.132 of Gary L. Haller, David H. Olson, Stanley Roth, Ph.D., and Pramod Ravindran, respectively.

Art Unit: 3991

The amendment of June 29, 2011 amended claims 9 and 26-29, and added new claims 39-55.

Third Party Requester filed a response which included comments, a Rule 1.132 declaration by Johannes A. Lercher, PhD (hereafter "First Lercher Declaration") and a second Rule 1.132 declaration by Centi (hereafter "Second Centi Declaration"), each filed July 27, 2011.

An Action Closing Prosecution (ACP) rejecting claims 1-55 was mailed November 18, 2011.

On December 19, 2011, Patent Owner filed a response including an amendment and second Rule 1.132 declarations by each of Haller, Olson, Roth, Zones, Moini and Ravindran, respectively hereafter referred to as the "Second Haller Declaration", "Second Olson Declaration", "Second Roth Declaration", "Second Zones Declaration", "Second Moini Declaration" and "Second Ravindran Declaration".

On January 18, 2012, Third Party Requester filed comments including a Rule 1.132 declaration by Wolfgang Strehlau (hereafter "Strehlau Declaration"), a third Rule 1.132 declaration by Centi (hereafter "Third Centi Declaration"), and a second Rule 1.132 declaration by Lercher (hereafter "Second Lercher Declaration").

Amendment Entered

The amendment filed December 19, 2011 has been entered.

Scope of Claims

Art Unit: 3991

In reexamination, patent claims are construed broadly. *In re Yamamoto*, 740 F.2d 1569, 1571, 222 USPQ 934, 936 (Fed. Cir. 1984) (claims given "their broadest reasonable interpretation consistent with the specification"). This reexamination proceeding contains claims 1-25 and 28-55 as per the amendment of 12/19/11, directed to a catalyst, an exhaust gas treatment system, and a catalyst article. Claims 1, 2, 12, 14, 15, 21, 25, 31 and 39 are representative:

1. (amended) A catalyst comprising: an aluminosilicate zeolite having the CHA crystal structure and a mole ratio of silica to alumina [greater than] from about 15 to about 150 and an atomic ratio of copper to aluminum [exceeding] from about 0.25 to about 1, the catalyst effective to promote the reaction of ammonia with nitrogen oxides to form nitrogen and H₂O selectively.

2. (amended) The catalyst of claim 1, wherein the mole ratio of silica to alumina is from about 15 to about [256] 100 [and the atomic ratio of copper to aluminum is from about 0.25 to about 0.50].

12. (original) The catalyst of claim 2, wherein the catalyst is deposited on a honeycomb substrate.

14. (original) The catalyst of claim 12, wherein the honeycomb substrate comprises a flow through substrate.

15. (original) The catalyst of claim 14, wherein at least a portion of the flow through substrate is coated with CuCHA adapted to reduce oxides of nitrogen contained in a gas stream flowing through the substrate.

Art Unit: 3991

21. An exhaust gas treatment system comprising the catalyst of claim 15 disposed downstream from a diesel engine and an injector that adds a reductant to an exhaust gas stream from the engine.

25. (amended) A catalyst article comprising a honeycomb substrate having a zeolite having the CHA crystal structure deposited on the substrate, the zeolite having a mole ratio of silica to alumina [greater than] from about 15 to about 150, and an atomic ratio of copper to aluminum [exceeding] from about 0.25 to about 1, such that when the catalyst is disposed on a 1 inch diameter X 3 inch long cellular ceramic core having a cell density of 400 cells per square inch and a wall thickness of 6.5 mil at a catalyst loading of 2.4 g/in³ and tested for nitrogen oxides selective catalytic reduction efficiency and selectivity by adding a feed gas mixture of 500 ppm of NO, 500 ppm of NH₃, 10% O₂, 5% H₂O, balanced with N₂ to a steady state reactor containing the catalyst core at a space velocity of 80,000 hr⁻¹ across a 150 °C to 460 °C temperature range, the catalyst exhibits fresh NOx conversion exceeding 60% at 210 °C and upon aging, aged NOx conversion exceeding 60% at 210 °C after aging of the catalyst in the presence of 10% H₂O at 800°C for 50 hours [and containing an amount of free copper exceeding ion-exchanged copper].

31. (amended) An exhaust gas treatment system comprising an exhaust gas stream containing oxides of nitrogen and ammonia and a catalyst in accordance with claim 2 effective to promote reaction of ammonia and nitrogen oxides and exhibiting high catalytic activity over a temperature range of 210 °C to 460 °C after hydrothermal aging in 10% steam at 800 °C for 50 hours [effective for destroying at least a portion of the ammonia in the exhaust gas stream].

39. (new) An ammonia SCR catalyst article comprising a metallic or ceramic substrate having deposited thereon an aluminosilicate zeolite having the CHA crystal structure, the zeolite having a mole ratio of silica to alumina greater than about 15 and less than about 100 and an atomic ratio of copper to aluminum equal to or exceeding

Art Unit: 3991

about 0.25, the zeolite exhibiting higher NO_x conversion at about 210 °C after hydrothermal aging at 850 °C in 10% steam for 6 hours, as compared to Cu Beta zeolite having a silica to alumina ratio of about 35 and a copper to aluminum ratio of about 0.36 and prepared, tested and hydrothermally aged under the same conditions as the zeolite having the CHA crystal structure.

According to col. 1, lines 55-65 of the '662 patent: "Aspects of the invention are directed to zeolites that have the CHA structure (as defined by the International Zeolite association) ... [i]n specific embodiments, novel copper chabazite catalysts are provided" Chabazite has the crystal structure designation "CHA", as is known in the art.

35 USC § 112 Rejections that have been Overcome

The 35 USC 112 first and second paragraph rejections of claims 9-11 and 39-43 set forth in the ACP mailed 11/18/2011 have been overcome by Patent Owner's amendment of the claims filed 12/19/11.

35 USC § 132

1. In the Comments filed 01/18/12, Third Party Requester proposes that the amendment filed 12/19/11 be objected to under 35 U.S.C. 132(a) as introducing new matter into the disclosure.

This proposed objection is not adopted for the reasons that follow.

Art Unit: 3991

Third Party Requester argues that deletion of "ZYT-6" zeolite from col. 4, line 33 of the '662 patent specification is new matter because ZTY-6 is a known zeolite having a CHA crystal structure; and that "[i]t would not be apparent to a person of ordinary skill in the art that the inclusion of ZYT-6, which is a silicoaluminophosphate [SAPO] zeolite, as an example of a zeolite having the CHA structure, was an 'error', as currently alleged by Patent Owner." (Comments of 01/18/11, pp. 3-4). Third Party Requester argues that during prosecution of the '662 patent, Patent Owner acknowledged that the Frache reference (Topics in Catalysis, Vol. 22, Nos. 1 and 2, January 2003, pp. 53-57, hereby made of record) disclosed SAPO-34, but did not argue that SAPO-34 was included in the specification in error or that SAPO-34 was excluded *per se* from the claims (Comments of 01/18/12, p. 4).

This is unpersuasive. As noted on pp. 21-22 of Patent Owner's Remarks filed 12/19/11, citing to ¶7 of the Second Haller Declaration, "[i]t is well known to one of ordinary skill in the art that a SAPO material has a silica to alumina ratio less than one, and certainly less than 15", and thus, the claims of the '662 patent exclude SAPO materials. As noted in ¶7 of the Second Haller Declaration, "I have been informed that the inclusion of ZYT-6 in the '662 patent was an error, which is not significant because the claims of the '662 patent never recited or covered ZYT-6." Accordingly, deletion from the '662 patent specification of the SAPO known as ZYT-6 is not new matter.

35 USC § 314(a)

2. In the Comments filed 01/18/12, Third Party Requester proposes that claims 1-6, 9-25 and 28-55 be rejected under 35 USC 314(a) as enlarging the scope of the claims of the '662 patent.

This proposed rejection is **not adopted** for the reasons that follow.

Third Party Requester argues that amended independent claims 1 and 25 (and their dependent claims 2-6, 9-26, 28-38 and 44-55) broaden original claims 1 and 25, respectively, by amending the silica to alumina mole ratio (SAR) from reciting "greater than about 15" to now recite "from about 15"; and by amending the atomic ratio of copper to aluminum from reciting "exceeding about 0.25" to now recite "from about 0.25" (Comments of 01/18/12, pp. 4-5). Third party requester argues that "[a]lthough the phrase "from about" was used in original dependent claim 2, it is axiomatic that a dependent claim cannot create a greater scope than the claim from which it depends." (Comments of 01/18/12).

These arguments are unpersuasive. Since "greater than about 15" and "from about 15" are modified by "about", there is no discernable difference between the two. There is no evidence showing that the actual numerical value for the lower limit of "greater than about 15" is any different from "from about 15". Likewise, there is no discernable difference between "exceeding about 0.25" and "from about 0.25" due to the word "about". Additionally, the "from about 15" and "from about 0.25" are recited in patented claim 2, which depends from claim 1.

Art Unit: 3991

With respect to claim 39 and its dependent claims 40-43, Third Party Requester argues that new independent claim 39 is based on patented claim 25, which recites "exceeding about 0.25" for the copper to aluminum ratio; and that the range "equal to or exceeding about 0.25" in claim 39 is broader than said "exceeding about 0.25" (Comments of 01/18/12, p. 5).

This is unpersuasive. The zeolite recited in the zeolite article of claim 39 is based on the zeolite in patented claims 1 and 2. As noted above, patented claim 1 recites an atomic ratio of copper to aluminum "exceeding about 0.25", while patented claim 2 recites "from about 0.25 ...". Each of these ranges includes 0.25, and thus the range "equal to or exceeding about 0.25" is supported.

35 USC § 112

The following is a quotation of the first paragraph of 35 U.S.C. 112:

The specification shall contain a written description of the invention, and of the manner and process of making and using it, in such full, clear, concise, and exact terms as to enable any person skilled in the art to which it pertains, or with which it is most nearly connected, to make and use the same and shall set forth the best mode contemplated by the inventor of carrying out his invention.

3. Claims 25, 28, 29 and 39-43 are rejected under 35 U.S.C. 112, first paragraph, as failing to comply with the written description requirement. The claim(s) contains subject matter which was not described in the specification in such a way as to reasonably convey to one skilled in the relevant art that the inventor(s), at the time the application was filed, had possession of the claimed invention.

Art Unit: 3991

This rejection was proposed by Third Party Requester in the Comments filed 01/18/12 and **is adopted** for the reasons that follow.

In claim 25, the recitation “the catalyst exhibits a fresh NO_x conversion exceeding 60% at 210°C and upon aging, aged NO_x conversion exceeding 60% at 210 °C after aging of the catalyst in the presence of 10% H₂O at 800°C for 50 hours” is not supported by the '662 patent. The same applies to dependent claims 28 and 29.

The test recited in claim 25 is based on disposing the catalyst on a 1 inch diameter X 3 inch long cellular ceramic core having a cell density of 400 cells per square inch and a wall thickness of 6.5 mil at a catalyst loading of 2.4 g/in³ and testing for nitrogen oxides selective catalytic reduction efficiency and selectivity by adding a feed gas mixture of 500 ppm of NO, 500 ppm of NH₃, 10% O₂, 5% H₂O, balanced with N₂ to a steady state reactor containing the catalyst core at a space velocity of 80,000 hr⁻¹ across a 150 °C to 460 °C temperature range, and Patent Owner has pointed for support to Example 1 at col. 11, lines 1-19 of the '662 patent (see p. 14 of the Remarks filed 12/19/11). While much of the testing added to claim 25 comes from said Example 1, the ranges exceeding 60% at 210°C for the fresh and aged catalyst subjected to the testing are unsupported.

In addition to Example 1, other inventive examples tested according to the test in claim 25 are Examples 1A, 2-5 and 18. The data for fresh and aged NO_x conversion in Examples 1-5 are shown in Table 1 of the '662 patent, the pertinent portion of which is reproduced below:

Art Unit: 3991

Example	NOx conversion (%)	
	210°C, fresh	210°C, aged
1	75	43
2	62	59
3	74	70
4	76	60
5	50	30

Further, Fig. 1A of the '662 patent shows the NOx conversion data for Example 1A.

According to col. 19, lines 59-60, Example 18 exhibited the same selective catalytic reduction (SCR) performance as Example 3. While col. 19, line 59 states that the SCR data for Example 18 is in Fig. 7, the correct '662 patent figure showing the Example 18 data is Fig. 9 (see col. 4, lines 4-8).

The above data do not support 100% conversion as an upper limit for the fresh and aged conversion at 210°C, and thus, the ranges "exceeding 60% at 210°C" for the fresh and aged conversion are unsupported by the '662 patent. Example 2 meets the 210°C fresh conversion (62%) and comes close to the 210°C aged conversion (59%). Example 3 meets the 210°C fresh (74%) and aged (70%) conversion. Example 4 meets the 210°C fresh conversion (76%) and abuts the 210°C aged conversion (60%).

Accordingly, in order to overcome this 112, first paragraph rejection of claims 25, 28 and 29, it is suggested that in claim 25, the term "the catalyst exhibits a fresh NOx conversion exceeding 60% at 210°C and upon aging, aged NOx conversion exceeding 60% at 210 °C after aging" be changed to "the catalyst exhibits a fresh NOx conversion exceeding 60% up to 74% at 210°C and upon aging, aged NOx conversion exceeding 60% up to 70% at 210°C after aging".

Art Unit: 3991

Additionally in claim 25, the recitation of "a catalyst loading of 2.4 g/in³" is not supported by the '662 patent. The same applies to dependent claims 28 and 29. The 2.4 g/in³ is recited in Example 1 of the '662 patent, but is for the washcoat, not the "catalyst" (see col. 11, lines 4-6). This washcoat includes not only catalyst, but also zirconium acetate binder (see col. 7, lines 55-67 and col. 10, line 60 through col. 11, line 6). It is suggested that "a catalyst loading of 2.4 g/in³" be changed to "a washcoat loading of 2.4 g/in³".

Claim 39 and its dependent claims 40-43 lack adequate written description in the '662 patent since they require a "zeolite exhibiting higher NO_x conversion at about 210 °C after hydrothermal aging at 850°C in 10% steam for 6 hours, as compared to Cu Beta zeolite having a silica to alumina ratio of about 35 and a copper to aluminum ratio of about 0.36 and prepared, tested and hydrothermally aged under the same conditions as the zeolite having CHA crystal structure." There is no such comparative test in the '662 patent specification. The Cu beta zeolite in Comparative Example 11 of the '662 patent was evaluated according to Example 1 (see col. 14, lines 13-14). However, the aging in Example 1 is carried out at 800°C for 50 hours, not 850°C for 6 hours. Furthermore, it is not seen that the Cu Beta catalyst, which was prepared using the method of comparative Example 10 (e.g. 0.1 M copper sulfate solution) was ever prepared in the same manner as any of the copper CHA samples set forth in Table 1 (e.g., Example 3 uses a 1.0 M copper sulfate solution).

Accordingly, in order to overcome this rejection of claims 39-43, it is suggested that claim 39 be rewritten as follows:

Art Unit: 3991

39. (new) An ammonia SCR catalyst article comprising a metallic or ceramic substrate having deposited thereon an aluminosilicate zeolite having the CHA crystal structure, the zeolite having a mole ratio of silica to alumina greater than about 15 and less than about 100 and an atomic ratio of copper to aluminum equal to or exceeding about 0.25, the zeolite exhibiting higher NO_x conversion at about 210°C after hydrothermal aging at 800°C in 10% steam for 50 hours, as compared to Cu Beta zeolite having a silica to alumina ratio of about 35 and a copper to aluminum ratio of about 0.36 and tested and hydrothermally aged under the same conditions as the zeolite having the CHA crystal structure.

Note that the hydrothermal temperature and time have been changed, and the word "prepared" has been removed.

4. In the Comments filed 01/18/12, Third Party Requester proposes that claims 25, 28, 29, 31 and 39-43 be rejected under 35 USC 112, first paragraph, as lacking enablement.

This proposed rejection is **not adopted** for the reasons that follow.

On pp. 6-7 of the Comments filed 01/18/12, Third Party Requester argues that the claims set forth a test that must be conducted; that there are a multitude of aluminosilicates having the CHA crystal structure; that results are unpredictable in the art; that every aluminosilicate zeolite having a CHA structure would need to be tested to determine if it met the proposed conditions set forth in the claims; and that such would be undue experimentation (Comments of 01/18/12, pp. 6-7).

This is unpersuasive. As noted in MPEP 2164.01(a), there are many factors to be considered when determining whether there is sufficient evidence to support a

Art Unit: 3991

determination that a disclosure satisfies the enablement requirement and whether any necessary experimentation is "undue." These factors include:

- (A) The breadth of the claims;
- (B) The nature of the invention;
- (C) The state of the prior art;
- (D) The level of one of ordinary skill;
- (E) The level of predictability in the art;
- (F) The amount of direction provided by the inventor;
- (G) The existence of working examples; and
- (H) The quantity of experimentation needed to make or use the invention

based on the content of the disclosure.

With respect to factor (A), claims 25, 28, 29, 31 and 39-43 are more narrow than the broadest claim, i.e., claim 1 that issued in the '662 patent.

With respect to factor (B), the tests set forth in the claims are related to low temperature stability and hydrothermal stability of the catalyst as used for NH₃ SCR of NO_x. As noted, for example, in the paragraph bridging cols. 1 and 2 of the '662 patent:

One embodiment of the present invention pertains to copper CHA catalysts and their application in exhaust gas systems such as those designed to reduce nitrogen oxides. In specific embodiments, novel copper chabazite catalysts are provided which exhibit improved NH₃ SCR of NO_x. The copper chabazite catalysts made in accordance with one or more embodiments of the present invention provide a catalyst material which exhibits excellent hydrothermal stability and high catalytic activity over a wide temperature range. When compared with other zeolitic catalysts that find application in this field, such as Fe Beta zeolites, copper CHA catalyst materials according to embodiments of the present invention offer improved low temperature activity and hydrothermal stability.

Art Unit: 3991

With respect to factor (C), the prior art already knew, for example, that metal-promoted zeolite catalysts including, among others, iron-promoted and copper-promoted zeolite catalyst, could be used for the SCR of NO_x with NH₃ (see col. 1, lines 30-33; and col. 2, lines 3-8). As noted by Third Party Requester at pp. 1-2 of the request, "the use of copper promoted zeolites for the removal of oxides of nitrogen from gaseous media by selective catalytic reduction with reducing agents, such as ammonia and hydrocarbons, was well known at the time of the priority filing of the '662 Patent."

With respect to factor (D), the level of ordinary skill in the art is high, as evidenced by the art of record.

With respect to factor (E), i.e., the level of predictability, it is again noted that patented claim 1 is broader than claims 25, 28, 29, 31 and 39-43 and sets forth a catalyst comprising a zeolite having the CHA crystal structure and a mole ratio of silica to alumina greater than about 15 and an atomic ratio of copper to aluminum exceeding about 0.25.

With respect to factors (F) and (G), numerous working and comparative examples are provided in the '622 patent. See Examples 1-22 of the '622 patent. Example 1 teaches how to prepare a Cu-CHA catalyst, and sets forth specific testing for conversion and hydrothermal stability.

With respect to factor (H), there is nothing unusual about the tests set forth in the claims. They are merely conventional-type tests that a skilled artisan would perform to evaluate conversion and hydrothermal stability of the catalyst. In fact, similar testing is shown in the Chen and Ishihara references.

Art Unit: 3991

Accordingly, claims 25, 28, 29, 31 and 39-43 are enabled.

The following is a quotation of the second paragraph of 35 U.S.C. 112:

The specification shall conclude with one or more claims particularly pointing out and distinctly claiming the subject matter which the applicant regards as his invention.

5. Claims 25, 28, 29 and 31 are rejected under 35 U.S.C. 112, second paragraph, as being indefinite for failing to particularly point out and distinctly claim the subject matter which applicant regards as the invention.

On pages 7-8 of the Comments filed 01/18/12, Third Party Requester proposes that claims 1-25 and 29-55 be rejected under 35 USC 112, second paragraph. The proposed rejection of claims 1-25, 29, 30 and 32-55 **is not adopted** for the reasons that follow. The proposed rejection of claims 25, 28, 29 and 31 **is adopted** for the reasons that follow. It is noted that Patent Owner proposes rejection of claims 25, 28, 29 and 31 under 35 USC 112, second paragraph, for several reasons, some of which **are adopted** and some of which **are not adopted**, as discussed below.

Proposed 112 second paragraph rejections **not adopted**:

With respect to claims 1-24, 30-36 and 44-55, Third Party Requester argues that in independent claim 1 and dependent claim 31 (as well as dependent claims 2-24, 30, 32-36 and 44-55), it is unclear what "effective to promote" means (Comments of 01/18/12, pp. 7-8). This is unpersuasive. For example, claim 1 recites that "the catalyst [is] effective to promote the reaction of ammonia with nitrogen oxides to form nitrogen and H₂O selectively"; and claim 31, which depends from claim 1, recites "effective to promote reaction of ammonia and nitrogen oxides". The "effective to promote" sets

Art Unit: 3991

forth the use of the catalyst. It is clear from the '662 patent specification that the claimed catalyst improves upon the low temperature activity and hydrothermal stability of catalysts for NH₃ selective catalytic reduction of NO_x (see the Summary of the invention at cols. 1-3 of the '662 patent; and Examples 1-22).

With respect to claim 25 and its dependent claims 28 and 29, Third Party Requester argues the following at pp. 7-8 of the Comments filed 01/18/12:

[A]t lines 4-5, the claim [i.e., claim 25] requires that the catalyst be "disposed on a 1 inch diameter X 3 inch long cellular ceramic core", but there is no indication how the "catalyst" is "disposed". For example, is a coating applied as a slurry and would that slurry contain a binder? Similarly, is "a catalyst loading of 2.4 g/in³" recited at line 6 inclusive of a binder and what "catalyst" is being referred to? At least for these reasons, Requester respectfully submits that newly proposed claim 25, and its dependent claims 28 and 29, if entered, should be rejected as indefinite under 35 U.S.C. § 112, second paragraph.

This is unpersuasive. Claim 25 and its dependent claims encompass the situation where a binder can be present, a slurry is used, and the slurry contains a binder, however, the catalyst (e.g., CuCHA) is deposited at 2.4 g/in³.

With respect to claim 39 and its dependent claims 40-43, Third Party Requester argues the following on p. 8 of the Comments filed 01/18/12:

Proposed amended claim 39 is indefinite. There is no indication as to how the aluminosilicate zeolite would be deposited on the substrate. Would a binder be present or absent? As previously stated, even an inventor of the '662 patent has stated in his First Declaration that NO_x conversion by a zeolite is highly dependent on how the sample was made. See First Moini Decl., ¶15. Moreover, the claim requires that the zeolite exhibit "higher NO_x conversion". The '662 patent, however, is silent as to what "higher" means. There is no definition provided. Accordingly, Requester respectfully submits that proposed amended claim 39 and its dependent claims 40-43, if entered, should be rejected as indefinite under 35 U.S.C. § 112, second paragraph.

Art Unit: 3991

This is unpersuasive. Claims 39-43 encompass all manners in which the aluminosilicate zeolite is deposited on the substrate, including use of a binder. Additionally, the "higher NO_x conversion" in claims 39-43 is definite. It is clear from the '662 patent disclosure that conversion is measured in terms of percent conversion (see, for example, Table 1 of the '662 patent).

Proposed 112 second paragraph rejections **adopted**:

Claim 25 is indefinite because "the catalyst" at line 4 has not been previously defined. The same applies to dependent claims 28 and 29. It is suggested that at line 1 of claim 25, the term "having a zeolite" be changed to "having a catalyst comprising a zeolite".

Claim 31 recites "exhibiting high catalytic activity", but there is no definition of "high catalytic activity" in the '662 patent. It is suggested that the entire phrase "effective to promote reaction of ammonia and nitrogen oxides and exhibiting high catalytic activity over a temperature range of 210°C to 460°C after hydrothermal aging in 10% steam at 800°C for 50 hours" be deleted from claim 31. The phrase is not needed since parent claim 1 recites "the catalyst effective to promote the reaction of ammonia with nitrogen oxides to form nitrogen and H₂O selectively".

The following is a quotation of the fourth paragraph of 35 U.S.C. 112:

Subject to the following paragraph, a claim in dependent form shall contain a reference to a claim previously set forth and then specify a further limitation of the subject matter claimed. A claim in dependent form shall be construed to incorporate by reference all the limitations of the claim to which it refers.

6. Claim 43 is rejected under 35 U.S.C. 112, fourth paragraph, as being a dependent claim that fails to further limit the subject matter of a previous claim.

This rejection was Examiner-initiated in the ACP mailed 11/18/11.

Claim 43 states “[t]he catalyst article of claim 39, wherein the zeolite is resistant to poisoning by long chain hydrocarbons.” According to col. 5, lines 54-57 of the ‘662 patent, “it is believed that the relatively small channel openings of CHA do not permit large molecular hydrocarbons (HCs) typical of diesel fuel to enter and adsorb within the CuCHA structure.” Accordingly, resistance to poisoning by long chain hydrocarbons is an inherent property of a CuCHA catalyst, which does not permit such molecules to enter or adsorb within its structure. The catalyst recited in parent claim 39 is a CuCHA catalyst, in this case a CHA catalyst having a mole ratio of silica to alumina greater than about 15 and an atomic ratio of copper to aluminum equal to or exceeding about 0.25, as well as having improved low temperature NO_x conversion after hydrothermal aging compared to Cu Beta zeolite hydrothermally aged under the same conditions. Thus, claim 43 does not further limit parent claim 39.

Patent Owner argues that claim 43 includes every limitation of claim 39 (Remarks of 12/19/11, p. 25). Patent Owner then argues that the ACP “relies upon a statement in the specification that [it] is ‘believed’ that the small size of aluminosilicate zeolite having the CHA structure inhibits poisoning”; and that “claim 39, which does not include the limitation with respect to HC poisoning could cover a catalyst that is susceptible to poisoning, for example, perhaps a moderate amount of poisoning is

Art Unit: 3991

tolerable, while claim 43 excludes catalysts that are susceptible to poisoning." (Remarks of 12/19/11, p. 26).

These arguments are unpersuasive. Claim 43 includes all the limitations of claim 39 but does not provide any further limitations. There is no evidence in the '662 patent that Cu-CHA aluminosilicate zeolite catalysts are not resistant to poisoning by long chain hydrocarbons, or permit "moderate amount of poisoning" as alleged by Patent Owner. To the contrary, the '662 patent makes it clear at col. 5, lines 54-57 that "it is believed that the relatively small channel openings of CHA do not permit large molecular hydrocarbons (HCs) typical of diesel fuel to enter and adsorb within the CuCHA structure." It is suggested that claim 43 be canceled.

Proposed Prior Art Rejections

Despite the amendment filed 12/19/11, it is clear that Third Party Requester wants to maintain the rejections set forth in the ACP mailed 11/18/11. In particular, at p. 9, line 1, of the Comments filed 01/18/12, it is stated that the rejections set forth in the ACP should be maintained.

7. In the request and on pp. 13-14 of the Comments filed 01/18/12, Third Party Requester proposes that claim 1 be rejected under 35 U.S.C. 103(a) as being unpatentable over Yuen, which incorporates by reference Ritscher.

This proposed rejection is **not adopted** for the reasons that follow.

Yuen teaches a process for the reduction of oxides of nitrogen contained in a gas stream wherein the process comprises contacting the gas stream with a molecular sieve, the molecular sieve having a CHA crystal structure and having a mole ratio of greater than 50 to 1500 of (1) an oxide selected from silicon oxide, germanium oxide or mixtures thereof to (2) an oxide selected from aluminum oxide, iron oxide, titanium oxide, gallium oxide or mixtures thereof (see ¶¶ 0010). The molecular sieve can contain a metal or metal ions within or on it which are capable of catalyzing the reduction of nitrogen oxides (see ¶¶ 0010 and 0033). An example of the metal or metal ions is copper (see ¶¶ 0010 and 0033). With the exception of Yuen's Example 1, which has an estimated silica to alumina mole ratio of 95, the remaining examples in the table at pp. 4-5 of Yuen have a silica to alumina mole ratio outside of the claimed range, however, none of the examples contains copper.

In ¶ 0034, Yuen teaches that Ritscher contains more detailed information as to what is "an effective amount of catalytic copper metal or copper ions" for reducing oxides of nitrogen. Ritscher teaches an example of such a zeolite containing 7.3% copper by weight (see col. 10, lines 28-29). As noted above, Example 3 of Yuen has an actual silica to alumina mole ratio (SAR) of 166. As noted on p. 15 of the request and reproduced below, using 7.3% by weight copper from the example in Ritscher with the CHA of Example 3 of Yuen, which has a SAR of 166, results in a copper to aluminum atomic ratio of 6.39, which is well outside of the claimed range of from about 0.25 to about 1:

Art Unit: 3991

$166 \text{ SiO}_2 : \text{Al}_2\text{O}_3 = (166 \times 60 \text{ g}) + (1 \times 102 \text{ g}) = 10,062 \text{ g zeolite}$, i.e., 10,062 g of zeolite contains 2 moles Al.

Therefore, with 100 g of copper-containing catalyst containing 7.3% by weight copper, the amount of zeolite is $100 - 7.3 = 92.7 \text{ g}$, which contains $(92.7 \text{ g of zeolite}) \times (2 \text{ moles Al}/10,062 \text{ g of zeolite}) = 0.018 \text{ moles Al}$.

For 7.3% by weight of Cu, 100 g catalyst material contain $7.3 \text{ g Cu} = 7.3/63.5 = 0.115 \text{ moles Cu}$.

As a consequence, the Cu/Al atomic ratio is $0.115/0.018 = 6.39$. Even with a silica to alumina ratio of 50, which abuts Yuen's required lower limit of greater than 50, the Cu/Al atomic ratio using 7.3% by weight copper is 1.92, which is outside of the claimed range.

Further, while Yuen teaches a process for the reduction of oxides of nitrogen contained in a gas stream wherein the process comprises contacting the gas stream with its molecular sieve, Yuen is silent concerning selective catalytic reduction using NH_3 , and is silent with respect to low temperature activity and hydrothermal stability. The '662 patent discovered improved low temperature stability and hydrothermal stability during NH_3 selective catalytic reduction of NO_x by using particular Cu-CHA catalysts (see the Background Art and Summary at cols. 1-3 of the '662 patent).

The catalyst used by Ritscher is, for example, a copper-containing ZSM-5-type catalyst (col. 8, lines 49-64 and claim 12). Claim 7 of Ritscher exemplifies the formula for a copper-containing zeolite:



Art Unit: 3991

where "M is at least one carbon [sic, cation]", e.g., an alkali metal cation such as sodium. The copper to aluminum atomic ratio for this formula is 0.8 to 1.0. However, as noted in Kwak et al ("Excellent activity and selectivity of Cu-SSZ-13 in the selective catalytic reduction of NO_x with NH₃," Journal of Catalysis, (2010), 4 pages, which is of record in this reexamination proceeding, "Cu²⁺-exchanged beta zeolite (Cu-beta) has been shown to have excellent activity in the SCR of NO_x with NH₃, and metal-exchanged beta zeolites are generally found to have greater hydrothermal stability than similar ZSM-5 catalysts" (see the first page). The '662 patent already compared the claimed Cu-CHA catalyst with Cu-beta and obtained improved hydrothermal stability with respect to Cu-beta (see comparative Example 11 at col. 14 of the '662 patent).

Even further, as discussed later herein, unexpected results have been demonstrated, and Patent Owner has provided secondary consideration evidence of skepticism, long-felt need and praise.

8. In the request and on pp. 15-21 of the Comments filed 01/18/12, Third Party Requester proposes that claims 1-11 be rejected under 35 U.S.C. 103(a) as being unpatentable over U.S. Patent 6,709,644 to Zones et al, hereafter "Zones", in view of "Copper Ion-Exchanged SAPO-34 as a Thermostable Catalyst for Selective Reduction of NO with C₃H₆," Journal of Catalysis, vol. 169, pp. 93-102, (1997) to Ishihara et al, hereafter "Ishihara", as evidenced by the First Centi Declaration submitted with the request for reexamination.

Art Unit: 3991

9. In the request and on pp. 21-23 of the Comments filed 01/18/12, Third Party Requester proposes that claims 12-25, 28-32 and 39-55 be rejected under 35 U.S.C. 103(a) as being unpatentable over Zones in view of Ishihara, as evidenced by the First Centi Declaration, and further in view of U.S. Patent Application Publication No. 2006/0039843 to Patchett et al, hereafter "Patchett '843".

10. In the request and on p. 23 of the Comments filed 01/18/12, Third Party Requester proposes that claims 33, 34 and 36-38 be rejected under 35 U.S.C. 103(a) as being unpatentable over Zones in view of Ishihara, as evidenced by the First Centi Declaration, and further in view of U.S. Patent Application Publication No. 2005/0031514 to Patchett et al, hereafter "Patchett '514".

11. In the request and on p. 23 of the Comments filed 01/18/12, Third Party Requester proposes that claim 35 be rejected under 35 U.S.C. 103(a) as being unpatentable over Zones in view of Ishihara, as evidenced by the First Centi Declaration, and further in view of U.S. Patent Application Publication No. 2004/0098973 to Tennison et al, hereafter "Tennison".

These proposed rejection Nos. 8-11 **are not adopted** for the reasons that follow.

While Zones teaches at col. 1, lines 61-65 that its CHA zeolite, such as SSZ-62, may contain a metal ion, such as copper, "capable of catalyzing the reduction of oxides of nitrogen", no amount is ever exemplified for such catalysis, and Zones does not teach using its catalyst for ammonia SCR of NOx. As noted by Patent Owner on p. 29 of the Remarks filed 12/19/11 :

Zones '644 was certainly not concerned with the problem solved by the invention of the '662 patent - providing high catalytic activity for low temperature

Art Unit: 3991

ammonia SCR that is maintained after hydrothermal aging. The inventor of Zones '644 himself states this fact. First Zones Decl. ¶¶ 8, 10, 12. Dr. Haller and Dr. Olson also recognized that there was nothing in Zones '644 to suggest that the zeolite in Zones '644 should be used as a starting point. First Olson Decl. ¶¶ 15, 16; First Haller Decl. ¶¶ 19, 20. In addition, Dr. Zones and Dr. Olson observed that the "improved NOx conversion" language in Zones '644 was in many Chevron patents. First Olson Decl. ¶ 17; First Zones Decl. ¶ 9. Furthermore, a statement in the literature from one of the Requester's Declarants, Dr. Centi, noted the "complexity of the problem" and that as of 2010, despite 1270 studies that had been conducted from 1999-2009, there was "limited transferability" to the development of improved catalysts [see First Olsen Decl. ¶ 7, citing to Exhibit C thereof: Centi et al., Environmental Catalysis Over Zeolites, in Zeolites and Catalysis, Vol. 1, (2010)]. Interestingly, the Requesters do not point to any of these 1270 studies as involving an aluminosilicate zeolite with the CHA crystal structure. See *In re Oelrich*, 579 F.2d 86, 91 (C.C.P.A. 1978) ("Even though the words of the Oelrich patent implied that sub-critical operation was feasible, it was never, in fact, considered when a concrete problem requiring such operation was actually presented to two persons of ordinary skill in the art, both intimately familiar with the Oelrich patent. The actions of those skilled in the art reflected by this record indicate that the speculative statements in the Oelrich patent were recognized as such and ignored by those working in the art. The opinions of two other experts are in accord.") More interesting is the only study in this matter pertaining to NO reduction and Cu-CHA aluminosilicate zeolites observed that these materials were inactive for NO conversion.

The study that is referred to in the last sentence of this citation is that of Dedecek et al, "Effect of framework charge density on catalytic activity of copper loaded molecular sieves of chabazite structure in nitrogen (II) oxide decomposition," Collect. Czech. Commun., Vol. 65, 2000, pp. 343-351 (which is of record, and hereafter "Dedecek 2"). Unlike Zones which states at col. 1, lines 61-65 that its CHA zeolite may contain a metal ion, such as copper, "capable of catalyzing the reduction of oxides of nitrogen", Dedecek 2 presents experimental results of such catalysis and found that its aluminosilicate Cu-chabazite was inactive for the decomposition of NO (see p. 346 and Table II at p. 348).

Art Unit: 3991

Zones does not teach a copper concentration when its zeolite is used for "reduction of oxides of nitrogen". The concentration taught at col. 5, line 28 of Zones is under the heading "Condensation of Alcohols" (see col. 5, line 17). While the proposed rejection cites Ishihara for copper concentration, Ishihara's catalyst is SAPO, not an aluminosilicate such as the SSZ-62 material in Zones (see col. 1, lines 18-23 of Zones). As noted by Patent Owner on p. 21 of the Remarks filed 12/19/11, "[i]t is well known to a person of ordinary skill in the art that a SAPO material has a silica to alumina ratio less than one, and certainly well below 15. See Second Haller Decl. ¶ 7." As further noted by Patent Owner on p. 32 of the Remarks filed 12/19/11:

Further **factual evidence** is provided to outline the differences between SAPO materials and aluminosilicate zeolites. These differences include differences in acidity and the presence of Bronsted acid sites, factors Ishihara considers important to the hydrocarbon SCR reaction. See Second Olson Decl. ¶¶ 12, 13. Dr. Haller also addresses the differences in acidity between SAPO-34 and aluminosilicate zeolites with the CHA structure, with reference to scientific literature. Second Haller Decl. ¶ 9. Dr. Haller concludes that because of these differences, it would be difficult to predict any similarity in behavior between the Cu-SAPO-34 and the Cu-aluminosilicate zeolite claimed in the '662 patent. *Id.* Adding to the unpredictability is the fact that raising the silica to alumina ratio in an aluminosilicate zeolite decreases the acid sites, while the behavior in SAPO-34 is the opposite. *Id.* ¶¶ 9, 10. These factual differences cannot be ignored in favor of erroneous opinion testimony. Dr. Zones, an inventor of Zones '644 and an inventor of numerous aluminosilicate zeolite structures also gives detailed reasons such as the presence of silica islands in SAPO materials and the bonding structure. Dr. Zones concludes that it is an "oversimplification to extend concepts about one zeolitic structure to another of differing composition or structure without significant additional experimental work." Second Zones Dec. ¶¶ 8-11.

Further, the '662 patent provides evidence that when copper is not present in the claimed CHA, the material is not hydrothermally stable. Note that the material prepared by Zones in Examples 1 and 3 does not contain copper. In Example 22 bridging cols.

Art Unit: 3991

20-21 of the '662 patent, "CHA" (no copper) and "aged CHA" (no copper) are compared with Cu/CHA and aged Cu/CHA (see also Tables 5 and 6 and Fig. 12 of the '662 patent). Fig. 12 shows the ^{27}Al MAS NMR spectra for "CHA" (no copper) and "aged CHA" (no copper), "Example 22" (i.e., Cu/CHA) and "Example 22A" (i.e., aged Cu/CHA). The CHA material in these examples is from Example 2 of the '662 patent, which has a SAR of 30 (see col. 11, line 40 and col. 20, line 34). As seen in Fig. 12 and discussed at col. 21, lines 34-63, the Cu/CHA undergoes "much less de-alumination upon aging than the CHA sample" containing no copper. This is important because as is well known in the prior art, and as noted by Third Party Requester (Johnson Matthey) in, for example, US Patent 7,264,785 (hereby made of record) at col. 7, lines 55-62: "zeolite-based catalysts can have stability problems when exposed to high temperatures in the presence of water vapour. At exposure temperatures above 600°C., in a high water content process stream, zeolites tend to deactivate by de-alumination whereby Al^{3+} ion in the $\text{SiO}_2 - \text{Al}_2\text{O}_3$ framework migrates out of the structure. This leads to permanent deactivation and, in extreme cases, collapse of the crystalline structure." There is no prior art of record that predicts the hydrothermal stability of the claimed Cu/CHA catalysts.

Further, ¶¶ 15-18 of the Second Moini Declaration show the NO_x and NH_3 conversion for a H^+ -CHA sample. The silica to alumina mole ratio is not provided in the declaration. The Second Moini Declaration shows that the catalyst exhibited no fresh NO_x conversion until about 475°C. According to ¶ 18 of the Second Moini Declaration: "As the catalyst exhibited no fresh NO_x conversion in the temperature range of interest,

Art Unit: 3991

the sample was not aged and tested, as doing so would be pointless. The excellent fresh and aged performance of the catalyst claimed in the '662 patent is quite unexpected in comparison to these results."

Even further, as discussed later herein, additional unexpected results have been demonstrated, and Patent Owner has provided secondary consideration evidence of skepticism, long-felt need and praise.

None of the First Centi Declaration, Patchett '843, Patchett '514 or Tennison solves the deficiencies of Zones and Ishihara.

12. In the request and on pp. 23-26 of the Comments filed 01/18/12, Third Party Requester proposes that claims 1-11 be rejected under 35 U.S.C. 103(a) as being unpatentable over Dedecek et al, "Siting of the Cu⁺ ions in dehydrated ion exchanged synthetic and natural chabasites: a Cu⁺ photoluminescence study," Microporous and Mesoporous Materials, vol. 32, pp. 63-74, (1999), hereafter "Dedecek", in view of Chung et al, "Effect of Si/Al ratio of Mordenite and ZSM-5 type Zeolite Catalysts on Hydrothermal Stability for NO Reduction by Hydrocarbons," Studies in Surface Science Catalysis, vol. 130, pp. 1511-1516, (2000), hereafter "Chung".

13. In the request and on pp. 26-27 of the Comments filed 01/18/12, Third Party Requester proposes that claims 12-25, 28-32 and 39-55 be rejected under 35 U.S.C. 103(a) as being unpatentable over Dedecek in view of Chung, and further in view Patchett '843.

Art Unit: 3991

14. In the request and on p. 28 of the Comments filed 01/18/12, Third Party Requester proposes that claims 33, 34 and 36-38 be rejected under 35 U.S.C. 103(a) as being unpatentable over Dedecek in view of Chung, and further in view of Patchett '514.

15. In the request and on p. 28 of the Comments filed 01/18/12, Third Party Requester proposes that claim 35 be rejected under 35 U.S.C. 103(a) as being unpatentable over Dedecek in view of Chung, and further in view of Tennison.

These proposed rejection Nos. 12-15 are not adopted for the reasons that follow.

Dedecek teaches that zeolites containing Cu ions attract attention owing to their high catalytic activity in NO and N₂O decomposition and selective catalytic reduction of NO with ammonia (see p. 63). However, Dedecek never tests the catalytic activity of the natural and synthetic Cu-CHA taught therein. In fact, Dedecek 2 prepared the same synthetic Cu-CHA material as in Dedecek (compare the Experimental section at p. 64 of Dedecek with the Experimental section at p. 344 of Dedecek 2), and Dedecek 2 found that the catalyst was inactive for NO decomposition (see p. 344 and 346 of Dedecek 2).

As noted in the Office action mailed 11/16/10 and the ACP mailed 11/18/11, Dedecek's natural and synthetic CHA materials have silica to alumina mole ratios of 6.2 and 5.4, respectively, which are well below the claimed mole ratio. While Chung has been cited for the proposition that a higher silica to alumina mole ratio leads to stronger hydrothermal stability, Chung never examined CHA catalysts, but rather dealt with ZSM-

Art Unit: 3991

5 and mordenite (MOR) zeolites. As noted by Patent Owner at pp. 40-41 of the Remarks filed 12/19/11:

The zeolite art, and especially catalysis with zeolites, is a highly unpredictable area of research. This had been presumably established in the Patent Owner's First response and accompanying declarations of Drs. Haller, Olson and Zones. These experts in the field provide further factual reasons for this unpredictability. Second Haller Decl. ¶ 15; Second Olson Decl. ¶¶ 15-18; Second Zones Decl. ¶¶ 12-14. In particular, Dr. Olson further explains in his Second Declaration that there are far too many differences between MOR and ZSM-5 framework types disclosed in Chung and the CHA framework type in Dedecek to predict the behavior of metal cations and catalytic behavior of a metal loaded CHA zeolite. Second Olson Decl. ¶ 15. Dr. Olson points out the error in relying on the teachings of Chung to teach loading of copper metal on the CHA zeolite of Dedecek. *Id.* ¶ 16. As explained by Dr. Olson, current research shows that the Cu²⁺ active sites for selective catalytic reduction by ammonia are present in Cu-SSZ-13, but not in Cu-ZSM5. *Id.* ¶ 17. This is attributed to the different structural characteristics of the ZSM-5 framework and the CHA framework. *Id.* Dr. Olson concludes there [sic] a lack of predictability of catalytic performance in going from one structure to another, especially when the goal is to provide a catalyst having the properties of the '662 patent. *Id.* ¶ 18. Dr. Haller makes similar observations, and notes that it has been long understood that metal ions interact very differently in different zeolite structure types. Second Haller Decl. ¶ 15. Dr. Haller observes that the ZSM-5 structure favored dimeric copper, while Cu-CHA favored the Cu²⁺ species, which is important in determining the type of reaction that will be promoted by the Cu-zeolite. Dr. Zones reiterates the same unpredictability with detailed factual reasoning. Second Zones Decl. ¶¶ 12-14.

Chung is relied upon for the teaching that Chung teaches that increasing the silica to alumina ratio improves hydrothermal stability of ZSM-5 zeolites. However, as Dr. Zones explains, increasing the silica to alumina ratio in a zeolite results in highly unpredictable behavior, which is subject to active debate in the zeolite research community. Second Zones Decl. ¶ 12. The teachings of Chung with regard to silica to alumina ratio cannot be extended to a different framework type zeolite in Dedecek because there would be no expectation of predictable catalytic behavior. *Id.*; Second Haller Decl. ¶ 15; Second Olson Decl. ¶¶ 15-17. Accordingly, it is clear that there could be no expectation of success in combining the teachings of Dedecek with Chung.

Art Unit: 3991

Additionally, unexpected results have been demonstrated. ¶¶ 5-11 of the Second Moini Declaration prepared the synthetic Cu-CHA of Dedecek and obtained a naturally occurring Cu-CHA that is representative of the one used in Dedecek. As noted by Patent Owner on p. 46 of the Remarks filed 12/19/11: "Both samples exhibited nearly zero NOx conversion [when tested for selective catalytic reduction using NH₃ as a reductant] across the entire range after aging, and Dr. Moini finds the excellent results of the claimed invention unexpected in view of this data. Second Moini Decl. ¶¶ 12, 14."

None of Patchett '843, Patchett '514 or Tennison solves the deficiencies of Dedecek and Chung.

Further evidence of unexpected results and secondary considerations with respect to all rejections based on Yuen, Zones/Ishihara and Dedecek/Chen:

Examples representative of the claimed invention are the following examples in the '662 patent: Example 2 – Cu/Al 0.33; Example 3 – Cu/Al 0.38; Example 4 – Cu/Al 0.44; Example 1A – Cu/Al 0.4. Each of these examples has a silica to alumina mole ratio of 30 (see for example, col. 11, line 40). Also representative of the claimed invention are Samples 2 to 4 in ¶ 25 of the Second Moini Declaration. These samples have a silica to alumina mole ratio of 18.2, 24.2 and 49.2, respectively, and a Cu/Al atomic ratio of 0.25, 0.27 and 0.32, respectively. The comparative data are Examples 10 and 11 of the '662 patent, which use Cu-Y and Cu-beta instead of Cu-CHA, and Sample 1 in ¶ 25 of the Second Moini Declaration, which is Cu-CHA outside of the

Art Unit: 3991

claimed Cu-CHA and having a silica to alumina mole ratio of 14.4 and a Cu/Al atomic ratio of 0.24.

The Cu-beta is a fair comparison because it was representative of the state of the art for NO_x SCR activity. Indeed, as noted on the first page of the Kwak et al reference, Cu-beta has "excellent activity in SCR of NO_x with NH₃, and metal-exchanged beta zeolites are generally found to have greater hydrothermal stability than similar ZSM-5 catalysts." The data in Table 1 of the '662 patent show "improved hydrothermal stability compared with other types of zeolite materials [i.e., the Cu-beta and Cu-Y]." (See col. 14, lines 52-57 of the '662 patent). Likewise, ¶ 25 of the Second Moini Declaration notes that aged NO_x conversion for Sample 1 was unacceptably low in comparison with said Samples 2-4.

Another example of the claimed invention is the Cu-CHA material having a SAR of 30 and a Cu/Al ratio of 0.45, which was provided to Ford Motor Company (see the First and Second Ravindran Declarations). In particular, the Ford results are presented in Cavataio et al, "Enhanced Durability of a Cu/Zeolite Based SCR Catalyst," SAE Int. J. Fuels Lubr., Vol. 1, Issue 1, pp. 477-487 (hereafter "Cavataio"), which is of record in the reexamination proceeding. Cavataio tested the Cu-CHA in comparison with "Best in class SCR catalyst formulations" from 2005 and 2006 and notes the following: "In past years, no reported Cu/zeolite SCR formulation was able to yield stable low temperature NO_x performance after exposure to hydrothermal conditions consisting of 1 hour at 950° C. Within the last year, a remarkable Cu/zeolite SCR formulation was identified with high NO_x conversion in the 200° C - 350° C temperature range."

Art Unit: 3991

Further, as noted by Patent Owner in each of the Remarks filed 06/29/11 and 12/19/11, there has been skepticism, long-felt need and praise.

With respect to skepticism, p. 50 of the Remarks filed 06/29/11 notes the following:

The attached Roth Declaration[s i.e., the First and Second Roth Declaration] show[] that prior to the present invention, there was skepticism by experts that Cu-zeolites could be used to remediate NOx in diesel engines. In 2005, Dr. Roth, in his capacity as research group leader for NOx control catalysts at Engelhard Corporation (the predecessor in interest to the assignee of the instant application) attempted to secure a Department of Energy (DOE) funding for a proposal to study Cu-zeolites for SCR of NOx. However, the experts at the DOE concluded that Cu-exchanged zeolites lack the hydrothermal stability needed to be commercially viable for SCR of NOx with ammonia for diesel engines. See, [First] Roth Declaration, ¶ 4. In fact, Dr. Roth was told that several reviewers and the DOE grant manager felt Cu zeolites were far too unstable to be commercially feasible. See, [First] Roth Declaration, ¶ 5. The DOE further stated that "several other investigators who are presumable experts in the area" were equally skeptical about the prospects of using Cu zeolites for SCR of NOx in diesel engines. See, [First] Roth Declaration, ¶ 6. Such expressions of skepticism and disbelief by experts is strong evidence of non-obviousness. See *Environmental Designs, Ltd. v. Union Oil Co.*, 713 F. 2d 693,698 (Fed. Cir. 1983), *cert. denied*, 464 U.S. 1043 (1984) ("Expressions of disbelief by experts constitute strong evidence of nonobviousness. *United States v. Adams*, 383 U.S. 39, 52, 15 L. Ed. 2d 572, 86 S. Ct. 708 (1966).").

With respect to long-felt need, pp. 47-48 of the Remarks filed 12/19/11 note the following:

The First and Second Roth Declarations also establish long-felt need. As early as 1990-92, as recognized in the publications of Dr. Centi, there was a strong interest in Cu-zeolites. See Second Roth Decl. ¶14. Dr. Centi recognized the continued problem and long-held view that Cu-zeolites lacked hydrothermal stability in 1995, and again in 2009. *Id.* ¶¶ 13, 16. This echoes the views held by the DOE reviewers as of 2005. A need that existed for at least 15 years, and more likely 20 years or longer, that was solved by the present invention undoubtedly satisfies the "length"

Art Unit: 3991

requirement in the long-felt need analysis. The '662 invention satisfied the need. Second Roth Decl. ¶ 32.

With respect to praise, p. 48 of the Remarks filed 12/19/11 notes the following:

The Ford Motor Company paper deemed Patent Owner's catalyst as "remarkable" and exhibited properties not previously possible with Cu-Zeolites. First Haller Decl. ¶ 32. The Second Ravindran Declaration now clearly shows the material tested by Ford in their publication is in accordance with the claimed invention. DOE researchers have deemed the performance of the catalyst of the '662 invention as having "superior activity and selectivity." Second Roth Decl. ¶ 33. More recent literature continues heaping praise on the material of the '662 patent, observing the "stunning temperature stability under SCR conditions." *Id.* ¶ 34.

- Stunning
- Remarkable
- Superior

These glowing reviews from the literature must be considered. See *In re Piasecki*, 745 F.2d at 1474 ("These contemporaneous documents are further objective indicia and are entitled to be fairly considered."); *Applied Materials, Inc. v. Advanced Semiconductor Materials America, Inc.*, 98 F.3d 1563 (Fed.Cir. 1996) ("Witnesses described the "skepticism," "misgivings," and "disbelief" in the industry when Applied Materials achieved these superior results with a radiant heating process. The district court was required to consider this evidence along with the other evidence in determining whether, on the totality of the evidence, invalidity on the ground of obviousness had been proved by clear and convincing evidence.")

Finally, Patent Owner submits that other than the Dedecek 2 study in 2000 that showed the failure of aluminosilicate zeolites having the CHA structure for NO reduction, there was virtually no research or literature on use of the materials of the '662 patent for NO reduction. Dr. Haller observes this fact in his Second Declaration at paragraph 32. Since the publication of the '662 patent, there is a large and growing number of studies on this stunning material. Even the DOE, who in 2005 would not fund a study on Cu-zeolites, is funding many of these studies.

Response to Arguments

Third Party Requester's arguments filed January 18, 2012 have been fully considered but they are not persuasive.

Third Party Requester's general arguments are unpersuasive:

Third Party Requester argues that Patent Owner has cited *In re Papesch* for the proposition that a compound and all its properties are inseparable, but that the instant claims are "incredibly broad" (Remarks of 01/18/12, p. 9). In particular, Third Party Requester argues that "Patent Owner asserts that the allegedly unique features of the claims, such as high conversion at low temperatures, maintenance of high conversion at low temperatures after hydrothermal aging, low generation of N₂O and low susceptibility to poisoning hydrocarbons", but "has not shown that the claims of the '662 patent are even close to commensurate in scope with such alleged unique features, let alone that a person of ordinary skill in the art would not have had a reasonable expectation of successfully obtaining said features." (Comments of 01/18/12, p. 9).

This is unpersuasive. Patent Owner's showings with respect to low temperature conversion and hydrothermal stability, which are discussed above, are commensurate in scope with the instant claims and unexpected in view of the prior art of record. As noted above, Patent Owner has tested the Cu-CHA materials of Dedecek or an equivalent thereof, compared Cu-containing CHA with CHA containing no Cu, run comparative tests using conventional zeolite catalyst such as Cu-beta and Cu-Y, and has presented data for SAR of 30 with Cu/Al ratio of 0.33, 0.38, 0.4 and 0.44; and

Art Unit: 3991

presented data with samples having a SAR of 18.2, 24.2 and 49.2 with a Cu/Al of 0.25, 0.27 and 0.32, respectively.

Third Party Requester argues that no claim is directed to a catalyst that has been aged; and that the '662 patent considers hydrothermal stability to be a relatively broad concept at col. 18, lines 20-25, which recites hydrothermal aging at 750°C and based on a plurality of aging conditions described in the '662 patent (Comments of 01/18/12, p. 10).

This is unpersuasive. A compound and its properties are inseparable, and, as discussed above, Patent Owner has shown unexpected results with respect to hydrothermal stability after aging of the claimed catalyst. As taught at col. 5, lines 12-16, "[i]n one or more embodiments, hydrothermal aging refers to exposure of catalysts to a temperature of about 800 °C. in a high water vapor environments [sic] of about 10% or more, for at least about 5 to about 25 hours, and in specific embodiments, up to about 50 hours." In Examples 1, 1A, 2-11 and 18 the hydrothermal aging is in the presence of 10% water at 800°C for 50 hours (see col. 11, lines 14-16, 33 and 53; col. 12, lines 2, 17, 27, 43-45 and 67; col. 13, lines 7 and 42; col. 14, lines 8 and 14; and col. 19, line 57). In Example 15, the hydrothermal aging is in the presence of 10% water at 750°C for 25 hours (see col. 18, lines 20-22). In Examples 16 and 17, the hydrothermal aging is in the presence of 10% water at 850°C for 6 hours (see col. 19, lines 7-12 and 34). In Example 22, the hydrothermal aging is in the presence of 10% water at 800°C for 48 hours (see col. 20, lines 34-36).

Art Unit: 3991

Third Party Requester argues that Patent Owner's assertion that CHA zeolitic technology is a very unpredictable art is flawed and that a reasonable expectation of success is required, not absolute predictability (Comments of 01/18/12, p. 10). In particular, at pp. 10-11 of the Comments filed 01/18/12, Third Party Requester argues the following:

Commenting on Ishihara, Dr. Zones and Dr. Haller assert that because of the potential differences between the acid sites in SAPOs and aluminosilicates, it is an oversimplification to extend concepts about one zeolitic structure to another of differing composition or structure without significant additional experimental work being conducted. Second Zones Decl., ¶¶8-11; Second Haller Decl., ¶¶8-10. First and foremost, this assertion ignores the fact that Zones describes an aluminosilicate having a CHA structure with the claim recited SAR, let alone teaching and claiming its use in the reduction of oxides of nitrogen. Moreover, as Dr. Lercher opines, the differences between the acid exchange sites of Cu-exchanged SAPO-34 and SSZ-62 would not have a significant impact on the performance in ammonia SCR, but instead, the concentration of exchanged copper would have been expected to control activity and selectivity in ammonia SCR. Lercher Decl. (E), ¶5. Dr. Strehlau concurs with the opinion of Dr. Lercher and points to factual evidence that Cu-exchanged SAPO-34 and SSZ-13 show comparable NO_x activities (at least when fresh), although their acid exchange sites may differ. Strehlau Decl. (F), ¶4. This clearly suggests that a person of ordinary skill would have expected the amount of exchanged copper to have a more significant impact on the reduction of oxides of nitrogen than the difference in acid sites of SAPO-34 and SSZ-62. Id. Dr. Lercher supports this position when he opines that a person of ordinary skill seeking to reduce oxides of nitrogen would attempt to maximize exchange capacity. Lercher Decl. (E), ¶7. Moreover, as pointed out by Dr. Lercher, even Ishihara recognizes the significance of maximizing exchange capacity. Id. at ¶¶5.

Dr. Zones also asserts that because of the alleged unpredictable nature of metal location in the framework, the result of metal exchange into various zeolite structures must be determined case-by-case and requires further experimentation and then alleges the results using SSZ-62 disclosed in his own prior art patent, Zones, were unpredictable.² Second Zones Decl., ¶¶12-14. One can only assume that Dr. Zones means that the exact numbers with a copper exchanged SSZ-62 could not be determined without further experimentation, as Zones actually claims the process of reducing oxides of nitrogen with the aluminosilicate SSZ-62 having a CHA crystal structure and specifically claims copper as one of two metals that may be used. Moreover, Dr. Zones' reference

Art Unit: 3991

to the differences in metal location in the framework is not a relevant differentiating factor here as the Patent Owner has not presented claims limited to aluminosilicate zeolites having a certain metal location within the CHA framework. Both Zones and Ishihara provide zeolites with a CHA structure. The lack of relevance of Dr. Zones' reference to the nature of "metal location in the framework" is further highlighted by Dr. Lercher's opinion that a person of ordinary skill in the art would have sought to maximize the amount of exchanged copper on the SSZ-62 of Zones to maximize the reduction of oxides of nitrogen. Lercher Decl. (E), ¶¶5-8. See also Strehlau Decl. (F), ¶4.

These arguments and the Lercher and Strehlau Declarations are unpersuasive. The catalysis art is notoriously unpredictable. The unpredictability in the art is evidenced, for example, by the fact that, as noted above, unlike Zones which states at col. 1, lines 61, lines 65 that its CHA zeolite may contain a metal ion, such as copper, "capable of catalyzing the reduction of oxides of nitrogen", the Dedecek 2 reference presents experimental results of such catalysis and found that its Cu-CHA was inactive for the decomposition of NO (see p. 346 and Table II at p. 348). Likewise, when referring to zeolites containing Cu, such as Cu-ZSM-5, the Dedecek reference teaches that such catalysts attract attention owing to their high catalytic activity in NO and N₂O decomposition and selective catalytic reduction of NO with ammonia (see p. 63). However, as seen in ¶¶7-14 of the Second Moini Declaration, Dedecek's Cu-CHA catalysts were useless for selective catalytic reduction of NO_x with ammonia because they either did not survive hydrothermal aging or showed extremely poor fresh and aged conversion.

Third Party Requester, citing the Second Centi Declaration and the Lercher Declaration, argues that SCR NO_x conversion with a propene reductant, as in Ishihara, provides a reasonable expectation of success with an ammonia reductant (Comments

Art Unit: 3991

of 01/18/12, p. 12). Third Party Requester further argues that "Zones discloses a CHA aluminosilicate having SAR of 22 or 30 that would be expected to exhibit excellent hydrothermal stability"; that "Dr. Haller's assertion [in the Second Haller Declaration] based on comparison of NOx conversion data in Figs. 3 and 5 of Ishihara is not justified; that the Korhonen publication (Chem. Commun., (2011), Vol. 47, pp. 800-802 [of record in the reexamination proceeding]) does not provide any evidence of the reasonable expectation of a person of ordinary skill at the priority of the '662 patent"; and that "a person of ordinary skill seeing NOx conversion with propene at a relatively low temperature, such as described in Ishihara, would have a reasonable expectation before the priority filing of the '662 patent that NOx conversion with ammonia would have likely trended higher than propene at those lower temperatures." (Comments of 01/18/12, pp. 12-13).

These arguments are unpersuasive. Zones never prepares the Cu-containing form of its CHA catalyst and is silent concerning hydrothermal stability. As discussed above, in Example 22 bridging cols. 20-21 of the '662 patent, "CHA" (no copper) and "aged CHA" (no copper) are compared with Cu/CHA and aged Cu/CHA (see also Tables 5 and 6 and Fig. 12 of the '662 patent). The CHA in example 22 is the CHA from Example 2, which has a SAR of 30 (see col. 11, line 40 and col. 20, line 33). As seen in Fig. 12 and discussed at col. 21, lines 34-63 of the '662 patent, the Cu/CHA undergoes "much less de-alumination upon aging than the CHA sample" containing no copper. This is important because as noted above, Third Party Requester (Johnson Matthey) in, for example, US Patent 7,264,785 teaches at col. 7, lines 55-62 that "zeolite-based

Art Unit: 3991

catalysts can have stability problems when exposed to high temperatures in the presence of water vapour. At exposure temperatures above 600°C., in a high water content process stream, zeolites tend to deactivate by de-alumination whereby Al³⁺ ion in the SiO₂ – Al₂O₃ framework migrates out of the structure. This leads to permanent deactivation and, in extreme cases, collapse of the crystalline structure.”

While the SAPO material of Ishihara is CHA, it is not CHA as here claimed. As noted above, SAPO has a silica to alumina mole ratio less than one. Note in Ishihara's Figs. 1, 2 and 5 that NO conversion into N₂ for the Cu-SAPO-34 material using propene as a reductant and at low temperature (200°C, 473°K) is below 10%. In Ishihara's Fig. 3, the low temperature (200°C, 473°K) conversion for the Cu-SAPO-34 material using propene, propane or methane as a reductant is nearly zero. Ishihara's Fig. 8 shows the effects after hydrothermal aging at 973°K (700°C), for 5 hours in an atmosphere containing 15 vol% water. In particular, Fig. 8 shows that the NO conversion into N₂ for Cu-SAPO-34 using propene as a reductant and at low temperature (200°C, 473°K) is nearly zero.

Further, at pp. 33-36 of the Remarks filed 12/19/11, Patent Owner cites to Third Party Requester's application Serial No.12/497,707 (US Patent Application Publication 2010/0290963, hereby made of record), cites to the Korhonen publication, and argues that hydrocarbon SCR does not predict ammonia SCR:

Requester again advances a faulty assumption based solely on opinion testimony of the Requester's declarants that there is predictability among different reductants. However, Dr. Haller provided evidence with reference to the scientific literature that this is contrary to the Requester's assumption. First Haller Decl. ¶ 9. Patent Owner submits further evidence to show that the Requester's opinion that hydrocarbon SCR can predict ammonia SCR is flawed. The

Art Unit: 3991

chemical nature of hydrocarbon and ammonia reductants is different, and their ability to sustain combustion is different. Second Haller Decl. ¶ 11.

Moreover, the Requester's reliance on literature proves the point that there is no predictability even between different hydrocarbon reductants. The ACP at page 65 cites the Requester's comments that Figure 3 of Ishihara shows almost 60% conversion with a propene reductant between 300 and 625 °C. Conveniently, this ignores three key facts (1) the study is on a fresh, not aged material; (2) the reductant is propene, not ammonia, and (3) most important, the conversion is ZERO at 200 °C and below 20% at 250 °C. See Second Haller Decl. ¶11.

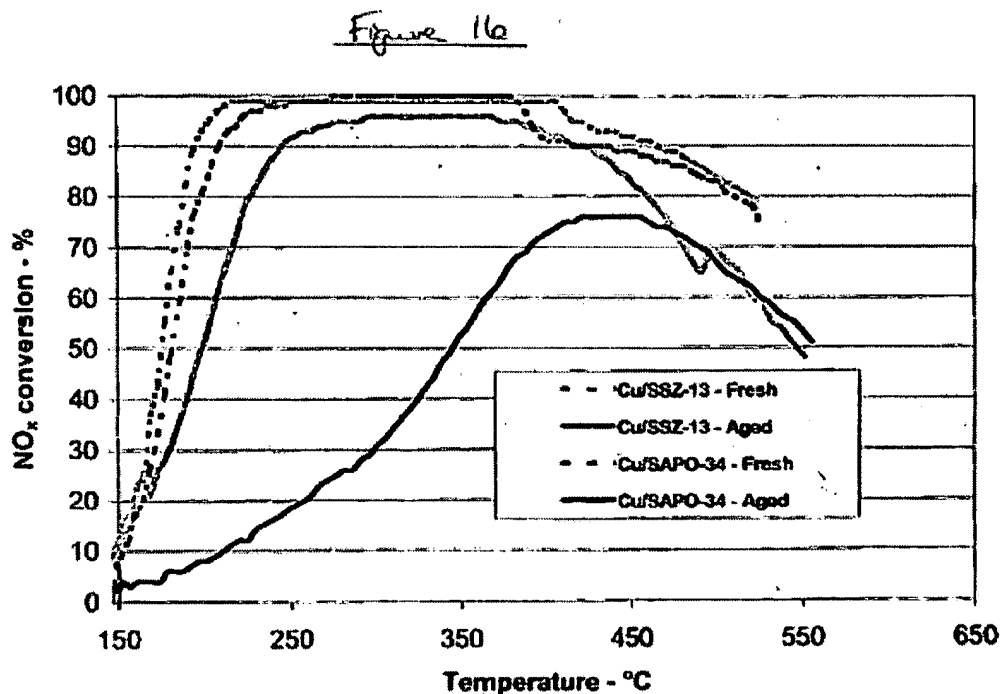
The ACP at page 60 inexplicably resorts to Patent Owner's U.S. Patent Publication 2009/0196812 "solely to rebut Patent Owner's argument." This information has no bearing on an obviousness analysis and what the prior art would have taught or suggested. This ignores long-standing law that obviousness must be determined based on references available in the prior art **at the time of the invention's filing**. See 35 U.S.C. § 103 (stating obviousness must be assessed "at the time the invention was made"); *Interconnect Planning Corp. v. Fell*, 774 F.2d 1132, 1138 (Fed. Cir. 1985) ("[t]he invention must be viewed not with the blueprint drawn by the inventor, but in the state of the art that existed at that time").

However, the Federal Circuit has consistently held that every property of a compound in a patent does not have to be fully appreciated by the filing date of the patent application to demonstrate nonobviousness. *Genetics Inst., LLC v. Novartis Vaccines and Diagnostics, Inc.*, 655 F.3d 1291, 1307 (Fed. Cir. 2011); See also *Knoll Pharm. Co. v. Teva Pharms. USA, Inc.*, 367 F.3d 1381, 1385 (Fed.Cir.2004) ("There is no requirement that an invention's properties and advantages were fully known before the patent application was filed, or that the patent application contains all of the work done in studying the invention, in order for that work to be introduced into evidence in response to litigation attack."). Thus it is permissible to use evidence of unexpected results even when the evidence is obtained after the patent's filing or issue date. *Id.* ("Evidence [of unexpected results] developed after the patent grant is not excluded from consideration, for understanding of the full range of an invention is not always achieved at the time of filing the patent application."); *In re Khelghatian*, 364 F.2d 870, 876 (C.C.P.A. 1966) (holding the claimed invention nonobvious in view of post-filing evidence of an unexpected property not disclosed in the specification, while noting that the evidence "[wa]s directed to that which 'would inherently flow' from what was originally disclosed") (quoting *In re Zenitz*, 52 CCPA 746, 333 F.2d 924, 927 (1964)); see also *Eli Lilly & Co. v. Zenith Goldline Pharms., Inc.*, 471 F.3d 1369, 1378 (Fed.Cir.2006) ("This court will not ignore a relevant property of a compound in the obviousness calculus.") Accordingly, what should

Art Unit: 3991

be considered to demonstrate the unexpected nature of the present invention is recent literature and patent publications.")

A published patent application of the Requester demonstrates the unpredictability of drawing conclusions from one reductant type and applying the conclusion to a different reductant type. Dr. Haller's Second Declaration at paragraph 12 observes that Requester's own United States Patent Application publication US2010/0290963 (United States Application Serial No. 12/597,707; ("the '707 application"), provides a direct comparison of Cu-SSZ-13 (Cu-CHA) and Cu-SAPO-34 for fresh and aged samples using ammonia SCR. Dr. Haller observes the very surprising feature shown in Figure 16 of the '707 application's (assuming the Requester's theory that HC reductant can be used to predict ammonia reductant behavior) is that even at presumably higher space velocities, Cu-SAPO-34 showed higher fresh conversion at 250 °C to 350 °C than Ishihara. Second Haller Decl. ¶13. However, what is even more surprising is the stunningly better performance of Cu-SSZ-13 in a head to head comparison of Cu-SAPO-34 and Cu-SSZ-13 (aluminosilicate CHA) upon aging. The Cu-SSZ-13 in Figure 16 maintained conversion, while the Cu-SAPO-34 NO_x aged conversion was effectively destroyed between 150 to 250 °C. *Id.*



In the same patent document, the Requester states with reference to Ishihara that "to our knowledge, there has been no investigation of transition metal-containing aluminophosphate zeolites for SCR of NO_x with

Art Unit: 3991

NH₃ (or urea) reported in any literature to date [bold emphasis added]." While the Requester protests the patentability of the invention of the '662 patent on a strained theory of obviousness based on different SCR reductant and that different materials could predict the results achieved for the '662 patent, they advance the opposite theory in the '707 Application. In the Requester's most recently submitted response in the '707 application, the Requester has argued that Ishihara fails to teach ammonia as a reductant or the 80% conversion rate at 200 to 400 °C for Cu-SAPO-34. If Ishihara does not predict this behavior for the very same material and a different reductant, it is beyond doubt that Ishihara fails to teach or suggest a material with the same excellent conversion for a different material, an aluminosilicate zeolite, with a much higher silica to alumina ratio, a much higher Cu/Al ratio and a very different chemical composition than SAPO-34. Zones Second Decl. ¶¶8-11; Second Haller Decl. ¶ 12.

Dr. Haller also discusses a more recent study in which different reductants provide very different results for Cu-SSZ13. This information is submitted to rebut the unsubstantiated position in the ACP and advanced by the Requester on page 52 of the ACP that the mechanism of action is not significant [sic] with respect to reductant. As Dr. Haller notes, the study by Korhonen et al. reveals that the ammonia SCR performance is dramatically better than propene SCR behavior for Cu-SSZ-13. This was for a Cu-SSZ-13 material having a silica to alumina ratio of 18 and a Cu/Al ratio not far outside the range claimed in the '662 patent. Second Haller Decl. ¶¶ 14. In Figure 3 [sic, Fig. 1] of Korhonen et al., an aluminosilicate with the CHA crystal structure showed no NO_x conversion with a propene reductant at 200 °C and about 30% NO_x conversion at 250 °C. This is far below the values in Figure 16 of Requester's patent. In addition, Figure 3 [sic, Fig. 1] of Korhonen et al. shows that the aged performance of Cu-SSZ13 was not affected nearly as much as Cu-SAPO-34 by aging. The Requester submits that "the mechanism of action may be different is not of significance here" without any literature or scientific reasoning to back up their allegation. However, the factual data in Dr. Haller's Declaration as well as the patent and scientific literature show that the behavior of Cu-aluminosilicate zeolites with the CHA structure behaves completely differently from SAPO-34 under aged conditions.

The ACP at page 52 also relies on the Requester's Lercher Declaration and Second Centi Declaration in an effort to establish that "if a catalyst worked with one reductant, it would also work with another reductant." In making this flawed assertion, the Requester's Declarants cite to the Halasz article to allegedly show that Cu-ZSM had high catalytic activity in selective catalytic reduction with ammonia, propene and propane. Halasz does not teach this at all. Dr. Moini points out that Halasz tested ammonia only at 573 K, which is above the temperature region of interest in the '662 patent, and Halasz plainly shows that propene and propane, both hydrocarbon reductants, exhibited completely different behavior over the same ZSM-5 catalyst. Second Moini Decl. ¶ 20. This

Art Unit: 3991

is shown in Figures 5 and 7 of Halasz, where NO conversion reached nearly 80% after 60 minutes for propene, and less than about 40% for propane. Dr. Haller notes that Halasz proves that there is no predictability among reductants. Second Haller Decl. ¶¶ 11. If anything, the Halasz article supports Patent Owners Position that there is no predictability among different reductants.

As a final word with respect to the Requester's flawed reductant theories, propene is a reductant that is only of academic interest, as it would have no real world application. Second Moini Decl. ¶20; Second Haller Decl. ¶¶13. In fact, as part of a completely different research program, Patent Owner located data pertaining to SCR over "real world" reductants - simulated diesel exhaust and gasoline exhaust over Cu-SAPO-34. The fresh NOx conversion for Cu-SAPO-34 was so poor, these materials were not pursued as commercial catalysts. Second Moini Decl. ¶¶ 23, 24.

Requester's theory that if a catalyst "worked" for one reductant it would "work" for another reductant is flawed. The theory seems to rely on the notion that "works" means extremely poor to zero NOx conversion as in Ishihara. However, the claimed invention has been shown to have far superior ammonia NOx conversion compared to the awful results using hydrocarbon SCR. These results must be given consideration in the patentability analysis. Requester's mistaken beliefs based on opinion testimony should be given little to no weight.

Arguments with respect to the rejection of claim 1 over Yuen/Ritscher:

Third Party Requester argues that if 7.3% by weight copper taught by Ritscher is deemed too high, then Ritscher teaches using 1.6 to 2.0 moles of copper per mole of Al_2O_3 ; that 1.6 moles of copper per mole of Al_2O_3 provides a Cu/Al ratio of 0.94; and 2 moles of copper per mole of Al_2O_3 provides a Cu/Al ratio of 1.18 (Comments of 01/18/12, p. 13).

This argument is unpersuasive. As discussed above, even with a silica to alumina ratio of 50, which abuts Yuen's required lower limit of greater than 50, the Cu/Al atomic ratio using 7.3% by weight copper for Yuen's CHA zeolite is 1.92, which is outside of the claimed range. As also discussed above, the 1.6 to 2.0 moles of copper

Art Unit: 3991

per mole of Al_2O_3 in Ritscher is for zeolite such as Cu-ZSM-5, which is already known to be inferior to zeolites such as Cu-beta with respect to hydrothermal stability; and '662 patent already compared the claimed Cu-CHA catalyst with Cu-beta and obtained improved hydrothermal stability with respect to Cu-beta.

Arguments with respect to the proposed rejections based on Zones in view of Ishihara, as evidenced by the Centi Declaration:

Third Party Requester argues that in the "Summary of the Invention" and in claim 15, Zones states that its zeolite can be used for the reduction of oxides of nitrogen; and that "Dr. Zones' assertion in his Second Declaration at paragraph 14 that the results of his claimed process would not be predictable should be given little weight." (Comments of 01/18/12, p. 15).

This is unpersuasive. As noted by Patent Owner on p. 30 of the Remarks filed 12/19/11, "any zeolite with copper metal would be expected to have some NOx conversion activity", but there is nothing in Zones '644 or the other cited references that leads a skilled artisan to selected a zeolite having the CHA structure, the claimed silica to alumina mole ratio and the claimed copper to aluminum atomic ratio to provide a Cu-zeolite having a high catalytic activity for NOx conversion across a wide temperature range using NH_3 as a reductant and hydrothermal stability in terms of high NOx conversion after hydrothermal aging such as at 800°C in 10% steam for 50 hours. In fact, Zones is silent with respect to selective catalytic reduction of NOx using NH_3 as a reductant and is silent with respect to hydrothermal stability. The problem solved by the

Art Unit: 3991

'662 patent is one of providing "a catalyst material which exhibits excellent hydrothermal stability and high catalytic activity over a wide temperature range compared to other zeolitic catalysts that find application in this field" (see the paragraph bridging cols. 1 and 2).

Third Party Requester argues that Zones provides a general range of 0.5 to 5% by weight of metal cations, such as copper, that may be exchanged with SSZ-62; cites Dr. Lercher's declarations and argues that a person of ordinary skill in the art would have sought to optimize the amount of copper in SSZ-62 to reduce oxides of nitrogen; cites the Centi declarations and argues that a person of ordinary skill in the art would have looked to Ishihara to provide a copper acetate exchange technique and a starting point of 3 wt.% copper addition; and argues that "Dr. Lercher confirms that a person of ordinary skill could consider about 3 wt.% copper as a good starting point for fully exchanging an aluminosilicate having a CHA structure like SSZ-62 based on its theoretical exchange capacity (Lercher Declarations (C) and (E))." (Comments of 01/18/12, pp. 15-16).

These arguments are unpersuasive. Zones does not teach a copper concentration when its zeolite is used for "reduction of oxides of nitrogen". The concentration range of 0.5 to 5% by weight taught at col. 5, line 28 of Zones is under the heading "Condensation of Alcohols" and is in general for metals of Groups I through VIII of the periodic table (see col. 5, lines 17-35). This includes copper, but copper is not singled out for the condensation of alcohols. In fact, in the one example where the catalyst is used for the conversion of an alcohol, i.e., Example 4 at col. 7, the acid form

Art Unit: 3991

of the catalyst is used. While the proposed rejection cites Ishihara for copper concentration, as noted above, Ishihara's catalyst is SAPO, not an aluminosilicate such as the SSZ-62 material in Zones; and SAPO material has a silica to alumina mole ratio less than one, and certainly well below 15. As also discussed above, the differences between SAPO materials and aluminosilicate materials include differences in acidity and the presence of Bronsted acid sites, factors Ishihara considers important to hydrocarbon selective catalytic reduction reaction. Ishihara is silent with respect to NH_3 selective catalytic reduction.

Even if a skilled artisan was to try 3% copper as a starting point, a skilled artisan could not have predicted the high level of selective catalytic reduction of NO_x using NH_3 especially at low temperature, and the high level of hydrothermal stability obtained in the '662 patent and Second Moini Declaration, as discussed above; and the fact that the only form of catalyst, i.e., the acid form exemplified by Zones, has poor hydrothermal stability and conversion, as also discussed above.

Third Party Requester argues that ammonia was a well known reductant; that "despite the difference in the manner in which the exchange sites are created between an aluminosilicate, such as SSZ-62, and a silicoaluminophosphate such as SAPO 34 (which renders the comparison of SAR values meaningless), a person of ordinary skill at the time of the priority filing of the '662 patent looking to make a copper exchanged chabazite zeolite for reduction of oxides of nitrogen with the chabazite of Zones would have been motivated to use the copper acetate ion exchange technique described in Ishihara and attempt to fully exchange the chabazite of Zones with copper"; that "Zones

Art Unit: 3991

does not limit its improved process to any particular reductant"; that "Dr. Centi and Dr. Lercher opine that if a zeolite catalyst worked with one reductant, such as propene, a person of ordinary skill in the art would have a reasonable expectation that it would work with an ammonia reductant"; and cites the Korhonen publication for the proposition that a skilled artisan would expect higher activity using ammonia as a reductant compared to propene reductant (Comments of 01/18/12, pp. 16-19).

These arguments are unpersuasive. The differences between SAPO materials and aluminosilicate zeolites are discussed at p. 32 of Patent Owner's Remarks filed 12/19/11, reproduced below:

Further **factual evidence** is provided to outline the differences between SAPO materials and aluminosilicate zeolites. These differences include differences in acidity and the presence of Bronsted acid sites, factors Ishihara considers important to the hydrocarbon SCR reaction. See Second Olson Decl. ¶¶ 12, 13. Dr. Haller also addresses the differences in acidity between SAPO-34 and aluminosilicate zeolites with the CHA structure, with reference to scientific literature. Second Haller Decl. ¶ 9. Dr. Haller concludes that because of these differences, it would be difficult to predict any similarity in behavior between the Cu-SAPO-34 and the Cu-aluminosilicate zeolite claimed in the '662 patent. *Id.* Adding to the unpredictability is the fact that raising the silica to alumina ratio in an aluminosilicate zeolite decreases the acid sites, while the behavior in SAPO-34 is the opposite. *Id.* ¶¶ 9, 10. These factual differences cannot be ignored in favor of erroneous opinion testimony. Dr. Zones, an inventor of Zones '644 and an inventor of numerous aluminosilicate zeolite structures also gives detailed reasons such as the presence of silica islands in SAPO materials and the bonding structure. Dr. Zones concludes that it is an "oversimplification to extend concepts about one zeolitic structure to another of differing composition or structure without significant additional experimental work." Second Zones Dec. ¶¶ 8-11.

Further, Patent Owner's arguments concerning propene (hydrocarbon) selective catalytic reduction predicting ammonia selective catalytic reduction are addressed in detail above and are unpersuasive. In fact, as also noted above, Third Party Requester

Art Unit: 3991

admitted in their US Patent Application Publication 2010/0290963 (Serial No. 12/597,707) filed April 24, 2008 that "to our knowledge, there has been no investigation of transition metal-containing aluminophosphate zeolites for SCR of NO_x with NH₃ (or urea) reported in any literature to date" (see ¶ 0008 of US 2010/0290963), and Third Party Requester even argues that Ishihara fails to teach ammonia as a reductant or an 80% conversion rate at 200 to 400°C for Cu-SAPO-34 (see the arguments filed 09/29/11 during prosecution of the '707 application). As also noted above, and discussed on p. 35 of Patent Owner's Remarks filed 12/19/11, "the factual data in Dr. Haller's [second] Declaration as well as the patent and scientific literature show that the behavior of Cu-aluminosilicate zeolites with the CHA structure behaves completely differently from SAPO-34 under aged conditions."

Third Party Requester argues that "Requester's arguments made during prosecution of the '707 application with respect to Ishihara are not relevant here because the claims in the '707 application are method, not product claims" (Comments of 01/18/12, p. 20).

This is unpersuasive. The arguments and statements made by Third Party Requester are relevant and rebut the argument of predictability. A method of selective catalytic reduction of NO_x in an exhaust gas, as in the '707 application, is where the '662 patent catalysts are to be used (see the entire '662 patent). As noted by Patent Owner at p. 35 of the Remarks filed 12/19/11, Third Party Requester's arguments and statements show that "[w]hile the Requester protests the patentability of the invention of the '662 patent on a strained theory of obviousness based on different SCR reductant

Art Unit: 3991

and that different materials could predict the results achieved for the '662 patent, they advance the opposite theory in the '707 application."

Arguments with respect to the proposed rejections based on Dedecek in view of Chung:

Third Party Requester argues that there was strong motivation for one skilled in the art to increase the SAR of the zeolite of Dedecek based on the teachings of Chung (Comments of 01/18/12, p. 24). In particular, Third Party Requester argues that:

Dedecek provides a CHA aluminosilicate zeolite and that Chung simply suggests that a person of ordinary skill would seek to raise the value of the SAR to improve hydrothermal stability. Dr. Olson argues that a person of ordinary skill in the art would not have been able to predict activity when going from one structure to another and cites a 2011 reference to Korhonen. This reference is not indicative of the state of the art in 2007, at the time of the priority filing of the '662 patent, and is not relevant to the present rejection. Moreover, as Dr. Lercher pointed out, the total incorporation by reference of Butter in Zones establishes that it was a routine practice to look to different types of zeolites, such as ZSM-5, when working with a CHA zeolite. Lercher Decl. (C), ¶18. In fact, Dr. Lercher refers to Breck (Breck, D.W., Zeolite Molecular Sieves: Structure, Chemistry, and Use, pp. 492-93 (John Wiley & Sons, Inc. 1974) (Exhibit E-2)) as buttressing the conclusion of Chung that hydrothermal stability of zeolites improves as SAR is increased (in discussing synthetic zeolites X and Y, Breck states at page 493, "[i]t has been observed that zeolites with a high Si/Al ratio in their framework are more stable."). In addition, as explained by the Examiner in the ACP, Chung clearly teaches that SAR is a known results-effective variable with respect to hydrothermal stability and at least provides a starting point for optimizing the SAR for Dedecek's Cu chabazites, since Chung discloses that a higher SAR leads to stronger hydrothermal stability, independent of the specific type of zeolite. (Comments of 01/18/12, p. 24).

These arguments are unpersuasive. As discussed above, Dedecek 2 prepared the same synthetic Cu-CHA material as in Dedecek (compare the Experimental section at p. 64 of Dedecek with the Experimental section at p. 344 of Dedecek 2), and Dedecek 2 found that the catalyst was inactive for NO decomposition (see p. 344 and

Art Unit: 3991

346 of Dedecek 2). Further as noted by Patent Owner on pp. 40-41 of the Remarks filed 12/19/11:

The zeolite art, and especially catalysis with zeolites, is a highly unpredictable area of research. This had been presumably established in the Patent Owner's First response and accompanying declarations of Drs. Haller, Olson and Zones. These experts in the field provide further factual reasons for this unpredictability. Second Haller Decl. ¶ 15; Second Olson Decl. ¶¶ 15-18; Second Zones Decl. ¶¶ 12-14. In particular, Dr. Olson further explains in his Second Declaration that there are far too many differences between MOR and ZSM-5 framework types disclosed in Chung and the CHA framework type in Dedecek to predict the behavior of metal cations and catalytic behavior of a metal loaded CHA zeolite. Second Olson Decl. ¶ 15. Dr. Olson points out the error in relying on the teachings of Chung to teach loading of copper metal on the CHA zeolite of Dedecek. *Id.* ¶ 16. As explained by Dr. Olson, current research shows that the Cu^{2+} active sites for selective catalytic reduction by ammonia are present in Cu-SSZ-13, but not in Cu-ZSM5. *Id.* ¶ 17. This is attributed to the different structural characteristics of the ZSM-5 framework and the CHA framework. *Id.* Dr. Olson concludes there [sic] a lack of predictability of catalytic performance in going from one structure to another, especially when the goal is to provide a catalyst having the properties of the '662 patent. *Id.* ¶ 18. Dr. Haller makes similar observations, and notes that it has been long understood that metal ions interact very differently in different zeolite structure types. Second Haller Decl. ¶ 15. Dr. Haller observes that the ZSM-5 structure favored dimeric copper, while Cu-CHA favored the Cu^{2+} species, which is important in determining the type of reaction that will be promoted by the Cu-zeolite. Dr. Zones reiterates the same unpredictability with detailed factual reasoning. Second Zones Decl. ¶¶ 12-14.

Chung is relied upon for the teaching that Chung teaches that increasing the silica to alumina ratio improves hydrothermal stability of ZSM-5 zeolites. However, as Dr. Zones explains, increasing the silica to alumina ratio in a zeolite results in highly unpredictable behavior, which is subject to active debate in the zeolite research community. Second Zones Decl. ¶ 12. The teachings of Chung with regard to silica to alumina ratio cannot be extended to a different framework type zeolite in Dedecek because there would be no expectation of predictable catalytic behavior. *Id.*; Second Haller Decl. ¶ 15; Second Olson Decl. ¶¶ 15-17. Accordingly, it is clear that there could be no expectation of success in combining the teachings of Dedecek with Chung.

Third Party Requester argues that Dedecek 2 is not relevant because its data and conclusions are directed to the decomposition of NO, which "cannot be extrapolated to the reduction of oxides of nitrogen under the typically used SCR conditions." (Comments of 01/18/12, p. 25).

This argument is unpersuasive. Dedecek specifically teaches in the first sentence of the introduction on p. 63 that "[z]eolites containing Cu attract attention owing to their **high catalytic activity in NO** ... and N₂O decomposition ... and selective catalytic reduction (SCR) of NO with ammonia ... and hydrocarbons" (bold emphasis added). Dedecek does not test its Cu-chabazite catalyst for any of catalytic activity in NO, N₂O decomposition, or SCR of NO with ammonia or hydrocarbons. Dedecek 2 is relevant since it actually does testing and shows that there is no catalytic activity in NO decomposition. Likewise, as noted above, the Second Moini Declaration tested synthetic and naturally occurring Cu-CHA materials representative of Dedecek's material for SCR of NO_x using NH₃ reductant and found that both samples exhibited nearly zero NO_x conversion across the entire range of 150°C to 460°C after hydrothermal aging.

Third Party Requester argues that the results in the Second Moini Declaration show that the tested natural CHA zeolite has high catalytic activity before aging and that the poor hydrothermal stability was not unexpected in view of the teachings of Chung.

These arguments are unpersuasive. As noted in ¶12 of the Second Moini Declaration, the natural Cu-chabazite would not be a material of interest as an ammonia SCR catalyst, as the fresh conversion is useless if the catalyst cannot survive

Art Unit: 3991

hydrothermal aging and maintain high conversion over a temperature range of 200 to 450°C. Chung does not solve this deficiency since the lowest temperature tested for its material, which is all non-chabazite, is 300°C with the highest conversion after hydrothermal aging being well below 20%. As seen in Figs. 1-4 of Chung, going below 300°C, the conversion would trend to even poorer values.

Third Party Requester cites ¶12 of the Second Lercher Declaration and argues “the Patent Owner has not shown that they made a highly crystalline sample as in Dedecek and that the test results shown are inconclusive.” (Comments of 01/18/12, p. 25). Patent Owner argues that in view of the teachings of Chung, the catalyst of Dedecek would be expected to have excellent performance once the SAR is increased (Comments of 01/18/12, p. 25).

These arguments are unpersuasive. ¶¶7-9 of the Second Moini Declaration teach that the synthetic chabazite was synthesized according to the procedure in Dedecek; the formation of chabazite was confirmed by XRD; and elemental analysis of the final product revealed 58.47% SiO₂, 22.16% Al₂O₃, 11.4% CuO, 5.17% K₂O, 2.57% Na₂O and a Cu/Al ratio of 0.33, as per the eleventh entry in Table 2 of Dedecek. As seen in the figure on p. 5 of the Second Moini Declaration, the synthetic zeolite had extremely poor fresh and aged conversion. There is nothing in Chung which suggests the low temperature fresh and aged conversions for ammonia SCR obtained in the '662 patent.

Arguments with respect to unexpected results:

Art Unit: 3991

Third Party Requester argues that the '662 patent's Example 11, which is directed to Cu-beta zeolite, is not the closest prior art because Zones and Dedecek disclose aluminosilicates having a CHA crystal structure (Remarks of 01/18/12, pp. 28-29).

This argument is unpersuasive and Patent Owner has shown far more than a comparison with Cu-beta. As discussed above, Patent Owner has tested the Cu-CHA materials of Dedecek or an equivalent thereof, compared Cu-containing CHA with CHA containing no Cu, and has presented data for SAR of 30 with Cu/Al ratio of 0.33, 0.38, 0.4 and 0.44; and presented data with samples having a SAR of 18.2, 24.2 and 49.2 with a Cu/Al ratio of 0.25, 0.27 and 0.32, respectively. In any event, as discussed above, Cu-beta is a meaningful comparison because it was representative of the state of the art for NOx SCR activity.

Third Party Requester argues that ¶16 of the Second Moini Declaration does not indicate if an H⁺-CHA according to Zones was tested, and does not indicate the SAR of the material (Comments of 01/18/12, pp. 29-30). Third Party Requester argues that Patent Owner "ignores the indisputable fact that Zones teaches to use copper or cobalt, let alone in the preferred range of from 0.05 to 5 % by weight, for the reduction of oxides of nitrogen." (Comments of 01/18/12, p. 30).

This argument is unpersuasive. As discussed above, the concentration range of 0.5 to 5% by weight taught at col. 5, lines 28 of Zones is under the heading "Condensation of Alcohols" and is in general for metals of Groups I through VIII of the periodic table (see col. 5, lines 17-35). This includes copper, but copper is not singled

Art Unit: 3991

out for the condensation of alcohols. Zones never prepares the Cu-containing form of its CHA catalyst and is silent concerning hydrothermal stability. As also discussed above, Example 22 of the '662 patent shows that CHA containing copper undergoes much less de-alumination upon aging than CHA not containing copper, and thus, is more hydrothermally stable. The CHA used in Example 22 of the '662 patent is that from Example 2 of the '662 patent, which has a SAR of 30 (see col. 11, line 40 and col. 20, line 33). While the SAR of the material in ¶16 of the Second Moini Declaration is not provided, the material has little or no activity at low temperature as evidenced by the figure on p. 6 of the Second Moini Declaration. Note also ¶25 of the Second Moini Declaration where Sample 1, having a SAR of 14.4 (slightly below the claimed range) and a Cu/Al ratio of 0.24 (slightly below the claimed range) provided an "unacceptably low" aged NO_x conversion compared to Samples 2 to 4, which are within the scope of the claimed invention.

Third Party Requester argues that in the Second Moini Declaration, the fresh natural chabazite sample (the figure on p. 4 of the Second Moini Declaration) shows excellent catalytic activity; and cites Chung and the Second Lerchèr Declaration for the proposition that "it was not unexpected that the catalytic activity of this natural sample was destroyed after hydrothermal aging at 850 °C for six hours as the lack of hydrothermal stability of a crystal structure having a low SAR value was well known at the time of the priority filing of the '662 patent as disclosed by Chung (see also Breck)." (Comments of 01/18/12, p. 30).

Art Unit: 3991

This argument is unpersuasive. The prior art of record, including Breck and Chung, never tested the hydrothermal stability of Cu-CHA catalyst for SCR of NO_x using NH₃ as a reductant. As noted above, the lowest temperature tested for catalytic activity in Chung, which is all non-chabazite, is 300°C with the highest conversion after hydrothermal aging being well below 20%. As seen in Figs. 1-4 of Chung, going below 300°C, the conversion would trend to even poorer conversion values. There is nothing in Chung that predicts the high hydrothermal stability shown in the inventive examples of the '662 patent and in ¶25 of the Second Moini Declaration. As noted above, Dedecek's natural Cu-CHA, which has a SAR of 6.2 (see the explanation on p. 27 of the ACP mailed 11/18/11), i.e. well below the claimed lower limit, has essentially no hydrothermal stability as seen in the figure on p. 4 of the Second Moini Declaration.

With respect to the data for Dedecek's synthetic Cu-CHA sample presented in the figure on p. 5 of the Second Moini Declaration, Third Party Requester cites the Second Lercher Declaration and argues that no conclusion can be drawn because "it was not established that a highly crystalline sample was made as no XRD data was provided (see Fig. 1a of Dedecek) and it was well understood that if a significant fraction of the product were amorphous and not crystalline, then this would drastically reduce or eliminate the potential catalytic activity of this CHA sample." (Comments of 01/18/12, p. 30).

This is unpersuasive. ¶¶7-9 of the Second Moini Declaration teach that the synthetic chabazite was synthesized according to the procedure in Dedecek; the formation of chabazite was confirmed by XRD; and elemental analysis of the final

Art Unit: 3991

product revealed 58.47% SiO₂, 22.16% Al₂O₃, 11.4% CuO, 5.17% K₂O, 2.57% Na₂O and a Cu/Al ratio of 0.33, as per the eleventh entry in Table 2 of Dedecek.

Third Party Requester argues the following at pp. 30-31 of the Comments filed 01/18/12:

Regarding Yuen's Example 3, the Patent Owner at page 46, relying on Moini Declaration states that the conversion of the H⁺ form in [sic] Yuen example would be expected to perform worse than Zones, i.e., expected to have a lower NO_x conversion, because the SAR in Yuen is very high (166 versus 30 for the sample). Hence, no testing was performed. Again, this conclusion completely ignores the Yuen teaching to use copper in the reduction of oxides of nitrogen. Accordingly, nothing unexpected has been demonstrated.

This is unpersuasive. Yuen never exemplifies/prepares copper-containing CHA samples. As noted above, even with a SAR of 50, which abuts Yuen's required lower limit of greater than 50, the Cu/Al atomic ratio using 7.3% by weight copper (as taught by Ritscher) for Yuen's CHA zeolite is 1.92, which is outside of the claimed range. As also discussed above, the 1.6 to 2.0 moles of copper per mole of Al₂O₃ in Ritscher is for zeolite such as Cu-ZSM-5, which is already known to be inferior to zeolites such as Cu-beta with respect to hydrothermal stability; and '662 patent compares the claimed Cu-CHA catalyst with Cu-beta and obtains improved hydrothermal stability with respect to Cu-beta.

Third Party Requester argues that Patent Owner's showing is not commensurate in scope with the claims because Examples 2, 3, 4 and 1A of the '662 patent have a SAR of 30, the sample sent to Ford has a SAR of 30, and the Cu/Al ratio for these samples ranges from 0.33 to 0.45 (Remarks of 01/18/12, p. 31).

Art Unit: 3991

This argument is not persuasive. It is noted that the only aluminosilicate Cu-CHA exemplified by the prior art relied upon in Third Party Requester's proposed rejections is that of Dedecek, and as noted above, this material has essentially no hydrothermal stability for SCR of NO_x with ammonia as evidenced by the figures on pp. 4-5 of the Second Moini Declaration. This is consistent with the skepticism in the art concerning the use of Cu-zeolites for remediation of NO_x. In particular, as noted by Patent Owner on p. 50 of the Remarks filed 06/29/11:

The attached [First] Roth Declaration [and the Second Roth Declaration] show[] that prior to the present invention, there was skepticism by experts that Cu-zeolites could be used to remediate NO_x in diesel engines. In 2005, Dr. Roth, in his capacity as research group leader for NO_x control catalysts at Engelhard Corporation (the predecessor in interest to the assignee of the instant application) attempted to secure a Department of Energy (DOE) funding for a proposal to study Cu-zeolites for SCR of NO_x. However, the experts at the DOE concluded that Cu-exchanged zeolites lack the hydrothermal stability needed to be commercially viable for SCR of NO_x with ammonia for diesel engines. See, [First] Roth Declaration, ¶ 4. In fact, Dr. Roth was told that several reviewers and the DOE grant manager felt Cu zeolites were far too unstable to be commercially feasible. See, [First] Roth Declaration, ¶ 5. The DOE further stated that "several other investigators who are presumable experts in the area" were equally skeptical about the prospects of using Cu zeolites for SCR of NO_x in diesel engines. See, [First] Roth Declaration, ¶ 6. Such expressions of skepticism and disbelief by experts is strong evidence of non-obviousness. See *Environmental Designs, Ltd. v. Union Oil Co.*, 713 F. 2d 693,698 (Fed. Cir. 1983), *cert. denied*, 464 U.S. 1043 (1984) ("Expressions of disbelief by experts constitute strong evidence of nonobviousness. *United States v. Adams*, 383 U.S. 39, 52, 15 L. Ed. 2d 572, 86 S. Ct. 708 (1966).").

Patent Owner has shown the claimed material is unexpectedly hydrothermally stable for SCR of NO_x with ammonia. As noted above, Examples 2, 3, 4 and 1A of the '662 patent and the sample sent to Ford have a SAR of 30 and a Cu/Al ratio ranging from 0.33 to 0.45. Additional unexpected results in ¶25 of the Second Moini Declaration

Art Unit: 3991

are for SAR ranging from 18.2 to 49.2 and for Cu/Al ranging from 0.25 to 0.32. In fact, even looking at Examples 6, 7 and 9 in Table 2 of the '662 patent, which have SAR ranging from 15 to 256 and Cu/Al ranging from 0.3 to 2.6, a skilled artisan would never have expected the hydrothermal stability data in Table 2 in view of the skepticism in the art. In fact, as noted in ¶¶3-6 of the First Moini Declaration, which discusses the unexpected results in the '662 patent:

3. As part of the research team that discovered the copper chabazite catalysts of the '662 patent, we were tasked with the challenge to provide a material for selective catalytic reduction that would have two main properties: (1) excellent NO_x conversion over a wide temperature range, including the low temperature range of 200° C to 350° C; and (2) hydrothermal stability - meaning that the NO_x conversion would not degrade significantly upon hydrothermal aging at temperatures in excess of 650° C. Before beginning research, I initially believed that a metal promoted zeolite would not have both of these properties. Prior to the invention of the subject matter of the '662 patent, it was believed that Fe zeolites had better hydrothermal stability than Cu zeolites.

4. Our initial studies included a small scale rapid screening test that we developed and used to initially screen over 900 zeolite materials including over twelve different structure types, different silica to alumina ratios, different metal ions, and different metal ion/aluminum ratios. After initial studies were completed, selected samples were screened further on the basis of NO_x conversion, low degradation of NO_x conversion after hydrothermal aging at 800° C in 10% H₂O, and low generation of N₂O. The materials claimed in the '662 patent emerged as the lead material, and we found that zeolites having the CHA structure type and a silica to alumina ratio greater than 15 and copper to aluminum ratios exceeding 0.25 met the requirements stated above. I believe the properties of these materials were highly unexpected.

5. Examples 1, 1A, 2, 3, 4, 6, 7, 8, 9, 16, 17 and 18 all show the unexpected results achieved by zeolites that have the CHA structure type and silica to alumina ratio greater than 15 and copper to aluminum ratio exceeding 0.25. The properties of the examples tested were quite unexpected in that the literature had reported that Cu zeolites exhibited poor hydrothermal stability. There had been a longstanding need for a metal promoted zeolite that exhibited both low temperature conversion in the range of 200° to 350° C and hydrothermal stability. The Examples in the '662 patent include various copper loadings, variations in ion exchange techniques (e.g., concentration of exchange

Art Unit: 3991

solution, temperature, time, number of exchanges, exchange prior/during/after formation/application of slurry, etc). A person of ordinary skill in the art will readily understand that these variations will affect NO_x conversion. Aside from these variations in preparation, the Examples show that when additional steps were taken beyond a traditional ion exchange, enhanced NO_x conversion was obtained. Comparing Examples 1A and 1, it is believed that the level of NO_x conversion for Example 1A was higher than Example 1 for the aged samples, because Example 1A included the addition of copper to the coating slurry after traditional ion exchange to provide additional copper. Example 3, which involved traditional ion exchange plus impregnation also showed enhanced NO_x conversion performance for aged samples compared to other aged samples.

6. Example 18 shows the effect of using different ion exchange conditions (e.g., copper acetate versus copper sulfate) on the performance of the catalyst. In Example 18, a relatively high concentration of copper acetate was used and the ion exchange was conducted at 70° C for one hour. Example 18 is a unique preparation. It is my understanding that the invention of the '662 patent is to catalysts comprising a zeolite having the CHA structure, a silica to alumina ratio greater than about 15 and a Cu/Al ratio exceeding about 0.25, and that the invention is not limited to zeolites containing free or non-exchanged copper.

Third Party Requester cites the Korhonen publication and argues that Korhonen shows a SAR of 18 as here claimed (Si/Al of 9) and Cu/Al of 0.18 (slightly below the claimed range) provides excellent NO_x conversion at low temperature (Comments of 01/18/12, p. 32). Third Party Requester argues that Example 5 of the '662 patent, which has a SAR of 30 and a Cu/Al of 0.24, exhibited only 30% NO_x conversion at low temperature after aging; and that Example 1, which has a SAR of 30 and a Cu/Al of 0.30, exhibited only 43% NO_x conversion at low temperature after aging.

This argument is unpersuasive because Korhonen, which published in 2011, does not test for NO_x conversion using NH₃ reductant after hydrothermal aging. In any event, the material tested in Korhonen is not part of the prior art with respect to the '662 patent.

Art Unit: 3991

Third Party Requester argues that "Example 1 of the '662 patent with a SAR of 30 and a Cu/Al of 0.30 resulted in an aged performance significantly worse than the SAR sample of 18.8 and a Cu/Al of 0.25 reported in [¶ 25 of] the Second Moini Declaration. In addition, the only SAR tested at a Cu/Al of 0.25 was 18.8. Similarly the only SAR tested at a Cu/Al of 0.27 was 24.2." (Comments of 01/18/12, p. 33).

This argument is unpersuasive. Example 1 of the '662 patent was hydrothermally aged under different conditions than the data in ¶ 25 of Second Moini Declaration. Example 1 was aged at 10% H₂O at 800°C for 50 hours (col. 11, line 16), whereas the data in ¶ 25 of Second Moini Declaration was aged at 10% H₂O at 850°C for 6 hours. In any event, the data in the '662 patent and the Second Moini Declaration with respect to SCR NO_x conversion with ammonia after hydrothermal aging is simply not predicted by the prior art of record and is sufficient to cover the claimed SAR and Cu/Al ranges. As also discussed above, the materials exemplified by the prior art relied upon by Third Party Requester, i.e., the Cu-CHA of Dedecek and the acid form of the CHA catalysts in Zones and Yuen, have no low temperature hydrothermal stability.

Third Party Requester argues that, with respect to the Cu-CHA material given to and tested by Ford Motor Company, the Second Ravindran Declaration indicates that a binder was used, "but there is no indication that the binder and amount used was significant. Moreover, there is no indication as to how the samples were applied to the cores or whether there was any significance with respect to the cores. As previously noted, Patent Owner's expert Dr. Moini has made clear that variations, including, for

Art Unit: 3991

example, 'application of slurry' will affect NO_x conversion. Accordingly, it is clear that no nexus has been established." (Comments of 01/18/12, p. 34).

This argument is unpersuasive because, while these features may affect the outcome, there is nothing of record to show that these features are critical. For example, according to the '662 patent, the binder serves to keep the washcoat intact, and that this is beneficial because loose or free coating could plug the downstream CSF causing the backpressure to increase (col. 7, lines 55-67). There is no indication that the binder is needed to achieve the low temperature conversion and hydrothermal stability of the '662 patent.

Third Party Requester argues that ¶¶8-30 of the Second Roth Declaration have taken out of context and mischaracterized excerpts from the 2009 Centi Book and 1995 Centi Article (Comments of 01/18/12, pp. 25-26).

This argument is unpersuasive. The quotations cited in ¶¶8-30 of the Second Roth Declaration show that low hydrothermal stability had been a critical weakness of copper-containing zeolites. As stated in ¶¶12-13 of the Second Roth Declaration:

12. The Centi Article states that "several unresolved problems limit the outlook for successful use of zeolites in automotive converters." Exhibit A at 183. In my opinion, this reference in the Centi Article proves the unresolved problem existed in the use of zeolite catalysts in automotive converters in 1995.

13. The Centi Article also states "[a] low hydrothermal stability, in particular, is the more critical weakness of copper-containing zeolites." *Id.* The Centi Article also states that "[c]opper-based catalysts are thus a reference catalyst family for the investigation of the mechanism of selective reduction of NO, *albeit for practical applications, their low hydrothermal stability may prevent commercial use.*" *Id.* At page 184 (emphasis added). In my opinion, these references in the Centi Article demonstrate that unresolved problems existed in the use of copper based catalysts and that the perceived problem was a low hydrothermal stability of these catalysts. Further, in my opinion, these references demonstrate

Art Unit: 3991

skepticism about whether copper based catalyst could ever be used in automotive applications.

Third Party Requester's argument that the statements from the Centi Article are with respect to the limitations of Cu-ZSM-5 catalyst (Comments of 01/12/18, p. 35) is unpersuasive because as seen in the first sentence on p. 183 of the Centi Article, "copper-zeolites" are referred to in general.

Allowable Subject Matter

Claims 1-24, 30, 32-38 and 44-55 are allowed.

The following is a statement of reasons for the indication of allowable subject matter: Claims 1-24, 30, 32-38 and 44-55 are distinguished over the prior art of record for the reasons set forth above.

Conclusion

The patent owner is reminded of the continuing responsibility under 37 CFR 1.985 to apprise the Office of any litigation activity, or other prior or concurrent proceeding, involving Patent No. 7,601,662 throughout the course of this reexamination proceeding. The Third Party Requester is also reminded of the ability to similarly apprise the Office of any such activity or proceeding throughout the course of this reexamination proceeding. MPEP 2686.

This is an ACTION CLOSING PROSECUTION (ACP); see MPEP § 2671.02.

Art Unit: 3991

(1) Pursuant to 37 CFR 1.951(a), the patent owner may once file written comments limited to the issues raised in the reexamination proceeding and/or present a proposed amendment to the claims which amendment will be subject to the criteria of 37 CFR 1.116 as to whether it shall be entered and considered. Such comments and/or proposed amendments must be filed within a time period of 30 days or one month (whichever is longer) from the mailing date of this action. Where the patent owner files such comments and/or a proposed amendment, the Third Party Requester may once file comments under 37 CFR 1.951(b) responding to the patent owner's submission within 30 days from the date of service of the patent owner's submission on the Third Party Requester.

(2) If the patent owner does not timely file comments and/or a proposed amendment pursuant to 37 CFR 1.951(a), then the Third Party Requester is precluded from filing comments under 37 CFR 1.951(b).

(3) Appeal **cannot** be taken from this action, since it is not a final Office action.

All correspondence relating to this *inter partes* reexamination proceeding should be directed:

By EFS: Registered users may submit via the electronic filing system EFS-Web at <https://efs.uspto.gov/efile/myportal/efs-registered>

By Mail to: Attn: Mail Stop "Inter Partes Reexam"
Central Reexamination Unit
Commissioner for Patents
P. O. Box 1450
Alexandria VA 22313-1450

Application/Control Number: 95/001,453


Page 65

Art Unit: 3991


Please FAX any communications to:
(571) 273-9900
Central Reexamination Unit

Please hand-deliver any communications to:
Customer Service Window
Attn: Central Reexamination Unit
Randolph Building, Lobby Level
401 Dulany Street
Alexandria, VA 22314


Signed:



Alan Diamond
Patent Reexamination Specialist
Central Reexamination Unit 3991



Deborah D. Jones
Supervisory Patent Examiner
CRU - Art Unit 3991



JERRY D. JOHNSON
PRIMARY EXAMINER
CRU - AU 3991

IN THE UNITED STATES PATENT AND TRADEMARK OFFICE

In <i>Inter Partes</i> Reexamination of:)	
	:	Examiner: DIAMOND, ALAN D
BULL ET AL.)	
	:	Group Art Unit: 3991
Reexamination Control No. 95/001,453)	
	:	Confirmation No: 2755
Patent No. 7,601,662)	
	:	
Issued: October 13, 2009)	
	:	
For: COPPER CHA)	
ZEOLITE CATALYSTS	:	

Mail Stop *Inter Partes* Reexam
 Central Reexamination Unit
 Commissioner for Patents
 United States Patent and Trademark Office
 P.O. Box 1450
 Alexandria, VA 22313-1450

PATENT OWNER RESPONDENT'S BRIEF ON APPEAL

A Right of Appeal Notice ("RAN") was issued on June 14, 2012, allowing claims 1-24, 30, 32-38, and 44-55 and not adopting Requester's proposed claim rejections. Requester filed a Notice of Appeal on July 16, 2012. Requester filed and served its brief on appeal on September 14, 2012.

Patent Owner's brief is due October 14, 2012, one month from service of the appeal brief.

I. REAL PARTY INTEREST

The real party in interest is BASF Corporation.

II. RELATED APPEALS AND INTERFERENCES

Patent Owner accepts Requester's statement of Related Appeals and Interferences.

III. STATUS OF CLAIMS

Patent Owner accepts Requester's statement of Status of Claims

IV. STATUS OF AMENDMENTS

Patent Owner accepts Requester's statement of Status of Amendments.

V. SUMMARY OF CLAIMED SUBJECT MATTER

Patent Owner disagrees with the Requester's statement that the '662 patent does not define "catalyst effective to promote." Patent owner disagrees with Requester's statement that there is no antecedent basis for "the catalyst" in claim 25 and that support for elements of claims 25 and 39 are

at issue in this reexamination. The rejections of claims 25 and 39 have not been appealed. Patent Owner also disagrees that none of dependent claims are independently patentable. Patent Owner also disagrees with the statements in footnotes 1 and 2 of Requester's brief.

VI. ISSUES TO BE REVIEWED ON APPEAL

Patent Owner accepts Requester's statement of Issues To Be Reviewed on Appeal, except to the extent that the issues are presented in argumentative form.

VII. ARGUMENT

Introduction

The Examiner has properly read the claims in view of the specification, and has properly interpreted and applied the cited art. Not only has Requester failed to establish a *prima facie* case of obviousness, the specification and evidence submitted during Reexamination ("Reexam") show the unexpected properties of the claimed invention of the '662 patent, as evidenced by numerous secondary considerations discussed herein and throughout the Reexam.

The '662 patent claims a select aluminosilicate zeolite with a select CHA structure, a select range of silica to alumina, and a select Cu/Al ratio. The claimed invention provides both excellent low temperature NO_x conversion and hydrothermal stability that have been described by experts in the field as "remarkable" and "stunning." Requester fails to provide a reasoned statement as to why the claimed CHA structure type aluminosilicate zeolites would have been selected from the universe of nearly 200 structure types and why Cu would have been used as a promoter when Cu zeolites had notoriously poor hydrothermal stability—a fact Requester's own expert has admitted. The only reference in this matter evaluating NO_x conversion activity of a Cu-aluminosilicate zeolite having the CHA crystal structure concluded that **the aluminosilicate zeolites were inactive for NO reduction**, and pointed to the use of AIPO materials due to their high and stable activity.

Claims must be construed in view of the specification and the particular problem solved by the invention. *See In re Omeprazole Patent Litigation*, 536 F.3d 1361, 1380 (Fed. Cir. 2008) (There would have been no reason to modify the initial formulation because the prior art did not identify the problem, and even though the modification could have been made, the skilled artisan would have likely chosen a different modification upon recognition of the problem.) Here, the prior art fails to recognize any solution to the problem of providing a Cu zeolite catalyst that exhibited **both** excellent low temperature conversion and excellent hydrothermal stability.

Standing and Standard of Review

An appellant is not entitled to "de novo review of all aspects of a rejection," and "[i]f an appellant fails to present arguments on a particular issue—or, more broadly, on a particular rejection—the Board will not, as a general matter, unilaterally review those uncontested aspects of the rejection." *See Ex Parte Frye*, 94 U.S.P.Q. 2d 1072, 1075-76 (BPAI 2010 (precedential)).

A. Proposed Rejection No. 7 – Claim 1 is Not Obvious Over Yuen

Yuen Example 3 is outside the range for silica to alumina and far outside the range for Cu/Al ratio recited in claim 1. *See* Second Olson Decl. ¶¶ 19-20. Accordingly, a *prima facie* case of obviousness does not exist with respect to claim 1. Requester fails to state why Yuen is the starting point to provide a catalyst for ammonia SCR, when nearly 200 zeolite framework types were available in the art, and many other aluminosilicate zeolite framework types (e.g., CuBeta, Cu-ZSM-5, CuMordenite, CuUSY) **were actually tested** as ammonia SCR catalysts. Requester uses Yuen as the starting point, a reference that does not mention ammonia SCR of NO_x, let alone low temperature NO_x conversion, and then relies on Ritscher, a reference that teaches away from ammonia SCR of NO_x, in a hindsight attempt to provide a copper loading on the aluminosilicate zeolite in Yuen. Olson Decl. ¶¶ 9-12. While Yuen mentions hydrocarbon SCR of NO_x, the record clearly shows there is no predictability or reasonable expectation of success in comparing hydrocarbon SCR and ammonia SCR. Olson Decl. ¶ 22; Haller Decl. ¶¶ 9, 22; Second Haller Decl. ¶¶ 11-14; Second Moini Decl. ¶¶ 20-24. Yuen and Ritscher are not concerned with the same reaction type as the invention of claim 1, and neither reference pertains to the same problem as the invention of claim 1, which was to provide an ammonia SCR catalyst with hydrothermally stable high conversions at 200 °C and above. *Id.*; Haller Decl. ¶ 15; Second Haller Decl. ¶¶ 11-15. Moreover, Ritscher pertains to a different structure type from the type in Yuen, and the copper loading in Ritscher would not be relevant to a CHA structure type because of the high degree of unpredictability in the art. Olson Decl. ¶¶ 28-32; Second Olson Decl. ¶¶ 15-18; Second Zones Decl. ¶¶ 12-14. The phrase "effective to promote" is clear from the '662 patent specification, which teaches that the claimed catalyst improves the low temperature activity and hydrothermal stability of catalysts for NH₃ SCR of NO_x (see the Summary of the invention at cols. 1-3 of the '662 patent; and Examples 1-22). A skilled artisan certainly understands that the role of a catalyst is to effect or promote a chemical reaction. Requester's arguments ignore the well-established law that a compound's properties must be considered in a patentability analysis, and the claims do not need to recite the properties, *see, e.g. In re Papesch*, 315 F.2d 381, 391 (CCPA 1963), and the unique features and advantageous properties

described by experts in the field as "remarkable" and "stunning" must be considered in the patentability analysis. *See also Unigene Labs, Inc. v. Apotex, Inc.*, 655 F.3d 1352, 1356 (Fed. Cir. 2011) (claims did not recite properties of "both shelf stability and enhanced bioavailability.").

Patent Owner's reliance on recent literature (e.g., Korhonen) in support of the unexpected properties of the claimed invention is entirely permissible. *See Knoll Pharm. Co. v. Teva Pharms. USA, Inc.*, 367 F.3d 1381, 1385 (Fed.Cir.2004) ("Evidence [of unexpected results] developed after the patent grant is not excluded from consideration, for understanding of the full range of an invention is not always achieved at the time of filing the patent application."); *In re Khelghatian*, 364 F.2d 870, 876 (C.C.P.A. 1966) (holding the claimed invention nonobvious in view of post-filing evidence of an unexpected property not disclosed in the specification, while noting that the evidence "[wa]s directed to that which 'would inherently flow' from what was originally disclosed.").

B. Proposed Rejection Nos. 8-11 – Claims 1-11; Claims 12-25, 28-32 and 39-55; Claims 33, 34, and 36-38; And Claim 35 Are Not Obvious

The inventor of the primary reference, Dr. Zones—an inventor of numerous zeolite structure types, has submitted declarations establishing that Zones '644 does not teach what the Requester alleges. Zones '644 was certainly not concerned with the problem solved by the invention of the '662 patent—providing high catalytic activity for low temperature ammonia SCR that is maintained after hydrothermal aging. The inventor of Zones '644 himself states this fact. First Zones Decl. ¶¶ 8, 10, 12. Dr. Haller and Dr. Olson also recognized that there was nothing in Zones '644 to suggest that the zeolite in Zones '644 should be used as a starting point. First Olson Decl. ¶¶ 15, 16; First Haller Decl. ¶¶ 19, 20. Many other aluminosilicate zeolite framework types such as Cu-Beta, Cu-ZSM-5 and Cu-USY were **actually tested** as ammonia SCR catalysts. In addition, the record shows Dedecek et al. and Ishihara pointed to the use of AlPO materials, not aluminosilicate zeolites. In addition, Dr. Zones and Dr. Olson observed that the "improved NOx conversion" language in Zones '644 was in many Chevron patents, and thus there is nothing in Zones '644 that could be used as a starting point to improve ammonia SCR. First Olson Decl. ¶ 17; First Zones Decl. ¶ 9. Further, one of Requester's Declarants, Dr. Centi, noted the "complexity of the problem" with respect to hydrothermal stability of zeolites and that as of 2010, despite 1270 studies that had been conducted from 1999-2009, there was "limited transferability" to the development of improved catalysts. Requester does not point to any of these 1270 studies as involving an aluminosilicate zeolite with the CHA crystal structure. Olson Decl. ¶ 7. *See In re Oelrich*, 579 F.2d 86, 91 (C.C.P.A. 1978) ("Even

though the words of the Oelrich patent implied that sub-critical operation was feasible, it was never, in fact, considered when a concrete problem requiring such operation was actually presented to two persons of ordinary skill in the art, both intimately familiar with the Oelrich patent. The actions of those skilled in the art reflected by this record indicate that the speculative statements in the Oelrich patent were recognized as such and ignored by those working in the art. The opinions of two other experts are in accord."). Zones '644 teaches that small crystal CHA is better than large crystal CHA for methanol conversion. Zones Decl. ¶ 12. Requester fails to provide a reasoned identification of a starting place of a lead compound or composition from over 200 zeolite structure types and numerous metal promoters, and in particular, "reasons for narrowing the prior art universe to a 'finite number of identified, predictable solutions.'" *Eisai Co. Ltd. v. Dr. Reddy's Labs., Ltd.*, 533 F.3d 1353, 1359 (Fed. Cir. 2008) (quoting *KSR, Inc. v. Teleflex, Inc.*, 550 U.S. 398 (2007)).

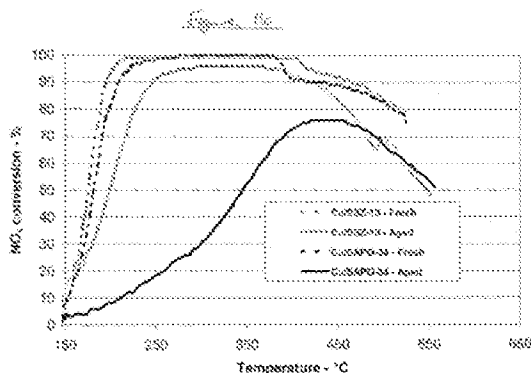
Requester completely mischaracterizes the teachings of Zones '644 with respect to amounts of copper, as pointed out by Dr. Zones, as well as two other experts. Zones Decl., ¶ 11; Olson Decl., ¶ 18; Haller Decl., ¶ 21. The testimony of the inventor should be given greater weight than Requester's interpretation of this reference. There is no specific disclosure providing a catalyst exhibiting improved low temperature ammonia SCR and high hydrothermal stability. Zones Decl. ¶ 7-9; Haller Decl. ¶¶ 20. There is no disclosure of copper amounts. The only specific disclosure of metal amounts pertains to different metals, which do not include copper, for a different reaction, the condensation of alcohols. Haller Decl. ¶ 20; Zones Decl. ¶ 11.

Regarding Ishihara, the Ishihara reference draws a bright line distinction between zeolites and SAPO-34, an AlPO_4 material resulting from the isomorphous substitution of Si for P in the AlPO_4 structure, as having solid acidity and "extremely high thermal stability **as compared with synthetic zeolites.**" See Second Haller Decl. ¶ 8; Second Olson Decl. ¶ 13. Thus, Ishihara teaches that one skilled in the art should use an AlPO/SAPO material, and not an aluminosilicate material. Furthermore, Ishihara recognizes that the Cu-ZSM-5 used in the Ishihara study has higher silica to alumina ratio than the previous study of Hosose, which resulted in lower NO conversion than the ZSM-5 used by Hosose, due to the different acidity of the two ZSM-5 materials. See Second Olson Decl. ¶ 14. This further teaches away from the claimed invention, because if a skilled artisan would still consider using an aluminosilicate, which Ishihara expressly discourages, the skilled artisan would not indiscriminately raise the silica to alumina ratio to impact hydrothermal stability at the

expense of destroying catalytic activity. NO_x conversion among different zeolites and AlPO/SAPO materials is too unpredictable to draw any conclusions from Ishihara. Second Zones Decl. ¶¶ 8-11.

Ishihara considers differences in acidity and the presence of Bronsted acid sites important to the hydrocarbon SCR reaction. Second Olson Decl. ¶¶ 12, 13; Second Zones Decl. ¶¶ 8-10. Dr. Haller addresses the differences in acidity between SAPO-34 and aluminosilicate zeolites with the CHA structure, with reference to scientific literature. Second Haller Decl. ¶ 9. Dr. Haller concludes it would be difficult to predict any similarity in behavior between the Cu-SAPO-34 and the Cu-aluminosilicate zeolite claimed in the '662 patent. *Id.* Adding to the unpredictability is the fact that raising the silica to alumina ratio in an aluminosilicate zeolite decreases the acid sites, while the behavior in SAPO-34 is the opposite. *Id.* ¶¶ 9, 10; Second Zones Decl. ¶¶ 8-11. These factual differences cannot be ignored in favor of Requester's unsubstantiated opinions. Dr. Zones, an inventor of numerous zeolites, also details differences such as the presence of silica islands in SAPO materials and the bonding structure. Dr. Zones concludes that it is an "oversimplification to extend concepts about one zeolitic structure to another of differing composition or structure without significant additional experimental work." Second Zones Dec. ¶¶ 8-11.

Moreover, Ishihara's study is limited to hydrocarbon SCR. A published patent application of the Requester demonstrates the unpredictability of drawing conclusions from one reductant type and applying the conclusion to a different reductant type. Dr. Haller's Second Declaration at paragraph 12 observes that Requester's own US2010/0290963, provides a direct comparison of Cu-SSZ-13 (Cu-CHA) and Cu-SAPO-34 for fresh and aged samples using ammonia SCR. Dr. Haller observes in Figure 16 of US2010/0290963 the stunningly better performance of Cu-SSZ-13 in a head to head comparison of Cu-SAPO-34 and Cu-SSZ-13 (aluminosilicate CHA) **upon aging**. The Cu-SSZ-13 in Figure 16 maintained conversion, while the Cu-SAPO-34 NO_x aged conversion was effectively destroyed between 150 to 250 °C. Second Haller Decl. ¶13.



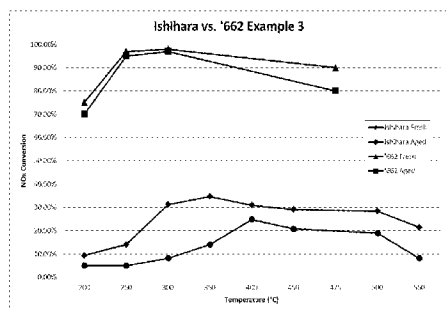
In US2010/0290963, Requester states with reference to Ishihara that "to our knowledge, there has been no investigation of transition metal-containing aluminophosphate zeolites for SCR of NO_x with NH₃ (or urea) reported in any literature to date." While the Requester protests the patentability of the invention of the '662 patent on a strained theory of obviousness based on different SCR reductant and that different materials could predict the results achieved for the '662 patent, they advance the opposite theory in US2010/0290963. In Requester's most recently submitted response in US2010/0290963, Requester has argued that Ishihara fails to teach ammonia as a reductant or the 80% conversion rate at 200 to 400 °C for Cu-SAPO-34. If Ishihara does not predict ammonia SCR for SAPO-34, it is beyond doubt that there would be no reasonable expectation of success based on the teachings of Ishihara that the proposed modification of the aluminosilicate zeolite in Zones '644, would provide both excellent low temperature NO_x conversion and hydrothermal stability for ammonia SCR. Second Zones Decl. ¶¶ 8-11; Second Haller Decl. ¶ 12-13.

Dr. Haller observes that the study by Korhonen et al. reveals that the ammonia SCR performance is dramatically better than propene SCR behavior for Cu-SSZ-13. This was for a Cu-SSZ-13 material having a silica to alumina ratio of 18 and a Cu/Al ratio not far outside the range claimed in the '662 patent. Second Haller Decl. ¶ 14. In Figure 3 of Korhonen et al., an aluminosilicate with the CHA crystal structure showed no NO_x conversion with a propene reductant at 200 °C and about 30% NO_x conversion at 250 °C. This is far below the values in Figure 16 of Requester's patent. In addition, Figure 3 of Korhonen et al. shows that the aged performance of Cu-SSZ13 was not affected nearly as much as Cu-SAPO-34 by aging. *Id.* This recent literature must be given consideration. *See Knoll Pharm. Co. v. Teva Pharms. USA, Inc., infra, Section A.*

Requester's reliance on Halasz actually bolsters Patent Owner's position that there is unpredictability among different reductants. Dr. Moini points out that Halasz tested ammonia only at 573 K (300 °C), which is above the low temperature region of interest in the '662 patent, and Halasz plainly shows that propene and propane, both hydrocarbon reductants, exhibited completely different behavior over the same ZSM-5 catalyst. Second Moini Decl. ¶ 20. This is shown in Figures 5 and 7 of Halasz, where NO conversion reached nearly 80% after 60 minutes for propene, and less than about 40% for propane. Dr. Haller notes that Halasz proves that there is no predictability among different reductants. Second Haller Decl. ¶¶ 11.

Even if the Board accepts Requester's unsupported and flawed theory on predictability among reductants, the stunning and remarkable qualities are shown by the following graph,

highlighting the excellent catalytic activity at a wide temperature range including 250 °C and below and the maintenance of that activity after exposure to extreme hydrothermal conditions that could have never been predicted by Zones '644/Ishihara. The results from Figure 5(a) of Ishihara, which were under milder hydrothermal aging conditions and at testing conditions that would be expected to generate much higher conversions, are directly compared with Example 3 of the present invention.



(reproduced from p. 19 of Patent Owner's Response to the ACP).

Examples 22 and 22A show that CuCHA had much higher hydrothermal stability than a CHA zeolite that did not contain copper aged under extreme conditions (800 °C/48 hrs.) Figure 12 of the '662 patent confirms the surprising result that CuCHA zeolite had much higher stability than CHA zeolite that did not contain copper. Dr. Zones confirms that this result was not taught in Zones '644. Zones Decl. ¶ 12. Requester complains that Example 22 does not indicate if the sample is SSZ-62, but this is irrelevant to Dr. Zones. Second Zones Decl. ¶ 14. Reliance on Example 22 is proper.

In rebuttal of the Examiner's arguments, Requester's declarant, Dr. Lercher, opines without citation to literature that Dedecek 2 is irrelevant to ammonia SCR because Dedecek 2 is directed to NO decomposition, which cannot be extrapolated to ammonia SCR. However, Ishihara at page 98 directly refutes Dr. Lercher's opinion, stating that "the redox behavior of the Cu ion" affects NO decomposition and "the redox of the Cu ion has an important role also for the selective reduction of NO." Ishihara clearly states that the redox behavior of the Cu ion is key to both reactions. A skilled artisan with knowledge of all of the prior art would have no expectation of success combining Zones '644 with Ishihara because Dedecek 2 showed that CuCHA has zero NO decomposition activity, which Ishihara correlated to SCR of NO_x—thus the skilled artisan would expect poor SCR of NO_x with CuCHA. Ishihara and Dedecek 2 both pointed to AlPO materials, not aluminosilicate zeolites.

C. Proposed Rejection Nos. 12-15 – Claims 1-11; Claims 12-25, 28-32 and 39-55; Claim 35 Are Not Obvious

Requester's proposed rejections based on Dedecek in view of Chung all fail. Dedecek teaches that zeolites containing Cu ions attract attention owing to their high catalytic activity in NO

and N₂O decomposition and selective catalytic reduction of NO with ammonia (see p. 63). However, Dedecek never tests the catalytic activity of the natural and synthetic Cu-CHA taught therein. In fact, Dedecek 2 prepared the same synthetic Cu-CHA material as in Dedecek (compare the Experimental section at p. 64 of Dedecek with the Experimental section at p. 344 of Dedecek 2), and Dedecek 2 found that the catalyst was inactive for NO decomposition (see p. 344 and 346 of Dedecek 2). As noted above, Ishihara states that NO decomposition results can be directly correlated to SCR of NO for the same material because both reactions rely on the redox behavior of the Cu ion.

There is no rational reason to select the materials in Dedecek as a starting point in the obviousness analysis because Dedecek et al. realized their materials exhibited **ZERO nitric oxide conversion**. The Dedecek reference is unremarkable. Olson Decl. ¶¶ 26. Shortly after publication of the Dedecek reference, Dedecek 2 concludes that "Cu-chabazites were inactive." Dedecek 2, at 346. The skilled artisan having Dedecek and Dedecek 2 in front of them would consider Dedecek's materials as a poor starting point to reduce oxides of nitrogen because the Cu-chabazites were inactive for nitrogen oxide decomposition. Haller Decl. ¶¶ 26-27; Second Haller Decl. ¶ 33. Dedecek 2 also concludes that an AlPO material with the CHA structure had high and stable conversion while the aluminosilicate zeolite with the CHA structure was inactive. Second Haller Decl. ¶ 33. Regarding Chung, the samples with higher silica to alumina ratio exhibited the worst NO_x conversion. Haller Decl. ¶¶ 28-30; Olson Decl. ¶ 27. Requester's singular focus on hydrothermal stability is misplaced, as the claimed invention provides a catalyst with both high NO_x conversion at low temperatures (below 350° C) and hydrothermal stability. Haller Decl. ¶ 30. When considering both properties, it is clear Chung teaches away from the claimed invention.

The zeolite art, and especially catalysis with zeolites, is a highly unpredictable area of research, and experts in the field provide further factual reasons for this unpredictability. Second Haller Decl. ¶ 15; Second Olson Decl. ¶¶ 15-18; Second Zones Decl. ¶¶ 12-14. Dr. Olson explains that there are far too many differences between MOR and ZSM-5 framework types disclosed in Chung and the CHA framework type in Dedecek to predict the behavior of metal cations and catalytic behavior of a metal loaded CHA zeolite. Second Olson Decl. ¶ 15. Dr. Olson points out the error in relying on the teachings of Chung to teach loading of copper metal on the CHA zeolite of Dedecek. *Id.* ¶ 16. As explained by Dr. Olson, current research shows that the Cu²⁺ active sites for selective catalytic reduction by ammonia are present in Cu-SSZ-13, but not in Cu-ZSM-5. *Id.* ¶ 17. This is attributed to the different structural characteristics of the ZSM-5 framework and the

CHA framework. *Id.* Dr. Olson concludes there is a lack of predictability of catalytic performance among zeolite structure types, especially when the goal is to provide a catalyst having the properties of the '662 patent. *Id.* ¶ 18. Dr. Haller notes that it has been long understood that metal ions interact very differently in different zeolite structure types. Second Haller Decl. ¶ 15. Dr. Haller observes that the ZSM-5 structure favored dimeric copper, while Cu-CHA favored the Cu^{2+} species, which is important in determining the type of reaction that will be promoted by the Cu-zeolite. Dr. Zones reiterates the same unpredictability with detailed factual reasoning. Second Zones Decl. ¶¶ 12-14. Furthermore, Dr. Zones explains that increasing the silica to alumina ratio in a zeolite results in highly unpredictable behavior, which is actively debated in the zeolite research community. Second Zones Decl. ¶ 12. The teachings of Chung with regard to silica to alumina ratio cannot be extended to a different framework type zeolite in Dedecek because there would be no expectation of predictable catalytic behavior. *Id.*; Second Haller Decl. ¶ 15; Second Olson Decl. ¶¶ 15-17.

D. Unexpected Results and Secondary Considerations Favor Patentability

Patent owner provided a detailed analysis of the closest prior art according to Federal Circuit law. Dr. Haller prepared an extensive analysis with respect to the closest prior art to compare limitations in claims 1, 25, 31 and 39 with each reference cited in the ACP as well as Example 11 in the '662 patent. *See* Second Haller Decl. ¶¶ 24-30. Patent Owner submits that the closest prior art under the proper standards set forth above is Dedecek and Example 11 in the '662 patent. *See* Second Haller Decl. ¶¶ 24-30. Ishihara would not be considered the closest prior art, as it has the fewest features in common with the claimed invention, namely, **only the crystal structure**. Without making any concession or admission with respect to whether they are the closest prior art, in the interest of furthering reexamination, a comparison of the claimed invention was also provided with respect to examples representative of Zones '644 and Yuen.

Despite this extensive comparison to four prior art samples, which was accepted by the Examiner, Requester complains that this is not good enough, with citation to *In re Johnson*. As noted above, there is no disclosure in Zones with respect to inclusion of a particular amount of copper. Requester's complaints about the actual prior art tested are merely attorney argument and not from the perspective of a skilled artisan. For example, Requester's attorney argument alleges the importance of pore size, apparently forgetting that this is **not a claimed limitation**. Dr. Haller's Second Declaration provides an extensive comparison of the claimed invention to the cited art, together with reasoning from the perspective of a person having ordinary skill in the art. The aging

conditions in the Second Moini Declaration compared two Dedecek samples, Zone '662 Example 1, Yuen, and three samples (2, 3, 4) within the scope of the claimed invention, **all under the same aging conditions** (850 °C/6 hrs). The Examples in the '662 patent in Table 1, were all aged under the same conditions (800 °C/50 hrs), and showed that the aged performance of CuBeta significantly declined compared to the inventive Examples. Requester complains that the Second Moini Declaration does not provide the silica to alumina ratio for the H⁺-CHA sample, however, if it was not clear, this sample was a comparison of Zones '644 Example 1 and had a silica to alumina ratio of about 30. Apparently, Requester would have Patent Owner compare the claimed invention to a Cu-promoted version of Zones '644, when Zones '644 does not disclose or suggest amounts of copper--subject matter that does not exist in the prior art, which is not required. *See In re Chapman*, 357 F.2d 418, 422 (C.C.P.A. 1966) (Requiring applicant to compare claimed invention with polymer suggested by the combination of references relied upon in the rejection of the claimed invention under 35 U.S.C. § 103 "would be requiring comparison of the results of the invention with the results of the invention."). Requester continues to argue about the low temperature activity of Chung from 350 °C and above, when this is not even the low temperature range of interest of the invention.

Patent Owner does not address Requester's newly submitted experimental data.¹

Requester's arguments that the attempt to show unexpected results are not commensurate with the scope of the invention fail, as the Patent Owner has provided evidence of aged low temperature (200 °C) NO_x conversion at various silica to alumina and copper to aluminum ratios. Example 2- Cu/Al 0.33; Example 3- Cu/Al 0.38; Example 4- Cu/Al 0.44; Example 1A- Cu/Al 0.40 in the '662 patent demonstrate that aged performance for samples aged at 800°C/50 hrs. or 850 °C/6 hrs., which represent more extreme aging conditions than in any of the references. The aged NO_x conversion of the catalyst defined by the claims exceeded 50%, and several examples exceed 60%. In addition, the sample sent to Ford, having a silica/alumina=30 and Cu/Al= 0.45, is representative of the claimed invention. Second Ravindran Decl. Dr. Moini provides further data obtained after the filing date of the '662 patent that provides wider ranges of silica to alumina and copper to aluminum demonstrating the excellent aged performance of the material of the claimed invention. Second Moini Decl. ¶¶ 25. Requester ignores the fact that all that is required is that a narrow portion of a claimed range would be sufficient to rebut a *prima facie* case of obviousness if a skilled artisan

¹ Patent Owner has submitted an Opposition to Requester's petition to enter New Experimental Results. In the unlikely event that the New Experimental Results are entered, Patent Owner should be provided an opportunity to respond.

"could ascertain a trend in the exemplified data that would allow him to reasonably extend the probative value thereof." *In re Clemens*, 622 F.2d 1029, 1036, 206 USPQ 289, 296 (CCPA 1980).

Patent Owner has shown the nexus between the Ford sample and the claimed invention. The Ravindran Declarations establish that the sample sent to Ford had an SAR of 30 and Cu/Al of 0.45, within the scope of the claimed invention. Ravindran Decl.; Second Ravindran Decl. Requester nitpicks the details of the sample preparation, such as the presence of a binder in the Ford sample, but the working and Comparative examples in the '662 patent also included a binder.

Numerous secondary considerations further support the patentability of the claims. Experts in the field have referred to the material of the '662 patent as "stunning," "superior" and "remarkable." Second Roth Decl. ¶34. Requester repeatedly refers to a strong *prima facie* case of obviousness, when it is clear that no *prima facie case* exists in the first place. Roth Decl. ¶¶ 4-11; Second Roth Decl. ¶¶ 8-34; Second Haller Decl. ¶¶ 31-33; Moini Decl. ¶¶ 3, 4.

Dr. Roth's declarations establish the skepticism of experts from DOE and respected industry and university researchers. Second Roth Decl. ¶¶ 28, 29. The experts in the field were concerned with the poor hydrothermal stability of Cu-zeolites. *Id.* Dr. Roth also detailed the long felt need for a metal promoted zeolite exhibiting the properties of the invention of the '662 patent. One of Requester's experts, Dr. Centi, noted that there was an interest in zeolites at least since 1992, and that as of 2009, it was believed that Cu-zeolites lacked hydrothermal stability. Second Roth Decl. ¶ 32. After publication of the application for the '662 patent, researchers in the field heaped praise on the invention. DOE researchers, who previously cast doubt on Cu zeolites, deemed the materials of the '662 patent as "superior." Second Roth Decl. ¶ 33. Prior to the publication of the '662 patent, the Dedecek 2 paper was the only known study of CuCHA for NO_x conversion, but after the publication there has been a firestorm of research on CuCHA materials. Second Haller Decl. ¶ 32. *See In re Piasecki*, 745 F.2d at 1474. Finally, the invention of the '662 patent won a prestigious research award. Roth Decl. ¶ 12.

E. Proposed Rejection No. 1 –No New Matter Has Been Introduced

MPEP Section 2163.06 I. "Treatment of New Matter" states that when the claims "have not been amended," but the specification has been amended to add new matter, "a rejection of the claims under 35 U.S.C. 112, first paragraph should be made whenever any of the claim limitations are affected by the added material." First, no matter has been added to the specification. Second, the deletion of "ZYT-6" from the specification, which Requester admits is a silicoaluminophosphate, has

no effect on the claim limitations. As explained by Dr. Haller, "[i]t is well known to one of ordinary skill in the art that a SAPO material has a silica to alumina ratio less than one, and certainly less than 15", and thus, the claims of the '662 patent exclude SAPO materials." Second Haller Decl. ¶ 7. The Requester's claim is without merit. Additionally, Requester's proposed rejection is defective, as the proposed rejection should be under 35 U.S.C. 112, and not 35 U.S.C. 132.

F. Proposed Rejection No. 2 –Claims 1-6, 9-26, and 28-55 Were Not Enlarged

Amending the silica to alumina ratio to recite "from about 15" when the claim previously recited "greater than about 15" and amending the ratio of Cu/Al to recite "from about 0.25" from "exceeding about 0.25" does not impermissibly enlarge the claims. Requester ignores the criterion in MPEP Section 2658 III.A. that a claim is enlarged only "where the claim is broader than each and every claim of the patent." Moreover, "[p]roper claim construction ... demands interpretation of the entire claim in context, not a single element in isolation." *Hockerson-Halberstadt, Inc. v. Converse, Inc.*, 183 F.3d 1369, 1374 (Fed. Cir. 1999). Here, amended claims 1 and 25 are narrower than original claim 2, which recited a broader silica to alumina range, and original claim 1, which contained open-ended amounts of silica to alumina and Cu/Al. Moreover, Patent Owner agrees with the Examiner that Requester has not met their burden to show that there is a discernible difference between "from about 15" and "greater than about 15". Likewise, claim 39 contains a narrower silica to alumina ratio than original claims 1 and 2, and "equal to or exceeding about 0.25" is no broader than exceeding about 0.25 in original claims 1 and 25.

G. The Dependent Claims

Requester's Waiver with Respect to Dependent Claims

Requester-Appellant fails to "separately argue claims which appellant has grouped together," as required by 37 CFR 41.67(c)(1)(vii). Accordingly, Requester-Appellant has waived "any argument that the Board must consider the patentability of any grouped claims separately." 37 CFR 41.67(c)(1)(vii). Requester has merely stated "Appellant submits that the dependent claims are obvious for the reasons set forth above." The separate arguments provided below for the dependent claims are thus uncontested by Requester-Appellant.

Dependent Claims

Contrary to the assertions of the Requester, Patent Owner submitted detailed arguments with respect to the dependent claims in the Response to the Second Action Closing Prosecution, and the Response to the First Office Action, which are incorporated by reference herein.

Claims 2-8

There is nothing in the combined teachings of any of Zones/Ishihara and Dedecek/Chung suggesting the specific ranges of silica to alumina and Cu/Al of each of these claims.

Claims 9-11

There is no teaching at all in Zones/Ishihara or Dedecek/Chung with respect to the features of claims 9-11, namely a catalyst that contains exchanged and non-exchanged copper. No such feature is disclosed or suggested in any of the cited references.

Claims 16, 17, 19, 20, 23 and 24

Requester does not address these claims. There is no teaching at all in Zones/Ishihara or Dedecek/Chung with respect to the features of these claims. Each of these claims require Pt and CuCHA on a substrate in various configurations. The NH₃ destruction catalyst of Patchett '843 is dispersed on a refractory metal oxide, not a zeolite. Patchett does not teach that platinum-containing NH₃ destruction catalysts will oxidize NH₃ without forming NO_x. In fact, Patchett '843 teaches the exact opposite at ¶ 0017 (emphasis added): "A drawback associated with use of platinum group metals, and in particular, platinum in the NH₃ destruction catalysts is that excess ammonia may be oxidized **to form NO_x instead of the innocuous products N₂ and H₂O.**" Patchett '843 also acknowledges that "higher concentrations are liable to promote the conversion of excess ammonia to NO_x and not to N₂." Patchett '843 at ¶ 0017. Furthermore, Figures 8 and 9 of Patchett '843 clearly show formation of high amounts of NO_x, especially at or above temperatures of 300° C. Patent Owner submits that Example 14 and Figure 6 of the '662 patent demonstrate unexpected results.

Conclusion

For the reasons provided above, Requester's appeal should be denied.

Respectfully submitted,
BASF CORPORATION

By /Scott S. Servilla, Reg. No. 40,806/
Scott S. Servilla
Registration No. 40806

Date: October 12, 2012

Customer Number 13872
Diehl Servilla LLC
33 Wood Avenue South
Second Floor, Suite 210
Iselin NJ 08830

VIII. EVIDENCE APPENDIX

1. Declaration of Gary L. Haller, Ph.D. Under 37 C.F.R. § 1.132, dated February 8, 2011 (Haller Decl.) and exhibits thereto (entered in first Action Closing Prosecution (ACP) dated November 18, 2011)
2. Declaration of Ahmad Moini, Ph.D. Under 37 C.F.R. § 1.132, dated February 9, 2011 (Moini Decl.) (entered in first ACP dated November 18, 2011)
3. Declaration of David H. Olson, Ph.D. Under 37 C.F.R. § 1.132, dated February 7, 2011 (Olson Decl.) and exhibits thereto (entered in first ACP dated November 18, 2011)
4. Declaration of Pramod Ravindran Under 37 C.F.R. § 1.132, dated January 31, 2011 (Ravindran Decl.) and exhibits thereto (entered in first ACP dated November 18, 2011)
5. Declaration of Stanley Roth, Ph.D. Under 37 C.F.R. § 1.132, dated January 20, 2011 (Roth Decl.) and exhibits thereto (entered in first ACP dated November 18, 2011)
6. Declaration of Stacey I. Zones, Ph.D. Under 37 C.F.R. § 1.132, dated February 7, 2011 (Zones Decl.) (entered in first ACP dated November 18, 2011)
7. Declaration of Gary L. Haller, Ph.D. Under 37 C.F.R. § 1.132, dated December 18, 2011 (Second Haller Decl.) and exhibits thereto (entered in second ACP dated May 11, 2012)
8. Declaration of Ahmad Moini, Ph.D. Under 37 C.F.R. § 1.132, dated December 18, 2011 (Second Moini Decl.) (entered in second ACP dated May 11, 2012)
9. Declaration of David H. Olson, Ph.D. Under 37 C.F.R. § 1.132, dated December 15, 2011 (Second Olson Decl.) and exhibits thereto (entered in second ACP dated May 11, 2012)
10. Declaration of Pramod Ravindran Under 37 C.F.R. § 1.132, dated December 14, 2011 (Second Ravindran Decl.) (entered in second ACP dated May 11, 2012)
11. Declaration of Stanley Roth, Ph.D. Under 37 C.F.R. § 1.132, dated December 15, 2011 (Second Roth Decl.) and exhibits thereto (entered in second ACP dated May 11, 2012)
12. Declaration of Stacey I. Zones, Ph.D. Under 37 C.F.R. § 1.132, dated December 16, 2011 (Second Zones Decl.) and exhibit thereto (entered in second ACP dated May 11, 2012)

IX. RELATED PROCEEDINGS APPENDIX

None

CERTIFICATE OF SERVICE

I hereby certify that on October 12, 2012, a copy of the Patent Owner's Brief on Appeal and all attachments was served via First Class U.S. Mail on the attorney for the Third Party Requester at the following address:

Raymond R. Mandra
FITZPATRICK, CELLA, HARPER & SCINTO
1290 Avenue of the Americas
New York, NY 10104-3800

Date: October 12, 2012

By /Scott S. Servilla, Reg. #40806/
Scott S. Servilla
Registration No. 40806
Attorney for Patent Owner

Diehl Servilla LLC
33 Wood Avenue South
Second Floor, Suite 210
Iselin, NJ 08830
Telephone: (732) 815-0404

IN THE UNITED STATES PATENT AND TRADEMARK OFFICE

In *Inter Partes* Reexamination of:)
: Examiner: DIAMOND, ALAN D
BULL ET AL.)
: Group Art Unit: 3991
Reexamination Control No. 95/001,453)
: Confirmation No: 2755
Patent No. 7,601,662)
: Issued: October 13, 2009)
: For: COPPER CHA)
ZEOLITE CATALYSTS)

Mail Stop Inter Partes Reexam
Central Reexamination Unit
Commissioner for Patents
P.O. Box 1450
Alexandria, VA 22313-1450

DECLARATION OF STANLEY ROTH, PH.D. UNDER 37 C.F.R. § 1.132

I, Stan Roth, do declare and say as follows:

1. I am currently the research group leader for diesel oxidation catalysts and soot filters for BASF Corporation, located in Iselin, New Jersey. In 2005, I held the position of research group leader for NOx control catalysts for Engelhard Corporation, which was subsequently acquired by BASF Corporation.

2. I received a doctorate degree in Inorganic Chemistry in 1982 from University of Illinois. I have been involved in the research and development of catalysts since 1986, and since 1995 I have worked in the areas of research and development of catalysts for automotive emissions, in particular diesel engines.

3. I am familiar with United States Patent No. 7,601,662 ("the '662 patent"), which is directed to a catalyst comprising a zeolite having the CHA crystal structure, a silica to alumina

ratio of about 15 and an atomic ratio of copper to aluminum exceeding about 0.25, with specific claims directed to silica to alumina ratios in the range of 15 to 40 and copper to aluminum ratios in the range of about 0.25 to 0.50. Such catalysts are useful for the abatement of nitrogen oxides in lean burn engines such as diesel engines, particularly by selective catalytic reduction in excess oxygen in the presence of a reductant such as ammonia. I understand that the '662 patent presently under reexamination in the United States Patent and Trademark Office, and that all of the claims have been rejected as allegedly being obvious over various cited references.

4. In 2005, I contacted a university professor, whom Engelhard was working with to obtain Department of Energy (DOE) funding for a proposal to study Cu-zeolites for selective catalytic reduction (SCR) of nitrogen oxides (NOx). Exhibit A attached hereto is a copy of the e-mail correspondence with the university professor on the DOE proposal, with the names of the professor, DOE review personnel and other personnel redacted. As shown on page 7 of Exhibit B, the grant proposal was wait-listed because the DOE grant monitor concluded that "Cu-exchanged zeolites lack the hydrothermal stability needed to be commercially viable for SCR of NOx with ammonia for diesel engines."

5. After receiving the information that the grant proposal had been wait-listed, I wrote back to the professor asking if the proposal could be reconsidered. The professor explained that "some reviewers, and my DOE grant manager simply think Cu-exchanged zeolites are far to [sic, too] unstable to water to be commercially feasible, so they do not want to fund work in the area." (Exhibit A, at page 5).

6. After writing to the professor a second time, the professor quoted the DOE contact as stating:

"Clarifying the water-stability issue, without revealing proprietary knowledge, would be a good point to address in a new version. I have

heard the same negative comment about the prospects for Cu-zeolites from several other investigators who presumably are also experts in this area. Thus, it is imperative to argue/present evidence that dispels such belief. More that the practicality of the concept, such as prospects for large-scale commercialization, the BES reviewers will be seeking for the rationale that will lead to new/corrected mechanistic understanding underlying such stability (or lack thereof)."

(Exhibit A, page 3).

7. The professor further quoted one of the reviewers as stating:

"The structure-property-processing relationships that the PI's describe as the scientific goals are meritorious and worthy of support. The PI's weaken their position considerably, however, by emphasizing the technology of SCR in diesel vehicles when in fact propose to study de-NOx via ammonia over Cu-exchanged mordenite. Moreover, the PI's completely side step the issue of catalysts deactivation in the presence of water; I believe this to be the primary reason why metal-exchanged zeolites have limited application. It is interesting to note that not a single metal-zeolite for SCR was commercialized in the USA in the 1990's (see John Armor, App. Cat. A, V222, page 407(2001))."

(Exhibit A, pages 3-4).

8. The statements made by the DOE contact and reviewers represented the view of many researchers and those skilled in the art that Cu-zeolites could not be used as catalysts for the SCR of NOx because of the inability to maintain NOx conversion upon exposure to hydrothermal conditions—namely temperatures in excess of 650° C and H₂O of 10%. Even the recent literature, recognizing the results achieved in the '662 patent have called the problem of NOx reduction in lean burn engines as "daunting". (Exhibit B, first page).

9. The challenge before the invention of the '662 patent was to provide a zeolite material promoted with a metal or metal ion that exhibited high NOx conversion across a wide temperature range, including temperatures in the range of 200° to 350° C and that maintained high NOx conversion after hydrothermal aging of temperatures above 650° C, and in some cases

as high as 800° C or 900° C. The researchers at Ford summarized the problem in the research paper attached as Exhibit C (first page):

Passenger and light duty diesel vehicles will require up to 90% NO_x conversion over the Federal Test Procedure (FTP) to meet future Tier 2 Bin 5 standards. This accomplishment is especially challenging for low exhaust temperature applications that mostly operate in the 200° - 350° C temperature regime. Selective catalytic reduction (SCR) catalysts formulated with Cu/zeolites have shown the potential to deliver this level of performance fresh, but their performance can easily deteriorate over time as a result of high temperature thermal deactivation.

10. In 2006, I am aware that Engelhard Corporation provided samples of a Cu-zeolite having the CHA crystal structure deposited on a substrate to Ford Motor Company for SCR testing, and I understand that this is the material tested and described in Exhibit C, a research paper by Ford Motor Company entitled "Enhanced Durability of a Cu/Zeolite Based SCR Catalyst. As noted in Exhibit C (first page), it was believed that Fe-zeolites exhibited superior hydrothermal durability compared to Cu-zeolites. After testing the samples that were sent to Ford, the Ford researchers concluded that the material of the '662 patent is "remarkable". (Exhibit C, last page).

In past years, no reported Cu/zeolite SCR formulation was able to yield stable low temperature NO_x performance after exposure to hydrothermal conditions consisting of 1 hour at 950° C. Within the last year, a remarkable Cu/zeolite SCR formulation was identified with high NO_x conversion in the 200° C – 350° C temperature range.

11. The material claimed in the '662 patent has been sold for use as a SCR catalyst for the removal of NO_x in diesel engines in several different automotive manufacturer vehicle platforms. The material of the '662 patent has met a long-standing and previously unfulfilled need - a metal zeolite that exhibits both excellent NO_x conversion over a wide temperature range, including the range of 200° to 350° C, and that maintains high conversion after exposure to hydrothermal conditions. This has allowed automotive manufacturers to meet increasingly stringent NO_x standards that went into effect in 2010.

12. The Research & Development Council of New Jersey has recognized the inventors of the '662 patent with the 2010 Thomas Alva Edison Patent Award in the environmental category, which recognizes the outstanding work done by New Jersey scientists and inventors by honoring the most exceptional efforts.

I hereby declare that all statements made herein of my own knowledge are true and that all statements made herein on information and belief are believed to be true; and further that these statements were made with the knowledge that willful false statements and the like so made are punishable by fine or imprisonment, or both, under Section 1001 of Title 18 of the United States Code, and that such willful false statements may jeopardize the validity of the above-identified patent.

Respectfully submitted,

Dated: January 20, 2011


By: 
Stanley Roth, Ph.D.

EXHIBIT A

Stan Roth/RD/ENGELHARD

09/28/2005 02:55 PM

To James [REDACTED] <[REDACTED]@edu>
cc
Subject RE: proposal on Cu-zeolites for NOx SCR [Link](#)

Jim,

I have been out of the country for the past week. How did we leave this issue of your DOE proposal?

From my perspective you can go ahead as planned in your memo below. Hopefully our discussion has been useful. You can modify your introduction to include the comparative zeolite requirements for HC-SCR and NH3-SCR. Let me know if you require me to slightly modify my 2005 memo to state that "Preliminary experimental data shows thermal durability to 800 °C"

In the zeolite literature there are probably many examples of structures with hydrothermal durability to the 700-800 °C range. The big issue appears to be your DOE reviewers that have experience limited to the Cu-ZSM5 HC-SCR example, where catalytic performance quickly died after modest hydrothermal aging.

I understand that you like Mordinite because it's symmetry makes calculations easier. And that many of your papers have concerned work on ZSM-5. Is part of the problem with your DOE proposal that you are stressing continual work on these zeolites?

Moving forward, I would not really recommend either of these zeolites for the NH3-NOx application. Do we want to take our relationship to the next step, and have Engelhard supply you with samples for evaluation/modelling. This will of course require confidentiality/secretcy agreements, and in the past it has taken months to iron out all the legal implications. In cases were the University requires retention of patent rights, Engelhard has declined to participate in potentially useful programs. The alternative is to keep the relationship on an informal basis. That limits the relevance of your work to model catalyst systems, but also puts no limitations on publication of the results. Let me know you thoughts on this subject.

Regards,
Stan

[REDACTED] <[REDACTED]@edu>

09/16/2005 05:05 PM

To: Stan_Roth@engelhard.com
cc:
Subject: RE: proposal on Cu-zeolites for NOx SCR

Hi Stan,

Thanks very much for the explanation. I knew part of it, but what you said really clarified the issues for me.

I would like to go ahead and resubmit my proposal mostly as is but with more explanation of the stabilization issue, as that was the only major objection

to our proposal, which otherwise was very favorably reviewed.

So, my plan is to change our intro to include some of [REDACTED]'s data from [REDACTED], and some data from [REDACTED] [REDACTED] of the [REDACTED] Institute.

With your permission, I will also clarify some of the stability issues using the info only from your Sept 16 email, and none of your proprietary info.

I would like to also ask if I could reuse the letter you had given me in January 2005, but with a current date?

Hopefully that will be enough. The DOE really wants me to resubmit by mid-September to meet their January review, so I am unfortunately being rushed in my revisions.

Thanks again for your help!

Best wishes,
Jim

James [REDACTED]
Professor
Department of Chemical and Materials Engineering
[REDACTED] University
[REDACTED]
[REDACTED]
[REDACTED] [REDACTED]
[REDACTED] (fax)

-----Original Message-----

From: Stan_Roth@engelhard.com [mailto:Stan_Roth@engelhard.com]
Sent: Friday, September 16, 2005 12:38 PM
To: James [REDACTED]
Cc: [REDACTED]; Stan_Roth@engelhard.com
Subject: RE: proposal on Cu-zeolites for NOx SCR

Jim,

Thank you for these reviewer quotes.
At last I finally understand where the objections to your proposals are coming from.

5-10 years ago there was much effort worldwide on the reaction of HC+NOx, oven known as active lean NOx or HC-SCR. There are probably 500+ literature references to this catalyst concept. There were two main types of catalyst used for this reaction:

(1) Pt-ZSM5 which functioned from 180-250°C but had as it's main weakness that the reaction was not selective and produced predominately N2O rather than N2.

(2) Cu-ZSM5 which was had an activity window from 300-500°C, did not produce N2O, but had as it's main weaknees that the catalyst deactivated and could not survive extended hydrothermal treatment over 550°C. The mechanism of deactivation was clearly demonstrated to be loss of strong

acid sites in the zeolite that were responsible for coke formation. The reaction pathway involved the sequential reaction of HC on the acid sites to form coke. The reaction of NO on Cu to form NO₂ and the reaction of NO₂ with "coke" to form NO and N₂.

NH₃-SCR catalysts do not have the same deactivation mechanism because the strong acid sites do not play a role in the rate determining step of the reaction. Yet it appears as if the reviewers, who are not experts in the field, are taking what little they have heard about unrelated chemistry and drawing the conclusion that your proposed project is not based on a catalyst that can survive under realistic conditions.

How do we go forward?

Regards,
Stan

P.S. I will be out of the office for the next week visiting automotive/truck customers in Europe. We can talk again when I return.

James [REDACTED]
<[REDACTED]> To: Stan.Roth@engelhard.com
[REDACTED].edu> cc: [REDACTED] <[REDACTED].edu>
Subject: RE: proposal on Cu-zeolites for NO_x SCR
09/14/2005 02:55
PM

Hi Stan,

Our DOE contact is [REDACTED]. Here is the latest quote from him:
"Clarifying the water-stability issue, without revealing proprietary knowledge, would be a good point to address in a new version. I have heard the same negative comment about the prospects for Cu-zeolites from several other investigators who presumably are also experts in this area. Thus, it is imperative to argue/present evidence that dispels such belief. More than the practicality of the concept, such as prospects for large-scale commercialization, the BES reviewers will be seeking for the rationale that will lead to new/corrected mechanistic understanding underlying such stability (or lack thereof)."

Also, a quote from one of the reviewers was:

"The structure-property-processing relationships that the PI's describe as the scientific goals are meritorious and worthy of support. The PI's weaken their position considerably, however, by emphasizing the technology of SCR

in diesel vehicles when in fact propose to study de-NOx via ammonia over Cu-exchanged mordenite. Moreover, the PI's completely side step the issue of catalysts deactivation in the presence of water; I believe this to be the primary reason why metal-exchanged zeolites have limited application. It is interesting to note that not a single metal-zeolite for SCR was commercialized in the USA in the 1990's (see John Armor, App. Cat. A V222, page 407(2001))."

So, I think their major concern is instability of the zeolite, either due to dealumination or inactivation of the Cu. Any help you could provide would be greatly appreciated. [REDACTED] [REDACTED] just gave me approval to include her latest results presented at DEER 2005 meeting, which helps greatly but doesn't specify the metal in the zeolite. So, if you could give me any info re. stability of Cu-exchanged zeolites, I would greatly appreciate it.

Thanks very much!

Jim

James [REDACTED]
Professor
Department of Chemical and Materials Engineering
[REDACTED] University
[REDACTED]
[REDACTED]
[REDACTED]
([REDACTED]) [REDACTED]
([REDACTED]) (fax)

-----Original Message-----

From: Stan_Roth@engelhard.com [mailto:Stan_Roth@engelhard.com]
Sent: Wednesday, September 14, 2005 11:34 AM
To: James [REDACTED]
Subject: RE: proposal on Cu-zeolites for NOx SCR

Jim,

Is the issue one of your contact at DOE not understanding the fundamental hydrothermal stability of zeolites. If that is the case I can probably pull together some papers/patents that show zeolites can remain stable for HC adsorption or acid catalysis after being exposed to high temperatures.

Or is the issue one of stability of Cu in the zeolite matrix, and its ability to retain SCR specific activity after exposure to high temperatures.

Who is your DOE contact. I know some of the DOE people that have been involved in funding advanced combustion and catalyst programs. Specifically Gurpreet Singh and Kevin Stork.

Regards,
Stan

James [REDACTED]
<[REDACTED]@engelschard.com> To:
<[REDACTED].edu> cc:
Subject: RE: proposal on
Cu-zeolites for NOx SCR
09/14/2005 12:45
PM

Dear Stan,

The information you present below would make ALL the difference between our receiving or not receiving a grant from DOE. Some reviewers, and my DOE grant manager, simply think Cu-exchanged zeolites are far too unstable to water to be commercially feasible, so they do not want to fund work in the area.

One option would be for you to verbally share that information with my DOE grant officer, but ask him to keep it confidential.

Another option is if I quote the information below but do not name the company, but inform the reviewers that DOE has been told.

Please think about this, as without help from you or [REDACTED], the DOE grant officer thinks work in this area is useless.

I am also waiting to hear from [REDACTED] at [REDACTED], as she has shared some exciting data privately with our group, and I am hoping I will be allowed to include or refer to it.

Best wishes,
Jim

James [REDACTED]
Professor
Department of Chemical and Materials Engineering
[REDACTED] University
[REDACTED]
[REDACTED]
[REDACTED] () 9 [REDACTED]
[REDACTED] (fax)

-----Original Message-----

From: Stan_Roth@engelhard.com [mailto:Stan_Roth@engelhard.com]
Sent: Wednesday, September 14, 2005 9:29 AM
To: James [REDACTED]
Subject: Re: proposal on Cu-zeolites for NOx SCR

Jim,

Under laboratory aging conditions of air + steam we have SCR catalysts based on Cu-zeolite that have survived 50h at 800°C without significant loss in SCR activity and still exhibit >90% NOx conversion at inlet temp >300°C. At lower temperatures the performance drops due to oxidation of NO not due to thermal durability of the Cu-zeolite.

This information is confidential to Engelhard and I am uncertain how to support your program without disclosure of our product performance. Such a catalyst will likely not be in commercial application until 2010.

Is there any way to support your program without disclosure of confidential information?

It sounds to me as if DOE has a reviewer who does not have much experience with zeolites.

Regards,
Stan

James [REDACTED]
[REDACTED] To:
Stan_Roth@engelhard.com
[REDACTED].edu> cc:
Subject: proposal on
Cu-zeolites for NOx SCR
09/06/2005 03:07
PM

Dear Stan,

I hope all is well with you. I've been waiting to hear on my DOE proposal, which was "wait-listed" and although it was close, it was finally not approved for funding. The major criticism from one reviewer (and echoed by

the DOE grant monitor) is that Cu-exchanged zeolites lack the hydrothermal stability needed to be commercially viable for SCR of NO_x with ammonia for diesel engines.

I greatly appreciate the support letter you wrote for me last year, which was helpful, but due to proprietary issues it was not quite strong enough to address the reviewers concerns.

DOE has encouraged me to resubmit the proposal in the next 1-2 weeks, if I can obtain stronger evidence of the hydrothermal stability of the zeolites. I am asking [REDACTED] at [REDACTED] for help and to be able to include some of her data, but I would also greatly appreciate it if you again give me a letter of support, especially one that directly addresses the hydrothermal stability concerns.

I very much want to continue work in this area, but without stronger evidence of hydrothermal stability I will not be able to address the reviewers concerns and obtain funding from DOE. So, I would greatly appreciate any help you can give, in the form of a modified letter from last year, and/or any data I can point to.

Thanks very much.

Sincerely,

James [REDACTED]

Professor

Department of Chemical and Materials Engineering

[REDACTED] University


[REDACTED]

[REDACTED]

[REDACTED]


[REDACTED] (fax)

EXHIBIT B



Contents lists available at ScienceDirect

Journal of Catalysis

journal homepage: www.elsevier.com/locate/jcat

Priority Communication

Excellent activity and selectivity of Cu-SSZ-13 in the selective catalytic reduction of NO_x with NH₃

Ja Hun Kwak, Russell G. Tonkyn, Do Heui Kim, János Szanyi, Charles H.F. Peden*

Institute for Interfacial Catalysis, Pacific Northwest National Laboratory, Richland, WA 99354, United States

ARTICLE INFO

Article history:

Received 15 June 2010

Revised 30 July 2010

Accepted 30 July 2010

Available online 15 September 2010

Keywords:

Cu-SSZ-13

Zeolites

Ammonia SCR

N₂ selectivity

ABSTRACT

Superior activity and selectivity of a Cu ion-exchanged SSZ-13 zeolite in the selective catalytic reduction (SCR) of NO_x with NH₃ were observed, in comparison with Cu-beta and Cu-ZSM-5 zeolites. Cu-SSZ-13 was not only more active in the NO_x SCR reaction over the entire temperature range studied (up to 550 °C), but also more selective toward nitrogen formation, resulting in significantly lower amounts of NO_x by-products (i.e., NO₂ and N₂O) than the other two zeolites. In addition, Cu-SSZ-13 demonstrated the highest activity and N₂ formation selectivity in the oxidation of NH₃. The results of this study strongly suggest that Cu-SSZ-13 is a promising candidate as a catalyst for NO_x SCR with great potential in after-treatment systems for either mobile or stationary sources.

© 2010 Elsevier Inc. All rights reserved.

1. Introduction

The abatement of environmentally harmful NO_x compounds (NO, NO₂, and N₂O) emitted from mobile or stationary power sources remains a challenging task for the catalysis community. In particular, conventional three-way catalysts used in the exhaust after treatment technologies of internal combustion engines prove ineffective when the engine is operated under highly oxidizing conditions (to achieve better fuel efficiency). The problem is daunting, since reduction chemistry (NO_x to N₂) has to be carried out under highly oxidizing conditions. Several approaches have been proposed for lean-NO_x abatement, each of them with its own specific sets of problems. The two technologies that seem to have clear advantages among the processes proposed are the selective catalytic reduction either with hydrocarbons (HC-SCR) or with ammonia (NH₃-SCR), and lean-NO_x traps (LNT). For the NH₃-SCR technology, transition metal (in particular Fe and Cu) ion-exchanged zeolite catalysts have shown high activity and N₂ selectivity.

The most extensive studies have been carried out on Cu²⁺ ion-exchanged ZSM-5 (Cu-ZSM-5) zeolites, first shown to exhibit high NO decomposition rates and NO_x SCR activities in the 1980s [1–7]. More recently, Cu²⁺-exchanged beta zeolite (Cu-beta) has been shown to have excellent activity in the SCR of NO_x with NH₃, and metal-exchanged beta zeolites are generally found to have greater hydrothermal stability than similar ZSM-5 catalysts [8]. In the very recent patent literature, Cu²⁺ ion-exchanged SSZ-13 (Cu-SSZ-13)

has been reported to exhibit NO_x conversions of 90–100% over a wide temperature range in the NH₃-SCR process, and its activity exceeded 80% even after extensive high-temperature hydrothermal aging [9]. The SSZ-13 zeolite has chabazite (CHA) structure with a relatively small pore radius (~3.8 Å) in an eight-membered ring [10]. The enhanced thermal stability of the Cu-SSZ-13 catalyst has been attributed to the location of copper ions within the cage; i.e., just outside the six-membered rings of the zeolite framework, as evidenced by XRD analysis [11]. Although, high catalytic activity has been reported in the patent literature for the Cu-SSZ-13 catalyst under a specific set of reaction conditions, no comparisons have been made with other, widely studied NH₃-SCR catalysts (i.e., Cu-ZSM-5 and Cu-beta) under the same reaction conditions. Here, we report on the performance of a Cu-SSZ-13 catalyst in the SCR of NO_x with NH₃, particularly focusing on the activity and N₂ selectivity in comparison with those of Cu-beta and Cu-ZSM-5. We also compare the NH₃ oxidation activities/selectivities of these catalysts under highly oxidizing conditions. Our results confirm that the activity and selectivity of the Cu-SSZ-13 catalyst for both NO_x SCR with NH₃ and NH₃ oxidation are superior to those of both Cu-beta and Cu-ZSM-5.

2. Experimental

The SSZ-13 zeolite was synthesized using the methods recently published by Fickel and Lobo [11], reported to give a material with a Si/Al₂ ratio of ~12. The structure-directing agent used in the synthesis, N,N,N-trimethyl-1-adamantanamine iodide, was synthesized using the procedure reported by Zones [10]. After synthesis,

* Corresponding author. Fax: +1 509 376 2837.

E-mail address: chuck.peden@pnl.gov (C.H.F. Peden).

the SSZ-13 was calcined at 550 °C for 5 h in air before ion exchange in order to remove the zeolite framework structure-directing agent. Copper ions were exchanged into the zeolite in an aqueous ion-exchange process, using 0.1 M $\text{Cu}(\text{NO}_3)_2$ solutions; solution volumes were such that they contained twice the amount of Cu^{2+} needed for complete ion exchange. After ion exchange over 1 day at room temperature, the catalysts were filtered, thoroughly washed with distilled water, and dried overnight at 100 °C. To ensure complete ion exchange, this process was carried out a second time with an aqueous solution of Cu^{2+} of the same initial concentration. The dried catalysts were pre-calcined at 500 °C in laboratory air for 2 h before reaction tests. The CHA structure in Cu-SSZ-13 was confirmed with XRD measurement.

For comparison purposes, Cu^{2+} -exchanged ZSM-5 and beta zeolites were prepared from commercially available zeolites (ZSM-5 (CBV-3024, Si/Al₂ = 30) and beta (CP-814C, Si/Al₂ = 38), both from Zeolyst International Co.), using the same ion-exchange and calcination procedures applied to the preparation of the Cu-SSZ-13 sample, except for varying the Cu^{2+} concentration of the solution to match the Si/Al₂ ratios of the particular zeolite.

The NO_x SCR activities were measured in a flow-through powder reactor system using gas mixtures containing 350 ppm NO, 350 ppm NH_3 , 14% O_2 , and 2% H_2O with a balance of N_2 . The total flow rate was held at 300 sccm over the 120–130 mg catalyst powder samples ($\text{SV} \sim 30,000 \text{ h}^{-1}$). The temperature was varied from 550 to 160 °C in approximately 50 °C steps, as measured by a small type K thermocouple inserted directly into the center of the catalyst powder bed. The NH_3 oxidation reaction was carried out under similar reaction conditions in the absence of NO in the gas mixture. The reactant and product gas mixtures (NO , NO_2 , N_2O , and NH_3) were analyzed using FTIR spectroscopy (Nicolet Magma 760 with OMNIC Series software) in a heated, 2-m path-length gas cell. Our reported NO_x conversions (%) are defined as $\{(\text{NO} + \text{NO}_2 + 2 * \text{N}_2\text{O})_{\text{inlet}} - (\text{NO} + \text{NO}_2 + 2 * \text{N}_2\text{O})_{\text{outlet}}\} / (\text{NO} + \text{NO}_2 + 2 * \text{N}_2\text{O})_{\text{inlet}} * 100$.

3. Results and discussion

NO_x conversions as a function of reaction temperatures between 150 and 550 °C are shown in Fig. 1 over the three Cu-zeolites studied. Both Cu-ZSM-5 and Cu-SSZ-13 catalysts exhibit maximum conversion (>95%) at temperatures somewhat above

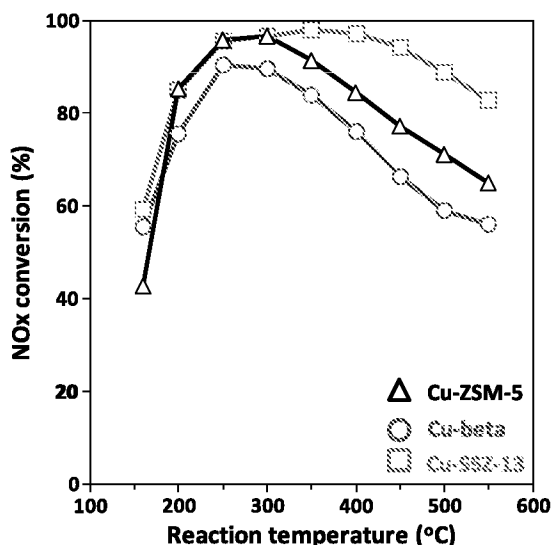


Fig. 1. NO_x conversion profiles for Cu-SSZ-13 (squares), Cu-beta (circles), and Cu-ZSM-5 (triangles) at various temperatures in a gas mixture containing 350 ppm NO, 350 ppm NH_3 , 14% O_2 , and 2% H_2O with a balance of N_2 .

250 °C, while the maximum conversion over Cu-beta in the same temperature range is slightly lower (90%). Note that the Cu-SSZ-13 catalyst maintains its high conversion (>90%) up to 500 °C, while the NO_x conversion of Cu-ZSM-5 begins to decline above 300 °C. Even at 550 °C, the highest temperature of this study, Cu-SSZ-13 exhibits a respectably high conversion of 83%. The order of activity of these catalysts in the high-temperature region (350–550 °C) is as follows: Cu-SSZ-13 > Cu-ZSM-5 > Cu-beta.

In addition to NO_x conversion, significant differences in product selectivity were observed for the three zeolite catalysts studied. Fig. 2 displays the amounts of by-products NO_2 (a) and N_2O (b) formed in the SCR reaction. At reaction temperatures above 300 °C, Cu-ZSM-5 and Cu-beta produce significant amounts of NO_2 , and at 500 °C the amounts of NO_2 produced over these two catalysts are 30 and 25 ppm, respectively, much higher than the <10 ppm measured over the Cu-SSZ-13. N_2O formation profiles as a function of reaction temperature, shown in Fig. 2b, also exhibit large differences among the three Cu ion-exchanged zeolite catalysts. The N_2O level over the Cu-SSZ-13 is very low (<5 ppm) over the entire temperature range studied, while the Cu-beta catalyst shows a double maxima in N_2O concentrations at low and high

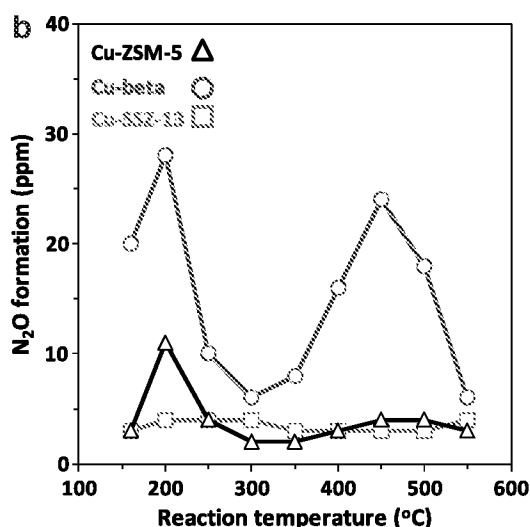
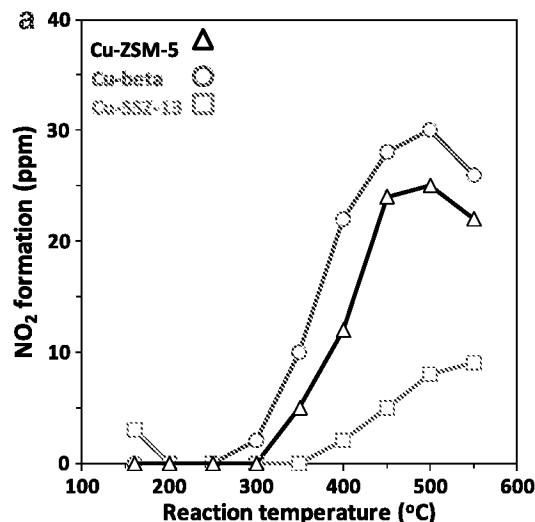


Fig. 2. NO_2 (a) and N_2O (b) formation profiles during NH_3 SCR on Cu-SSZ-13 (squares), Cu-beta (circles), and Cu-ZSM-5 (triangles) at various temperatures in a gas mixture containing 350 ppm NO, 350 ppm NH_3 , 14% O_2 , and 2% H_2O with a balance of N_2 .

temperatures; i.e., 27 ppm at 200 °C and 24 ppm at 450 °C, respectively. The Cu-ZSM-5 catalyst produced a similar N_2O formation profile to Cu-beta, but the amounts of N_2O formed were much smaller. These N_2O formation profiles are likely related to the reaction mechanisms of the NO_x reduction reactions. For example, our results demonstrate that reaction intermediates (e.g., NO_x - NH_3 adsorbed complexes) on Cu-SSZ-13 take a more selective reaction route toward the production of N_2 than do the complexes on the Cu-beta and Cu-ZSM-5 catalysts.

The differences in activity and selectivity of the three zeolites studied may be related to fundamental differences in the known structures of these zeolites, i.e., the pore sizes and locations of the copper ions. The order of high-temperature NH_3 SCR reactivity discussed earlier is the inverse of the order in pore size, i.e., SSZ-13 having the smallest pores (~4 Å, 8-membered ring) being the most active, ZSM-5 with medium size pore opening (~5.5 Å, 10-membered ring) having medium activity, and beta with the largest pores (~7 Å and ~5.5 Å, 12-membered ring) having the lowest activity and N_2 selectivity. For these three catalysts, the smaller size pores seem to be preferred for the desirable reaction pathways; however, detailed mechanistic studies need to be conducted to substantiate the correlation between pore size and activity/selectivity. In summary, both the activity and selectivity of NO_x SCR with NH_3 for Cu-SSZ-13 are superior to those of Cu-ZSM-5 and Cu-beta over the entire temperature range studied (up to 550 °C).

The differences observed in the ammonia SCR reactivities and N_2 formation selectivities for the three catalysts studied may also be related (at least in part) to their abilities to oxidize ammonia. Therefore, we performed NH_3 oxidation reactions over the three different Cu-zeolite catalysts in the absence of NO and the results are presented in Fig. 3. Ammonia conversions (Fig. 3a) reveal that the light-off temperature for NH_3 oxidation is the lowest for Cu-SSZ-13, indicating its superior intrinsic NH_3 oxidation ability. For this catalyst, the NH_3 oxidation reaction lights off at around 200 °C and reaches a conversion level of more than 90% at ~300 °C. The NH_3 conversion profiles for Cu-beta and Cu-ZSM-5 are shifted to higher temperatures by ~50 and ~100 °C, respectively, relative to that of Cu-SSZ-13.

The concentrations of NO_x ($NO + NO_2 + N_2O$) in the reaction effluent, which are regarded as by-products during NH_3 oxidation to N_2 , are plotted in Fig. 3b. The Cu-beta catalyst produced relatively higher levels of these by-products, with a maximum of about 55 ppm at 350 °C, while the Cu-ZSM-5 catalyst produced significant amounts of by-products at 550 °C. The relative lack of NO_x formation during ammonia oxidation on the Cu-SSZ-13 catalyst implies that most of the NH_3 is converted to N_2 over a wide temperature range for this catalyst. The near absence of further oxidation to N_2O , NO, or NO_2 , as was the case for the Cu-beta and Cu-ZSM-5 catalysts, suggests again that the environment within the Cu-SSZ-13 catalyst may provide optimum conditions for selective conversion of reaction intermediates to N_2 .

According to the results of previous studies, noble metal catalysts, including Pt [12], have been found to be very active in ammonia oxidation, but rather non-selective to N_2 formation, while transition metal oxides such as MnO_2 and CuO [13] have higher N_2 selectivity, but require significantly higher temperatures. Cu-SSZ-13, on the other hand, can meet the two important requirements: excellent NH_3 oxidation activity and N_2 selectivity over a wide temperature range. Thus, for example, the use of Cu-SSZ-13 as an NH_3 oxidation catalyst at the downstream end of a NO_x SCR with NH_3 unit might provide flexibility for controlling the dose of urea introduced before the SCR catalyst, since any excess of NH_3 can perhaps be removed more easily over the catalyst bed.

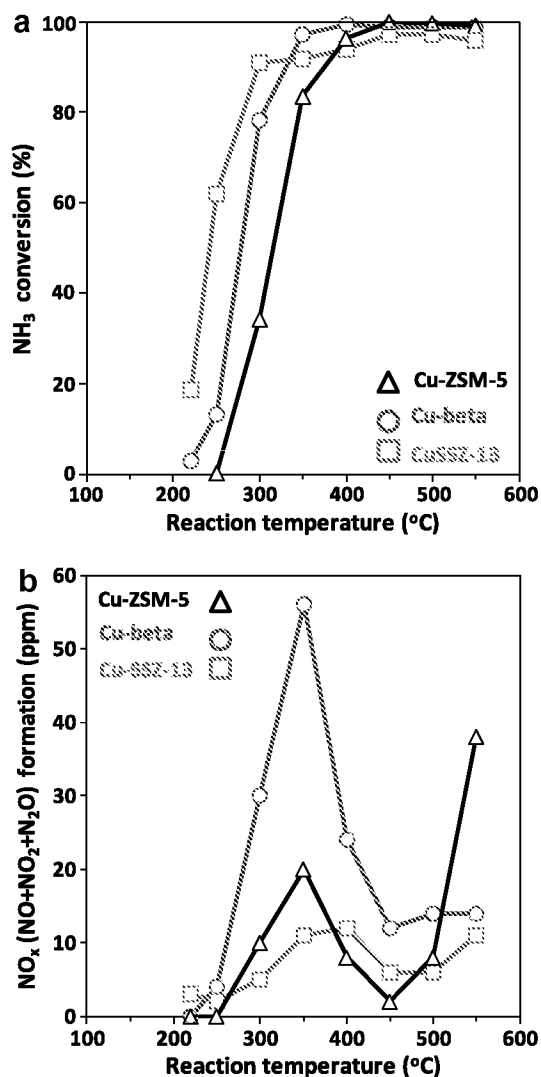


Fig. 3. (a) NH_3 conversion profiles and (b) NO_x product distributions during the NH_3 oxidation reaction on Cu-SSZ-13 (squares), Cu-beta (circles), and Cu-ZSM-5 (triangles) at various temperatures in a gas mixture containing 350 ppm NH_3 , 14% O_2 , and 2% H_2O with a balance of N_2 .

4. Conclusions

Under the same reaction conditions for NO_x SCR with NH_3 , Cu-SSZ-13 demonstrates superior activity and N_2 formation selectivity in comparison with Cu-beta and Cu-ZSM-5 zeolites. We find that Cu-SSZ-13 is more active for NO_x conversion over the entire temperature range studied (160–550 °C). Moreover, the Cu-SSZ-13 is also more selective toward the formation of N_2 , producing lower amounts of undesired by-products such as NO_2 and N_2O . Our results also demonstrate that Cu-SSZ-13 has superior performance for NH_3 oxidation (lower light-off temperature) than Cu-beta and Cu-ZSM-5 zeolites, while also producing significantly lower amounts of (over-oxidized) NO_x species. These results suggest that Cu-SSZ-13 is an excellent candidate catalyst for use in practical NH_3 SCR of NO_x and/or NH_3 oxidation applications (the after-treatment systems of various mobile or stationary sources). Detailed mechanistic studies are currently under way in our laboratory to understand the origin of the different activities and selectivities observed for these three catalysts in both the NO_x SCR and NH_3 oxidation reactions.

Acknowledgments

Financial support was provided by the US Department of Energy (DOE), Office of FreedomCar and Vehicle Technologies. Portions of this work were performed in the Environmental Molecular Sciences Laboratory (EMSL) at Pacific Northwest National Laboratory (PNNL). The EMSL is a national scientific user facility and supported by the US DOE, Office of Biological and Environmental Research. PNNL is a multi-program national laboratory operated for the US Department of Energy by Battelle Memorial Institute under Contract DE-AC06-76RLO 1830.

References

- [1] M. Iwamoto, H. Furukawa, Y. Mine, F. Uemura, S. Mikuriya, S. Kagawa, *J. Chem. Soc. Chem. Commun.* (1986) 1272.
- [2] M. Iwamoto, H. Yahiro, Y. Torikai, T. Yoshioka, N. Mizuno, *Chem. Lett.* 19 (1990) 1967.
- [3] J.Y. Yan, G.D. Lei, W.M.H. Sachtler, H.H. Kung, *J. Catal.* 161 (1996) 43.
- [4] R.Q. Long, R.T. Yang, *J. Am. Chem. Soc.* 121 (1999) 5595.
- [5] A. Grossale, I. Nova, E. Tronconi, D. Chatterjee, M. Weibel, *J. Catal.* 256 (2008) 312.
- [6] K. Rahkamaa-Tolonen, T. Maunula, M. Lomma, M. Huuhtanen, R.L. Keiski, *Catal. Today* 100 (2005) 217.
- [7] T. Komatsu, M. Nunokawa, I.S. Moon, T. Takahara, S. Namba, T. Yashima, *J. Catal.* 148 (1994) 427.
- [8] S. Brandenberger, O. Kröcher, A. Tissler, R. Althoff, *Catal. Rev. – Sci. Eng.* 50 (2008) 492.
- [9] I. Bull, W.-M. Xue, P. Burk, R.S. Boorse, W.M. Jaglowski, G.S. Koermer, A. Moini, J.A. Patchett, J.C. Dettling, M.T. Caudle, US Patent 7,610,662, 2009.
- [10] S.I. Zones, US Patent 4,544,538, 1985.
- [11] D.W. Fickel, R.F. Lobo, *J. Phys. Chem. C* 114 (2010) 1633.
- [12] J.J. Ostermaier, J.R. Katzer, W.H. Manogue, *J. Catal.* 41 (1976) 277.
- [13] A. Wollner, F. Lange, H. Schmelz, H. Knözinger, *Appl. Catal. A* 94 (1993) 181.

EXHIBIT C

Enhanced Durability of a Cu/Zeolite Based SCR Catalyst

Giovanni Cavataio, Hung-Wen Jen, James R. Warner, James W. Girard,
Jeong Y. Kim and Christine K. Lambert

Ford Motor Company

Copyright © 2008 SAE International

ABSTRACT

Passenger and light duty diesel vehicles will require up to 90% NO_x conversion over the Federal Test Procedure (FTP) to meet future Tier 2 Bin 5 standards. This accomplishment is especially challenging for low exhaust temperature applications that mostly operate in the 200 - 350°C temperature regime. Selective catalytic reduction (SCR) catalysts formulated with Cu/zeolites have shown the potential to deliver this level of performance fresh, but their performance can easily deteriorate over time as a result of high temperature thermal deactivation. These high temperature SCR deactivation modes are unavoidable due to the requirements necessary to actively regenerate diesel particulate filters and purge SCRs from sulfur and hydrocarbon contamination. Careful vehicle temperature control of these events is necessary to prevent unintentional thermal damage but not always possible. As a result, there is a need to develop thermally robust SCR catalysts. Fe/zeolite formulations are known to exhibit superior hydrothermal stability over Cu/zeolite formulations. However, current Fe/zeolite formulations are not very active for NO_x conversion in the desired 200 - 350°C temperature regime under conditions having low NO₂/NO_x ratios. From previous studies, Cu/zeolite formulations have demonstrated never-to-exceed temperatures up to 775°C. In this work, a laboratory flow reactor was utilized to hydrothermally age and evaluate the latest state-of-the-art Cu/zeolite formulations. Results confirm remarkable high temperature hydrothermal stability up to 950°C while maintaining stable low temperature NO_x activity. A broad range of time-at-temperature hydrothermal aging was carried out to clearly define the full durability range. The aging time was varied from 1 hour to 256 hours while the aging temperature was varied from 670°C to 1100°C. The catalyst performance was evaluated under a synthetic exhaust gas mixture commonly known as the "Standard" SCR reaction.

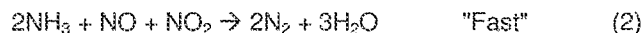
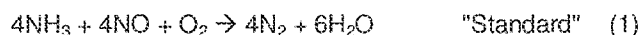
INTRODUCTION

The operating conditions over the Federal Test Procedure (FTP) results in high NO_x emissions in the 200 - 350°C temperature range. From current light-duty

diesel applications, the future Tier 2 Bin 5 emission standards will require up to 90% reduction in the tailpipe NO_x emissions.

Implementation of zeolite based components has been extensively studied for application in gasoline and diesel aftertreatment devices. However, the harsh high exhaust temperatures observed in typical gasoline vehicles have limited their widespread use. On the other hand, the relatively milder diesel exhaust temperatures have encouraged continued development of zeolites as a major component in aftertreatment devices.

One promising diesel aftertreatment technology containing zeolite is the Selective Catalytic Reduction (SCR) of NO_x with an ammonia-based reductant such as aqueous urea. As stated in equation (1), NO_x reduction is possible due to the high selectivity of the ammonia (NH₃) and nitrogen oxide (NO) reaction to form elemental N₂. In the absence of nitrogen dioxide (NO₂), this reaction is referred to as the "Standard" SCR reaction [1]. Additionally, the SCR reaction containing 50% NO and 50% NO₂ is referred to as the "Fast" SCR reaction (equation 2).



Vanadium, Fe/zeolite, and Cu/zeolite based SCR formulations are very active for the "Standard" SCR reactions. However, vanadium based formulations have been shown to easily deactivate when exposed to temperatures necessary to actively regenerate Diesel particulate filters (DPFs) with oxygen [2]. This cannot be avoided since a DPF is currently required to meet Tier 2 Bin 5 particulate matter (PM) emission standards. Fe/zeolites have been shown to be much more durable to high temperature exposure. However, in the absence of NO₂, Fe/zeolites lack the low temperature (200 - 350°C) NO_x activity necessary for high FTP efficiency. In this critical temperature range, Cu/zeolite formulations have been reported to have much lower sensitivity to the NO₂/NO_x ratio. As a result, Cu/zeolite formulations have been shown to achieve high NO_x conversion at the desired low operating temperatures. Their lack of hydrothermal stability above 775°C has drawn questions

about their long-term in-use durability and robustness to occasional over-temperature events.

Improvements in the thermal durability of Cu/zeolite based SCR formulations has been highly desirable and pursued by many research institutes and catalyst suppliers.

This paper discusses the performance and hydrothermal durability of an enhanced Cu/zeolite based SCR formulation exhibiting durable low temperature NOx activity under a wide matrix of time-at-temperature aging conditions. On key aged samples, surface area measurements and Cu reduction measurements are performed to investigate changes in the zeolite and Cu state, respectively.

EXPERIMENTAL

SAMPLE PREPARATION

A full size monolith washcoated with a state-of-the-art Cu/zeolite based SCR formulation was obtained from a catalyst supplier in 2007. The cordierite-based monolith measured 20.3cm diameter x 15.2cm length with 400 cells per square inch (CPSI) and 4.5 mil wall thickness. The SCR monolith was completely cored and cut into 160 round samples measuring 2.54cm diameter x 2.54cm length. From this, a normal distribution was observed where the 95% confidence interval around the mean mass was determined to be ± 0.4%. Older formulations mentioned in this paper did not necessarily exhibit the same distribution in mass.

HYDROTHERMAL AGING

As configured in Diagram 1, sample cores were hydrothermally aged in flowing gas from an automated flow reactor system. The total flow rate utilized was 6.44 liters/min. The synthetic gas composition consisted of 14% O₂, 5% H₂O, 5% CO₂, and balance N₂. For each aging, three samples measuring 2.54cm diameter x 2.54cm length were placed in a quartz reactor tube and labeled A, B, and C. The three SCR samples were separated by 30mm to ensure well distributed gas flow in all channels. An uncoated cordierite monolith was placed upstream to serve as a gas heat exchanger. The uncoated monolith ensured an isothermal gas temperature across each sample. Samples positioned in location "A" were used for surface area measurements. Samples positioned in location "B" were used for temperature-programmed reduction measurements (TPR). Samples positioned in location "C" were used for the NOx conversion evaluation tests.

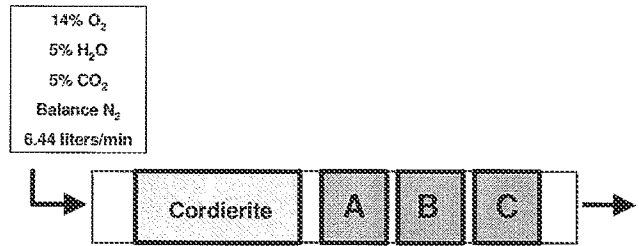


DIAGRAM 1. Sample configuration during hydrothermal aging.

A wide range of time-at-temperature hydrothermal aging was carried out to clearly define the full durability range of a promising Cu/zeolite SCR formulation. The hydrothermal aging duration was varied from 1 hour to 256 hours while the aging temperature was varied from 670°C to 1100°C. Totaling 1116 aging hours, Table 1 defines the 24 different aging conditions utilized in this study. Special attention was considered to determine the short-term never-to-exceed (NTE) temperature and the long-term SCR durability necessary to withstand the temperature resulting from DPF regeneration events. For a given aging duration, the NTE is defined as the temperature at which the NOx conversion decay accelerates significantly.

Temp. (°C)	Hydrothermal Aging Duration (hours)									
	1	2	4	8	16	32	64	140	256	
670							X			
700	X				X	X	X		X	
750										
800	X				X	X	X	X	X	
850							X			
900	X		X	X	X		X			
950	X	X	X	X						
1000	X									
1100	X									

TABLE 1. Time-at-temperature hydrothermal aging matrix.

LABORATORY CATALYST EVALUATION

Fundamental catalyst activity data were obtained using an automated laboratory-scale flow reactor system. Custom-written LabVIEW based software with National Instruments data acquisition hardware controlled MKS mass flow controllers and Lindberg Mini-Mite tubular furnaces. A computer controlled evaluation protocol was developed and run for each sample to decrease the test-to-test variations commonly observed by manual operation. Table 2 shows the simulated diesel exhaust gas composition flowed through each sample core to study the "Standard" SCR reaction.

Gas Composition	Concentration
NO (ppm)	350
NO ₂ (ppm)	0
NH ₃ (ppm)	350
O ₂ (%)	14
CO ₂ (%)	5
H ₂ O (%)	5
Balance	N ₂

TABLE 2. Simulated gas composition used to study performance for the "Standard" SCR reaction.

For all evaluations, the total gas flow rate was held constant at 6.44 liters/min while the sample size was held constant at 2.54cm diameter x 2.54cm length. As a result, a space velocity equal to 30,000/hr was used in this study. For the typical light-duty diesel vehicle operating over the FTP drive cycle, this space velocity corresponds to a SCR monolith size between 100% - 150% of the engine swept volume.

The SCR inlet gas temperature was maintained with one preheat tubular furnace followed by a second tubular furnace. SCR samples were loaded in quartz tubing and placed in the second tubular furnace. A Thermo Electron Antaris IGS FTIR Gas Analyzer with a heated sample cell was used at the outlet of the reactor to measure NO, NO₂, N₂O, NH₃, CO₂, and H₂O levels. To cover the full exhaust temperatures expected on diesel vehicles, data were taken at SCR inlet gas temperatures from approximately 150°C to 700°C in 25-50°C steps. The computer-controlled evaluation protocol stepped the reaction temperature setting from a high temperature to low temperature for a prescribed duration. At each temperature setting, the duration was chosen so that post SCR gas composition was allowed enough time to completely equilibrate.

The flow reactor used in this study was examined to determine the test-to-test variability of the entire measurement system. Among numerous variables, the

FTIR measurement, the thermocouple measurement, and precision of the mass flow controllers may collectively contribute large discrepancies in the data. This may make it difficult to conclude with confidence that one result is statistically different than another result. Repeated evaluation runs were made on a single pre-aged (64hr/670°C) SCR sample to determine the 95% confidence interval. Five evaluation runs were performed over the entire temperature range.

SURFACE AREA MEASUREMENTS

A Micromeritics ASAP 2400 instrument in conjunction with the well-known Brunauer, Emmet, and Teller (BET) equation was employed to determine the surface area of each SCR sample. The BET equation determines the surface area by establishing the relationship between the volume adsorbed at a given partial pressure and the volume adsorbed at monolayer coverage [3].

TEMPERATURE PROGRAMMED REDUCTION (TPR)

The Cu state within zeolite formulations changes during the SCR reaction and after hydrothermal aging. These physical-chemical changes yield different reduction temperatures. The TPR results reveal direct evidence of changing Cu-species in the catalyst and may be correlated to the deactivation of SCR activity after aging.

Temperature-Programmed-Reduction (TPR) was conducted on a Micromeritics AutoChem II 2920 instrument. Part of a catalyst sample (location "B") was sliced off and cut into small pieces, about 3 mm long. These small pieces were then loaded into a quartz reactor for TPR. Typically, 0.5 gram of sample was used in the experiment. The temperature was measured with a thermocouple in the catalyst bed. Prior to TPR, the catalyst sample was pretreated in 10%O₂/He at 600°C for 30 minutes and then cooled down to room temperature in 10%O₂/He. After the pretreatment, the gas flow was changed to 9%H₂/Ar at 20 ml/min. During TPR, the catalyst bed was heated to 600°C at a linearly increasing rate of 10°C/min. The change in H₂ concentration was monitored using Thermal-Conductivity-Detector (TCD). The consumption of H₂ indicated the reduction of oxidized Cu.

RESULTS AND DISCUSSION

FLOW REACTOR VARIABILITY

The variability of the evaluation flow reactor was determined by running a pre-aged SCR sample five times. The steady state "Standard" SCR reaction results for each of the five runs are overlaid in Figure 1. In addition, the 95% confidence interval around the mean

NOx conversion is shown in Figure 2. From Figure 1, the NOx conversion traces are virtually line on line for operating temperatures below 600°C. Above 600°C, the NOx conversion drops slightly after each subsequent evaluation run. For this particular SCR formulation, the explanation for this slight deactivation has to do with the additional aging the sample experiences during high temperature performance evaluations. This trend becomes more apparent with data presented later in this paper. Figure 2 more clearly defines the variability in the overall flow reactor system. The data from Figure 1 was manipulated in Minitab to yield the 95% confidence interval at each evaluation temperature. For evaluation temperatures below 600°C, the 95% confidence interval around the mean NOx conversion was better than ±2%. Due to catalyst deactivation with testing, the higher temperature points showed variability up to ±6%.

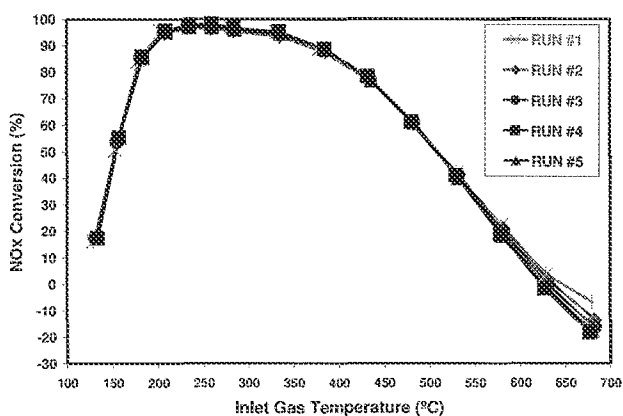


FIGURE 1. NOx conversion results for the STANDARD SCR REACTION. Five consecutive evaluation runs on a single sample aged 64 hours at 670°C.

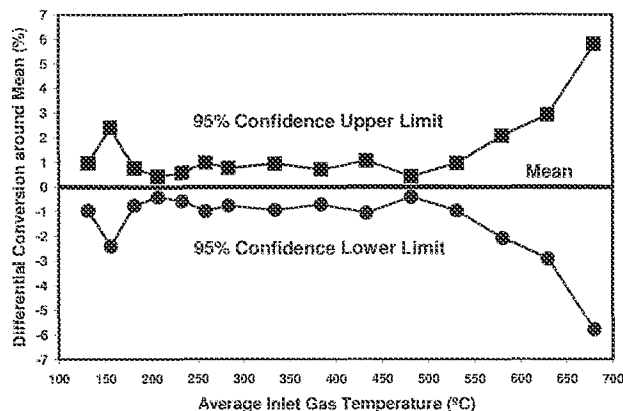


FIGURE 2. Calculated from Figure 1, the differential NOx conversion variability around the mean as determined by the 95% confidence interval.

RECENT SCR DURABILITY IMPROVEMENTS

Since current and future diesel aftertreatment systems contain DPFs, SCR formulations are required to withstand the high temperature process of regenerating soot-loaded particulate filters. A robust engine control strategy that lessens the variability of the actual regeneration temperature is critical to the durability of the SCR. For this study, the target active DPF temperature has been determined to be 670°C. Also, the total cumulative duration for the full vehicle useful life has been determined to be 64 hours. Therefore, the long-term hydrothermal stability of base metal-zeolite SCR catalysts for typical light-duty diesel applications must be able to endure, at minimum, 670°C for 64 hours.

Figure 3 shows the recent progress that has been made in Cu/zeolite SCR development. Many Cu/zeolite formulations have been aged and evaluated between 2005 and 2007. Steady improvements of NOx conversion have been made in the low temperature range (200 – 350°C). For example, at 200°C, the NOx conversion has been enhanced from 70% to 90%. In addition, the 2007 state-of-the-art SCR maintained 90%+ NOx conversion over a much larger temperature range. However, note that the enhanced low temperature activity came with a trade-off in the performance above 400°C.

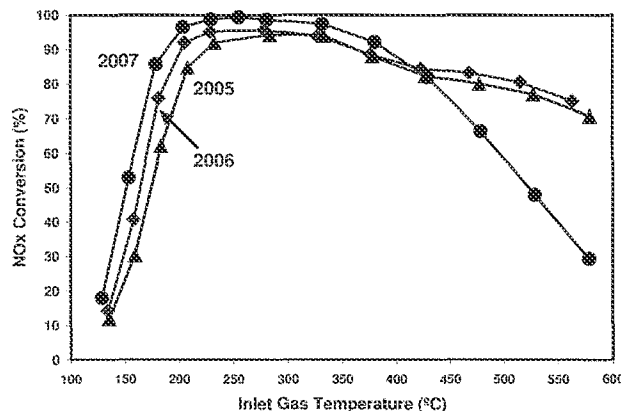


FIGURE 3. NOx conversion results for the STANDARD SCR REACTION. Best in class SCR catalyst formulations from 2005 – 2007 after hydrothermal aging for 64 hours at 670°C.

As shown in Figure 4, the three SCR formulations generate measurable levels of N₂O as a by-product. The N₂O formation has a bi-modal profile as a function of temperature. The low temperature N₂O formation around 200°C is a result of NH₃ oxidation by NO whereas the high temperature N₂O formation around 525°C is mainly from the oxidation of NH₃ by O₂. The latest SCR formulation generates much less N₂O. At 200°C, the 2007 SCR formulation yielded up to 3 times less N₂O compared to the two older formulations.

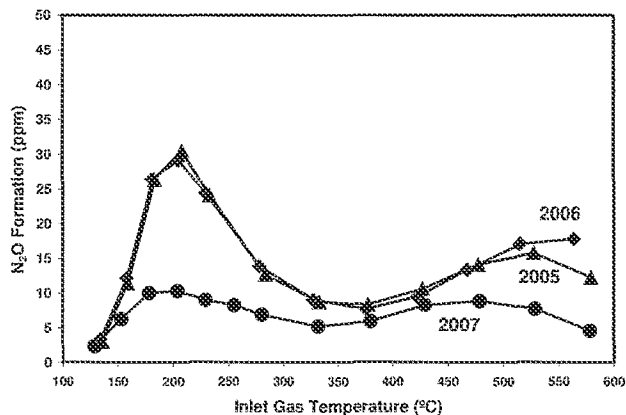


FIGURE 4. N₂O formation results for the STANDARD SCR REACTION in Figure 1. Best in class SCR catalyst formulations from 2005 – 2007 after hydrothermal aging for 64 hours at 670°C.

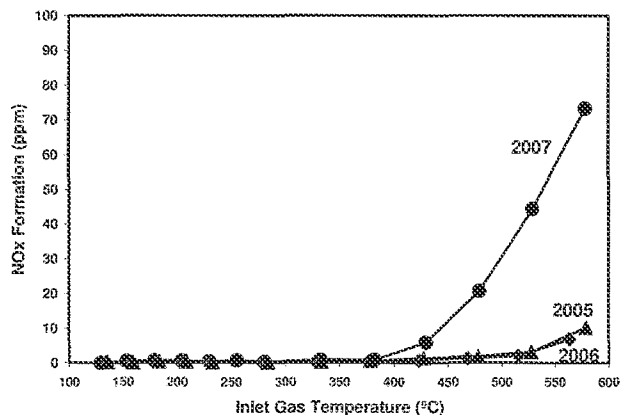


FIGURE 6. NO_x formation (ppm) results for the ammonia oxidation reaction in the absence of NO_x (FIGURE 5). Best in class SCR catalyst formulations from 2005 – 2007 after hydrothermal aging for 64 hours at 670°C.

Durable low temperature NO_x performance is desirable for light-duty diesel applications. However, a considerable amount of NO_x is emitted at high temperature during the time when the vehicle undergoes an active DPF regeneration. This added NO_x emission must be compensated by additional NO_x conversion during low temperature operation. As mentioned previously, the high temperature NO_x performance of the 2007 SCR catalyst drops sharply as the temperature increases beyond 400°C (Figure 3). Figure 5 plots the NH₃ oxidation of the three catalysts in the absence of NO_x. Ammonia is more strongly oxidized by the 2007 SCR catalyst. In addition, a clear inflection point at 400°C is observed which corresponds to the formation of NO_x (Figure 6). As a result, the NO_x performance in Figure 3 declines rapidly due to, in part, the remake of NO_x from NH₃ oxidation (Figure 6).

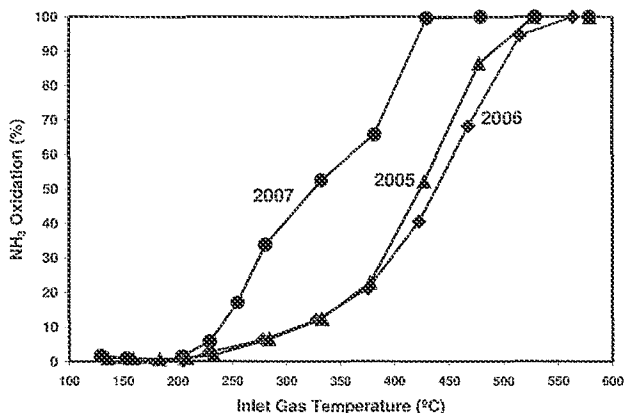


FIGURE 5. NH₃ conversion results for the ammonia oxidation reaction in the absence of NO_x. Best in class SCR catalyst formulations from 2005 – 2007 after hydrothermal aging for 64 hours at 670°C.

Unrefined engine exhaust temperature control during DPF regeneration events coupled with inexact temperature measurement may expose SCR catalysts to an occasional unexpected over-temperature. As a result, the SCR formulations are screened with a robustness test protocol consisting of hydrothermal exposure at 900°C for 1 hour. These types of data are used to define the short-term never-to-exceed (NTE) temperature. The NTE testing provides a higher degree of discrimination among similar performing formulations compared to the less severe 64hr/670°C standard aging.

Figure 7 illustrates the remarkable progress that has been made in the past year with the durability of the 2007 Cu/zeolite based SCR formulation. Among the dozens of Cu/zeolite formulations tested in past years, no formulation has been able to withstand exposure up to 900°C while maintaining stable NO_x performance at 200°C. Under the 1 hour/900°C aging condition, the 2007 SCR catalyst retained 90% NO_x conversion at 200°C. All older SCR formulations have achieved no better than 20% NO_x conversion. The enhanced durability of the 2007 SCR formulations has been mainly attributed to advances in the zeolite type and composition.

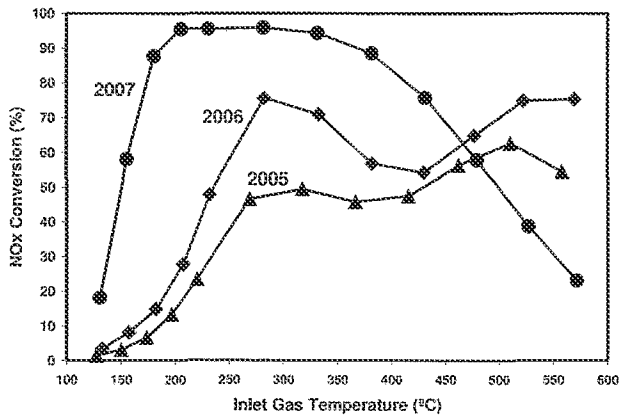


FIGURE 7. NOx conversion of best in class SCR catalyst formulations from 2005 – 2007 after hydrothermal aging for 1 hour at 900°C.

Based on these encouraging results, a more severe time-at-temperature aging study was undertaken with the 2007 SCR formulation defined in Figure 7. The aging and evaluation helped determine the full robustness map of this promising Cu/zeolite based SCR formulation.

TIME-AT-TEMPERATURE PERFORMANCE

Current diesel engines require a DPF to meet the Tier 2 particulate matter standards. As a result, the SCR must be able to tolerate extreme temperature swings due to typical and non-typical active DPF regenerations. Also, the durability requirement of the SCR formulation will hinge largely on the location of the SCR relative to the DPF. SCR formulations placed directly upstream must withstand high exhaust temperatures generated from the engine or over a DOC. SCR formulations placed directly downstream of the DPF will need to withstand extended temperatures coming from soot regeneration. However, the most severe conditions will likely arise from future combination systems where the DPF filter is coated with a SCR formulation. Clearly, for promising SCR formulations in close relationship to the DPF, there is a need to determine the full temperature based durability map to better assess the thermal robustness.

A broad range of time-at-temperature hydrothermal aging was carried out to clearly define the full durability range. The aging time was varied from 1 hour to 256 hours while the aging temperature was varied from 670°C to 1100°C. The catalyst NOx performance was based on the "Standard" SCR reaction, the "Fast" SCR reaction, and ammonia oxidation reaction (in the absence of NOx).

For the typical light-duty driving conditions, the "Standard" SCR reaction is considered to be the most

challenging since little or no NO₂ is expected below 250°C.

The effect of long-term hydrothermal aging at 700°C versus duration was carried out in the laboratory. The duration was varied from 1 hour to 256 hours while the aging temperature was held constant at 700°C. NOx conversion as a function of temperature was measured on each individual sample. Results show that the 2007 Cu/zeolite SCR catalyst demonstrated outstanding stability (Figure 8). Recall that the 64 hour aging duration has been calculated to be an equivalent of 120,000 miles for a typical light-duty diesel. As long as the SCR catalyst temperature does not exceed 700°C, these results heighten the industry's confidence for successfully implementing a Cu/zeolite SCR formulation into production.

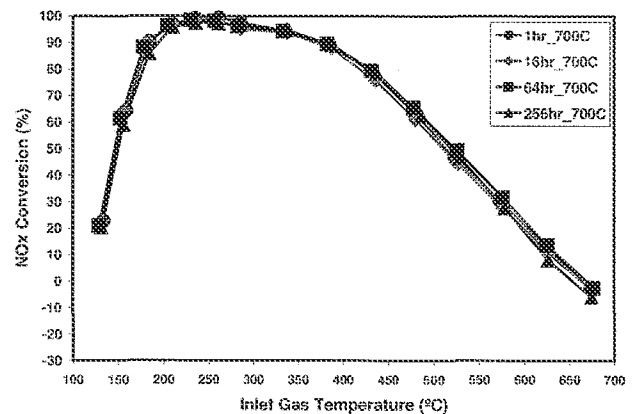


FIGURE 8. NOx conversion results for the STANDARD SCR REACTION. SCR samples hydrothermally aged at 700°C for 1 hour – 256 hours.

For configurations where the SCR catalyst is placed upstream of the DPF, temperatures greater than 700°C are not expected normally. However, higher temperatures may be apparent for SCR catalysts placed immediately downstream of a DPF and for SCR formulations coated on the DPF itself. Therefore, the effect of long-term hydrothermal aging for up to 256 hours at 800°C was also conducted. The results showing the NOx conversion as a function of temperature are plotted in Figure 9. The Cu/zeolite SCR catalyst proved to demonstrate durable NOx conversion up to 64 hours. Further aging out to 140 hours and then out to 256 hours resulted in a continual decline in the low temperature NOx conversion. The high temperature NOx conversion declines steadily from 1 hour to 64 hours but then mildly improves from 64 hours to 256 hours. Recall, the high NOx conversion becomes negative due to aggressive oxidation of NH₃ with O₂ to yield NOx.

Given the observed hydrothermal aging limitation of 64 hours at 800°C, these data provide encouragement for the potential development of a single combined SCR/DPF substrate where the SCR formulation is coated within the DPF substrate. This consolidation would provide smaller vehicle packaging and lower cost possibilities.

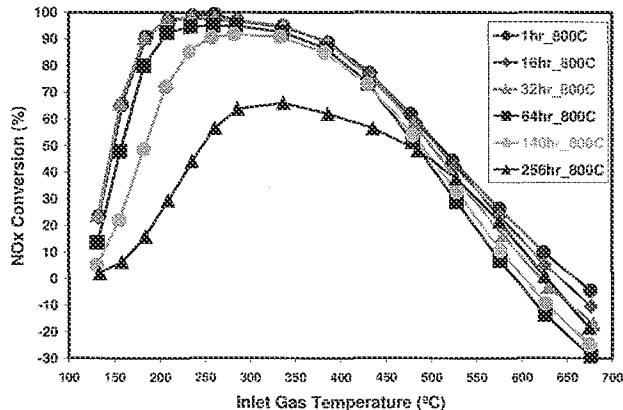


FIGURE 9. NOx conversion results for the STANDARD SCR REACTION. SCR samples hydrothermally aged at 800°C for 1 hour – 256 hours.

Figure 10 shows the NOx conversion results for samples hydrothermally aged at 900°C for durations from 1 hour to 64 hours. Durable NOx conversion is observed up to 4 hours. The Cu/zeolite cannot tolerate 8 hours and the performance is completely destroyed with the individual samples aged out to 16 hours and beyond.

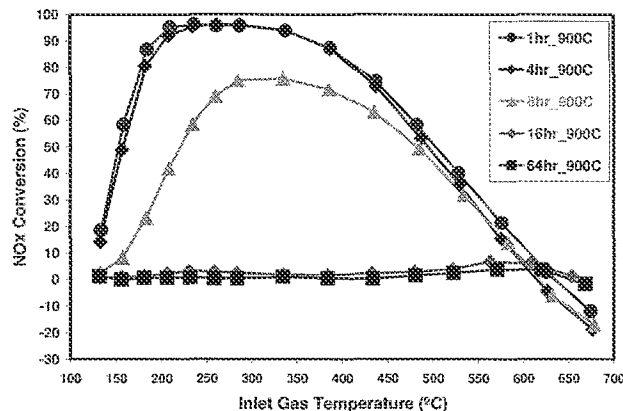


FIGURE 10. NOx conversion results for the STANDARD SCR REACTION. SCR samples hydrothermally aged at 900°C for 1 hour – 64 hours.

Figure 11 shows the NOx conversion results for samples hydrothermally aged at 950°C for 1, 2, 4, and 8 hours. The Cu/zeolite formulation can only tolerate 1 hour exposure to 950°C. There is a significant drop in performance after 2 hours and complete deactivation after only 4 hours of exposure.

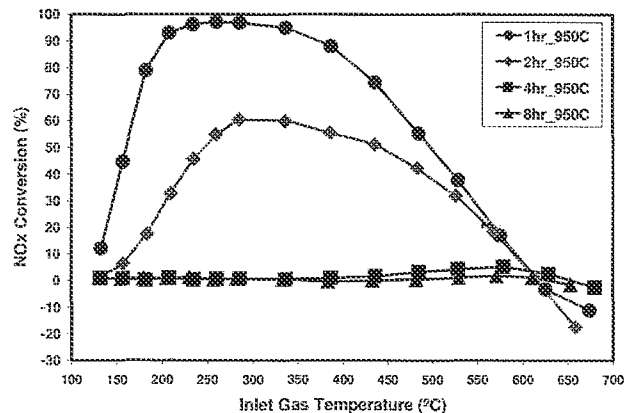


FIGURE 11. NOx conversion results for the STANDARD SCR REACTION. SCR samples hydrothermally aged at 950°C for 1 hour – 8 hours.

For a 1 hour exposure, the short-term never-to-exceed (NTE) temperature is defined as the maximum temperature the SCR formulation can tolerate without showing signs of significant deactivation. This is particularly helpful for use by engine control calibration engineers. Figure 12 shows the NOx conversion results for samples hydrothermally aged for 1 hour with temperatures ranging from 700°C to 1100°C. The results indicated that the NTE temperature was 950°C but without much margin for error. For example, at 250°C, increasing the aging temperature from 950°C to 1000°C decreased the NOx conversion from 95% to 18%. At 1100°C, the NOx conversion was further reduced to 0%. It was clear that structural damage occurred and further work to understand the deactivation will be carried out in the near future.

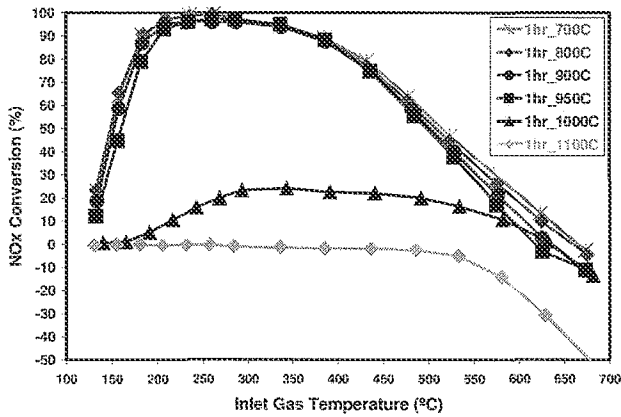


FIGURE 12. Short-term Never-To-Exceed (NTE) Temperature: NOx conversion results for the STANDARD SCR REACTION. SCR samples hydrothermally aged at 1 hour from 700°C – 1100°C.

"Standard" SCR Reaction but with slightly better activity at the low to moderate temperatures.

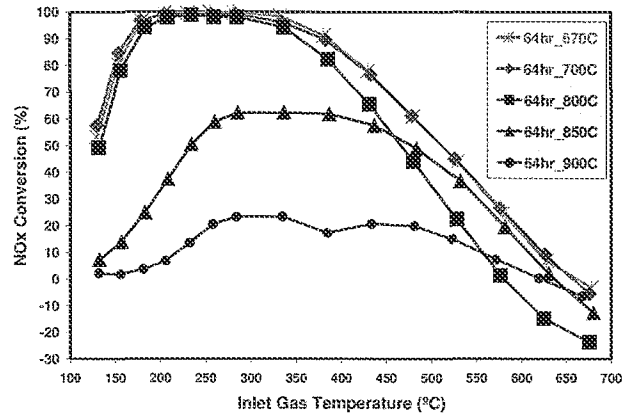


FIGURE 14. NOx conversion results for the FAST SCR REACTION. SCR samples hydrothermally aged at 64 hours from 670°C – 900°C.

Figure 13 shows the NOx conversion results for samples hydrothermally aged for 64 hours and temperature exposure from 670°C to 900°C. For the baseline, 64 hours at 670°C aging (120k mi equivalent), the Cu/zeolite activity data clearly shows > 90% NOx conversion in the 200°C – 350°C temperature window. However, the maximum temperature for this extended duration is 800°C. An additional 50°C, corresponding to 850°C, had a severe impact on the catalyst durability.

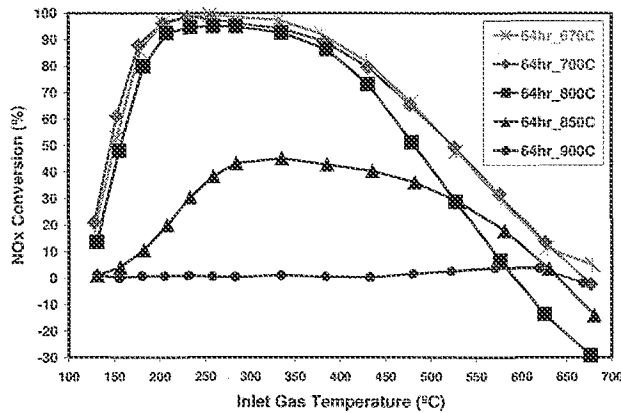


FIGURE 13. NOx conversion results for the STANDARD SCR REACTION. SCR samples hydrothermally aged at 64 hours from 670°C – 900°C.

As illustrated in Figure 15, the ammonia oxidation evaluation in the absence of NOx yielded curves showing the deactivation of the catalyst with respect to time-at-temperature. The results show a similar deactivation trend as the NOx performance.

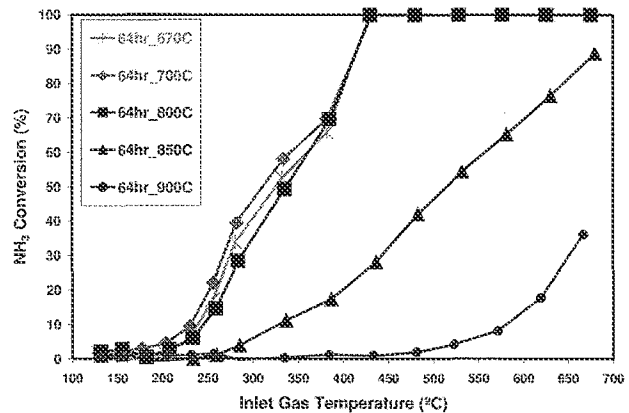


FIGURE 15. NH₃ conversion results for the AMMONIA OXIDATION REACTION in the absence of NOx. SCR samples hydrothermally aged at 64 hours from 670°C – 900°C.

The same identical samples presented in Figures 8 - 13 were further evaluated under two other SCR reactions. These reactions were the "Fast" SCR Reaction and "Ammonia Oxidation" Reaction in the absence of NOx. Comparison of Figure 13 and Figure 14, the data resulting from the "Fast" SCR Reaction experiments yielded the same trends in NOx performance as the

The results just described were for samples aged for 64 hours but at varying temperatures. Furthermore, the corresponding samples aged at the various other aging conditions showed a similar deactivation trend as the corresponding NOx performance. As a result, these data sets of NOx conversion and NH₃ oxidation have been excluded from this paper for brevity.

BET SURFACE AREA MEASUREMENTS

The BET surface area of samples located in aging position "A" were measured to determine if a trend can be developed with the NO_x activity measurements. For post mortem analysis, this type of relationship is particularly useful for determining the likely temperature exposure experienced on field returned SCR parts. The zeolite framework is known to de-aluminate steadily with mild temperatures and suddenly at high temperatures. These changes are accompanied with changes in the total surface area.

The normalized BET surface area results for samples aged up to 950°C are presented in Figure 16. The results have been normalized to the sample aged for 1 hour at 700°C. For all samples aged at 700°C, the surface remained relatively stable. A 10% reduction in surface area was observed with the 256 hours/700°C aged sample. This observation is in good agreement with the NO_x performance data. Recall from Figure 8 that there was no significant change in the NO_x performance for all samples aged at 700°C. At 800°C, the surface area dropped suddenly from the 64 hour aging to the 140 hour aging. This drop-off in surface area corresponds to the drop-off in NO_x performance observed in Figure 9. At 900°C, the surface area declined after 4 hours of aging. This also corresponds quite well with Figure 10 where the first sign of NO_x conversion deterioration occurred beyond 4 hours of aging. At 950°C, the results on Figure 16 show that the surface area immediately drops after the 1st hour of aging. This coincides nicely with the NO_x performance data presented in Figure 11.

Comparing the NO_x performance data in the previous section to the surface area data in this section, a general trend exists that links the sudden drop in NO_x conversion with the sudden drop in surface area. The first 20% drop in surface area is associated with a marginal impact on the NO_x conversion. However, the rapid decline in NO_x conversion is associated with the aged samples measuring greater than 20% decrease in the surface area.

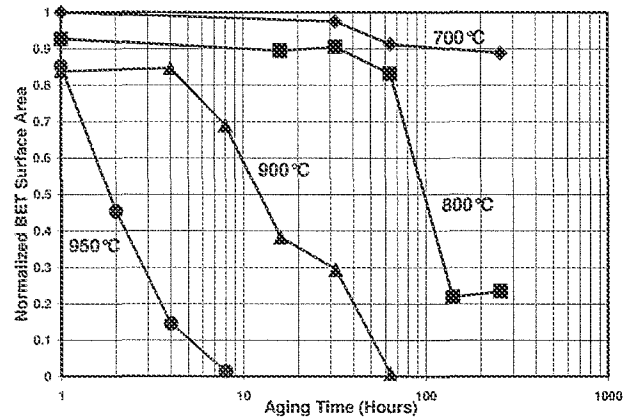


FIGURE 16. Normalized BET surface area results from laboratory aged samples as a function of time - 256 hours and temperatures between 700°C - 950°C.

Figure 17 shows the normalized BET surface area for two sets of samples aged as a function of temperature. The first set of samples was aged for 1 hour in duration to represent the short-term never-to-exceed (NTE) temperature. The second set of samples was aged for 64 hours in duration to represent the long-term SCR durability needed for DPF regeneration conditions. For the 1 hour case, results indicated that the surface area steadily dropped as the temperature was increased to 950°C. However, the SCR surface area completely collapsed by increasing the temperature by an additional 50°C. The surface area for the 64 hour aged samples also collapsed sharply once the temperature exceeded 800°C. Vehicle events resulting in conditions beyond 1hr/950°C or 64hr/800°C will cause catastrophic deactivation from both the NO_x conversion and surface area points of view.

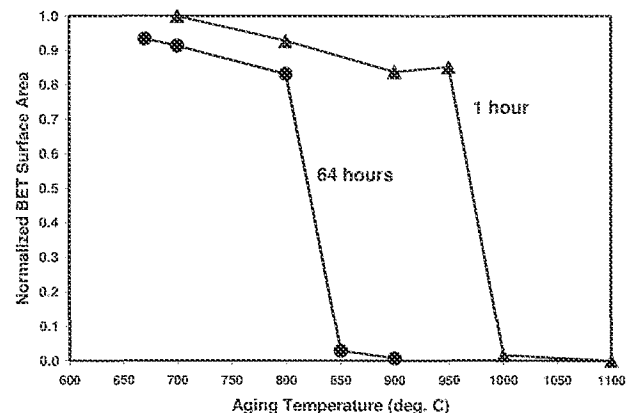


FIGURE 17. Normalized BET surface area results from laboratory 1 hour and 64 hour aged samples as a function of temperature.

TEMPERATURE PROGRAMMED REDUCTION (TPR)

Different Cu-species can yield different reduction temperatures. Therefore, the TPR result may reveal direct evidence of changing Cu-species in the catalyst and may be correlated to the deactivation of SCR activity after aging.

The effect of aging temperature on TPR for the 2007 SCR catalyst is shown in Figure 18. As the aging temperature increased from 800°C to 950°C, the reduction peak at 330°C increased proportionally. The upward shift in TPR peak temperatures, due to the increase in aging temperature, was reported for zeolite-based SCR catalysts [4]. For Cu/ZSM-5 catalysts, a prolonged hydrothermal aging process was also reported to cause an upward shift of TPR peak temperature due to some Cu-species on de-aluminated zeolite [5]. Therefore, the increase in the 330°C peak from aging at 800°C to 950°C in Figure 18 indicated that the extent of de-alumination increased. This observation agreed with the result in BET surface areas (Figure 17) that had a 15% decrease from 800°C to 950°C because of an increase in de-alumination or subsequent collapse of zeolite structure. However, it was noted that the three catalysts aged from 800°C to 950°C for 1 hour still yielded good NH₃-SCR catalytic activities (Figure 12).

After aging at 1hr/1100°C, the catalyst had almost zero surface area (Figure 17). Since the zeolite was destroyed, no TPR peak around 330°C was observed (Figure 18). However, there was an elevated TPR curve above 400°C extending up to 600°C. This high-temperature TPR curve corresponds to the Cu species that strongly interacted with destroyed zeolite materials after 1hr/1100°C lean hydrothermal aging. Yan et al. experimentally showed that Cu-aluminate (CuAl₂O₄) yielded similar TPR features above 400°C [5]. It was likely that our observed Cu-species was reminiscent of CuAl₂O₄. The small TPR peaks between 200°C and 250°C are probably from discrete CuO particles or CuO/SiO₂ after the 1hr/1100°C aging. These Cu-species associated with materials from destroyed zeolite were not catalytically active for the NH₃-SCR reaction (Figure 12). In fact, the 1hr/1100°C aged sample had no NO_x conversion below 500°C and negative NO_x conversion above 500°C. This was the result of non-selective NH₃ oxidation with O₂ to yield additional net NO_x.

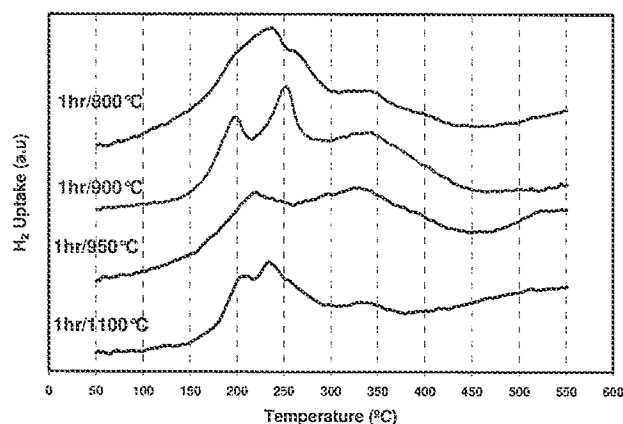


FIGURE 18. TPR results of 2007 SCR formulation aged for 1 hour and temperatures between 800°C – 1100°C.

At 900°C, an increase in aging time from 1 to 8 hours yielded an additional TPR peak at 400°C (Figure 19). This peak became more prominent after aging for 64 hours. As discussed above, the Cu-species responsible for the TPR peaks above 400°C were likely interacting strongly with materials from destroyed zeolite and not active for the desired NH₃-SCR reaction. As a result, for increasing aging time at 900°C, the growth of this 400°C TPR peak in Figure 19 corresponded to the decline in observed SCR activity in Figure 10. For the samples that were aged at 950°C, an increase in aging time also produced an extra TPR peak at 450°C. Apparently, the Cu-species interacting strongly with materials from destroyed zeolite became harder to reduce as the aging temperature became higher. After aging at 1hr/1100°C, the Cu-species likely would yield a TPR peak above 600°C as indicated in Figure 18.

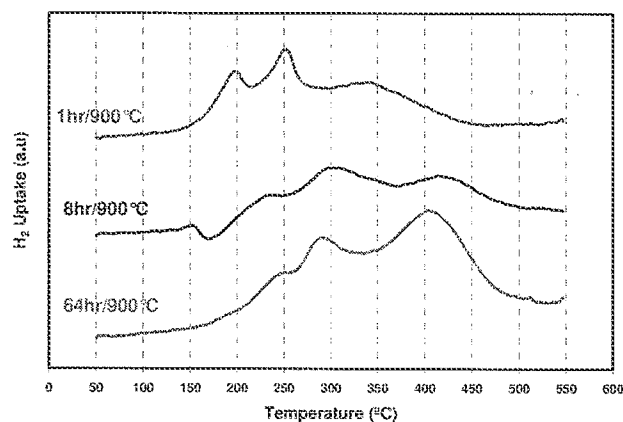


FIGURE 19. TPR results of 2007 SCR formulation aged at 900°C and durations from 1 hour – 64 hours.

CONCLUSIONS

The following conclusions emerge from this study:

- In past years, no reported Cu/zeolite SCR formulation was able to yield stable low temperature NOx performance after exposure to hydrothermal conditions consisting of 1 hour at 950°C. Within the last year, a remarkable Cu/zeolite SCR formulation was identified with high NOx conversion in the 200°C – 350°C temperature range. At the 950°C aging condition, the 2007 SCR formulation became more sensitive as the duration was increased beyond 1 hour.
- Upon the completion of a full time-at-temperature durability study, the newly developed Cu/zeolite SCR formulation was confirmed to tolerate the following hydrothermal conditions:
 - > 256 hours at 700°C.
 - 64 hours at 800°C.
 - 4 hours at 900°C.
 - 1 hour at 950°C.
- The BET surface area results trended with the NOx conversion. The first 20% drop in surface area was associated with a marginal impact on the NOx conversion. Beyond the initial 20%, a further decline in the surface area was rapid and closely related to the negative impact on NOx performance.
- TPR of aged Cu/zeolite catalysts was used to correlate the change in Cu-species to the status of zeolite or to NH₃-SCR activity after aging. The observation of a TPR peak above 400°C indicated a strong interaction of Cu with destroyed zeolite and a decline in catalytic activity. Since the temperature of this TPR peak

increased with increasing aging temperature, this feature may be used to diagnose the exposure temperature of a deactivated Cu/zeolite SCR catalyst.

REFERENCES

1. M. Koebel, M. Elsener, and G. Madia, "Recent Advances in the Development of Urea-SCR for Automotive Applications", SAE 2001-01-3625.
2. G. Cavataio, J. Girard, J. Patterson, C. Montreuil, Y. Cheng, and C. Lambert, "Laboratory Testing of Urea-SCR Formulations to Meet Tier 2 Bin 5 Emissions", SAE 2007-01-1575.
3. S. Brunauer, P.H. Emmett, and E. Teller, J. Amer. Chem. Soc., 60 (1938) 309.
4. R. Chang, H. Chen, J. Fedeyko, and P. Anderson, "Thermal Durability and Deactivation of Cu-Zeolite SCR Catalyst", Poster Session, 20th North American Catalysis Society, June 17-22, 2007.
5. J. Y. Yan, G. – D. Lei, W. M. Sachtler, H. H. Kung, "Deactivation of Cu/ZSM-5 Catalysts for Lean NOx Reduction: Characterization of Changes of Cu State and Zeolite Support", Journal of Catalysis, 161, 43 - 54 (1996).

CONTACT

Giovanni Cavataio, Ph.D.
 Ford Motor Company
 Research and Innovation Center
 2101 Village Road
 P.O. Box 2053, MD3179, RIC
 Dearborn, Michigan 48124
 (313) 322-3357
jcavatai@ford.com

IN THE UNITED STATES PATENT AND TRADEMARK OFFICE

In *Inter Partes* Reexamination of:)
: Examiner: DIAMOND, ALAN D
BULL ET AL.)
: Group Art Unit: 3991
Reexamination Control No. 95/001,453)
: Confirmation No: 2755
Patent No. 7,601,662)
: Issued: October 13, 2009)
: For: COPPER CHA)
: ZEOLITE CATALYSTS)

Mail Stop Inter Partes Reexam
Central Reexamination Unit
Commissioner for Patents
P.O. Box 1450
Alexandria, VA 22313-1450

DECLARATION OF GARY L. HALLER, PH.D. UNDER 37 C.F.R. § 1.132

I, Gary L. Haller, do declare and say as follows:

1. I am the Henry Prentiss Becton Professor of Engineering and Applied Science at Yale University with joint appointments in the Departments of Chemical and Environmental Engineering and Chemistry. I received a B.S. in mathematics from the University of Nebraska at Kearney in 1962 and a Ph.D. in physical chemistry from Northwestern University in 1966. After a NATO Post-doctoral Fellowship at Oxford University, I joined the faculty of Yale where I have held a variety of administrative posts that include Chair of the Department of Chemical Engineering, Chair of the Council of Engineering, and Deputy Provost for Physical Sciences and Engineering. I have been the Chair of the American Chemical Society Division of Colloid and Surface Chemistry, President of the Catalysis Society of North America, co-Editor of the Journal of Catalysis, and served on the editorial boards of several journals that publish articles relevant to heterogeneous catalysis.

2. My research has involved the molecular understanding of heterogeneous catalysts and combines the inorganic chemistry of catalyst synthesis, physical chemistry of spectroscopic characterization of heterogeneous catalysts, and the kinetics and mechanism of simple organic probe reactions on heterogeneous catalysts. I am a co-author of about 220 publications, including one co-authored book and six patents. A copy of my curriculum vitae is attached as Exhibit A.

3. Since 1986, I have been a paid consultant with Engelhard Corporation, the predecessor in interest of the patent owner, BASF Catalysts LLC, in the areas of automotive catalysts, including treatment of diesel engine exhaust such as reduction of nitrogen oxides. I have been retained by the patent owner's counsel as a technical expert in this reexamination. I am being compensated hourly. I am not otherwise affiliated with the patent owner.

Scope of Declaration

4. The patent owner's counsel provided and I have reviewed United States Patent no. 7,601,662 ("the '662 patent"), the Office Action dated November 16, 2010 ("the Office Action"), and the references cited in the Office Action. I have also reviewed references cited in this Declaration.

5. I have been asked to provide my opinions on what would have been the view of a person of ordinary skill in the art as of February 2007. I believe that I can accurately describe the perspective of such a person. For the purpose of this declaration I have understood that a person skilled in this art would have had at least a Master's degree in chemistry or a related discipline, have knowledge of the structure and chemistry of molecular sieves, such as zeolites, factors that impact their hydrothermal stability and catalytic activity, including the reduction of oxides of nitrogen.

6. The opinions set forth in this declaration are based on my professional knowledge and expertise, as indicated in my curriculum vitae, my review of the '662 patent, the Office Action dated November 16, 2010, including the documents cited in the office action, as well as additional documents cited in this declaration.

Zeolite Materials and Hydrothermal Stability

7. Many factors can affect the hydrothermal stability of a zeolite. Zeolite structure (or framework) type, the nature of cations associated with tetrahedral aluminum in the zeolite structure, hydroxyl density, silica to alumina ratio, stabilizing thermal or chemical treatments, and other factors all have an impact on hydrothermal stability. Predicting hydrothermal stability based on one of these factors alone is nearly impossible, and the hydrothermal stability of a particular zeolite will ultimately depend more on the framework type and its overall composition than on silica to alumina ratio alone. This will be addressed in more detail below with respect to the rejection of claims 1-11 over Dedecek et al. in view of Chung. With respect to the nature of cations associated with tetrahedral aluminum in the zeolite structure, and the Office Action quote of the Request for Reexamination, that "the '662 Patent provides absolutely no guidance as to how one of ordinary skill in the art would measure the amount of non-exchanged copper present in the claimed CHA zeolite," the following response is provided. A person of ordinary skill in the art would be aware of the method of X-ray absorption spectroscopy (see C. Márquez-Alvarez, I. Rodríguez-Ramos, A. Guerrero-Ruiz, G. L. Haller, and M. Fernández-García, Selective Reduction of NO_x with Propene under Oxidative Conditions: Nature of the Active Sites on Copper-Based Catalysts, *J. Am. Chem. Soc.*, 1997, 119 (12), pp 2905-2914), that could be used to characterize both exchanged copper as well as non-exchanged copper, i.e., XANES and EXAFS analysis of X-ray absorption do not require long-range order and detect every atom at the X-ray absorption edge of copper.

Nitrogen Oxides Abatement in Exhaust Gas

8. The terminology "reduction of oxides of nitrogen" includes a variety of reactions, including adsorption, disproportionation, dissociation and/or oxidizing NO by oxygen, adsorption and/or dissociation of NO₂, reducing NO by the selective catalytic reduction (SCR) of NO with ammonia in the presence of oxygen, reducing NO by the selective catalytic reduction of NO with hydrocarbons with and without oxygen present, and reduction of NO with other reducing molecules present in exhaust gas such as hydrogen, methane, or CO. *See, e.g.*, Centi G. et al., Nature of Active Species in Copper-Based Catalysts and Their Chemistry of Transformation of Nitrogen Oxides, *Applied Catalysis A* 132 (1995) 179-259 at 185 (Exhibit B, at 185 (Table 1)). The mechanism and the reaction conditions of each of these reactions can vary widely, and to say that a particular material such as a specific Cu zeolite, such as ZSM-5, is useful for reduction of oxides of nitrogen does not

mean that the specific zeolite will be effective for each of these reaction types. For example, it is well known that three-way catalysts, which are effective for the abatement of hydrocarbons, carbon monoxide and NO_x in traditional gasoline powered engines are not effective in lean burn engines such as diesel engines.

9. With respect to reduction of oxides of nitrogen in the presence of a reducing agent, in general, different reducing agents preferentially adsorb on different sites in different forms and lead to different mechanisms of action. In other words, the activity and mechanism of action of a particular reducing agent are not good predictors of the reactivity of different reducing agents on a particular zeolite catalyst. Alkenes, e.g., ethene or propene, are particularly effective reducing agents for NO on metal exchanged zeolites and it is generally agreed that these alkenes are preferentially adsorbed on acid sites. In contrast, while ammonia is a base that will adsorb on acid sites, "Ammonia readily reacts with copper ions especially in zeolite cavities forming copper-ammine complexes that have been characterized by several techniques such as adsorption measurements [24, 31], X-ray diffraction [313], ESR [38, 314-316], IR [38, 315, 317] and X-ray absorption [268] spectroscopies." See G. Centi and S. Perathoner, *Applied Catalysis A: General* 132, 1995, page 216, first sentence in section 4.3 (Exhibit C). It is for this reason that NO reduction by hydrocarbons and NO reduction by ammonia on Cu zeolites do not generally have parallel behavior and why using the results of hydrocarbon reduction of NO is not a good guide to NO reduction by ammonia on the same Cu zeolite, let alone for two different Cu zeolite catalysts when the structure type and/or composition of the zeolites are different.

The '662 Patent

10. The novel invention of the '662 patent is a catalyst comprising a zeolite having the CHA crystal structure, with a silica to alumina ratio greater than about 15 and a copper to aluminum atomic ratio greater than about 0.25. More specific claims of the '662 patent are directed to silica to alumina ratios in the range of 15 and 40, and/or Cu/Al ratios in the range of about 0.25 to 0.5. A review of the '662 patent, including the background, description, Examples and claims reveals that there was a longstanding need for catalyst material that had good low temperature conversion of NO_x at 350 °C and below and that maintained NO_x conversion without excessive loss of NO_x conversion after hydrothermal aging at high temperatures exceeding 650 °C. As is evident from Figure 12 of the '662 patent, a novel aspect of the invention is not just hydrothermal stability with respect to silica to alumina ratio alone, but the particular hydrothermal stability exhibited by Cu-containing chabazite materials.

Rejection of Claim 1 of the '662 Patent Over Yuen/Ritscher

11. Claim 1 covers a catalyst comprising a zeolite having the CHA crystal structure and a mole ratio of silica to alumina greater than about 15 and an atomic ratio of copper to aluminum exceeding about 0.25. In the Office Action, claim 1 has been rejected as being unpatentable over Yuen, which incorporates by reference Ritscher. At paragraph 10, Yuen provides a process for the reduction of oxides of nitrogen, which involves contacting a gas stream with a molecular sieve having the CHA crystal structure having a mole ratio of 50 to 1500 of (1) an oxide selected from silicon oxide, germanium oxide, and mixtures thereof to (2) an oxide selected from aluminum oxide, iron oxide, titanium oxide, gallium oxide or mixtures thereof. Taking into account the various combinations and without even considering varying weight percentages of oxide (1) and oxide (2), there are three possibilities for oxide (1) and fourteen possibilities of oxide (2). Yuen further says that the molecular sieve can contain a metal or metal ions such as cobalt, copper, platinum, iron, chromium, manganese, nickel, zinc, lanthanum, palladium, rhodium or mixtures thereof capable of catalyzing

reduction of oxides of nitrogen, which may be conducted in the presence of a stoichiometric excess of oxygen. This list includes eleven individual metals and taking into account the different combinations of these eleven metals together with the various combinations of oxide (1) and oxide (2), there are nearly three thousand possible materials, taking into account only binary metal combinations, having the CHA crystal structure described that may be capable of catalyzing the reduction of oxides of nitrogen.

12. Yuen appears to be more concerned with providing an improved method to manufacture chabazite materials than NO_x reduction, as there are no examples in Yuen pertaining to reducing nitrogen oxides. In particular, paragraph 0012 makes note of the "advantage of the present invention that the reaction is conducted in the presence of hydroxide rather than fluoride" which distinguishes it over prior art cited in paragraph 0009. There is no discussion in Yuen of which CHA materials or catalyst properties such as which metal ions or amounts are important for the reduction of oxides of nitrogen to provide good low temperature conversion below 350 °C. The Office Action focuses on Example 3 (of 16 examples) of Yuen to combine with information in Ritscher. The selection of Example 3 appears to be random and no reasoning or information is provided as to why this example would provide a catalyst for the reduction of oxides of nitrogen oxides that is best among the 16 examples.

13. With regard to paragraph 0034 of Yuen, Yuen appears to be interested in the process for reducing oxides of nitrogen in the presence of a zeolite as discussed in Ritscher. In particular, Yuen specifies "the catalytic process in the combustion of carbon monoxide and hydrocarbons and the catalytic reduction of oxides of nitrogen contained in a gas stream," i.e., a three-way catalyst not involving SCR of oxides of nitrogen by ammonia. Yuen does not indicate that copper ions or the catalyst manufacturing techniques in Ritscher are of particular interest because Yuen lists eleven different metals/metal ions of interest. There is nothing stated in Yuen that chabazite structure zeolites would be better at NO_x conversion than the zeolites in Ritscher. It could not be predicted which of the thousands of materials in Yuen would provide a material with improved properties with respect to reduction of oxides of nitrogen and hydrothermal stability and which metal or metal ion would provide such a catalyst.

14. According to the Office Action, paragraph 0034 of Yuen describes an example of a process for the reduction of oxides of nitrogen with reference to U.S. patent number 4,297,328 (Ritscher). Ritscher describes just one example of a process for reduction of oxides of nitrogen—a three-way catalytic process for removing carbon monoxide, hydrocarbons and nitrogen oxides from a gas stream. Ritscher appears to prefer ZSM-5 catalysts in his Examples and claims and lists other structure types such as ZSM-8, ZSM-11, ZSM-12, Hyper-Y, ultrastabilized Y, silicalite, Beta, mordenite, and erionite.

15. Selective catalytic reduction of oxides of nitrogen in the presence of oxygen or providing good low temperature conversion of NO_x below 350 °C is not discussed in Ritscher. Ritscher provides no information with respect to providing improved NO_x conversion of the zeolites or maintaining these properties or structure and surface area stability after hydrothermal aging. A person of skill in the art would not use the information in Ritscher in combination with Yuen because the zeolite framework types of interest in Ritscher and Yuen are dramatically different, and the properties of a ZSM-5 zeolite containing a certain amount of copper would not be expected to be the same for a zeolite having a different framework type such as chabazite.

16. Furthermore, the catalyst described in Ritscher Example at column 10, lines 28-29 contains 7.3% copper by weight, but the catalyst is a mixture of 80 parts of ZSM-5 zeolite and 20 parts

alumina (col. 10, lines 3-8). The amount of actual copper contained on the zeolite after ion exchanging the 80/20 zeolite/alumina pellets would be difficult to determine. To say that the catalyst is a zeolite that contains 7.3% copper by weight is speculative.

17. It must be noted again that the catalyst in Ritscher is a three-way catalyst, which is not designed to operate in a lean environment at low temperature, e.g., as low as 210 °C—the type of environment which the catalyst of the '662 patent was designed and demonstrated to be active. In fact, a close review of the Examples (Table V at column 7) shows that the aged (4 hours in 10% H₂O) samples that were run at stoichiometric redox ratio or in excess oxygen had no NO_x conversion at all. This hardly provides a reason to a person of ordinary skill in the art to use the Example in Ritscher and to use a similar amount of copper in Yuen, who states that a catalyst for reducing nitrogen oxides in excess oxygen was desired. If anything, the skilled artisan would avoid using the information in Ritscher because the NO_x conversion of the aged samples in excess oxygen was nonexistent.

The Rejection of Claims 1-11 Over Zones In View of Ishihara

18. The Office Action rejects claims 1-11 of the '662 patent, stating that one of ordinary skill in the art would have had a reasonable expectation that loading the chabazite zeolite described in Zones using the ion-exchange method described in Ishihara would have resulted in a copper chabazite that would be effective in the conversion of oxides of nitrogen to nitrogen. The Office Action states that a person of ordinary skill in the art at the time of priority filing of the '662 patent looking to make a copper exchanged zeolite for the reduction of oxides of nitrogen would have been motivated to use the ion exchange technique in Ishihara to add copper to the chabazite of Zones because Ishihara used and preferred SAPO-34, which is a very well-known silico-alumino phosphate molecular sieve having a structure of the chabazite type. I do not agree that this is the case.

United States Patent No. 6,709,644 (Zones)

19. Zones relates to a zeolite having the CHA crystal structure that can be used for numerous processes: separation of gasses including separating carbon dioxide from natural gas (col. 5, lines 66-67), as catalysts used for the reduction of oxides of nitrogen in a gas stream in the presence of oxygen (col. 1, lines 54-66) but the reducing agent is unspecified, converting lower alcohols and other oxygenated hydrocarbons to a gasoline boiling point hydrocarbon product (col. 5, lines 18-14), and for producing dimethylamine (col. 5, lines 36-40).

20. Zones does not present any data or examples pertaining to NO_x reduction or suggest that the CHA material provides excellent nitrogen oxides reduction at low temperatures or has good hydrothermal stability compared to other zeolites. It appears that Zones pertains more to discovery of a new zeolite with a small crystal size and not to an improvement in catalytic reduction of nitrogen oxides. No particular significance can be attributed to the statement in Zones that the SSZ-62 zeolite was useful for reducing oxides of nitrogen nor what reducing agent might be used under any particular conditions, because generally speaking, many of the almost 200 framework types of zeolites will exhibit some NO_x reduction capability. The important question is whether any particular properties or combination of properties would be expected by a person of skill in the art to be especially good based on the information in Zones—and that answer is no. The scientific literature and the '662 patent recognized that zeolites promoted with metals could be used for the reduction of oxides of nitrogen. The more important question is why would a person of skill in the art select one of the many zeolites available at the time of the '662 patent filing, and then choose the selected silica to alumina ratio and choose the amount of copper among the various other metal ions

(iron, cobalt, nickel, cerium, etc.) that promote the reduction of oxides of nitrogen? Zones provides no information on an amount of copper to be used—the passage relied on in the Office Action, namely column 5, lines 25-35, as teaching a copper percentage in the range of 0.05% to 5% does not pertain to a catalyst for reducing oxides of nitrogen, and it does not refer to copper metal. It refers to all metals in the Periodic Table (Groups I to VIII), with a preference for Group IA metals (not including copper), and this is in reference to a catalyst for the condensation of alcohols.

Ishihara

21. Ishihara et al. describe a copper ion exchanged SAPO-34 catalyst using propene to reduce nitrogen oxide. While SAPO-34 does have the CHA structure, it does not have the same chemical components, it is a silico-alumino phosphate of the chabazite type structure and not a alumino-silicate chabazite type structure having a silica to alumina ratio greater than 15 (see B. M. Lok et al., J. Am. Chem. Soc 1984, 106, 6092-6093 (cited in the Office Action and Request)). For the reaction of interest in Lok et al., n-butane cracking, SAPO-34 in this early comparison (see Table II), is inferior to chabazite by a factor of 2-70, indicating how different the reaction chemistries are for SAPO-34 and a alumino-silicate, both with the CHA structure. A more important aspect of the structure is the nature of the cation exchange capacity, critical for the ion exchange described in the '662 patent. In the alumino-silicate CHA described in the '662 patent having a silica to alumina ratio greater than 15, the cation exchange sites are created by isomorphous substitution of Si by Al, and thus, it is important to describe the ratio of copper to potential ion exchange sites resulting from Al substitution for Si (as Claim 1 does) as "an atomic ratio of copper to aluminum exceeding about 0.25." The same considerations apply to claims 3 to 9 of the '662 patent, which claim more specific ranges of silica to alumina and Cu/Al. However, the ion exchange sites of silico-alumino phosphates, discussed by Ishihara et al., create cation exchange sites by Si substitution for P. "Silicoaluminophosphates (SAPO-n) exhibit cation-exchange properties as a result of the isomorphous substitution of P in $AlPO_4$ by Si." (see line 8-10, first paragraph of the Introduction to Ishihara et al.) This point is repeated throughout Ishihara et al., (see lines 10-14, column 2, p. 97 of Ishihara et al.), "Consequently, all Si atoms added seem to substitute isomorphously at the lattice position of the P sites but not the Al sites. This is because only one kind of Si bonded with 4 Al atoms was recognized in ^{29}Si -MAS NMR spectra." Thus, the statement that "...Ishihara et al. teaches the use of an amount of copper in a CHA structure molecular sieve that would result in a copper to aluminum atomic ratio exceeding about 0.25 when used with the CHA zeolite of Zones et al." is not correct from a chemical standpoint because Ishihara et al. are discussing a different zeolite with a different chemistry, but more importantly, a minimum cation exchange ratio would now be stated in terms of copper to silicon atomic ratio, not in terms of copper to aluminum cation exchange ratio as claimed in '662 patent.

22. Furthermore, because the reaction chemistry is different in Ishihara et al. (hydrocarbon used as a reducing agent instead of ammonia), the zeolite chemistry is different, and the nature of the cation exchange sites are different (associated with Si instead of Al), it cannot be said that the SAPO-34, as described by Ishihara et al., would be useful for providing amount of copper in the alumino-silicate CHA discussed in the '662 patent. The statement in the Office Action that a person of ordinary skill "at the time of the priority filing of the Bull '662 patent looking to make a copper exchanged chabazite zeolite for the reduction of oxides of nitrogen with the chabazite of Zones '644 patent would have been motivated to use the ion exchange technique described in Ishihara to add copper to the chabazite of Zones '644 because Ishihara used and preferred SAPO-34, which is a very well known silico-aluminophosphate molecular sieve having a structure of the chabazite type." is equivalent to saying that MgO, SnAs, UC, LiH, and TiN are all chemically like NaCl because they all have the same rock salt (NaCl) crystallographic structure.

23. Putting aside the intent of the '662 patent and using the literal constraint of Claim 1, "...an atomic ratio of copper to aluminum exceeding about 0.25." it is also necessary to compare the actual copper to aluminum ratio used by Ishihara et al., which can be estimated from information provided

in section 2, Experimental: "SAPO-5, 11, and 34, (Si, Al, and P contents: 1.77, 12.09, and 10.03 mmol g⁻¹, respectively)" and "In the case of SAPO-n, this amount of Cu [3 wt%] corresponds to ca 75% of the formula ion-exchange capacity, which is estimated by assuming that all the Si forms ion-exchange sites." It should be noted that the Si:Al:P ratios given in Ishihara are presumably those in the synthesis solution, but they imply are also approximate compositions of the SAPO products. Thus, estimated from the information given above results in the atomic ratio of Cu/Al = $(0.75 \times 1.77)/12.0 = 0.10$, well below the 0.25 prescribed by Claims 1-11. A second approach is to use the "Exchanged amounts of Cu²⁺ for each type of SAPO-n,... were estimated to be about 3 wt% from ICP analysis." Using the Al g⁻¹ given above, and using the 3 wt% Cu to estimate the Cu/Al ratio as $(0.03 \text{ g Cu per g catalyst})/(63.546 \text{ g/mol Cu})/(0.01209 \text{ mol Al per g catalyst}) = 0.04$. Thus, Ishihara approximates a Cu/Al range of 0.04-0.1, the entire range being outside of Claims 1-11. Likewise, at 4 wt% Cu, where the NO conversion was maximum (see Fig. 4 of Ishihara et al.) would provide a Cu/Al atomic ratio of about 0.053-0.13, still outside of Claims 1-11 of the '662 patent.

24. One might also consider other aspects of Ishihara et al. that can be differentiated from claims 1-11 of the '662 patent, apart from the composition of the SAPO-34 catalysts (discussed above) and the nature or the reducing agent (propene instead of ammonia). Note also other differences in the testing relative to '662, particularly the 3 vol % H₂O, 2 hours aging (compared to 10 vol % H₂O, 50 hours aging in '662) and testing at a space velocity of 8,500 h⁻¹ (compared to 80,000 h⁻¹). Both the less severe aging and the lower space velocity should have given the SAPO-34 a comparative advantage if SAPO-34 were catalytically similar to a aluminosilicate CHA, but low temperature NO conversion, e.g., around 250 °C, never exceeded 5% after the 800 °C (1073K) aging of SAPO-34 while for the '662 patent CHA catalysts conversion is of order 90% at the same temperature (see Fig. 2, 3, 4 and 7). Thus, even if the person of skill in the art ignored the differences between the materials and the reaction types (propene SCR versus ammonia SCR), that would provide little reason for a person of ordinary skill in the art to utilize the information in Ishihara et al. to modify the zeolite in Zones. If one were to consider crystal structure alone, the extremely poor conversion at low temperatures, particularly for the aged samples shown in Figure 5a of Ishihara et al., would lead a person skilled in the art that a chabazite structured material would not be a good candidate for reduction of oxides of nitrogen at low temperatures or as a material that maintained NOx conversion after hydrothermal aging.

25. In summary, the person of ordinary skill in the art would have no reason to modify the material in Zones as suggested in the Office Action to provide the catalysts in claims 1-11. The chemistry and ion exchange considerations of the materials in Ishihara and Zones are completely different, and there would be no expectation of success in using the techniques in Ishihara in the materials of Zones. In addition, the copper to aluminum ratios in Ishihara are outside the range of claims 1-11 of the '662 patent, and the Office Action fails to explain why one would modify the materials in Zones on the basis of weight percent copper based on the weight percent copper in the silico-alumino phosphate materials of Ishihara. Alternatively, if a person of ordinary skill in the art would consider the modification of the material in Zones based on crystal structure similarities (which they would not), they would be discouraged from making the modification because the low temperature performance of the materials in Ishihara is extremely poor, and the degradation of NOx conversion was quite high when exposed to moderate hydrothermal conditions.

The Rejection of Claims 1-11 Over Dedecek et al. in View of Chung

26. Dedecek et al. never state that chabazite zeolites are useful for the selective catalytic reduction of NOx. Dedecek et al. state: "[z]eolites containing Cu ions attract attention owing to their high catalytic activity in NO [1-5] and N₂O decomposition [6] and selective catalytic reduction (SCR) of NO with ammonia [7-9] and hydrocarbons [10-12]. The Cu⁺ ions were suggested [13] to be catalytic centres in NO and N₂O decompositions." There is no further information in Dedecek about the properties of a chabazite containing copper that is useful or particularly good for reducing oxides of nitrogen at low temperatures.

27. It is further stated in the Office Action that "Dedecek et al. teaches a copper to aluminum ratio exceeding about 0.25..." and, in particular, "Dedecek et al. also discloses zeolites having a copper to aluminum atomic ratio of more than 0.25. In particular, Table 2 on p. 66 of Dedecek et al. shows natural zeolites of a copper to aluminum atomic ratio of 0.28, 0.34 and 0.38 and a synthetic zeolite having a copper to aluminum atomic ratio of 0.32. See the 4th-6th entries, respectively, and the 11th entry in Table 2 on p. 66. This statement ignores Table 3 which gives the chemical compositions of these Cu²⁺ chabasites. These are not the CuCHA zeolites as claimed and described in the '662 patent, but CuNa-CHA. Moreover, the examples of natural zeolite also have a Na/Al ratio of 0.08-0.17, a K/Al ratio of about 0.14 and a Fe/Al ratio of 0.31-0.35. That is, these CHA zeolites contain as much Fe as they do Cu. Also, the synthetic zeolite with a Cu/Al ratio of 0.32 has a Na/Al ratio 0.26. Moreover, none of these examples have a silica to alumina ratio of 15 or greater. The Requestor's Request states at page. 56, "Therefore, the mole ratio of silica (SiO₂) to alumina (Al₂O₃) of the synthetic zeolite is 5.4." A close reading of Dedecek et al., at page. 64, column 2 shows that this is the silica to alumina ratio of the starting material, "Zeolite Y (Si/Al = 2.7 [SiO₂/Al₂O₃ = 5.4]) in ammonium form was used as a source material...", so this was the silica to alumina ratio of the synthesis solution, not the product. No chemical analysis of the final zeolite is given apart from the Ca/Al ratio of 0.01 and Na/Al ratio of 0.94 (see Table 3, line 2); much of the Na remains after ion exchange with copper, i.e., Na/Al ratio is 0.26 after copper exchange, see Table 3, line 13. Thus, no example in Dedecek et al. with Cu/Al ratio great than 0.25 has a known silica to alumina ratio except for the natural chabasites (which have a silica to alumina ratio of 6.2 but contain cations such as Na⁺, K⁺ and Fe³⁺ in addition to copper that in all cases exceed the amount of Cu²⁺. The statement "Thus, with respect to independent claim 1 of the '662 Patent, Dedecek et al. expressly discloses all of the claimed elements, except for the feature involving a silica to alumina mole ratio greater than about 15." seems an exaggeration in the light of the disclosure of the '662 patent that discloses CHA structures with only Cu²⁺ (and perhaps some unchanged protons) that are labeled CuCHA while Dedecek et al. CHA structures in all cases contain significant portions of the cations as Na (in the case of the natural version, K⁺ and Fe³⁺, as well) that are labeled CuNaCHAB to make that distinction in composition.

Chung et al.

28. One of the materials in Chung et al. was not a CHA structure but a MFI structure (see Fig. 1). After a hydrothermal aging at 800 °C for 6 h with 10% H₂O, the conversion of this catalyst dropped from about 70% (fresh) to about 5% at 350 °C (aged), see Fig. 1, hardly a demonstration of useful stability under hydrothermal aging that would be relevant to providing an improved zeolite material for reduction of oxides of nitrogen and having good hydrothermal stability.

29. The other structure in Chung et al. with variable silica to alumina ratio that was tested was of the MOR structure type, dealuminated by acid treatment and steaming to increase the Si/Al ratio and tested for NO removal activity. Compared to the CuZSM-5-2 (ZSM-5 structure), CuNZA2 (MOR structure) had comparable fresh activity (of order 70 % in the range of 350-400 °C, see Fig. 1) but all of the MOR structure catalysts (CuNZA2, CuNZA3, CuNZA4) had zero conversion (un-measurable activity) at and below 350 °C after aging at 800 °C with 10% H₂O for 24 hours, see Fig. 2, even though that aging was less severe, 24 h rather than 50 h, than in the Examples of the '662 patent.

30. Note that the catalysts of the MOR structure that had the highest silica to alumina ratio had zero activity at 400 °C after aging at 800 °C with 10% H₂O for 24 hours, while CuNZA3 had about 10% conversion at 400 °C, i.e., this example teaches away from high silica alumina ratios for low

temperature activity after aging. It should also be noted in Chung et al. that 1) the space velocity used for the NO activity is probably low compared to that required in auto engine applications, but is unknown (see section 2, Experimental, p 1512) and 2) that in any case the reducing agent is propene and not ammonia and thus none of these tests may be comparable to '662 because of the different reducing agent. A person skilled in the art would conclude, at most, after reading Dedecek et al. and Chung et al. that increasing the silica to alumina ratio of a zeolite would result in extremely poor conversion in the low temperature window below 350 °C, a key feature in the materials of claims 1-11 of the '662 patent. Thus, while the Requestor and the Office Action focus on "hydrothermal stability" in the literature references, the phrase "hydrothermal stability" is meaningless in heterogeneous catalysis if the catalyst has low or no catalytic activity.

31. It is questionable whether a person of skill in the art would utilize the teachings in Chung et al. with regard to silica to alumina ratio, because, as explained above, this is just one factor that impacts hydrothermal stability of a zeolite. In any event considering the vast differences in the structure types—MFI is a medium pore zeolite, MOR is a large pore zeolite and CHA is a small pore zeolite—and the fact that the CHA does not share any composite building units with either MFI or MOR, a person of skill in the art would limit the teachings in Chung et al. to the structure types studied.

32. In summary, a person of skill in the art would have no reason to modify the zeolitic materials in Dedecek et al. as suggested in the Office Action, because the study in Chung et al. of MFI and MOR structure zeolites would not be expected to be transferable to other structure types of zeolites, in particular CHA. In addition, the NOx conversion performance at low temperatures of the samples in Chung with high silica to alumina ratios was poor to nonexistent. Accordingly, a person of ordinary skill in the art would not modify the Dedecek et al. materials to provide materials in accordance claims 1-11 that have a silica/alumina ratio of 15 and a Cu/Al ratio greater than 0.25, or in specific claims the specific silica/alumina ratio of 25 to 40 (claim 3), 30 (claim 4) or the specific Cu/Al ratio of 0.30 to 0.50 (claim 5) or 0.40, or the specific catalysts claimed in claims 7 and 8.

The '662 Patent Provides Unexpected Results

33. Cavataio et al. (Exhibit D) have recognized the excellent results provided by the invention of the '662 patent. I have been informed that the materials tested in Cavataio et al. were prepared in accordance with the invention claimed in the '662 patent. Cavataio et al. said that the copper chabazite material was "remarkable." Cavataio noted that no other Cu/zeolite SCR formulation was able to yield stable low temperature NOx performance after exposure to hydrothermal conditions, and that the Cu/zeolite formulation provided high NOx conversion in the 200 °C to 350 °C temperature range.

34. In conclusion, Yuen/Ritscher, Zones/Ishihara, Dedecek/Chung do not contain information leading one skilled in the art to expect a Cu chabazite having a silica to alumina ratio greater than 15 and a Cu/Al ratio greater than 0.25 would exhibit both excellent NOx conversion below 350 °C and maintenance of excellent NOx conversion at low temperatures after hydrothermal aging. There is nothing in Yuen, Zones or Dedecek indicating that chabazite materials would have properties any better than any of the other zeolites that have been used for NOx reduction, and Ritscher, Dedecek and Chung each show very poor NOx conversions at low temperatures and/or degradation of NOx conversions after aging, so there is nothing in any of these references that would lead a skilled artisan to modify the materials in accordance with the claims of the '662 patent.

I hereby declare that all statements made herein of my own knowledge are true and that all statements made herein on information and belief are believed to be true; and further that these statements were made with the knowledge that willful false statements and the like so made are punishable by fine or imprisonment, or both, under Section 1001 of Title 18 of the United States Code, and that such willful false statements may jeopardize the validity of the above-identified patent.

Dated: February 8, 2011

By: Gary L. Haller
Gary L. Haller, Ph.D.

EXHIBIT A

GARY L. HALLER**Professor of Chemical & Environmental Engineering & Chemistry, Yale University**

Department of Chemical and Environmental Engineering
 9 Hillhouse Ave.
 P.O. Box 208286
 New Haven, CT 06520
 Tel. (203) 432-4378

Professional Preparation

- | | | |
|----------------------------------|--------------------|---------------------|
| • University of Nebraska, U.S.A. | Mathematics | B.S. 1962 |
| • Northwestern University, U.S.A | Physical Chemistry | Ph.D. 1966 |
| • Oxford University, U.K. | Chemistry | Postdoc 1966 – 1967 |

Appointments at Yale

1981- Professor of Chemical & Environmental Eng. and Chemistry, Yale University
 1997-2007 Master, Jonathan Edwards College
 1996-1999 Chair, Department of Chemical Engineering, Yale University
 1990-1994 Chair, Council of Engineering, Yale University
 1985-present Professor, Department of Chemical Engineering and Chemistry
 1984-present Henry Prentiss Becton Professor of Engineering and Applied Science
 1984-1987 Chair, Council of Engineering, Yale University
 July-Dec. 1983 Acting Chair, Department of Chemical Engineering
 Jan.-June 1981 Acting Master, Jonathan Edwards College
 1980-1981 Professor of Engineering and Applied Science, Yale University
 1972-1980 Associate Professor of Engineering and Applied Science, Yale University
 1971-1972 Yale University, Junior Faculty Fellowship
 1967-1972 Assistant Professor of Engineering and Applied Science, Yale University

Awards:

Professeur Invité à l'Université Pierre et Marie Curie (Paris VI), 1996
 NIOK (Netherlands Institute for Catalysis Research) Lecturer (Guest Teacher), 1996
 Lacey Lecturer in Chemical Engineering; California Institute of Technology, 1996
 Ipatieff Lectureship; Northwestern University, 1996
 Harry Fair Lectureship; University of Oklahoma, 1995
 Robert Burwell Lectureship; The Catalysis Society, sponsored by Amoco, 1995
 Yale Science and Engineering Association Meritorious Service Award, 1995
 Catalysis Society of Metropolitan New York Award for Excellence in Catalysis, sponsored
 by Exxon Research and Engineering Company, 1993
 The George C. A. Schuit Lectureship, Center for Catalytic Science and Technology;
 University of Delaware, October 17, 1990.
 Kearney State College Outstanding Alumni Award, 1988
 Donald E. Fox Chemistry Lectureship; Kearney State College, NB, 1982

Professional Experience, Other than at Yale:

Sept. 1966- Sept. 1967	NATO Postdoctoral Fellow, Oxford University
Dec. 1971- July 1972	Universite Catholique de Louvain, Belgium
Summer 1974	U. N. Ind. Dev. Org., Consultant, Bahia Blanca, Argentina
Summer 1975	Chair, Gordon Research Conference on Catalysis

Jan. 1977- Dec. 1979	Council of the Gordon Research Conferences
Jan. 1989- Dec. 1991	
Sept. 1977- Sept. 1981	International Union of Pure and Applied Chemistry, Associate Member, Commission on Colloid and Surface Chemistry
Mar. 1978 - Aug. 1978	Science Research Council, Senior Visiting Fellow, University of Edinburgh
Jan. 1982 - Dec. 1982	Chair, Division of Colloid and Surface Chemistry, American Chemical Society
July 1981 - Dec. 1981	Visiting Scholar, National Bureau of Standards
Aug. 1986 -	Member, Connecticut Academy of Science and Engineering
July 1992 -July 1996	General Chairman, 11th Intern. Congr. on Catalysis
Jan.-June 2010	Visit Scholar, New York University

Consulting Experience:

Jan. 1969 - July 1969	Dept. of Health, City of New Haven, CT
Sept. 1971- Dec. 1975	Monsanto Co. (Univ. Research Inst. of Conn., Inc.)
Oct. 1974 - July 1975	Olin Corp. (Univ. Research Inst. of Conn., Inc.)
Dec. 1974 - July 1975	Commerce Technical Advisory Board, U. S. Dept. of Commerce
Dec. 1975 - Jan. 1977	Environment, Inc., Branford, CT
Jan. 1975 - Dec. 1979	Warner-Lambert Co., Milford, CT
Jan. 1978 - Dec. 1980	U. S. Department of Energy
Oct. 1992 - Sept. 1993	
Summer, 1982	Union Camp Corporation
July 1982 - Dec. 1982	EXXON Research & Engineering Co.
Nov. 1982 - Nov. 1983	Olin Corp., Metals Division
April 1982- June 1984	National Science Foundation
April 1982 - 2001	CYTEC, Inc., Stamford, CT
Jan. 1986 - Jan. 1998	Sun Refining and Marketing Co.
Jan. 1986 -present	Engelhard Corp. (now BASF Corporation)

Editorial Boards

1982 - 1990	Board of Editors, American Scientist
1984 -	Board of Editors, Catal. Rev. - Sci. & Eng.
1985 - 2003	Board of Editors, J. Catal.
1988 - 1993	Co-Editor, Journal of Catalysis
1988 - 1998	Advisory Board, Catalysis Letters
1989 -2001	International Editorial Board, Reaction Kinetics and Catalysis Letters
July 1998	Board of Editors, Journal of Molecular Catalysis A: Chemical

Catalysis Society

July 1989 - June 1993	President, The Catalysis Society
Jan. 1977 - June 1989	Board of Directors, The Catalysis Society
Aug. 1985 -June 1989	Vice President, The Catalysis Society
Aug. 1983 -July 1989	Foreign Secretary, The Catalysis Society

Publications

1. "Symmetry Numbers and Reaction Rates. II The Computation of the Reaction-Path Degeneracy for Bimolecular Reactions," *J. Chem. Phys.*, 42, 584 (1965); with E.W. Schlag.
2. "The Adsorption and Reaction of Coordination Complexes on Silica Gel," *Inorg. Chem.* 4, 1123 (1965); with R.L. Burwell, Jr., R.G. Pearson, P.B. Tjok, and S.P. Chock.
3. "The Texture of Chromium Oxide Catalysts," *J. Phys. Chem.* 71, 4580 (1969); with R.L. Burwell, Jr. and K.C. Taylor.
4. "Adsorptive and Catalytic Properties of Chromia," *Z. Physik. Chem.* 64, 18 (1969); with R.L. Burwell, Jr., J.F. Read, and K.C. Taylor.
5. "N.M.R. Studies of Lithium Chloride and Lithium Bromide Solutions in Methanol-Water Mixtures," *Mol. Phys.* 16, 377 (1969); with C. Hall and R.E. Richards.
6. "Chemisorptive and Catalytic Behavior of Chromia," in *Advances in Catalysis* (D.D. Eley, H. Pines, and P.B. Weisz, eds.) Vol. 20, page 1, Academic Press (New York) 1969; with R.L. Burwell, Jr., K.C. Taylor, and J.F. Read.
7. "A Study of Adsorption on Single Crystals by Internal Reflectance Spectroscopy," *J. Phys. Chem.*, 74, 4386 (1970); with R.W. Rice
8. "Catalytic Hydrogenation of Propylene: Verification of Maximum Rate," *J. Phys. Chem.* 76, 943 (1972); with S. Weiner and R. Mezaki.
9. "The Structure and Activity of Chromium Oxide Catalysts: I. Structure Analysis," *J. Catal.* 25, 378 (1972); with S.R. Dyne and J.B. Butt.
10. "The Structure and Activity of Chromium Oxide Catalysts. II. Influence of Catalyst Structure on Activity for Reactions of Cyclopropane," *J. Catal.* 25, 391 (1972); with S.R. Dyne and J.B. Butt.
11. "Adsorbed Water on Single Crystal Oxides", *Proc. of Fifth Intern. Congr. on Catal.* (J.W. Hightower, ed.) Vol. 1, pp. 17-317, North-Holland (Amsterdam) 1973; with R.W. Rice.
12. "Infrared Study of Adsorption in situ at the Liquid/Solid Interface," *J. Colloid and Interface Sci.* 44, 249 (1973); with R.T. Yang, M.J.D. Low, and J.B. Fenn.
13. "The Catalytic Activity of Silica Gel," *J. Catal.* 29, 486 (1973); with P.B. West and R.L. Burwell, Jr.
14. "Modification of the Higashi Model for Surface Diffusion," *AIChE J.* 19, 1052 (1973); with R.T. Yang and J.B. Fenn.
15. "Recycling Molecular Beam Reactor," *Proc. Fourth Intern. Symp. on Molecular Beams* (F.M. Devienne, ed.) Cannes, France, July 1973; with G. Prada Silva and J.B. Fenn.
16. "Resource Utilization and Environmental Impact of Alternative Beverage Containers," *Proc. Environmental Impact of Nitrile Barrier Containers LOPAC: A Case Study* (F.D. Wharton, Jr., ed.) published by Monsanto (St. Louis) 1973, p. 77.
17. "Detection of Dilute Organic Acids in Water by Inelastic Tunneling Spectroscopy," *Surface Sci.* 43, 353 (1974); with Y. Skarlatos, R.C. Barker, and Y.A. Yelon.
18. "Surface Diffusion of Stearic Acid on Aluminum Oxide," *AIChE J.* 20, 735 (1974); with R.T. Yang and J.B. Fenn.
19. "Ozonation of Phenol in Water Studied by Electron Tunneling," *J. Phys. Chem.* 79, 2587 (1975); with Y. Skarlatos, R.C. Barker, and A. Yelon.
20. "Internal Reflection Spectroscopy of Adsorbed Molecules on Metal Films: CO on Pd," *J. Catal.* 40, 249 (1975); with R.W. Rice.
21. "Applications of Internal Reflection Spectroscopy to Surface Studies", *Catal. Rev. --Sci. Eng.* 13, 259 (1976); with R.W. Rice and C.Z. Wan.

22. "The Effect of Chromium Oxide Catalyst Structure on Activity and Selectivity for Butene Isomerization," Proc. Sixth Intern. Congr. on Catalysis, Vol. 1, p. 235, The Chemical Society (London) 1976; with J. Saint-Just.
23. "Recycling Molecular Beam Reactor," Rev. Sci. Instru. 48, 897 (1977); with G. Prada-Silva, K. Kester, D. Loffler and J.B. Fenn.
24. "The Role of Vibrational Energy in Surface Isomerization of Cyclopropane," Surface Sci. 83, 453 (1979); with G. Prada-Silva, D. Loffler, B.L. Halpern and J.B. Fenn.
25. "A Molecular Beam Study of Isomerization and Dehydrogenation of Butene on a Mica Surface," J. Catal. 57, 96 (1979); with D. Loffler and J.B. Fenn.
26. "Effect of Coadsorbed Water and Alcohol on the Surface Transport of Stearic Acid on γ - Al_2O_3 ," J. Phys. Chem. 83, 1154 (1979); with C.Z. Wan.
27. "Catalysis," The World Book Encyclopedia, Vol. C, Edition 79A, Field Enterprises Educational Corporation (Chicago) 1979, p. 220.
28. "Gas-Adsorbate Collisional Effects and Surface Diffusion in Porous Materials," AIChE J. 26, 355 (1980); with S.C. Thankur and L.F. Brown.
29. "Characterization of Silica-Supported Rh Catalysts: Support, Impregnation and Particle Size Effects," Proc. Seventh Ibero-American Symposium on Catalysis, La Plata, Argentina, 13-18 July 1980; with A.J. Rouco.
30. "Nitrogen Chemisorption on Rh Induced by a Strong Metal-Support (TiO_2) Interaction," J. C. S. Chem. Comm., 1150 (1980); with D.E. Resasco.
31. "Hydrogenolysis and Hydrogenation of Hydrocarbons on Supported Rh-Ir Bimetallic Catalysts," J. C. S., Faraday I 71, 519 (1981); with T.C. Wong, L.F. Brown, and C. Kemball.
32. "The Mechanism of Olefin Isomerization on Different Forms of Chromia Investigated by Microwave Spectroscopy", Proc. Seventh Intern. Congr. on Catal., Kodansha, Ltd., Tokyo and Elsevier Sci. Pub., 1981, Vol. B, p. 965; with C.S. John and J.K. Tyler.
33. "Vibrational Spectroscopies Applied to Chemisorption and Catalysis," Cat. Rev. -- Sci. Eng. 23, 477 (1981).
34. "The Seventh International Congress on Catalysis," Cat. Rev. --Sci. Eng. 23, 605 (1981).
35. "The Exciting Oxidation of CO on Pt," Chem. Phys. Lett. 81, 185 (1981); with D.A. Mantell, S.B. Ryali, B.L. Halpern, and J.B. Fenn.
36. "Reactions of Cyclopentane and 2,2-Dimethylpropane on Supported Rh-Ir Catalysts," J. Chem. Soc., Faraday Trans. I 77, 2519 (1981); with I.H.B. Haining and C. Kemball.
37. "Ethane Hydrogenolysis on Silica-Supported Rh-Ag Catalysis", J. Catal. 72, 246 (1981); with A.J. Rouco.
38. "The Effect of Dispersion on Hydrogenolysis Activity of Silica-Supported Rh," J. de Chemie Physique 78, 971 (1981); with A.J. Rouco.
39. "Support Effects on Selectivity over Rh Bimetallic Catalysts," Faraday Discussions 72, 109 (1982); with D.E. Resasco and A.J. Rouco.
40. "Catalysis by Intermetallic Compounds," J. C. S. Special Periodical Reports: Catalysis, Vol. 5, 1982, p. 333; with S.T. Oyama.
41. "Dispersion Effects on Alkane Hydrogenolysis over Rhodium Supported on Titanium Oxide," in Metal-Support, Metal-Additive Effects in Catalysis, (B. Imelik et al., eds.) Elsevier (Amsterdam) 1982, p. 105, with D.E. Resasco.
42. "Characterization of the Interaction Between Rhodium and Titanium Oxide by XPS," J. Catal. 77, 301 (1982); with S.-H. Chien, B.N. Shelimov, D.E. Resasco, and E.H. Lee.

43. "Impurity Effects in the Interaction of Oxygen with Rh(111)," *Appl. of Surface Sci.* 10, 546 (1982); with S. Semancik and J.T. Yates, Jr.
44. "Characterization of Chromium Catalysts for Ethylene Polymerization by EPR," *Bull. Inst. Chem., Acad. Sin.* 29, 15 (1982); with S.H. Chien.
45. "Distribution of Internal Energy in CO and CO₂ Vibrationally Excited by a Hot Pt Surface," *J. Chem. Phys.*, 78, 4250 (1983); with D.A. Mantell, S.B. Ryali and J.B. Fenn.
46. "Distribution of Internal Energy in NO Vibrationally Excited by a Hot Pt Surface," *J. Chem. Phys.* 78, 6338 (1983); with D.A. Mantell, Y.-F. Maa, S.B. Ryali and J.B. Fenn.
47. "The Adsorption and Dissociation of Methyl Isocyanide on Rh(111)," *J. Chem. Phys.* 78, 6970 (1983); with S. Semancik and J.T. Yates, Jr.
48. "A Model of Metal-Oxide Support Interaction for Rh on TiO₂," *J. Catal.*, 82, 279 (1983); with D.E. Resasco.
49. "Time-Resolved Infrared Emission Studies of CO₂ Formed by CO Oxidation on Pt and Pd," *Chem. Phys. Lett.* 102, 37 (1983); with D.A. Mantell and S.B. Ryali.
50. "Indirect Effect of the Strong Metal-Support Interaction on the Metal-Metal Interaction in Rh-Ag/TiO₂ Catalysts", *Applied Catal.* 8, 99 (1983); with D.E. Resasco.
51. "The Effect of Silica Support Texture and Anion of Impregnating Solution on Ru Dispersion and on Ru-Cu Interaction," *J. Catal.* 84, 477 (1983); with D.E. Resasco and J. Wang.
52. "A Comparative Investigation of Silica Supported Ru-Cu and Ru-Ag Catalysts," *J. Catal.* 84, 297 (1983); with A.J. Rouco, J.A. Oliver and C. Kemball.
53. "Geometric and Electronic Effects of SMSI in Group VIII-TiO₂ Systems," *Proc. 8th Intern. Congr. Catal., Berlin, 1984, Vol. 5, V-135*; with V.E. Henrich, M. McMillan, D.E. Resasco, H.R. Sadeghi and S. Sakellson.
54. "The Effect of Impurities on Chemisorption and Activity of MgO Supported Rh," *J. Catal.*, 88, 18 (1984); with J. Wang and J.A. Lercher.
55. "Reactions of n-butane and 2,2-Dimethylpropane on Silica-Supported Rh-Pt Bimetallic Catalysts," *J. Catal.*, 87, 389 (1984); with T.C. Wong, L.C. Chang, J.A. Oliver, N.R. Scaife and C. Kemball.
56. "The Nature of the Metal-Titania Interaction and its Effect on Alkane Reactions," *Proc. IX Iberoamerican Symposium on Catalysis, Lisbon, 1984, Vol. II, p. 1475*; with M. McMillan, D.E. Resasco and S. Sakellson.
57. "Novel Rh/TiO₂ and Ir/TiO₂ Catalysts for n-Butane Isomerization and Dehydrogenation," *J. Phys. Chem.*, 88, 4552 (1984); with D. Resasco.
58. "CO Oxidation on Pt: Coverage Dependence of the Product Internal Energy," *ACS Petr. Div. Preprints*, 29, 904 (1984); with D.A. Mantell, K. Kunimori and S. B. Ryali.
59. "The Interaction of Physisorbed Species with Chemisorbed Species as Studied by Infrared Spectroscopy," *J. Phys. Chem.* 88 4660 (1984); with J.T. Yates, Jr.
60. "Solid-state magic-angle spinning aluminum-27 nuclear magnetic resonance used to study alumina support and surface compound structure of catalysts." *Preprints - American Chemical Society, Division of Petroleum Chemistry (1984), 29(3), 939-43*; with McMillan, B.; Brinen, J.
61. "Spectroscopic Analysis of Local Structure and Small Particles of Catalysts," *Applications Surface Sci.*, 20, 351 (1985).
62. "Summary Abstract: CO Oxidation on Pt: Temperature Dependence of the Product Internal Energy," *J. Vac. Sci. Technol.*, A3, 1663 (1985); with D.A. Mantell, K. Kunimori, S.B. Ryali, J.B. Fenn.

63. "Carbon Monoxide Oxidation on Platinum: Coverage Dependence of the Product Internal Energy," ACS Symposium Series No. 288, M.L. Deviney and J.L. Gland, Ed., Am. Chem. Soc., Washington, D.C., 1985, p. 464, with D.A. Mantell, K. Kunimori, and S.B. Ryali.
64. "Mechanism in Heterogeneous Catalysis," Chapter 15 in *Investigation of Rates and Mechanisms of Reactions*, Interscience, (New York) 1986, pp. 951-979, with W.N. Delgass.
65. "Solid-State Magic-Angle Spinning Aluminum-27 Nuclear Magnetic Resonance Used to Study Alumina Support and Surface Compound Structure of Catalysts," *J. Catal.*, 97, 243 (1986), with M. McMillan and J.S. Brinen.
66. "EXAFS Evidence for Direct Metal-Bonding in Reduced Rh/TiO₂ Catalysts", *J. Phys. Chem.*, 90, 1733 (1986), with S. Sakellson and M. McMillan.
67. Coverage Effects in Catalytic Time-Resolved Infrared Emission Studies of Surface Catalyzed Oxidation of CO", in *Proceeding of Recent Advances in Molecular Reaction Dynamics*, R. Vetter and J. Vigue, eds., CNRS, Paris, 333, 1986; with K. Kunimori, D.A. Mantell, S.B. Ryali and J.B. Fenn.
68. "Effect of Incident Translational Energy on the Surface-Induced Isomerization of Cyclopropane," *J. Phys. Chem.*, 91, 2654 (1987); with L.Y. Tsou and J.B. Fenn.
69. "The Effect of Silica Support on Ru-Cu Cluster Morphology as Determined by Catalytic Activity", *J. Phys. Chem.*, 91, 2665, (1987); with A.J. Hong, A.J. Rouco and D.E. Resasco.
70. "The Preparation and Characterization of Vanadia Promoted Rh Catalysts Supported on Silica," *Preparation of Catalysts IV*, B. Delmon, P. Grange, P.A. Jacobs and G. Poncelet (Eds.), Elsevier, 1987, p. 125 with Y.J. Lin, R.J. Fenoglio and D.E. Resasco.
71. "The Implications of One-Dimensional Ordering of Rh on the (110) Surface of Rutile", *J. Catal.*; 104, 252, (1987); with H.R. Sadeghi, D.E. Resasco and V.E. Henrich.
72. "Comparison of Hydrogenation and Hydrogenolysis on Unsupported and Silica-Supported Rh-V₂O₃ and Pt-V₂O₃", *Faraday Symposium No. 21*, *Faraday Transactions I*, *J. Chem. Soc.*; 83, 2091, (1987); with Y.J. Lin and D.E. Resasco.
73. "XANES Evidence for Direct Metal-Metal Bonding and Electron Transfer in Reduced Rh/TiO₂ Catalysts" *J. Phys. Chem.*, 92, 189 (1988) with D.E. Resasco, R.S. Weber, S. Sakellson, and M. McMillan.
74. "Characterization of RuCu/SiO₂ Catalysts by Chemisorption, Catalysis and Spectroscopy," *Proc. 9th Intern. Congr. Catalysis*, (Eds., M. J. Phillips and M. Ternan), Vol. 3, p. 1198, Chemical Institut. of Canada, 1988, with A.J. Hong, B.J. McHugh, L. Bonneviot, D.E. Resasco and R.S. Weber.
75. "Desorption of Carbon Dioxide Molecules From A Pt(111) Surface: A Stochastic Classical Trajectory Approach," *Chem. Phys. Lett.*, 144, 533 (1988) with D.W.J. Kwong and N. DeLeon.
76. "EPR Characterization of Ti³⁺ Ions at the Metal-Support Interface in Pt/TiO₂ Catalysts," *J. Catal.*, 113, 96 (1988); with L. Bonneviot.
77. "Metal-Support Interactions between Group VIII Metals and Reducible Oxides", *Adv. Catal.*, Vol. 36;173, (1989) with D.E. Resasco.
78. "Metal-Support Effects in Pt/L-Zeolites Catalysts," *Catalysis Letters*, 3, 103 (1989) with G. Larsen.
79. "A ²⁹Si NMR Investigation of the Structure of Amorphous Silica-Alumina Supports," *Colloids and Surfaces*, 38, 133 (1989) with M. McMillan, J.S. Brinen and J. D. Carruthers.
80. "A Diamond Internal Reflection Cell for Infrared Measurements on Metal and Metal Oxide Films," *Applied Spectroscopy*, 44, 159, (1990), with C.E. Gigola.
81. "Direct Measurement of Vibrational State Population in CO₂ Produced During CO₂ Oxidation on Pd," *J. Chem. Phys.*, 92, 5752 (1990) with G.W. Coulston.

82. "Carbon-13 NMR Studies of CO Adsorbed on Supported Platinum and Palladium Catalysts Using Magic Angle Sample Spinning," *J. Phys. Chem.*, 94, 1463 (1990) with K.W. Zilm, L. Bonneviot, D.M. Hamilton and G.G. Webb.
83. "¹³C NMR Spectra of ¹³CO Adsorbed on Silica-Supported Palladium Particles: Particle Size Dependence of the Surface Diffusion Rate and ¹³C Knight Shift," *J. Phys. Chem.*, 94, 8495 (1990) with K.W. Zilm, L. Bonneviot, O.H. Han and M. Kermarec.
84. "Characterization of Pt Particle Interaction with L-zeolite by X-ray Absorption Spectroscopy: Binding Energy Shifts, X-ray Absorption Near-Edge Structure, and Extended X-ray Absorption Fine Structure," *J. Phys. Chem.*, 94, 8621 (1990) with B.J. McHugh and G. Larsen.
85. "Hydrogenation of Carbon Monoxide on Pt/L-Zeolite Catalysts," (proceed. First Tokyo Conference on Advanced Catalytic Science and Technology, Tokyo, July 1-5, 1990) *Catalytic Science and Technology*, Vol. 1, pp. 135-140, Kodansha Ltd. (1991), with G. Larsen.
86. "Morphology and Site Blocking Effects on Chemisorption Properties and Reactivity of Pt/TiO₂ and Sulfided Pt/Al₂O₃ Catalysts," *J. Catal.*, 130, 359 (1991), with L. Bonneviot.
87. "Dynamics of Heterogeneously Catalyzed Reactions," *Catalysis; Science and Technology*, (eds. J. R. Anderson and M. Boudart) Vol. 9, pp. 131-183, Springer-Verlag (1991) with G.W. Coulston.
88. "The Dynamics of CO Oxidation on Pd, Rh, and Pt Studied by High Resolution IR Chemiluminescence Spectroscopy," *J. Chem. Phys.* 95, 6932 (1991) with G.W. Coulston.
89. "Is There a Distribution of Transition State Energies in the Reaction Coordinate of CO Oxidation On Pt Foil?" in *Fundamental Aspects of Heterogeneous Catalysis Studied by Particle Beams* (H.H.Brongersma and R.A. van Santen, eds.), Plenum Press (New York) 1991, pp. 145-150, with G.W. Coulston.
90. "Temperature Programmed Reduction of Silica Supported Pt/Ni Catalysts Studied by XANES," *J. Phys. Chem.*, 96,1324 (1992) with A. Jentys, B.J. McHugh and J.A. Lercher.
91. "Catalysis: Fundamentals and Applications," in *Encyclopedia of Applied Physics*, Vol. 3, VCH Publishers, Inc.(1992) pg. 67, with D.E. Resasco.
92. "On the Kinetics and Mechanisms of Carbon Monoxide Oxidation on Platinum, Palladium and Rhodium Foils," *Surface Science of Catalysis: In Situ Probes and Reaction Kinetics ACS Symposium Series*, 482, p. 58 (1992), with G.W. Coulston.
93. "Polymerization of Pyrrole over Pd and SnO₂ Supported on KL-Zeolite," *J. Phys. Chem.*, 96, 4145, (1992) with G. Larsen and M. Marquez.
94. "Hydration Effects of Al₂(MoO₄)₃ and AlPO₄ Phases in Hydrotreating Catalysts Studied by Solid State Nuclear Magnetic Resonance Spectroscopy," *Catalysis Letters*, 14,,1(1992) with O. H. Han and C. Y. Lin.
95. "Concepts in Heterogeneous Catalysis" in *Metal-Ligand Interactions: from Atoms, to Clusters, to Surfaces*, (D.R. Salahub and N. Russo, eds.), Kluwer Academic Publishers (The Netherlands) 1992, pp.71-100, with R.S. Weber.
96. "Time-Resolved Infrared Emission Studies of CO₂ Formed by Catalytic Oxidation of CO on Pt and Pd Surfaces," *Bull. Chem. Soc. of Japan (English)* 65, 2450, (1992), with K. Kunimori.
97. "Characterization of Pt/L-zeolite Catalysts by Chemisorption, EXAFS and Reaction of Neopentane with H₂" *Catalysis Today*, 15, 431 (1992), with G. Larsen.
98. "A XANES-TPR Study of Pt-Re/Al₂O₃ Catalysts," *J. Phys Chem.*, 96, 9893 (1992), with F. Hilbrig and C. Michel.
99. "The Formation of Metallic Particles During Temperature Programmed Reduction of Silica Supported Pt and Ni Chlorides," *J. Phys. Chem.*, 97, 484 (1993), with A. Jentys and J.A. Lercher.
100. "On the Deactivation of Pt/L-zeolite Catalysts" *Catalysis Letters*, 17, 127 (1993) with G. Larsen.

101. "The Effect of Preparation Method on Metal-Support Interaction in Pd/L-zeolite Catalysts," Proc. 10th Intern. Congr. Catal., part A, p. 297, eds. L. Buczai, F. Solymosi, P. Tétényi, Akadémiai Kiadó, Budapest, 1993 with G. Larsen.
102. "Solid State Nuclear Magnetic Resonance Spectroscopic Investigation of Hydrotreating Catalysts and Related Materials," Applied Catalysis, 98, 195 (1993), with O. H. Han, C. Y. Lin, N. Sustache, M. McMillan, D. Carruthers and K.W. Zilm.
103. "Characterization of Pt-Ni/KL-Zeolite Bimetallic Catalysts by Chemisorption, Catalysis and X-ray Absorption," Proc. 9th Intern. Zeolite Conf., R. van Ballmoos, J.B. Higgins and M.M.S. Treacy, eds., Butterworth-Heinemann, 1993, vol. 2, p. 441 with G. Larsen.
104. "Elementary Reaction Steps in Heterogeneous Catalysis: A Workshop Overview," Elementary Reaction Steps in Heterogeneous Catalysis, R.W. Joyner and R.A. van Santen, eds., NATO ASI Series C, Kluwer Academic Pub., Dordrecht, 1993, vol. 398, p. 473, with G.W. Coulston.
105. "The Dynamics of Alkane Adsorption on Metals," Elementary Reaction Steps in Heterogeneous Catalysis, R.W. Joyner and R.A. van Santen, eds., NATO ASI Series C, Kluwer Academic Pub., Dordrecht, 1993, vol. 398, p. 197 with G.W. Coulston.
106. "Electrochemical Modification of CH₃OH Oxidation Selectivity and Activity on a Pt Single-Pellet Catalytic Reactor," J. Phys. Chem., 97, 6115 (1993), with C. A. Cavalca, G. Larsen, and C.G. Vayenas.
107. "Methoxy Formation/Spillover on Pd/Al₂O₃ Studied by ¹³C, ¹H NMR," Stud. Surf. Sci. & Catal., 77, 223 (1993). with O. H. Han, G. Larsen and K. W. Zilm.
108. "Effects of Adsorbed Oxygen Containing Molecules On the XANES of Pt in Supported Pt/SiO₂ Catalysts," Catalysis Letters, 21, 303 (1993) with A. Jentys, M. Englisch and J. A. Lercher.
109. "Platinum-Nickel/L-zeolite Bimetallic Catalysts: Effect of Sulfur Exposure on Metal Particle Size and n-Hexane Aromatization Activity and Selectivity," (proceed. Intern. Sym. on Zeolites and Microporous Crystals, Nagoya, August 22-25, 1993), in Studies in Surface Science and Catalysis, eds. T. Hattori, T. Yashima Vol. 83, pp. 321-329, Kodansha Ltd. (1993), with D. E. Resasco, V. A. Durante, J. Kim, and G. Larsen.
110. "Catalyst Characterization: Structure/Function", Catalysis Today, 22, 261 (1994), with W.M.H. Sachtler.
111. "Catalytic Dehydrogenation of Lower Alkanes" in Catalysis, Vol. 11, (A Specialist Periodical Report of the Royal Society of Chemistry), chapter 9, pp 379-411 (1994), with Daniel E. Resasco.
112. "Electrochemical Promotion of Oxygen Atom Back-Spillover from Ytria-Stabilized Zirconia onto a Porous Platinum Electrode: Detection of SERS Signals", J. Phys. Chem., 98, 10853 (1994), with L. Basini and C.A. Cavalca.
113. "The Relationship between Acidity and Surface Structure of Amorphous Silica-Alumina as Determined by Catalytic Acidity and ²⁹Si NMR", (Proceeding of the 2nd Tokyo Conf. on Adv. Catal. Sci. and Tech., Tokyo, Aug. 21-26, 1994) Science and Technology in Catalysis 1994, Y. Izumi, H. Arai and M. Iwamoto, eds., pp. 173-178, Kodansha Ltd. (1995) with C.Y. Lin.
114. "Reducibility of Rhenium in Pt-Re/Al₂O₃ Reforming Catalysts: A Temperature Programmed Reduction - X-ray Absorption Near-Edge Structure Study", J. Catal., 154, 222, (1995), with C.G. Michel, W. E. Bambrick, R. H. Ebel and G. Larsen.
115. "XANES-TPR Study of Cu-Pd Bimetallic Catalysts: Application of Factor Analysis" J. Phys. Chem., 99, 12565 (1995), with M. Fernandez-Garcia and C. Marquez Alvarez.
116. "The Study of Translational Excitation of CO₂ Produced from CO Oxidation on Pd Using High Resolution Infrared Chemiluminescence Spectroscopy," J. Chem. Phys., 103, 15, (1995) with C. Wei.

117. "New Insights on the Mechanism of the NO Reduction With CO Over Alumina Supported Copper Catalysts", *J. Phys. Chem.*, 99, 16380, (1995) with M. Fernández-Garcia, C. Márquez Alvarez, I. Rodriguez-Ramos, and A. Guerrero-Ruiz.
118. "Mechanical Stability of Pure Silica Mesoporous MCM-41 by Nitrogen Adsorption and Small Angle X-ray Diffraction Measurements," *J. Phys. Chem.*, 100, 1985, (1996) with V. Yu. Gusev, X. Feng, Z. Bu, and J.A. O'Brien.
119. "Hydrocarbon Oxidation Catalysts Synthesized by V Substitution in Mesoporous Molecular Sieves (V-MCM-41)," *CCSS Newsletter*, Issue No. 6, Summer, 1996.
120. "A Comparison of the Dynamics of CO Oxidation by Oxygen Atoms and Molecules on Pt and Pd Surfaces," *J. Chem. Phys.*, 105, 810 (1996) with C. Wei.
121. Englisch, Martin; Lercher, Johannes A.; Haller, Gary L.. Supported metal particles. Series on Synchrotron Radiation Techniques and Applications (1996), 2(X-Ray Absorption Fine Structure for Catalysts and Surfaces), 276-303.
122. "Applications of XANES to Catalyst Characterization: Supported Metal Particles," in *X-Ray Absorption Fine Structure for Catalysts and Surfaces*, Y. Iwasawa, Ed., World Sci. Pub., Singapore, 1996, p. 256, with M. Englisch and J.A. Lercher.
123. "Alloy Formation and Stability in Pd-Cu Bimetallic Catalysts," *J. Phys. Chem.*, 100, 16247 (1996) with M.F. Garcia and J.A. Anderson.
124. "Surface and Bulk Characterisation of Metallic Phases Present During CO Hydrogenation on Pd-Cu/KL-zeolite," *J. Catal.*, 164, 477 (1996) with J.A. Anderson and M.F. Garcia.
125. "Effect of Pore Size of Mesoporous Molecular Sieves (MCM-41) on Al Stability and Acidity," *Chem. Eng. J.*, 64, 255, (1996) with X. Feng, J.S. Lee, J.W. Lee, J.Y. Lee and D. Wei.
126. "An X-Ray Absorption Spectroscopy Determination of the Morphology of Palladium Particles in KL-zeolite," *J. Catal.*, 166, 75 (1997) with P. Menacherry and M.F. Garcia.
127. "Selective Reduction of NO_x with Propene under Oxidative Conditions: Nature of the Active Sites on Copper Based Catalysts," *J. Am. Chem. Soc.*, 119, 2905 (1997) with C. Márquez, I. Rodriguez, A. Guerrero-Ruiz and M. Fernández-Garcia.
128. "Neopentane Conversion Over Zeolite Supported Platinum and Palladium Catalysts," *J. Catal.*, 167, 425 (1997) with P. Menacherry.
129. "Evaluation of Pore Structure Parameters of MCM-41 Catalyst Supports and Catalysts by Means of Nitrogen and Argon Adsorption," *J. Phys Chem.*, 101, 3671-3679 (1997) with P.I. Ravikovitch, D. Wei, W.T. Chueh, and A.V. Neimark.
130. "The Effect of Water on the Infrared Spectra of CO Adsorbed on Pt/K L-zeolite," *Catal. Lett.*, 44, 135 (1997) with P.V. Menacherry .
131. "71GA NMR Characterization of MFI-type Ga-silicate Synthesized by the Rapid Crystallization Method," *Catal. Lett.*, 46, 5, (1997) with T. Takeguchi, K. Kagawa, J.-B. Kim, T. Inui and D. Wei.
132. "Electrochemical promotion of Pd-catalyzed oxidation of CO by NO on yttria-stabilized zirconia." Preprints - American Chemical Society, Division of Petroleum Chemistry (1997), 42(1), 155-157; with Kim, Soonho.
133. "Synthesis and Characterization of Alkali-free, Ga-substituted MCM-41 and Its performance for n-Hexane Conversion," *J. Catal.*, 175, 1 (1998) with T. Takeguchi, J.-B. Kim, M. Kang, T. Inui, and W.-T. Chueh.
134. "Density Functional Theory Model for Calculating Pore Size Distributions: Pore Structure of Nanoporous Catalysts," *Advances in Colloid and Interface Sciences*, 76-77, 203 (1998) with P.I. Ravikovitch and A.V. Neimark.
135. "Electronic Effects and Effects of Particle Morphology in n-Hexane Conversion over Zeolite-Supported Platinum Catalysts," *J. Catal.*, 177, 175 (1998) with Paul Menacherry.

136. "Solid Electrolytes as Active Catalyst Supports: Electrochemical Modification of Benzene Hydrogenation Activity on Pt⁻-(Na)Al₂O₃," *J. Catal.*, 177, 389 (1998) with C.A. Cavalca .
137. "Adsorption Characterization of Mesoporous Molecular Sieves," *Studies in Surf. Sci. and Catal.*, 117, 77 (1998), with P. I. Ravikovitch and A. V. Neimark.
138. "Titanium Containing MCM-41 Molecular Sieves Prepared by Secondary Treatment," *Studies in Surf. Sci. and Catal.*, 117, 77 (1998), with A. Hagen and D. Wei.
139. "Carbon-13 Nuclear Magnetic Resonance Spectroscopic Studies of ⁻¹³CO Adsorbed on Platinum Particles in L-Zeolites," *Bull. Korean Chem. Soc.*, 19 (9), 934 (1998) with O.H. Han, G. Larsen and K.W. Zilm.
140. "Adsorption Characterization of Nanoporous Materials of M41S Type," in *Fundamentals of Adsorption 6*, Francis Meunier, ed., pp. 545-550, Elsevier (1998) with P.I. Ravikovitch and A.V. Neimark.
141. Han, Oc Hee; Haller, Gary L.; Zilm, Kurt W. "Reconstruction of Pd particles supported on silica in the presence of CO as studied by carbon-13 NMR." *Bulletin of the Korean Chemical Society* (1998), 19(9), 942-947.
142. "Evaluation of Surface and Bulk Phases during Oxychlorination/Reduction Cycles of Pt-Re Catalysts," *J. Catal.*, 182, 199 (1999), with M. Fernández-García, F.K. Chong, J.A. Anderson and C.H. Rochester.
143. "Synthesis and Properties of Chromium Containing Mesoporous Molecular Sieves," (Proceeding of TOCAT [Tokyo Advanced Catalytic Technology] meeting, Tokyo, July, 1998) *Science and Technology in Catalysis 1998*, pp. 239-244, Kodansha Ltd. (1999) with D. Wei, and N. Yao
144. "Synthesis and Characterization of Vanadium Substituted Mesoporous Molecular Sieves," *J. Phys. Chem.*, 103, 2113 (1999), with D. Wei, H. Wang, X. Feng, W.-T. Chueh, P. Ravikovitch, M. Lyubovsky, C. Li, and T. Takeguchi.
145. "Catalytic Behavior of Vanadium Substituted Mesoporous Molecular Sieves," *Catal. Today*, 51, 501 (1999), *Proceedings of the 2nd International Memorial G. K. Boreskov Conference*, with D. Wei and W.-T. Chueh.
146. Lim, S.; Haller, G. L.. Gas phase methanol oxidation on V-MCM-41. *Applied Catalysis, A: General* (1999), 188(1,2), 277-286.
147. "Solid Electrolyte Aided Studies of NO-CO Reaction on Pd," *Solid State Ionics*, 136, 696 (2000) with S. Kim.
148. Lim, Sangyun; Haller, Gary L.. Preparation of highly structured V-MCM-41 and determination of its acidic properties. *Studies in Surface Science and Catalysis* (2000), 130C(International Congress on Catalysis, 2000, Pt. C), 3053-3058.
149. "Several factors affecting Al-MCM-41 synthesis" *Micropor. Mesopor. Mat.*, 43, 171-179 (2001) with Y. Cesteros
150. "Preparation of vanadium- and chromium-substituted KIT-1 disordered mesoporous materials by direct incorporation," *Micropor. Mesopor. Mater.* 44-45, 321-326 (2001) with C. Pak.
151. "Synthesis and characterization of Pt/MCM-41 catalysts," *Micropor. Mesopor. Mater.*, 44-45, 377-384 (2001), with N. Yao, C. Pinckney, S. Lim, and C. Pak.
152. Pak, Chanhoo; Haller, Gary L.. Reversible coordination change of chromium in Cr-MCM-41 and Cr-MCM-48 studied by X-ray absorption near edge structure. *Microporous and Mesoporous Materials* (2001), 48(1-3), 165-170.
153. Cesteros, Y.; Salagre, P.; Medina, F.; Sueiras, J. E.; Haller, G. L.. Hydrodechlorination of 1,2,4-trichlorobenzene on Ni/Al-MCM-41 catalysts. *Studies in Surface Science and Catalysis* (2001), 135(Zeolites and Mesoporous Materials at the Dawn of the 21st Century), 3686-3693.
154. Pak, Chanhoo; Haller, Gary L.. Synthesis and characterization of highly ordered chromium-substituted MCM-48 materials with tailored pore sizes. *Studies in Surface Science and Catalysis*

- (2001), 135(Zeolites and Mesoporous Materials at the Dawn of the 21st Century), 1004-1011.
155. Pak, Chanhoo; Yao, Naisheng; Haller, Gary L.. X-ray absorption fine structure investigation of MCM-41 materials containing Pt and PtSn nanoparticles prepared via direct hydrothermal synthesis. *Studies in Surface Science and Catalysis* (2002), 142B(Impact of Zeolites and Other Porous Materials on the New Technologies at the Beginning of the New Millennium), 1261-1266.
 156. Lim, Sangyun; Haller, Gary L.. Preparation of highly ordered vanadium-substituted MCM-41. Stability and acidic properties. *Journal of Physical Chemistry B* (2002), 106(33), 8437-8448.
 157. G. L. Haller. New catalytic concepts from new materials: understanding catalysis from a fundamental perspective, past, present, and future. *J. Catalysis* 216, 2-22 (2003).
 158. Lim, Sangyun; Ciuparu, Dragos; Pak, Chanhoo; Dobek, Frank; Chen, Yuan; Harding, David; Pfefferle, Lisa; Haller, Gary. Synthesis and Characterization of Highly Ordered Co-MCM-41 for Production of Aligned Single Walled Carbon Nanotubes (SWNT). *Journal of Physical Chemistry B* (2003), 107(40), 11048-11056.
 159. Pak, Chanhoo; Han, Hyouk Soo; Haller, Gary L.. Study of chromium species in the Cr-MCM-48 mesoporous materials by Raman spectroscopy. *Studies in Surface Science and Catalysis* (2003), 146(Nanotechnology in Mesoporous Materials), 371-374.
 160. Dzwigaj, Stanislaw; Krafft, Jean-Marc; Che, Michel; Lim, Sangyun; Haller, Gary L.. Photoluminescence Study of the Introduction of V in Si-MCM-41: Role of Surface Defects and Their Associated SiO- and SiOH Groups. *Journal of Physical Chemistry B* (2003), 107(16), 3856-3861.
 161. Lim, Sangyun; Ciuparu, Dragos; Chen, Yuan; Pfefferle, Lisa; Haller, Gary L.. Effect of Co-MCM-41 Conversion to Cobalt Silicate for Catalytic Growth of Single Wall Carbon Nanotubes. *Journal of Physical Chemistry B* (2004), 108(52), 20095-20101.
 162. Ciuparu, Dragos; Chen, Yuan; Lim, Sangyun; Yang, Yanhui; Haller, Gary L.; Pfefferle, Lisa. Mechanism of Cobalt Cluster Size Control in Co-MCM-41 during Single-Wall Carbon Nanotubes Synthesis by CO Disproportionation. *Journal of Physical Chemistry B* (2004), 108(40), 15565-15571.
 163. Yang, Yanhui; Lim, Sangyun; Wang, Chuan; Du, Guoan; Haller, Gary L.. Statistical analysis of synthesis of Co-MCM-41 catalysts for production of aligned single walled carbon nanotubes (SWNT). *Microporous and Mesoporous Materials* (2004), 74(1-3), 133-141.
 164. Chen, Yuan; Ciuparu, Dragos; Lim, Sangyun; Yang, Yanhui; Haller, Gary L.; Pfefferle, Lisa. Synthesis of uniform diameter single wall carbon nanotubes in Co-MCM-41: effects of CO pressure and reaction time. *Journal of Catalysis* (2004), 226(2), 351-362.
 165. Chen, Yuan; Ciuparu, Dragos; Lim, Sangyun; Yang, Yanhui; Haller, Gary L.; Pfefferle, Lisa. Synthesis of uniform diameter single-wall carbon nanotubes in Co-MCM-41: effects of the catalyst prereduction and nanotube growth temperatures. *Journal of Catalysis* (2004), 225(2), 453-465.
 166. Dzwigaj, Stanislaw; Krafft, Jean-Marc; Che, Michel; Manceron, Laurent; Lim, Sangyun; Haller, Gary. Reply to the Comment on "Photoluminescence Study of the Introduction of V in Si-MCM-41: Role of Surface Defects and Their Associated SiO- and SiOH Groups". *Journal of Physical Chemistry B* (2004), 108(16), 5151-5152.
 167. Yang, Yanhui; Lim, Sangyun; Wang, Chuan; Harding, David; Haller, Gary. Multivariate correlation and prediction of the synthesis of vanadium substituted mesoporous molecular sieves. *Microporous and Mesoporous Materials* (2004), 67(2-3), 245-257.
 168. Ciuparu, Dragos; Chen, Yuan; Lim, Sangyun; Haller, Gary L.; Pfefferle, Lisa. Uniform-Diameter Single-Walled Carbon Nanotubes Catalytically Grown in Cobalt-Incorporated MCM-41. *Journal of Physical Chemistry B* (2004), 108(2), 503-507.
 169. Pak, Chanhoo; Joo, Sang Hoon; Haller, Gary L.. Nitrogen adsorption of cobalt-incorporated MCM-41 materials after compression at high pressure. *Journal of Industrial and Engineering Chemistry* (Seoul, Republic of Korea) (2005), 11(5), 756-761.
 170. Yang, Yanhui; Du, Guoan; Lim, Sangyun; Haller, Gary L.. Radius of curvature effect of V-MCM-41 probed by methanol oxidation. *Journal of Catalysis* (2005), 234(2), 318-327.

171. Chen, Yuan; Ciuparu, Dragos; Yang, Yanhui; Lim, Sangyun; Wang, Chuan; Haller, Gary L.; Pfefferle, Lisa D. Single-wall carbon nanotube synthesis by CO disproportionation on nickel-incorporated MCM-41. *Nanotechnology* (2005), 16(7), 476-483.
172. Haider, Peter; Haller, Gary L.; Pfefferle, Lisa; Ciuparu, Dragos. New approach to avoid erroneous interpretation of results derived from generalized two-dimensional correlation analysis for applications in catalysis. *Applied Spectroscopy* (2005), 59(8), 1060-1067.
173. Ciuparu, Dragos; Haider, Peter; Fernandez-Garcia, Marcos; Chen, Yuan; Lim, Sangyun; Haller, Gary L.; Pfefferle, Lisa. X-ray Absorption Spectroscopic Investigation of Partially Reduced Cobalt Species in Co-MCM-41 Catalysts during Synthesis of Single-Wall Carbon Nanotubes. *Journal of Physical Chemistry B* (2005), 109(34), 16332-16339.
174. Yang, Yanhui; Lim, Sangyun; Du, Guoan; Chen, Yuan; Ciuparu, Dragos; Haller, Gary L.. Synthesis and Characterization of Highly Ordered Ni-MCM-41 Mesoporous Molecular Sieves. *Journal of Physical Chemistry B* (2005), 109(27), 13237-13246.
175. Haider Peter; Haller Gary L; Pfefferle Lisa; Ciuparu Dragos New approach to avoid erroneous interpretation of results derived from generalized two-dimensional correlation analysis for applications in catalysis. *Applied spectroscopy* (2005), 59(8), 1060-7.
176. Haider Peter; Chen Yuan; Lim Sangyun; Haller Gary L; Pfefferle Lisa; Ciuparu Dragos Application of the generalized 2D correlation analysis to dynamic near-edge X-ray absorption spectroscopy data. *Journal of the American Chemical Society* (2005), 127(6), 1906-12.
177. Luo, Zhengtang; Pfefferle, Lisa D.; Haller, Gary L.; Papadimitrakopoulos, Fotios. (n,m) Abundance Evaluation of Single-Walled Carbon Nanotubes by Fluorescence and Absorption Spectroscopy. *Journal of the American Chemical Society* (2006), 128(48), 15511-15516.
178. Lim, Sangyun; Ranade, Alpana; Du, Guoan; Pfefferle, Lisa D.; Haller, Gary L.. Pseudomorphic Synthesis of Large-Particle Co-MCM-41. *Chemistry of Materials* (2006), 18(23), 5584-5590.
179. Du, Guoan; Yang, Yanhui; Qiu, Wei; Lim, Sangyun; Pfefferle, Lisa; Haller, Gary L.. Statistical design and modeling of the process of methane partial oxidation using V-MCM-41 catalysts and the prediction of the formaldehyde production. *Applied Catalysis, A: General* (2006), 313(1), 1-13.
180. Yang, Yanhui; Lim, Sangyun; Du, Guoan; Wang, Chuan; Ciuparu, Dragos; Chen, Yuan; Haller, Gary L.. Controlling of Physicochemical Properties of Nickel-Substituted MCM-41 by Adjustment of the Synthesis Solution pH and Tetramethylammonium Silicate Concentration. *Journal of Physical Chemistry B* (2006), 110(12), 5927-5935.
181. Du, Guoan; Lim, Sangyun; Yang, Yanhui; Wang, Chuan; Pfefferle, Lisa; Haller, Gary L.. Catalytic performance of vanadium incorporated MCM-41 catalysts for the partial oxidation of methane to formaldehyde. *Applied Catalysis, A: General* (2006), 302(1), 48-61.
182. Yang Yanhui; Lim Sangyun; Du Guoan; Wang Chuan; Ciuparu Dragos; Chen Yuan; Haller Gary L Controlling of physicochemical properties of nickel-substituted MCM-41 by adjustment of the synthesis solution pH and tetramethylammonium silicate concentration. *The journal of physical chemistry. B* (2006), 110(12), 5927-35.
183. Chen, Yuan; Wei, Li; Wang, Bo; Lim, Sangyun; Ciuparu, Dragos; Zheng, Ming; Chen, Jia; Zoican, Codruta; Yang, Yanhui; Haller, Gary L.; Pfefferle, Lisa D. Low-Defect, Purified, Narrowly (n,m)-Dispersed Single-Walled Carbon Nanotubes Grown from Cobalt-Incorporated MCM-41. *ACS Nano* (2007), 1(4), 327-336.
184. Chen, Yuan; Wang, Bo; Li, Lain-Jong; Yang, Yanhui; Ciuparu, Dragos; Lim, Sangyun; Haller, Gary L.; Pfefferle, Lisa D. Effect of different carbon sources on the growth of single-walled carbon nanotube from MCM-41 containing nickel. *Carbon* (2007), 45(11), 2217-2228.
185. Tang, Qinghu; Wang, Chuan; Hu, Shuangquan; Sun, Hui; Chen, Yuan; Haller, Gary L.; Yang, Yanhui. Radius of Curvature Effect on the Selective Oxidation of Cyclohexene Over Highly Ordered V-MCM-41. *Catalysis Letters* (2007), 117(1-2), 25-33.
186. Du, Guoan; Lim, Sangyun; Yang, Yanhui; Wang, Chuan; Pfefferle, Lisa; Haller, Gary L.. Methanation of carbon dioxide on Ni-incorporated MCM-41 catalysts: The influence of catalyst pretreatment and study of steady-state reaction. *Journal of Catalysis* (2007), 249(2), 370-379.

187. Lim, Sangyun; Wang, Chuan; Yang, Yanhui; Ciuparu, Dragos; Pfefferle, Lisa; Haller, Gary L.. Evidence for anchoring and partial occlusion of metallic clusters on the pore walls of MCM-41 and effect on the stability of the metallic clusters. *Catalysis Today* (2007), 123(1-4), 122-132.
188. Lim, Sangyun; Ciuparu, Dragos; Yang, Yanhui; Du, Guoan; Pfefferle, Lisa D.; Haller, Gary L.. Improved synthesis of highly ordered Co-MCM-41. *Microporous and Mesoporous Materials* (2007), 101(1-2), 200-206.
189. Luo, Zhengtang; Pfefferle, Lisa D.; Haller, Gary L.; Papadimitrakopoulos, Fotios. Fluorescence characterization of narrowly diameter distributed Co-MCM-41 single-walled carbon nanotubes. *Preprints of Symposia - American Chemical Society, Division of Fuel Chemistry* (2007), 52(1), 43-45.
190. Chen Yuan; Wei Li; Wang Bo; Lim Sangyun; Ciuparu Dragos; Zheng Ming; Chen Jia; Zoican Codruta; Yang Yanhui; Haller Gary L; Pfefferle Lisa D Low-defect, purified, narrowly (n,m)-dispersed single-walled carbon nanotubes grown from cobalt-incorporated MCM-41. *ACS nano* (2007), 1(4), 327-36.
191. Lim, Sangyun; Li, Nan; Fang, Fang; Pinault, Mathieu; Zoican, Codruta; Wang, Chuan; Fadel, Tarek; Pfefferle, Lisa D.; Haller, Gary L.. High-Yield Single-Walled Carbon Nanotubes Synthesized on the Small-Pore (C10) Co-MCM-41 Catalyst. *Journal of Physical Chemistry C* (2008), 112(32), 12442-12454.
192. Fadel, Tarek R.; Steenblock, Erin R.; Stern, Eric; Li, Nan; Wang, Xiaoming; Haller, Gary L.; Pfefferle, Lisa D.; Fahmy, Tarek M. Enhanced Cellular Activation with Single Walled Carbon Nanotube Bundles Presenting Antibody Stimuli. *Nano Letters* (2008), 8(7), 2070-2076.
193. Du, Guoan; Lim, Sangyun; Pinault, Mathieu; Wang, Chuan; Fang, Fang; Pfefferle, Lisa; Haller, Gary L.. Synthesis, characterization, and catalytic performance of highly dispersed vanadium grafted SBA-15 catalyst. *Journal of Catalysis* (2008), 253(1), 74-90.
194. Fadel Tarek R; Steenblock Erin R; Stern Eric; Li Nan; Wang Xiaoming; Haller Gary L; Pfefferle Lisa D; Fahmy Tarek M Enhanced cellular activation with single walled carbon nanotube bundles presenting antibody stimuli. *Nano letters* (2008), 8(7), 2070-6.
195. Zoican Loebick, Codruta; Derrouiche, Salim; Marinkovic, Nebojsa; Wang, Chuan; Hennrich, Frank; Kappes, Manfred M.; Haller, Gary L.; Pfefferle, Lisa D. Effect of Manganese Addition to the Co-MCM-41 Catalyst in the Selective Synthesis of Single Wall Carbon Nanotubes. *Journal of Physical Chemistry C* (2009), 113(52), 21611-21620.
196. Zoican Loebick, Codruta; Derrouiche, Salim; Fang, Fang; Li, Nan; Haller, Gary L.; Pfefferle, Lisa D. Effect of chromium addition to the Co-MCM-41 catalyst in the synthesis of single wall carbon nanotubes. *Applied Catalysis, A: General* (2009), 368(1-2), 40-49.
197. Iyyamperumal, Eswaramoorthi; Fang, Fang; Posadas, Agham-Bayan; Ahn, Charles; Klie, Robert F.; Zhao, Yuan; Haller, Gary L.; Pfefferle, Lisa D. Synthesis of Uniform Diameter Boron-Based Nanostructures Using a Mesoporous Mg-Al₂O₃ Template and Tests for Superconductivity. *Journal of Physical Chemistry C* (2009), 113(41), 17661-17668.
198. Wang, Xiaoming; Li, Nan; Pfefferle, Lisa D.; Haller, Gary L.. Pt-Co bimetallic catalyst supported on single walled carbon nanotube: XAS and aqueous phase reforming activity studies. *Catalysis Today* (2009), 146(1-2), 160-165.
199. Wang, Chuan; Lim, Sangyun; Du, Guoan; Zoican Loebicki, Codruta; Li, Nan; Derrouiche, Salim; Haller, Gary L.. Synthesis, Characterization, and Catalytic Performance of Highly Dispersed Co-SBA-15. *Journal of Physical Chemistry C* (2009), 113(33), 14863-14871.
200. Liu, Dapeng; Hu, Shuangquan; Lau, Raymond; Borgna, Armando; Haller, Gary L.; Yang, Yanhui. Hydroconversion of n-heptane over Pt/Al-MCM-41 mesoporous molecular sieves. *Chemical Engineering Journal (Amsterdam, Netherlands)* (2009), 151(1-3), 308-318.
201. Li, Nan; Wang, Xiaoming; Ren, Fang; Haller, Gary L.; Pfefferle, Lisa D. Diameter Tuning of Single-Walled Carbon Nanotubes with Reaction Temperature Using a Co Monometallic Catalyst. *Journal of Physical Chemistry C* (2009), 113(23), 10070-10078.
202. Guo, Zhen; Chen, Yuanting; Li, Lusi; Wang, Xiaoming; Haller, Gary L.; Yang, Yanhui. Carbon

- nanotube-supported Pt-based bimetallic catalysts prepared by a microwave-assisted polyol reduction method and their catalytic applications in the selective hydrogenation. *Journal of Catalysis* (2010), 276(2), 314-326.
203. Wang, Xiaoming; Li, Nan; Webb, Jeffrey A.; Pfefferle, Lisa D.; Haller, Gary L.. Effect of surface oxygen containing groups on the catalytic activity of multi-walled carbon nanotube supported Pt catalyst. *Applied Catalysis, B: Environmental* (2010), 101(1-2), 21-30.
 204. Zoican Loebick, Codruta; Podila, Ramakrishna; Reppert, Jason; Chudow, Joel; Ren, Fang; Haller, Gary L.; Rao, Apparao M.; Pfefferle, Lisa D. Selective synthesis of subnanometer diameter semiconducting single-walled carbon nanotubes. *Journal of the American Chemical Society* (2010), 132(32), 11125-11131.
 205. Loebick, Codruta Zoican; Majewska, Magdalena; Ren, Fang; Haller, Gary L.; Pfefferle, Lisa D. Fabrication of Discrete Nanosized Cobalt Particles Encapsulated Inside Single-Walled Carbon Nanotubes. *Journal of Physical Chemistry C* (2010), 114(25), 11092-11097.
 206. Wang, Xiaoming; Li, Nan; Pfefferle, Lisa D.; Haller, Gary L.. Pt-Co Bimetallic Catalyst Supported on Single-Walled Carbon Nanotubes: Effect of Alloy Formation and Oxygen Containing Groups. *Journal of Physical Chemistry C* (2010), 114(40), 16996-17002.
 207. Zoican Loebick, Codruta; Lee, Sungchul; Derrouiche, Salim; Schwab, Mark; Chen, Yuan; Haller, Gary L.; Pfefferle, Lisa. A novel synthesis route for bimetallic CoCr-MCM-41 catalysts with higher metal loadings. Their application in the high yield, selective synthesis of Single-Wall Carbon Nanotubes. *Journal of Catalysis* (2010), 271(2), 358-369.
 208. Li, Nan; Wang, Xiaoming; Derrouiche, Salim; Haller, Gary L.; Pfefferle, Lisa D. Role of surface cobalt silicate in single-walled carbon nanotube synthesis from silica-supported cobalt catalysts. *ACS Nano* (2010), 4(3), 1759-1767.
 209. Zoican Loebick, Codruta; Abanulo, Darlington; Majewska, Magda; Haller, Gary L.; Pfefferle, Lisa D. Effect of reaction temperature in the selective synthesis of single wall carbon nanotubes (SWNT) on a bimetallic CoCr-MCM-41 catalyst. *Applied Catalysis, A: General* (2010), 374(1-2), 213-220.
 210. Fadel, Tarek R.; Look, Michael; Staffier, Peter A.; Haller, Gary L.; Pfefferle, Lisa D.; Fahmy, Tarek M. Clustering of Stimuli on Single-Walled Carbon Nanotube Bundles Enhances Cellular Activation. *Langmuir* (2010), 26(8), 5645-5654.
 211. Zoican Loebick Codruta; Podila Ramakrishna; Reppert Jason; Chudow Joel; Ren Fang; Haller Gary L; Rao Apparao M; Pfefferle Lisa D Selective synthesis of subnanometer diameter semiconducting single-walled carbon nanotubes. *Journal of the American Chemical Society* (2010), 132(32), 11125-31.
 212. Fadel Tarek R; Look Michael; Staffier Peter A; Haller Gary L; Pfefferle Lisa D; Fahmy Tarek M Clustering of stimuli on single-walled carbon nanotube bundles enhances cellular activation. *Langmuir : the ACS journal of surfaces and colloids* (2010), 26(8), 5645-54.
 213. Li Nan; Wang Xiaoming; Derrouiche Salim; Haller Gary L; Pfefferle Lisa D Role of surface cobalt silicate in single-walled carbon nanotube synthesis from silica-supported cobalt catalysts. *ACS nano* (2010), 4(3), 1759-67.

Books

Spectroscopy in Heterogeneous Catalysis, Academic Press, Spring 1979; with W.N. Delgass, R. Kellerman, and J.H. Lunsford.

Patents

"Sulfur Tolerant Bimetallic Zeolitic Reforming Catalysts," assigned to Sun Company, Inc. and Yale University jointly, filed US Patent Office, July 8, 1992, Serial No. 07/910,069, issued July 30, 1996, U.S. Patent #5,540,833, with G. Larsen, D.E. Resasco, and V.A. Durante.

"Process and Catalyst for Dehydrogenation of Organic Compounds," assigned to Sun Company, Inc., filed US Patent Office, Feb. 2, 1993, Serial No. 08/012,184, issued August 8, 1995, U.S. Patent #5,439,859, with V.A. Durante, D.E. Resasco, D.W. Walker, and E.L. Coggins.

"Process and Catalyst for Dehydrogenation of Organic Compounds," issued March 31, 1998, U.S. Patent #5,733,518, with Vincent A. Durante, Daniel E. Resasco, Darrell W. Walker, and Eugene L. Coggins..

"Controlled Growth of Single-Wall Carbon Nanotubes," assigned to Yale University, filed US Patent Office, Dec. 18, 2002, issued April 15, 2008, with Lisa Pfefferle and Dragos Ciuparu..

"Controlled Growth of Gallium Nitrid Nanostructures," assigned to Yale University, filed US Patent Office, Dec. 13, 2004, issued Aug. 21, 2007, with Lisa Pfefferle, Dragos Ciuparu, and Jung Han.

"Growth of Nanostructures with Controlled Diameter, assigned to Yale University, filed US Patent Office, Dec. 2, 2003, issued Feb. 3, 2009, with Lisa Pfefferle and Drago Ciuparu..

EXHIBIT B



Applied Catalysis A: General 132 (1995) 179–259



Review

Nature of active species in copper-based catalysts and their chemistry of transformation of nitrogen oxides

Gabriele Centi *, Siglinda Perathoner

Department of Industrial Chemistry and Materials, Viale Risorgimento 4, 40136 Bologna, Italy

Received 6 February 1995; revised 19 June 1995; accepted 23 June 1995

Abstract

Copper-based catalysts are active in a wide range reactions of transformation of nitrogen oxides and represent an useful model system to better understand the fundamental aspects of the chemistry and mechanism of reaction of catalytic transformation of these pollutants. After an introduction on the reactivity of copper-based catalysts (supported and unsupported copper oxide, Cu-zeolites, cuprates and other copper compounds) in various reactions of conversion of nitrogen oxides, four main sub-topics are discussed in detail: (i) nature of copper species, (ii) chemisorption and surface transformations of NO, (iii) relationship between copper species and activity in the conversion of nitrogen oxides and (iv) mechanism of reduction of nitrogen oxides to N₂. Five reactions of transformation of nitrogen oxides are discussed in detail: (i) decomposition of NO, (ii) reduction of NO with ammonia in the presence or not of oxygen, (iii) reduction of NO with hydrocarbons in the presence of oxygen, (iv) reduction of NO with CO and (v) decomposition of N₂O. The mechanism of reduction of nitrite and N₂O by copper enzymes is also discussed, with a view to provide some useful insights on the chemistry of transformation. In this review particular attention is directed towards controversial points in the literature, underestimated questions, and hypothesis and theories which do not allow interpretation of all sets of experimental data. Discussion is also focused on the presence of multiple and competitive pathways of transformation, the relative roles of which depend on reaction conditions.

Keywords: Nitrogen oxides; NO_x; N₂O; NO reduction; Copper-based catalysts; Cu-zeolites; Cu/ZSM-5; Reaction mechanism; Chemisorption

Contents

1. Introduction	180
-----------------------	-----

* Corresponding author. E-mail cicatal@boifcc.cineca.it, fax. (+ 39-51) 6443679.

0926-860X/95/\$29.00 © 1995 Elsevier Science B.V. All rights reserved
 SSDI 0926-860X(95)00154-9

2. Overview of the reactions of transformation of nitrogen oxides in which copper-based catalysts are active	182
2.1. Reduction of NO with or without reducing agents: background and overview	182
2.2. Other applications of copper-based catalysts for conversion of nitrogen oxides	184
3. Nature of copper species in copper-based catalysts	187
3.1. Supported copper oxides	187
3.1.1. Copper-on-alumina catalysts	187
3.1.2. Copper-on-silica catalysts	190
3.1.3. Copper on titania and zirconia	195
3.1.4. Open problems on the nature of copper species in supported catalysts	197
3.2. Unsupported copper samples	197
3.3. Zeolite-based copper catalysts	198
3.3.1. Different copper species present in copper-containing zeolites	198
3.3.2. Localization and stability of copper ions which interact with the zeolite framework	200
3.3.3. Valence state of copper during the catalytic reaction	202
3.3.4. Open problems in the characterization of the properties of Cu-zeolite samples	206
3.4. Cuprates and other copper compounds active in conversion of nitrogen oxide	207
4. Chemisorption and surface transformations of NO	207
4.1. Nature and role of nitrogen oxide adspecies in the decomposition of NO	207
4.2. Effect of O ₂ on nitrogen oxide adspecies	212
4.3. Influence of co-adsorbents on the nature and reactivity of surface copper complexes with nitrogen oxides	216
5. Transformations of nitrogen oxides with enzymes	218
6. Relationship between copper species and activity in conversion of nitrogen oxides	222
6.1. Synergetic cooperation between active sites in the direct decomposition of NO	222
6.2. Active sites in the reaction of NO with hydrocarbons and O ₂	226
6.3. Influence of copper species on the competitive reactions during NO reduction with NH ₃ /O ₂	228
7. Mechanism of reduction of NO to N ₂	232
7.1. NO decomposition	232
7.2. Influence of hydrocarbons and O ₂ on the pathways of NO reduction	233
7.2.1. Role of oxygen and hydrocarbon	233
7.2.2. Competitive surface phenomena and reaction pathways	236
7.2.3. Model of the reaction mechanism	242
7.3. Surface transformations in the presence of NH ₃ or CO	243
7.4. Mechanism of N ₂ O decomposition	248
8. Concluding remarks	249
References	250

1. Introduction

The general term nitrogen oxides indicates the class of compounds of nitrogen and oxygen which includes N₂O, NO/N₂O₂, NO₂/N₂O₄, N₂O₃, N₂O₅ and NO₃ (unstable), where the/symbol shows compounds in reversible equilibrium. NO emissions in the lower atmosphere are caused principally by combustion processes in stationary or mobile sources. Especially in industrialized countries, the latter is responsible for up to 60% of global atmospheric NO emissions. In contact with air and light, NO readily transforms to NO₂. Both nitrogen oxides then give rise to a series of complex chemical/photochemical reactions in the upper atmosphere which result in the formation on the one hand of nitric/nitrous acid, which significantly contributes to *acid rain*, and on the other hand in the formation of *photo-*

chemical smog. NO itself is not an irritant, but can react with haemoglobin to form methaemoglobin [1]. In respect to its toxicity, the TLV-TWA value for NO is 25 ppm. NO₂, on the contrary, is an irritant gas and causes pulmonary edema and exudative inflammation [1]. Chronic exposure to low doses results in coughing, headache and gastrointestinal disorder. The TLV-TWA value for NO₂ is 3 ppm.

N₂O forms mainly via microbial action in soil, but significantly high N₂O emissions occur in several chemical processes (for example, up to 30–50% in adipic acid production) [2]. N₂O does not play a significant role in the troposphere, but contributes substantially to ozone depletion in the stratosphere as well as to the greenhouse effect [2–4]. N₂O does not irritate the mucous membrane and has a powerful analgesic action; however chronic exposure may cause polyneuropathy and myelopathy [1]. The TLV-TWA value for N₂O is 50 ppm.

Several approaches are possible to reduce nitrogen oxides emissions into the atmosphere from stationary or mobile sources, but the catalytic approach is the most effective to meet current and future requirements. An early patent on this topic goes back to 1924 by Fauser, but it is from the beginning of the 1960's that a great deal of research interest has been centred on the problem of the catalytic removal of nitrogen oxides. Current commercial catalytic systems are principally noble-metal based three-way catalysts for the purification of car emissions (gasoline engines) and vanadium-on-titania based catalysts for the control of stationary-source NO emissions by selective catalytic reduction (SCR) in the presence of ammonia [5–7].

In recent years, a great deal of research has also been centred on the study of copper-based catalysts for the conversion of nitrogen oxides, principally for the possibility of developing new technologies of direct decomposition of NO to N₂ + O₂ or of selective NO reduction with hydrocarbons in an oxygen-rich atmosphere [8–12]. Copper-containing catalysts (zeolite- and oxide-based samples) are active in a wider range of reactions of transformation of nitrogen oxides with respect to other catalytic systems. Copper is also the key component in the enzymes involved in the nitrogen cycle. Copper-based catalysts are thus an ideal model to understand the mechanism of transformation of nitrogen oxides because they give the opportunity to approach the problem from a multiplicity of points of view and to verify the validity of hypotheses and theories on analogous reactions and/or catalysts.

The scope of this review is to discuss and analyze critically the literature data on (i) the nature of copper species in supported copper oxides and copper ion-exchanged zeolites and (ii) the mechanistic aspects of the chemistry of interaction and transformation of nitrogen oxides over these catalysts. A comparison with the mechanism of action of copper-based enzymes in the transformations of nitrogen oxides is also given to evidence the several analogies between these enzymes and solid catalysts. Scope of the review is not to compare the reactivity of the various catalysts to indicate which samples show superior performances, but instead to discuss the properties of all copper-based catalysts in the transformation of nitrogen

oxides. In fact, a significative limit of several of the hypotheses present in literature is that they cannot be generalized to explain the behaviour of other samples. The possibility offered by copper-based catalysts to analyze the chemistry of transformation of nitrogen oxides from various perspectives (different, but homogeneous series of samples; reactions involving different nitrogen oxides or reducing agents; reactivity in the presence or not oxygen; comparison with the behaviour of analogous enzymes) is thus unique and may be very fruitful for the fundamental aim of a better understanding of the relationship between surface properties, reactivity and reaction mechanism.

2. Overview of the reactions of transformation of nitrogen oxides in which copper-based catalysts are active

2.1. Reduction of NO with or without reducing agents: background and overview

Interest in the activity of copper-based catalysts for the conversion of NO began around the end of the sixties [13–17]. At that time attention was focused on investigating possible alternative catalytic systems to those based on the use of noble metals for the purification of exhaust gas from gasoline engines. Supported copper oxides were found to have the highest activity among the tested transition metal oxides for the reduction of NO in the presence of CO [14]. Later, copper-exchanged zeolites (Y and X types) were also shown to have high activity in this reaction [18,19]. Several studies have been reported on the characterization of these copper-exchanged zeolite catalysts [18–31], but these studies were focused especially on the investigation of the redox changes in the reaction with CO, hydrocarbons, ammonia and H₂ and not on the activity in the conversion of NO.

The high activity of copper oxide in the reduction of NO with NH₃ in the presence of O₂ was also recognized early [32]. Later, copper-zeolites were also found to be highly active in this reaction. Partially Cu^{II}-exchanged Y-type zeolites [Cu^{II}NaY], in particular, were shown to exhibit excellent as well as unique catalytic activities [33–39]. The key feature of these catalysts is the presence of a reversible maximum in the activity at very low temperature (about 110°C) due to a reversible change in oxidation state of the copper. The low-temperature activity of this catalyst in the reduction of NO with NH₃ in the presence of O₂ is comparable to that of Pt-based catalysts [40], but for practical applications V₂O₅/TiO₂-based catalysts are preferable for the treatment of emissions from stationary sources due to their reduced sensitivity to poisoning and higher stability [7], albeit they are active at higher temperatures (usually in the 300–400°C range). It should be noted, however, that zeolite catalysts are commercialized for the reduction of NO with NH₃/O₂ [40,41] for particular high-temperature applications (above 400–450°C). Centi et al. [42] showed that Cu/ZSM-5 has a distinct advantage over V₂O₅/TiO₂ catalysts in terms of a reduced rate of the side reaction of ammonia oxidation.

The interest in copper-zeolites and especially Cu/ZSM-5 increased considerably as a result of the finding of Iwamoto et al. [43,44] of the superior activity of Cu/ZSM-5 in the direct decomposition of NO to $N_2 + O_2$ [43–48] in comparison with other copper ion-exchanged zeolites [49,50] or catalysts. Cu/ZSM-5 was found to be sensitive to poisoning by SO_2 , H_2O and oxygen, decreasing the prospects for possible application. However, soon was discovered that the addition of hydrocarbons to the oxygen-rich feed leads to a drastic increase in the rate of the selective reduction of NO to N_2 [48,51,52]. This discovery opened the field of applications for these catalysts to the treatment of oxygen-rich exhaust gas from mobile sources such as those deriving from two-stroke or lean-burn gasoline engines or diesel engines. The presence of excess oxygen in these emissions limits the efficiency of current three-way noble-metal catalysts for the reduction of NO to N_2 . Alternative catalytic systems thus appear to be attractive [8,9]. Noble metal-based, in fact, are active in the selective reduction of NO in the presence of excess oxygen [53–55], but show a very sharp maximum in the conversion of NO increasing the reaction temperature. Indeed, several unresolved problems limit the outlook for successful use of zeolites in automotive converters: (i) hydrothermal stability, (ii) sensitivity to poisoning, (iii) possibility of manufacturing suitable shapes with sufficient mechanical resistance to thermal stress and vibrations, (iv) high light-off temperature and limited temperature window, (v) possible formation of harmful byproducts, and (vi) necessity of post-engine hydrocarbon additions to reach the optimum hydrocarbon/NO ratio required to meet current and future legislative regulations on NO emissions. A low hydrothermal stability, in particular, is the more critical weakness of copper-containing zeolites.

Interesting possibilities are also offered by a combination of noble metals and copper. Pd–Cu have been shown to be able to combine both advantages [56], eliminating the necessity for the use of Rh in automotive converters. Copper-based catalysts were proposed for automotive exhaust purification [57], when a low level of sulphur in gasoline is present. Recent developments from the Toyota research group [58,59] have also indicated the fruitful combination of a nitrogen oxide storage component to a noble metal component (' NO_x storage–reduction catalysts'). These catalysts store NO_x under oxidized conditions and then reduce the stored NO_x to nitrogen under stoichiometric and reduced conditions. The new catalyst is claimed to have higher NO_x reduction activity in a wide temperature range. The NO_x storage capacity of alumina may be promoted by a component such as copper which forms stable nitrates and enhances their rate of formation. Pt/Cu on alumina catalysts thus are potential catalysts for this application. A Pt/Cu catalyst also was found to have superior activity at room temperature in the reduction of NO with CO in an aqueous acid solution [60], even though the practical relevance is questionable.

Various other metal-exchanged zeolites have been found to be active in the NO selective reduction by hydrocarbons/ O_2 such as Ga/ZSM-5 [61,62], Co/ZSM-5 [63], Ce/ZSM-5 [64], Ga/ferrierite [65], Co/ferrierite [66] as well as the zeolite

itself in the acid form [67], albeit at higher temperatures. Their activity, however, depends considerably on the nature of the hydrocarbon used and on the experimental conditions [9–12], differently from copper-zeolites which show good performances in a wider range of reaction conditions and using different kinds of hydrocarbons. Metal oxides such as alumina have also been found to be active at high temperature in the selective reduction of NO with hydrocarbons/O₂ [68–70], but in general the addition of copper promotes the catalytic behaviour. The results, however, depend considerably on the oxygen concentration [70–72]. The presence of other co-cations such as Cs [73] or Ga [70] may further promote the activity. Copper-based catalysts are thus a reference catalyst family for the investigation of the mechanism of selective reduction of NO, albeit for practical applications their low hydrothermal stability may prevent a commercial use.

The selective reduction of NO with hydrocarbons/O₂ (HC-SCR) over metal-exchanged zeolites is interesting not only for the purification of car emissions, but also for the possibility of substituting ammonia as the selective reducing agent for the elimination of nitrogen oxides in emissions from stationary sources (flue gas, nitric acid plants, etc.). This would reduce risks and safety problems connected to the transport and handling of large amounts of ammonia, the secondary pollution derived from ammonia slip and equipment corrosion. Li and Armor [63,74] showed that using methane as the reducing agent under net oxidizing conditions, Cu/ZSM-5 is ineffective, whereas other catalysts such as Co/ZSM-5 show a good activity. Ga/ZSM-5 is also active with methane [62]. Recent results indicate a dissociative chemisorption of methane without O₂ chemisorption over Ga/ZSM-5 and the opposite behaviour over Cu/ZSM-5 [75]. This difference is probably responsible for the inactivity of Cu/ZSM-5 with methane, whereas using higher alkanes (propane) the hydrocarbon activation is easier and Cu/ZSM-5 shows superior catalytic performances with respect to Co/ZSM-5. It should be noted that significantly lower performances are obtained in the CH₄-SCR reaction over Ga/ZSM-5 (maximum NO conversion about 40% [62]; similar results were observed using Co/ZSM-5 [74]) as compared to those observed in C₃H₈-SCR reaction over Cu/ZSM-5 (NO conversion higher than 95%) [76]. The worse performances using methane in comparison to those using higher alkanes is a significative drawback for CH₄-SCR technology for stationary sources.

Summarized in Table 1 is an overview of the different reactions of nitrogen oxides conversions in which copper-based catalysts are active.

2.2. Other applications of copper-based catalysts for conversion of nitrogen oxides

Supported copper oxides, and copper oxide on alumina [77–80] or silica [81] in particular, are used for the combined removal of SO₂ and NO_x from flue gas. SO₂ reacts with supported copper oxide to form sulphate species easily reduced in a separate stage by treatment with H₂ or CH₄ [82–86], and at the same time

Table 1
Examples of uses and applications of copper-based catalysts in transformation of nitrogen oxides

Reaction or application	Catalyst	Reference
$2\text{NO} + 2\text{CO} \rightarrow \text{N}_2 + 2\text{CO}_2$	CuO	[13,16]
	CuO on TiO_2	[113,114]
	CuO on Al_2O_3	[115]
	supported Cu/Cr oxides	[57]
	Cu/Y	[18]
	Cu/ZSM-5	[116]
$2\text{NO} + 2\text{NH}_3 + 0.5\text{O}_2 \rightarrow 2\text{N}_2 + 3\text{H}_2\text{O}$	cuprates	[117]
	CuO	[32]
	CuO on various oxides	[118]
	Cu/Y	[34]
	Cu/ZSM-5	[42]
$2\text{NO} \rightarrow \text{N}_2 + \text{O}_2$	Cu-mordenite	[119]
	Cu/Y	[50]
	Cu/ZSM-5	[43,48]
NO + hydrocarbons $\rightarrow \text{N}_2, \text{CO}_2, \text{H}_2\text{O}$	cuprates	[120]
	Cu/ZSM-5	[9,47]
NO + $0.5\text{O}_2 \rightarrow \text{NO}_2$	CuO on alumina	[70,71]
	Cu/Y	[105]
Combined SO_2 and NO_x removal	CuO on alumina	[78–80]
	CuO on silica	[81]
	CuO on active carbon	[87]
NO_x reduction in tail gas of nitric acid plants	CuO–NiO on alumina	[90,91]
NO_x and CO elimination in off gas of nuclear waste processing plants	Cu/ZSM-5	[96]
Photocatalytic NO decomposition	CuO on silica	[97]
	Cu/ZSM-5	[98]
Photocatalytic N_2O decomposition	Cu/ZSM-5	[99]
N_2O decomposition	Cu/ZSM-5	[103]
	cuprates	[121]
NO removal by selective adsorption	BaO–CuO	[107]
Catalytic sensors for NO_2	CuO–NiO– Sc_2O_3	[108]
Enzymatic denitrification	N_2O reductase	[111]
	nitrite reductase	[112]

catalyzes the reduction of NO with NH_3/O_2 . The activity in the reduction of NO is influenced little by the progressive sulphation of supported copper species [84,85] differently from the $\text{V}_2\text{O}_5/\text{TiO}_2$ catalysts [7]. The technology was tested in pilot plant facilities and technico-economical estimations indicate the promising outlook for the process.

Similar technology for the combined removal of SO_2 and NO_x is based on the use of copper oxide supported on carbon, but operates at lower temperatures (about 150°C) as compared to about 350°C for the systems based on copper oxide supported on oxides. SO_2 is oxidized and adsorbed on carbon in the form of sulphuric acid/ammonium bisulphate or sulphate instead of copper sulphate, whereas NO is converted to N_2 in the presence of ammonia/oxygen [87]. The addition of copper considerably enhances the activity of carbon for the latter reaction [88]. Demonstration plants of this technology exist [87], but the critical aspects for wider

application are the cost of active carbon, rapid degradation of carbon by gasification, sample regeneration and by-product formation during regeneration. Carbon-supported copper-based catalysts also have been shown to have high activity in the reduction of NO with CO and simultaneous oxidation of CO and have been proposed as alternative catalysts for the removal of NO and CO from exhaust gas [89].

A copper/nickel oxide on alumina catalyst is used for the abatement of NO_x emissions in several nitric acid plants [90,91]. These emissions are characterized by a NO₂/NO ratio nearly unitary due to the low temperature of the gas and by the absence of SO₂. In the Cu/Ni oxide on alumina catalysts, the promotion effect of nickel is mainly that of increasing the number of Cu²⁺ ions in tetrahedral positions owing to the displacement in the defective spinel-type surface of γ-Al₂O₃ of Cu²⁺ from the octahedral positions by Ni²⁺ [92,93]. Blanco et al. [94] have also shown that the NO₂/NO ratio in the feed has a considerable influence on the rate of reaction. Optimal performances were found for a 1:1 ratio due to the higher rate of reoxidation of reduced Cu⁺ ions to Cu²⁺ shown by NO₂ as compared to O₂.

Cu/ZSM-5 has been successfully applied for the control of both NO_x and CO emissions from nuclear waste processing plants [95,96] the off-gas of which contains concentrations of about 1–3% of these pollutants. The original process uses two fixed-bed reactors for the selective catalytic reduction of NO_k with ammonia and oxidation of CO over a H-mordenite catalyst and a third reactor containing Pt and/or Cu-based catalysts for clean-up of the ammonia slip and unconverted CO, but the use of Cu/ZSM-5 catalysts allows an increase in the overall performance of the technology.

The photocatalytic decomposition of NO over copper oxide supported on SiO₂ [97] and Cu/ZSM-5 [98] has also been demonstrated, but present results do not allow predictions regarding possible practical applications. The essence of the reaction is the reduction of isolated Cu²⁺ ions to Cu⁺. The formation of the latter is a maximum for evacuation temperatures of about 800–900°C. The Cu⁺ species react at room temperature with NO forming nitrosyl adducts which under UV irradiation give rise to an electron transfer reaction from an excited Cu⁺ ion to the π-antibonding orbital of NO with back-donation to the vacant orbital of the Cu⁺ ion. The local charge separation and weakening of the N–O bond is the driving force for the decomposition of NO. The photocatalytic decomposition of N₂O into N₂ and O₂ over Cu/ZSM-5 has also recently been reported [99,100], but the authors suggest that the reaction was related to the quenching of the excited state of the dimer of a monovalent copper ion (Cu⁺–Cu⁺) by N₂O molecules.

The outlook for practical applications is much better for the catalytic decomposition of N₂O. Due to the greenhouse effect of N₂O (over two orders of magnitude greater than CO₂) and its role in stratospheric ozone depletion, it was estimated that N₂O emissions should be considerably reduced [2–4]. In E.U. countries, for example, anthropogenic N₂O emissions should be reduced from about 1200 kton N₂O-N/year to about 200 kton N₂O-N/year in order to arrive to a climate goal of limiting future global warming to 0.1°C/decade [2]. Two are the main sources

which can be reasonably controlled by catalytic treatments: (i) emissions from fluidized bed combustion (especially from municipal waste and sewage sludge incineration) and (ii) emissions from chemical processes using or producing nitric acid [4]. Various papers have been published on the catalytic decomposition of N_2O [101], but few studies have addressed the question of the analysis of the behaviour of the catalyst under real conditions for the possible applications [102]. Most of the catalysts reported in the literature either have reaction rates which are too low or deactivate very quickly. Copper-exchanged zeolites have been suggested to be promising catalysts [103,104], even though sensitive to poisoning by water and other components.

Copper ion-exchanged zeolites have been reported to be the most active for the oxidation of NO to NO_2 [105], a necessary step for the development of a process for removal of nitrogen oxide by adsorption on a solid adsorbent, since NO_2 is much more reactive and less difficult to remove. Indeed, the homogeneous gas phase oxidation of NO usually occurs with a too low rate under the temperature and NO concentration conditions necessary for practical applications. More recently, Arai and coworkers [106,107] have also proposed a process of nitrogen oxides removal using BaO–CuO binary oxides. Adsorbed NO is present in the final form as Ba nitrate, but probably the mechanism involves the NO oxidation over copper ions to form a copper nitrate species. The nitrate ion then shifts to Ba since the Ba compound is more stable.

Copper oxide is also a key component for the preparation of catalytic sensors for nitrogen oxides. Imanaka et al. [108] have recently reported the good sensitivity properties of copper oxide and scandium oxide mixed with p-type semiconducting NiO for NO_2 detection especially in low concentrations. The role of copper is to enhance the NO_2 sensing characteristics.

Finally, copper is the active element in the enzymatic processes of interconversion of nitrogen compounds [109–112]. NO is produced and consumed via processes mediated by metalloproteins that contain iron or copper and it is a key intermediate in the global biological nitrogen cycle. Copper-containing enzymes play a central role in denitrification, whereby bacteria (nitrite and nitrous reductases) use nitrate and nitrite ions as terminal electron acceptors ultimately to produce gaseous nitrogenous products (NO, N_2O , and/or N_2). Other useful Refs. [113–121] of reactions of nitrogen oxides over copper-based catalysts are listed in Table 1.

3. Nature of copper species in copper-based catalysts

3.1. Supported copper oxides

3.1.1. Copper-on-alumina catalysts

Alumina supported copper catalysts have been extensively characterized in the past for their wide range of applications in oxidation and hydrogenation reactions. Recently, renewed interest in these catalyst has derived from their activity in the

catalytic combustion of hydrocarbons [122,123] and alcohols [124] and their performance in the combined removal of NO_x and SO_2 [78–80]. The alumina supported copper samples have been studied by a variety of techniques for the characterization of their bulk and surface properties [92,93,122,125–138]. The papers of Friedman et al. [126], Knözinger and co-workers [92,93], Strohmeier et al. [133] and Lo Jacono and co-workers [128,134] are those in which the problem of the identification of the surface copper species has been studied in more detail. The nature of the copper species depends clearly on the specific kind of alumina used, but almost all studies dealt with $\gamma\text{-Al}_2\text{O}_3$ supported copper. $\gamma\text{-Al}_2\text{O}_3$ has a spinel-type structure in which the oxygens are cubic close-packed similar to the packing in MgAl_2O_4 . The unit cell consists of 32 oxygens, 21 1/3 aluminiums and 2 2/3 cation vacancies distributed between the tetrahedral and octahedral sites. $\gamma\text{-Al}_2\text{O}_3$ has a fairly well ordered oxygen lattice with considerable disorder in the tetrahedral Al lattice. Further details can be found in the classical review of Knözinger and Ratnasamy [139] and in that of Locke et al. [140]. The possibility of filling surface defect sites of alumina with copper ions to form a CuAl_2O_4 surface spinel-type compound was recognized earlier by Wolberg and Roth [125] in their study of these catalysts by X-ray adsorption edge spectroscopy. These authors identified three phases: isolated Cu_{2+} ions, a copper aluminate surface phase and crystalline CuO . Friedman et al. [126,127] confirmed these results and added further evidence (i) on the threshold limit for copper loading necessary to result in the appearance of crystalline CuO (4 wt.-% Cu per 100 m^2/g alumina) and (ii) on the predominant presence of Cu^{2+} ions in tetragonally distorted octahedral coordination. About 10% of the copper ions are in tetrahedral coordination, but the octahedral/tetrahedral ratio depends on the calcination conditions. Longer calcination at 600°C results in the final formation of bulk-like CuAl_2O_4 in which 60% of the copper ions are in tetrahedral coordination and the remaining in octahedral coordination. The surface copper aluminate phase therefore is different from bulk copper aluminate. Knözinger and co-workers [92,93] further added the concept of the possibility of modification of the prevalent copper coordination by doping with Ni^{2+} ions which preferentially occupy the octahedral sites in subsurface layers and in the bulk. The presence of Ni^{2+} leads to a Cu^{2+} redistribution with an increased tetrahedral site population by Cu^{2+} and an enhanced segregation of copper on the surface, reasonably in form of paracrystalline copper oxide particles. Ni-modified copper-on-alumina samples show superior performances in NO_x elimination from the tail gas in nitric acid plants [90,91,94].

Increasing the copper loading on $\gamma\text{-Al}_2\text{O}_3$ there is thus a change from isolated copper ions to a defect surface copper aluminate to paracrystalline and crystalline CuO . However, recent results [137] suggested that in the sub-monolayer region are not present discrete, isolated copper ions, but instead rows of copper ions. The model of these sub-monolayer species is shown in Fig. 1 together with a schematic drawing of the change in copper species as a function of the copper loading.

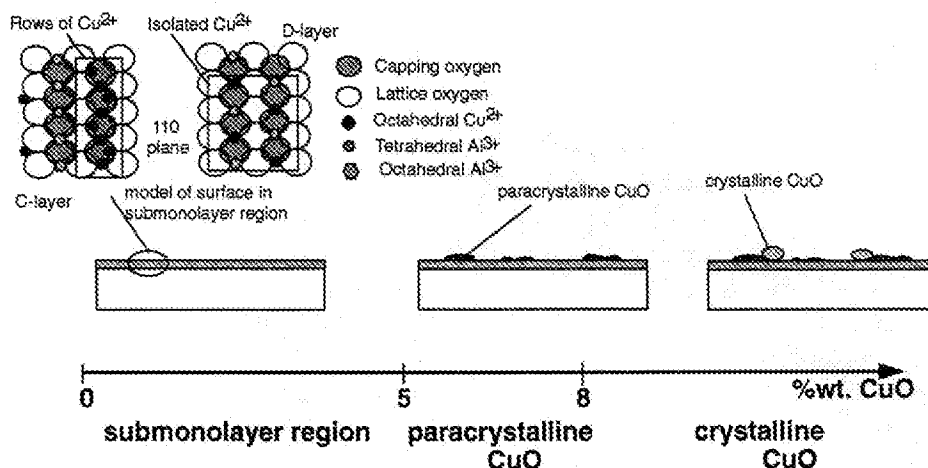


Fig. 1. Surface model showing the incorporation of Cu^{2+} ions in the (110) plane of $\gamma\text{-Al}_2\text{O}_3$ [137]. C- and D-layer nomenclature as given by Knözinger and Ratnasamy [139].

Differences in the reactivity of the various copper species exist, but results are contradictory. Electron spin resonance (ESR) data [137] suggest that rows of copper ions reduce easier than isolated copper ions, but the data are only indicative. Hierl et al. [93] have suggested that the Cu^{2+} ions in tetrahedral sites are more easily reduced than those in octahedral sites, whereas Strohmeier et al. [133] have reported the absence of influence of the site symmetry on the reducibility and also the absence of any special differences between the surface copper aluminate phase and supported copper oxide. Hierl et al. [93] also have reported that the reduction with H_2 leads to the formation of small metallic particles only, whereas only Cu^+ ions are found after a similar treatment in vacuum. Lo Jacono et al. [128] have suggested, on the other hand, a thermodynamic distribution of Cu^{2+} , Cu^+ and Cu^0 as a function of the degree of reduction. The problem of the reactivity of the different surface copper species requires further studies, especially for a better identification of the structure/activity relationships in these samples. Unclear is also the problem of the nature of surface changes during the catalytic reaction or after redox cycles and the effect of these modification on surface reactivity. Laine et al. [132] observed the following order of activity in alumina supported copper samples for CO oxidation: prereluction with CO > prereluction with H_2 \gg fresh calcined sample.

The interpretation is the formation of small copper crystallites after prereluction; smaller copper clusters form in the first case due probably to the formation of Cu-carbonyl species. During the catalytic runs, however, the catalyst progressively deactivates due to the reaction of surface CuO crystallites with alumina to form the copper aluminate phase. A similar interpretation has been suggested by Marion et al. [122] to explain the deactivation observed in methane combustion. Choi and Vannice [56] have suggested that the activity in CO oxidation of prereluced alumina supported copper is due to a thin overlayer of Cu_2O with O vacancies or

to $\text{Cu}_2\text{O}/\text{Cu}$ interface sites. A similar mechanism of surface stabilization of Cu_2O particles through oxygen vacancies in the support has been proposed by Dow and Huang [141]. On sulphated copper-on-alumina samples, on the other hand, redispersion of copper was observed after an initial reduction/reoxidation cycle with an increase in the specific activity [84]. Pepe et al. [134] observed that a reduction/reoxidation cycle produces a redispersion of the CuAl_2O_4 phase with a change in the surface reactivity in isopropanol conversion. Huang et al. [115,136] observed that the temperature of the reduction with H_2 and the copper loading have a considerable effect on the activity in CO oxidation and NO reduction with ammonia, even though their explanation based on the SMSI effect does not seem appropriate for the discussion of the data. Probably, the change in activity is due to a change in the distribution of copper species as a consequence of the heat treatment.

3.1.2. Copper-on-silica catalysts

Silica-supported copper samples show good activity in several catalytic reactions such as steam reforming, water-gas shift, ester hydrogenolysis, liquid phase hydrolysis, and oxidation of CO and hydrocarbons and thus these catalysts have been studied extensively.

Copper on silica samples prepared by ion exchange with tetramine copper ions were first reported by Kobayashi and co-workers [142,143] and then used by several other groups [143]. It has been observed that the nature of the surface copper species depends on the copper loading and calcination temperature. In samples calcined in the 400–600°C range isolated copper ions and highly dispersed Cu^{2+} clusters were observed. The latter crystallize to bulk CuO above 700°C, whereas bulk CuO forms already by calcination at 500°C when copper is impregnated on silica in an amount exceeding saturation by the ion-exchange method. Isolated species remain as such even with high temperature calcination, but their amount is limited to less than 1 wt.-% Cu. Two different mechanisms of copper deposition can be identified: (i) ion exchange of $[\text{Cu}(\text{NH}_3)_4]^{2+}$ ions with pairs of silanol groups on the silica surface to form a well-dispersed network of single Cu^{2+} -diamine ions attached to the silica surface, and (ii) precipitation of Cu^{2+} as copper hydroxide from the preparation solution. Similar indications on a double mechanism of copper deposition were observed on a copper-on-alumina catalyst prepared by impregnation with CuCl_2 [144]. Kohler et al. [145,146] further extended the investigation on the characteristics of samples prepared using ion exchange of $[\text{Cu}(\text{NH}_3)_4]^{2+}$ with silanol sites. The authors agree on the above indications, but further add that isolated copper ions reduce to Cu^+ only and not to metallic copper, differently from the small copper oxide particles easily reducible to Cu^0 derived from the $\text{Cu}(\text{OH})_2$ precursor. The precipitated species is concentrated in very small clusters ($\ll 5$ nm), but no further indication is given about the possible structure of these small copper clusters. The authors report that with increasing copper loading on the silica, isolated copper ions are found for loadings less than 0.5 wt.-%, well dispersed copper in the form of very small crystallites is

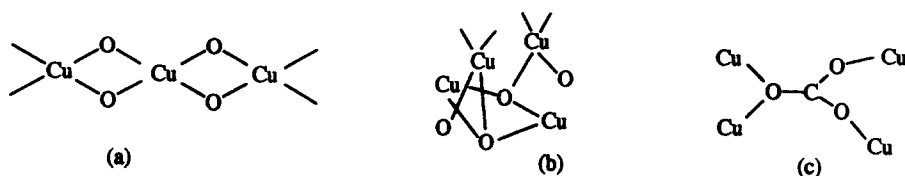


Fig. 2. (a) and (b) Model of surface polynuclear copper species present on silica surface depending on method of preparation according to Nomura et al. [151]. (c) Surface malachite-type species formed on silica according to Millar et al. [159].

found for loadings in the 0.5 to 6 wt.-% range and larger copper crystallites are found for loadings above 6%. In comparison with alumina, the dispersion of copper sites on silica is much lower.

The same ion-exchange procedure also has been used for the preparation of copper-on-silica catalysts photoactive in the decomposition of NO [97]. Characterization of a low loading (1 wt.-%) copper on silica sample by photoluminescence spectroscopy [147] indicates the presence of a main band at 520 nm which can be attributed to the electronic transition in $\text{Cu}^+ - \text{Cu}^+$ dimer or multinuclear species [97,98,148]. In contrast, in copper ion-exchanged ZSM-5 prepared by the same procedure a main photoluminescence band at around 430 nm is present which can be attributed to isolated Cu^+ species. Results of photoluminescence studies thus contrast with the other results cited.

Kakuta and co-workers [149–155] extensively characterized silica supported copper catalysts prepared by impregnation with the binuclear copper complex $[\text{Cu}_2(\text{CH}_3\text{COO})_4 \cdot 2\text{H}_2\text{O}]$ and compared results with those obtained using ion exchange with the Cu^{2+} -tetramine complex. The preparation from the acetate complex leads to higher activity in CO oxidation by N_2O or O_2 than that from the amine complex. ESR and IR data [149,150] indicate that in the former catalyst the binuclear structure of the starting copper complex is retained, whereas the preparation from the amine complex leads to isolated Cu^{2+} ions, in partial agreement with the above discussion (multinuclear copper species were not considered, but probably are present since the copper loading was about 3 wt.-%). In the calcined sample prepared from the acetate XPS [153] and X-ray absorption spectroscopy studies [151,154,155] in contrast indicate the presence of one-dimensional chains formed of parallelogram-shaped CuO units (average coordination number 1.6) and in the sample prepared from the amine complex of imperfect microcrystalline CuO. Reported in Fig. 2 are the proposed structures of multinuclear copper species on silica [151]. Two aspects characterize the differences between the two samples: (i) in the case of one-dimensional chains on silica (acetate preparation) all the copper atoms are available at the surface for adsorbate interaction, whereas a lower fraction is available in the three-dimensional paracrystalline CuO (amino complex preparation), and (ii) the local structure of the multicentre oxygen bridged copper sites, is different. The authors propose that in CO oxidation by N_2O and reasonably also in N_2O decomposition binuclear copper sites are needed and thus the acetate sample is more active than that prepared from the amine complex.

It also should be noted that in both proposed surface structures of supported copper oxide the local coordination of the copper sites is different from that of bulk crystalline CuO [156] which is characterized by oxygen coordination parallelograms which form chains by sharing edges. Such chains traverse the structure in the (110) and (1 $\bar{1}$ 0) directions, the two types of chain alternating in the (001) direction. Therefore, there are three kinds of nearest copper atoms around a copper atom in crystalline CuO: four at 2.90 Å, four at 3.08 Å and two at 3.17 Å. In the paracrystalline species of copper oxide the coordination environment for Cu, on the contrary, is significantly different (see Fig. 2).

The stability of these proposed surface multinuclear copper species is not clear. X-ray photoelectron spectroscopy (XPS) [153,157] and X-ray absorption near edge structure/extended X-ray absorption fine structure (XANES/EXAFS) data [151] suggest that reduction with CO leads to small clusters of metallic copper plus limited Cu⁺ ions (acetate preparation) or to Cu⁺ primarily (amine complex preparation) [158]. However, the reversible formation of initial copper oxide species was not investigated. It was shown, on the contrary, that the interaction with acetic acid vapours leads to considerable changes: CuO chain units are cleaved by acetic acid to form binuclear Cu²⁺ species and metallic copper (acetate preparation), whereas the CuO network is cleaved to form the mononuclear Cu²⁺ complex (amine complex preparation). Reversibility of the reaction, however, is not indicated.

The surface properties of samples prepared by the acetate method have also been studied by Millar et al. [159], without providing however further significant insight on the surface composition of the copper species, apart from the possibility of the formation of a malachite-type copper species [Cu₂CO₃(OH)₂] after exposure to CO of a reduced sample reoxidized with N₂O. Their model of surface copper species is shown in Fig. 2c and further evidences the role of adsorbate in surface reconstruction mechanisms during the catalytic reaction.

The various surface species are characterized by different reducibility characteristics. An easier reducibility of supported multinuclear copper oxide species with respect to the copper ions directly interacting with the silica surface was indicated by Gentry and Walsh [160] who used the temperature-programmed reduction (TPR) method to study the properties of silica and alumina supported samples, but detailed data on the relationship between reducibility and type of surface copper species (controlled by the preparation method) are not given. Bond et al. [161] have recently reported the results of another study on the reducibility characteristics of supported copper samples using the TPR method, but the above problem was not addressed. These authors observed that copper oxide particles supported on TiO₂ were easier to reduce, but did not explain the reasons for the enhanced reducibility. Van der Grift et al. [162] noted, on the other hand, that silica supported reduced copper particles of identical geometric size may exhibit widely different oxygen uptake rates per unit surface area depending on the crystallographic habit (density of packed copper surface). They also observed that upon increasing the

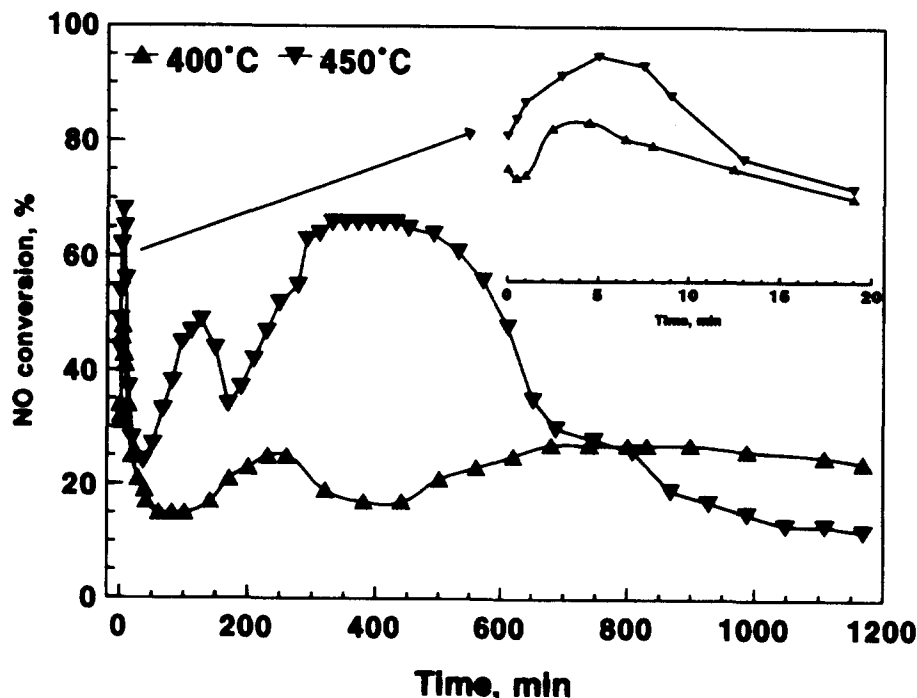


Fig. 3. Change in the conversion of NO over a 7.5 wt.-% CuO on silica catalyst as a function of time-on-stream at 400°C and 450°C during the reduction of 800 ppm NO with an equimolar amount of NH_3 .

severity of the reduction treatment, the structure of the copper particles on silica changes from an atomically rough surface (exposing a large number of coordinatively unsaturated surface atoms) to a stepped surface (exposing small terraces) to a densely packed surface (exposing larger flat terraces). As long as the copper particle size is not increased, the change in surface is reversible. De Jong et al. [163] also observed that the particle sizes and shapes of copper on silica can be modified by repeated redox cycles. The problem of the metastability of supported copper particles during catalytic tests or redox cycles should thus be studied in more detail. An example of the interesting behaviour during in situ transformations of copper oxide supported on silica is reported in Fig. 3 showing the time-on-stream change in the catalytic behaviour during $\text{NO} + \text{NH}_3$ anaerobic reaction. The presence of minima and maxima in the activity is due to a progressive reduction of the catalyst accomplished with reconstruction of surface supported copper species.

Pretreatment of the catalyst also influences the surface properties. Higgs and Pritchard [164] showed that when reduction takes place before complete decomposition of the nitrate, a nitrited copper surface may form which completely alters CO chemisorption experiments. Kevin and White [165] characterized samples prepared by non-aqueous adsorption of Cu^{2+} -acetylacetonate on silica and observed that a partially decomposed Cu^{2+} complex (bonded to an acetylacetonate ligand and a surface siloxide) gives rise to a different spectrum of chemisorbed

NO as compared to a totally decomposed sample. The advantage in using the acetylacetonate, according to these authors, is to maximize the dispersion of isolated copper ions. They claim that nearly 100% dispersion of copper in the form of isolated ions on silica could be obtained for a 3.8 wt.-% Cu sample prepared with this method, in comparison with around 0.5 wt.-% Cu using other preparations (see above). In addition, isolated copper ions prepared from the acetylacetonate complex show different reducibility characteristics. For these surface copper sites quantitative removal and addition of one oxygen per Cu atom is reported [165], where for preparation with the amine complex, for example, reduction up to Cu^+ only was suggested [145,151]. A more direct comparison of the reducibility behaviour under the same conditions, however, would be preferable to further support this statement. A stable dispersion of isolated copper ions prepared from acetylacetonate is also indicated [165]. The authors also observed that Cu atoms in the 3.8 wt.-% Cu sample are separated by about 5 Å. They call this sample 'monolayer', but clearly the surface coverage is much lower than that expected on the basis of the formation of a real monolayer of copper oxide on the silica surface (about 26.6 wt.-% Cu taking into account that a silica of 200 m^2/g was used by Kenvin and White [165] and that a square-pyramidal or tetrahedral Cu^{2+}O_4 unit has an area of about 7 Å² [156]). In addition, assuming an homogeneous dispersion of silanol groups on the silica surface, for a 3.8 wt.-% Cu loading the estimated copper to copper distance is about 7 Å and thus slightly higher than that indicated by the authors on the basis of their surface model. Kenvin and White [165] also report that the copper to copper distance is larger than that necessary for multiple site demanding reactions such as N_2O decomposition, but the interesting question is not demonstrated.

Several studies also exist on the characterization of silica-supported copper oxide prepared by deposition–precipitation [166–169]. A specific observation worth noting made in these works is the possible formation of a copper hydrosilicate precursor phase [168] with structural characteristics analogous to those of chrysocolla $\text{Cu}_8(\text{OH})_{12} \cdot (\text{Si}_4\text{O}_{10})_2 \cdot n\text{H}_2\text{O}$. After reduction, this precursor phase gives rise to small metal particles in the 3–8 nm diameter range. The possible presence of this precursor phase in samples prepared from the Cu^{2+} amine complex is also suggested [168] in contrast to the findings discussed above. Amara et al. [170] have also suggested a different model of surface copper species on silica in their study of the characteristics of SiO_2 -supported copper(I) species obtained by reduction of samples prepared from the Cu^{2+} -amine complex grafted on silica. On the basis of characterization data using various techniques, they conclude that for samples with copper loadings below 1–2 wt.-% Cu, copper(II) ions can be selectively reduced to Cu^{I} ions in agreement with previous findings [145,151], but they suggest that the reactive sites for Cu^{I} formation are $(\text{Cu}^{\text{II}}-\text{O}-\text{Cu}^{\text{II}})^{2+}$ pairs. Differently from other authors, they also suggest that isolated Cu^{II} species reduce to Cu^0 at temperatures above 300°C. Supported Cu^{I} species could also be prepared directly by exchange of ammonia treated silica with the $\text{Cu}^{\text{I}}(\text{NH}_3)_2$ complex [170]. Differently from the more stable species obtained by reduction of the Cu^{2+} pair, the

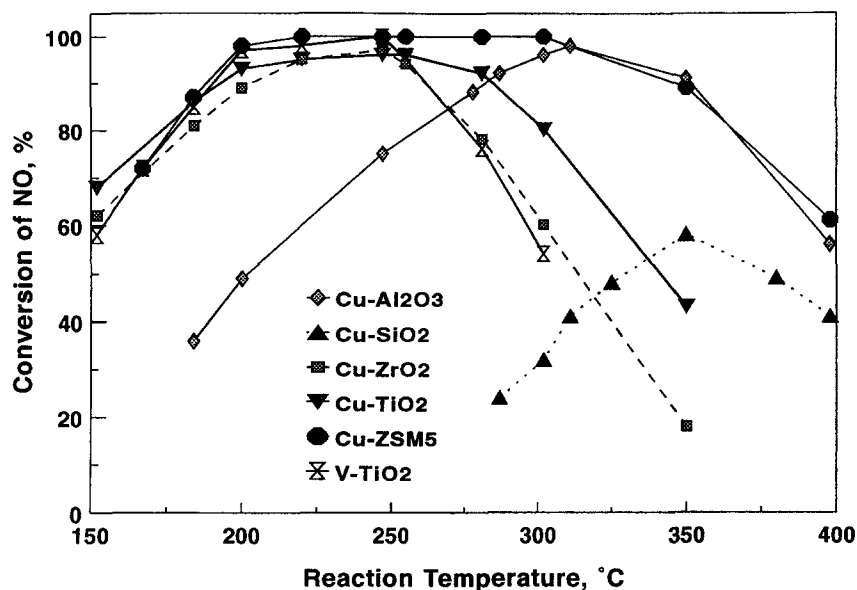


Fig. 4. Comparison of the conversion of NO over various copper-supported samples and a V-TiO₂ catalyst [42].

Cu⁺ ions obtained by direct exchange easily reduce to Cu⁰ even under vacuum at 200°C. These results constitute further evidence of the necessity for further studies in the area of silica supported copper catalysts, notwithstanding the great deal of work already done in this area.

3.1.3. Copper on titania and zirconia

Much more limited data exist on the characterization of the surface species present on other oxide supports such as ZrO₂ and TiO₂, even though the interesting properties of zirconia supported copper catalysts in methanol synthesis and hydrogenation reactions has stimulated research interest in this catalytic system in recent years [171]. Well defined indications on the nature of the copper species on these supports are thus missing, especially concerning the relationship between specific nature of the support and type of surface copper species. The results of Iizuka et al. [118], however, indicate that the reduction of nitric oxide with H₂ or NH₃ over copper oxide catalysts supported on ZrO₂ or TiO₂ is very sensitive to the type of support. The comparison of the conversion of NO in the presence of NH₃/O₂ (SCR) on a 5 wt.-% copper oxide sample (preparation by ion exchange) on various kinds of oxide supports (Al₂O₃, SiO₂, ZrO₂, TiO₂, ZSM-5) also shows the considerable effect of the support. Results summarized in Fig. 4 clearly show the superior performances of zirconia and titania supported copper oxide samples in this reaction [42]. Using these supports the results are analogous to those obtained with a highly reactive copper ion-exchanged ZSM-5 sample where all the copper ions are well dispersed and anchored to Brønsted zeolitic sites, as discussed in Section 3.1.4 and to those obtained using vanadium-on-titania catalysts (well known SCR catalyst

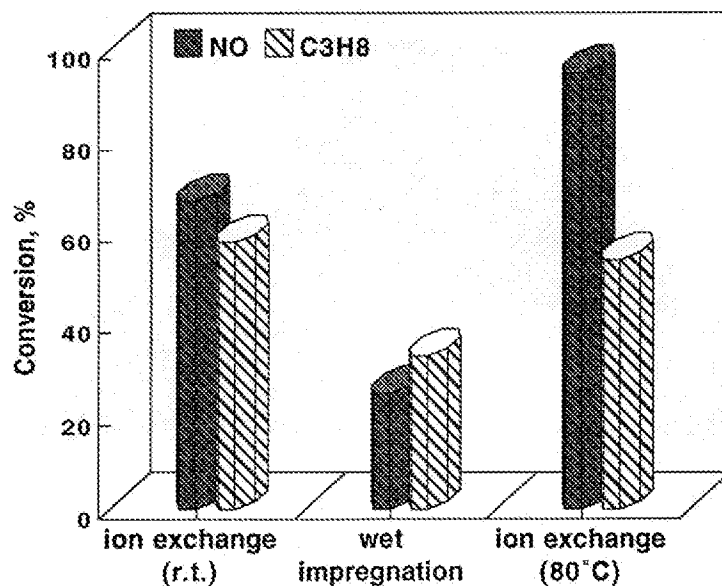


Fig. 5. Comparison of the activity in NO reduction with propane/O₂ of Cu/ZSM-5 catalysts containing 4 wt.-% CuO, but prepared by ion exchange with a copper acetate solution at 25°C or at 80°C, and by incipient wet impregnation [191].

[7]). The data reported in Fig. 4 suggest a very good copper dispersion over ZrO₂ and TiO₂ supports.

Shimokawabe et al. [172,173] have characterized zirconia supported copper catalysts using the same method of impregnation with an aqueous solution of tetramine copper(II) nitrate used by the same authors for copper/silica catalysts [143,174]. Results indicate that Cu²⁺ with an octahedral environment is predominantly present for copper loadings below 3 wt.-% and bulk CuO above 8 wt.-%. They also noted that highly dispersed CuO on zirconia is readily crystallized to bulk CuO in TPR experiments when compared to silica, but reasonably this is due to zirconia sintering only. These results thus suggest a better dispersion of isolated copper ions over zirconia as compared to silica and alumina, but further data on the exact surface structure of the copper species are lacking. Koepfel et al. [175] have studied copper/zirconia catalysts prepared using various procedures including ion exchange with a Cu^{II} tetramine solution, but without providing any clear indications about the nature of the surface copper species and the influence of the preparation method. The role of the amorphous zirconia matrix in the stabilization of microcrystalline copper particles, however, is pointed out. Limited additional data on the structure of copper species supported on zirconia are available in the literature. Sun and Sermon [176], for example, report data on copper-doped zirconia aerogels, but the results do not provide further insight on the structural characteristics of the copper species.

Information in the literature on the nature of the copper species in TiO₂ is limited. It should be noted that in this case in the reduced samples strong metal-support

interaction phenomena are also possible [177]. Using high-resolution transmission electron microscopy and IR spectroscopy, Bocuzzi et al. [113,178] have characterized titania supported copper samples with specific reference to their activity behaviour in NO and CO interaction. They suggest the presence in the reduced sample of small metal particles exposing almost isolated and partially positive copper sites in close contact with a reduced defect titania. In oxidized samples, an amorphous copper oxide layer is present. Amores et al. [179] indicate that CuO–TiO₂ samples produced by impregnation with copper nitrate are composed of dispersed surface complexes of both divalent and monovalent copper linked to the titania support. CuO, as a separate phase, appears only for loadings greater than monolayer capacity (see Section 3.1.2 for the estimation of the monolayer capacity). These authors also observed that Cu²⁺ centres are easily reducible and small clusters of Cu can be formed even by mild reduction.

3.1.4. *Open problems on the nature of copper species in supported catalysts*

The following main open questions about the nature of supported copper species are unsolved or need further in-depth studies:

1. Nature (form and dimension characteristics, nuclearity, local copper coordination and structure, surface characteristics, defective properties, etc.) of small paracrystalline copper oxide particles (briefly referred to as defective CuO) on oxide supports and role of the support and preparation method on the formation of these species.
2. Stability and species interconversion in redox cycles or during catalytic tests of supported defective CuO.
3. Reactivity and redox characteristics of defective CuO in relation to the properties of copper species (mono- or multi-nuclear) which interact directly with the support oxide through oxygen bonds.
4. Nature (coordination, presence of unsaturations, changes in coordination upon adsorption of reactants or products, number of direct bonds with the oxide support, etc.) of isolated copper sites and role of the nature of the support on it; relationship between the characteristics of the support (acid–base properties, crystalline structure and faces exposed, impurities, etc.), preparation method and dispersion of copper species.
5. Presence of additional specific copper sites (copper dimers, for example), their stability and role of the preparation method in their formation.

3.2. *Unsupported copper samples*

There is little information in the literature on the surface properties of unsupported copper oxide. Busca [180] has used IR spectroscopy to characterize a CuO sample prepared by thermal decomposition of Cu(OH)₂·CuCO₃, and found that after activation in vacuum both weak Cu²⁺ and Cu⁺ Lewis acid sites are present. However, the general problem of the relationship between surface properties of

copper oxide and crystalline habit or faces exposed, and nuclearity is not considered. A comparative study on the structural and surface properties of unsupported copper oxide samples obtained from different controlled preparations therefore may be very valuable, especially for a more clear identification of the nature and properties of supported paracrystalline copper oxide particles and their transformation during the catalytic reaction. Comparative studies with the characteristics of well defined reference copper species are also needed. Jernigan and Somorjai [181] recently studied the properties and reactivity in CO oxidation of thin films of metallic copper, copper(I) and copper(II) oxide grown onto graphite, and found that the rate of CO oxidation decreases and the activation energy increases with increasing copper oxidation. Balkenende et al. [182,183] have studied the NO and CO interaction with low-index, stepped single-crystal copper surfaces [Cu(111), Cu(100), Cu(110), Cu(710) and Cu(711)] in comparison with copper/silica catalysts. The results suggest the role of nuclearity of supported copper particles on the catalytic behaviour in the NO/CO reaction. The same authors have also studied the surface properties of Cu/SiO₂ catalysts oxidized by NO or O₂ [184]. The properties of copper monocrystal surfaces have also been studied by Raval et al. [185] and Wee et al. [186], whereas Xu et al. [187] have analyzed the surface chemisorption properties of model silica supported copper.

3.3. Zeolite-based copper catalysts

The presence of an ordered and known crystalline lattice with defined exchangeable sites makes transition metal ion-exchanged zeolitic materials well suited for spectroscopic studies on the nature of the surface bonding of ions to the zeolite framework and on the coordination chemistry of these surface-bound ions. Therefore, transition metal ions in zeolites have been extensively studied in the past [188–190].

3.3.1. Different copper species present in copper-containing zeolites

Copper ions are introduced into the zeolite as exchangeable cations on extralattice positions and thus only well dispersed and isolated copper ions interacting with the zeolite framework via one or two oxygen-bridging bonds may be expected. However, due to hydrolytic/thermal transformations (Section 3.3.3) and a local precipitation of copper hydroxide due to local changes in pH (Section 3.1) the formation of higher nuclearity multinuclear copper complexes inside the zeolitic channels is possible. In general, the formation of such a species is limited by exchange in dilute, slightly acidic solutions (typically 0.01 N and pH in the 5–6 range, as at lower pH values dealumination of the zeolite may be possible) and low temperatures of the ion-exchange solution. The dimensions of the ion-exchange copper complex (acetate versus amine copper complex for example) is also important, especially for the zeolite with the smaller cavities. The modality of preparation of copper ion-exchanged samples thus plays a significant role in the formation of

isolated versus multinuclear copper species in the zeolitic cavities. This problem however it not well recognized in the literature. Most of the characterization studies, in fact, have been focused on the identification of characteristics and properties of isolated copper species interacting with the zeolitic framework, since these species are easier to characterize by common spectroscopic techniques (for details on their ESR and UV-VIS diffuse reflectance spectra see the review of Schoonheydt [189]).

The identification of defective multinuclear copper oxide species that are X-ray diffraction (XRD) amorphous requires less common techniques such as X-ray absorption spectroscopy and the possible level of identification of their structural/surface features is definitively less precise. Nevertheless, there are several catalytic results which indicate that their presence enhances the catalytic performances of Cu-zeolite in nitrogen oxide conversion. Reported in Fig. 5 is an example of the catalytic activity in NO reduction with propane/O₂ of two analogous Cu/ZSM-5 samples prepared by the ion-exchange procedure, but in one the exchange is carried out at room temperature and in the second at 80°C [191]. The amount of copper is the same in the two samples, but in the latter sample there is an increase in the relative ratio between multinuclear and isolated copper species. The results of Fig. 5 show that this increase is beneficial for the activity of the zeolite in NO oxidative reduction with propane. Similar conclusions were drawn by Valyon and Hall [192] who compared the activity in NO decomposition of Cu/ZSM-5 samples prepared by ion exchange at two pH values.

Various other evidences exist on the presence and catalytic role of bi- or multinuclear copper species Lei et al. [193] suggested that [Cu–O–Cu]²⁺ pair are instrumental in the catalytic decomposition of NO. The presence of polymeric amorphous (–Cu–O)_n species was shown using photoluminescence spectroscopy [98,147,148,194], XANES and EXAFS techniques [195] and temperature-programmed reduction/temperature-programmed desorption (TPR/TPD) and FT-IR techniques [196]. Shpiro et al. [197,198] indicated that the co-existence of isolated and multinuclear (called small copper/oxygen aggregates) species is necessary for NO reduction with hydrocarbons. Ebitani et al. [99,100] have suggested that a dimeric species of copper was the active species in photocatalytic decomposition of N₂O over Cu-containing ZSM-5 zeolite. Parrillo et al. [199] also noted that a considerable fraction of the copper was not associated with framework Al sites in Cu/ZSM-5 even at low exchange levels. In all cases, however, detailed data on the possible structure of the multinuclear copper species do not exist. It should be noted, however, that in analogous Cr-silicalite Spoto et al. [200] showed by time-resolved IR spectra the presence, together with isolated species, of polymeric chains formed inside the silicalite channels. The latter are shorter, with distinct spectroscopic features as compared to amorphous species formed on the external surface of the zeolite crystallites, and characterized by a zigzag one-dimensional type structures extending in several zeolitic cages.

Different isolated copper ions interacting with framework Al and characterized by a different reactivity may also exist. Wichterlova et al. [201–204] used photo-

luminescence spectroscopy in combination with ESR and IR to characterize copper ion-exchange ZSM-5, Y and erionite zeolites. They found two types of copper species, one without an extra-framework ligand and one with an extra-framework oxygen or hydroxyl ligand. The relative amounts of these species depend on the Si/Al ratio and copper loading. Type (I) sites, characterized by a pyramidal ligand field symmetry and in vicinity of two framework Al were suggested to be active for the reduction of NO with NH_3 . Type (II) sites, characterized by a ligand field symmetry close to planar and in vicinity to one Al framework atom were suggested to be the more active for NO decomposition. Both types of copper sites were instead suggested to be necessary for the reduction of NO with hydrocarbons [204].

Finally, in addition to copper species inside the zeolitic channels, copper species on the external surface of zeolite crystals may also form. Shpiro et al. [197] have shown by XPS studies that in Cu/ZSM-5 prepared by impregnation there are large, aggregated copper species on the external surface which are not present in the samples prepared by ion exchange. The presence of these copper aggregated on the surface has a negative influence on the activity according to Shpiro et al. [197], a positive influence according to Lee et al. [205] and a negligible role according to Zhang et al. [206].

During the catalytic reaction redispersion and change of copper species due to ion mobility especially under hydrothermal conditions was also noted. Various authors have observed migration of Cu^{2+} ions inside the zeolite channels during the solid-state reaction between cupric compounds such as CuO and zeolite [207–212]. The driving force of the process is the reaction of copper ions with the zeolite Brønsted groups. The process is enhanced by increasing the temperature and in the presence of water or ammonia in the gas phase which help the mobility of copper ions. For this reason, significant reconstruction effects of copper species during the catalytic reaction may be expected. However, the opposite effect has also been observed in catalytically or hydrothermally deactivated Cu/ZSM-5 catalysts, namely the growing of large CuO crystallites which can lead to local destruction of the zeolite crystallinity [213,214]. The formation of these large crystallites of CuO deactivates the catalyst in NO reduction by HC/O_2 [215], but clearly these CuO crystallites differ significantly from the defective multinuclear copper species stabilized inside the zeolite channels. The stability of isolated Cu^{2+} ions interacting with the framework was shown to depend on zeolite structure. Parrillo et al. [215] observed that Cu migrates easier when in Y zeolite structure than in ZSM-5.

3.3.2. Localization and stability of copper ions which interact with the zeolite framework

The crystallographic sites of the exchangeable cations are briefly summarized in Fig. 6 for faujasite, mordenite and MFI zeolite. The various sites differ in regard to ideal point symmetry and thus the copper ions located at the various sites have distinct spectroscopic features. Schoonheydt [189] has summarized the EPR and UV-VIS diffuse reflectance features of the Cu^{2+} ions in the various coordination

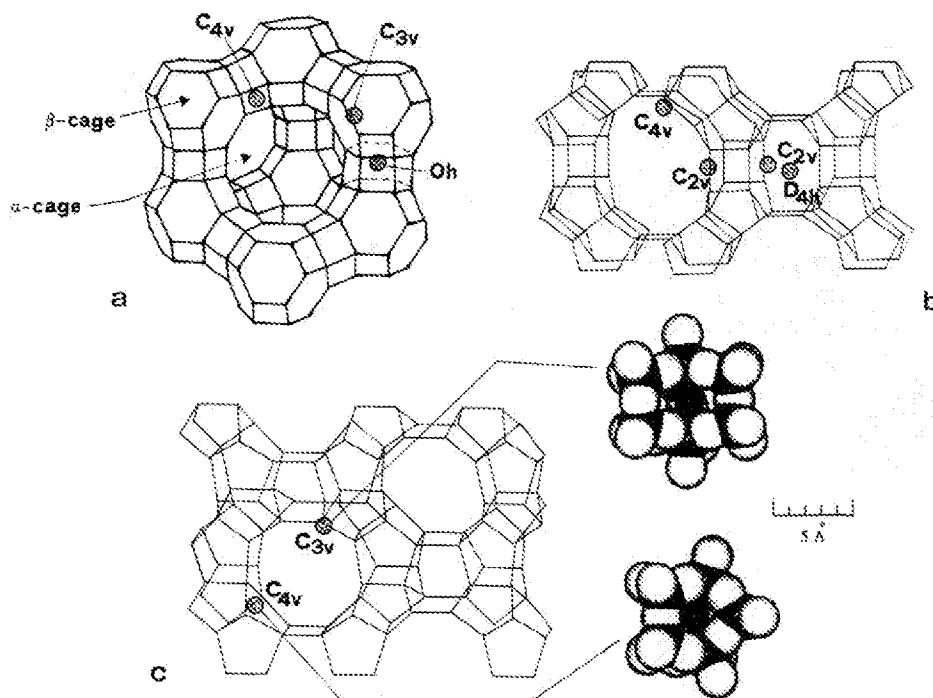


Fig. 6. Schematic drawing of the structure of faujasite (a), mordenite (b) and MFI (ZSM-5) (c) showing the exchangeable cation sites and their ideal point symmetry. Molecular models of the hexagonal and pentagonal rings facing the ZSM-5 channels [227] (white spheres: oxygens; grey spheres: Si or Al) and localization of copper inside these sites (black spheres: copper ions) are also shown.

sites of mordenite and faujasite. In MFI (ZSM-5), on the contrary, ion-exchange sites are located on the walls of the channels (Fig. 6c). Four-, five- or six-coordinated Cu^{2+} can be formed, but the various locations are not significantly different in terms of the energy of the interaction, in contrast to the cases of faujasite and mordenite [189]. Therefore, in MFI no single preferential site is observed. Apparently the local coordination of Cu^{2+} in ZSM-5 does not differ significantly from analogous situations in mordenite and faujasite, but there are two main significant differences. The first is that in mordenite and faujasite part of the copper ions are located in *hidden sites* (for example, in hexagonal rings in faujasite; site I in Fig. 6a) where the shielding effects of lattice oxygen prevent or greatly limit the possibility of their interaction with gaseous molecules. In faujasite and mordenite, for example, the reducibility of the copper ions depends on their localization [216–219] which is a function of the Si/Al ratio, copper loading, nature and amount of cocations (alkaline metals, in particular). The second significant difference is the local softness of the oxygen which decreases in the MFI \gg mordenite \gg faujasite series and thus the covalency of the coordinative bond decreases. The local charge seen by molecules coordinating the copper ions and the shielding effect of oxygen coordinating the copper ions thus differ considerably from zeolite to zeolite. This explains the differences observed in terms of NO coordination, for example (see

Section 4), but also the small differences observed in the Cu^{2+} ions coordinated at equivalent sites in MFI [207–209,220–222], faujasite and mordenite [189] or zeolite such as SAPO-5 and SAPO-11 [209,223,224]. The softness characteristics of lattice oxygen depend not only on the structure of zeolite, but also on the Me/Si ratio and the properties of heteroatom [225,226]. The substitution (completely or partially) of Al ions with B, In, Ga etc. or Si with Ge is thus a key to modify these properties.

A further interesting observation in relation to the shielding effect of framework zeolite oxygen on the reactivity and properties of isolated copper species has been made by Spoto et al. [227]. They noted by computer modelling that copper ions in the hexagonal and pentagonal rings facing the ZSM-5 channels are located in an inner position with respect to the facing oxygen and that, depending on the oxidation state (due to different ionic radii) they can move toward more internal positions of the framework (where they would be shielded by oxygen) or more facing positions (where they are prone to interact with ligands). More extensive computer modelling studies of local copper site environments, as well as the dynamics of molecular motion and adsorption would certainly be a key factor to improve our knowledge about these catalysts. Some attempts in this direction are already found in the literature [228,229].

Thermal migration from one site to another and the inhibition effect of monovalent cocations has been noted by several authors. These effects are a key aspect of the understanding of catalytic behaviour of copper-containing zeolites, for example why partially Na^+ exchanged Cu-Na/Y zeolite is more active in NO conversion with NH_3 (see Section 2). However, migration of copper ions may be accelerated by bonding with gaseous molecules. Maxwell et al. [27] have observed migration of copper cations in faujasite to sites located at the entrance of supercages. Strome and Klier [230] demonstrated the movement of Cu^I ions induced by CO chemisorption from less accessible to more accessible positions in Cu^+/Y samples. It is also known that ammonia promotes Diels–Alder synthesis over Cu^I/Y for the same reason and Itho et al. [231] recently showed that various kinds of alcohols cause relocation in Cu-Na/ZSM-5 of Cu ions from recessed sites to more open spaces (channel intersections). The relocation of copper ions during the catalytic reaction over long or short distances induced by chemisorption is thus a quite general phenomenon and all observations agree in indicating that a metastable position for catalytically active copper ions is usually observed. The copper complex in ion-exchanged zeolite should thus be considered in a heterogenized homogeneous state [231] which is metastably created in situ during the catalytic reaction.

3.3.3. Valence state of copper during the catalytic reaction

Redox properties of copper-zeolite have been extensively studied in the past. For example, Maxwell and Drent [22] have studied the reducibility by butadiene and ammonia of Cu/faujasite, whereas Naccache and Ben Taarit [21] and Huang [24] analyzed it by CO. The self-reduction of Cu^{2+} ions to Cu^+ upon prolonged evac-

uation has also been recognized [30]. Several subsequent studies on the same topics do not add significant further information, but a recent study on the effect of H₂, CO and vacuum treatments on the Cu^I photoluminescence signal can be cited [201]. The different copper species identified in Cu/ZSM-5 were reduced with a different rate due to the presence or absence of extra-lattice oxygen (ELO). This observation raises the question of the nature of the reactive oxygen released during the reduction process as O₂ or incorporated in the reaction products (H₂O, CO₂). Reactive oxygen may be either zeolitic or extraframework (ELO). In the first case, the reaction would produce Lewis acid sites that effectively have been detected after long evacuations [30]. Results of isotope exchange experiments using C¹⁸O₂ [232] over NaY and NaCaY zeolites show that the presence of bivalent cations enhances the amount of lattice oxygen taking part in exchange. Exchange reactions using ¹⁸O₂ [233] suggest that the introduction of Cu²⁺ ions into NaY increases the rate of exchange. Similar conclusions were obtained from the study of the exchange of oxygen between water and zeolite oxygen [234]. Therefore, zeolitic lattice oxygen may take part in the process of reduction.

Due to the strong electrostatic field in zeolite cavities Cu(OH)₂⁺ species may give rise to hydrolytic reactions forming Cu(OH)⁺ Brønsted sites as shown over 20 years ago [21,30,234,235]. Further dehydration forms bridged Cu²⁺ pairs:



Similar conclusions can be drawn from ESR studies on Na-Cu/Y by Chao and Lunsford [236]. They also showed that only a small fraction of the total copper content is represented by isolated Cu²⁺ ions. These bridging oxygens or those present in the other possible multinuclear copper species (polymeric chains, for example; see Section 3.3.2 (these extra-lattice oxygens are usually called ELO without any distinction on the specific type of multinuclear copper species present inside zeolite cavities) are easier to reduce than zeolite framework oxygen. Benn et al. [20] have shown in their study on the nature of reactive oxygen in Na-Cu/X zeolite that ELO species are those responsible for anaerobic oxidation of CO. They suggest that only at the higher temperatures does the further reduction to form Cu⁰ involve zeolite framework oxygen. Using H₂ instead of CO Benn et al. [20] obtained different results and this can explain why different results have also been found by other authors [193]. Oxygen bridging two copper sites is easier to abstract. In a study of the redox chemistry of *excessively exchanged* Cu-Na/ZSM-5 samples Sarkany et al. [196] confirmed that CuO and (Cu-O-Cu)²⁺ species reduce easier than isolated copper species. The latter can also spontaneously reduce upon high-temperature vacuum treatment. They also noticed that Cu⁰ may be oxidized at high temperatures by the action of zeolite protons and that CO favours this oxidation, probably due to the formation of a stable Cu^I-CO complex.

The redox chemistry of copper species in zeolite, even though complex, has been well established, but more questionable is the relevance of these observations for the catalytic behaviour. The problem can be viewed with reference to the anaerobic

decomposition of NO. The obvious approach is to consider that there is a spontaneous desorption of oxygen with formation of oxygen vacancies and two Cu^+ ions. NO dissociatively chemisorbs on these sites; NO oxygen replenishes the vacancy and reoxidizes the copper ions while the N \cdot migrates to another site to combine with another N \cdot to form N_2 . The rate of NO dissociation is controlled by the rate of oxygen desorption. In a study of the reaction kinetics Li and Hall [237] found a first order dependence of the rate of NO decomposition on the NO concentration and a half negative order for the effect of oxygen. These kinetic results agree well with the simple model of a reaction controlled by oxygen desorption. However, several other consecutive results showed that the mechanism is probably more complex. Results from spectroscopic studies also by the same authors (see Section 4 and Section 6) were not consistent with the proposed model, but especially other kinetic data have shown that the order of reaction with respect to NO is higher than 1.0. Iwamoto et al. [238], for example, have reported for an analogous sample a reaction order between 1.2 and 1.5. Centi et al. [239,240] found a reaction order of 1.8 and fitted the data using a rate equation derived from the following assumptions: (i) the reversible formation of a dinitrosyl intermediate and (ii) a synergetic cooperation between two active sites in the rate limiting step based on the conversion of a N_2O_3 -like intermediate. IR evidence supports these assumptions. Over Cu-Na/Y, Iwamoto et al. [50] also found a reaction order of 1.6. The role of Cu^+ ions in the mechanism of decomposition of NO is thus not demonstrated by the kinetic data.

Shelef and co-workers [241,242] have argued that a mechanism of NO decomposition involving coordinatively unsaturated Cu^{2+} ions may be proposed without the necessity of invoking a cyclical oxi-reduction of the surface sites. Yasuda et al. [243] on valence controlled La_2CuO_4 -based mixed oxides found that the active sites for NO decomposition over these catalysts are coordinatively unsaturated Cu^{2+} ions on the surface that can be easily oxidized to Cu^{3+} upon NO adsorption. Spoto et al. [227,244] have carried out spectroscopic studies of $\text{Cu}^1/\text{ZSM-5}$ zeolites, and suggested that NO interaction with Cu^1 ions gives rise to a $\text{Cu}^{2+}-\text{O}^{(-)}$ species (a Cu^{2+} species containing extra-lattice oxygen formed during the reaction itself) which is the real active species in NO decomposition via a $\text{Cu}^{2+}(\text{NO})(\text{NO}_2)^-$ intermediate. Giamello et al. [245] have suggested a similar reaction mechanism and showed that Cu^+ is unstable under NO pressure and undergoes oxidation to Cu^{2+} at room temperature. The mechanisms of NO decomposition which consider NO chemisorption only on Cu^+ ions [246,247] should therefore be reconsidered.

It is also worth noting that all authors that have carried out IR studies of the interaction of NO with Cu/ZSM-5 have observed the formation of nitrite/nitrate species (a series of bands below 1600 cm^{-1}), but some of them have simply neglected their catalytic importance [246]. Apart from the possible role of these oxidized NO species in the decomposition of NO (see Section 6), their formation in the absence of gaseous oxygen implies that copper ions should be reduced.

Therefore, the simple observation of Cu^+ ions during the interaction with NO does not necessarily imply that Cu^+ ions are those active in NO decomposition, because they can derive from a side reaction such as the oxidation of chemisorbed NO to nitrite/nitrate species.

Liu and Robota [248] have studied the reaction using XANES spectroscopy. They found the formation of Cu^I in large amounts after activation at 500°C in an inert flow. The amount of Cu^I decreases considerably after admission of NO, but does not completely disappear. They also observed a relationship between amount of Cu^I detected using their method and rate of NO decomposition and therefore concluded that the role of Cu^I ions in the reaction is demonstrated. However, a closer inspection of their data shows that the amount of Cu^I ions increases above 500°C , whereas the rate of NO decomposition decreases. Other authors using in situ ESR studies have found that there is no spontaneous thermal reduction of Cu^{2+} ions up to 500°C or in any case it is limited to less than 10–20% of the copper ions [249]. Similar conclusions were obtained by XPS spectroscopy [250].

Recent results from isotopic experiments of Valyon and Hall [251,252] indicate that (i) Cu^{2+} promotes the rate of exchange, in analogy to older results [232,233], and (ii) lattice oxygen is involved in the decomposition mechanism and desorption of O_2 . However, the identity of the oxygen atoms introduced into the solid is not conserved. Oxygen atoms may be introduced at one place and O_2 may be formed and released from elsewhere on the solid. ^{18}O atoms formed by decomposition enter the solid through portholes (at reduced sites), mix with nearby lattice oxygens and at the same time an equivalent number of the latter diffuse to positions where they can be stabilized as ELO. No clear evidences support this mechanism of lattice oxygen scrambling, because the possible role of adsorbed oxygen species and disproportionation reactions of adsorbed NO was not taken into account. The disproportionation reaction of 4 NO molecules to $\text{N}_2\text{O} + \text{N}_2\text{O}_3$ ($\text{NO}_2 + \text{NO}$) over zeolites is well documented in the literature [253,254]. Earlier observations were made over 40 years ago [255] and also recently the formation of N_2O_3 by reaction of NO and NO_2 over Cu/ZSM-5 was reported [256]. The key feature of the reaction mechanism is the reversible formation of a surface nitrate–nitrosyl complex which can give rise to products of disproportionation or reversibly to starting chemisorbed NO species [253]. This chemistry should be considered in the analysis of isotopic effects.

The problem of the real active state of copper during catalytic reaction is even more complex when reducing agents (hydrocarbons, ammonia) and oxygen are present together with NO. XPS/XAES and EXAFS/XANES studies of Cu/ZSM-5 catalysts after various treatments or interactions with propene, O_2 and NO have been carried out by Shpiro et al. [197,198] who concluded that copper is predominantly in the $2+$ oxidation state under conditions relevant for selective reduction of NO in lean-burn engine exhaust gas [197]. In situ ESR monitoring of the state of copper ions during interaction of propene, NO and O_2 with Cu/ZSM-5 leads to the same conclusion [257], but the possibility of reduction of copper ions at low

temperature was observed. Grunert et al. [258] observed that the predominant oxidation state for copper was $2+$, but the presence of Cu^+ was also detected depending on the reaction conditions. Shpiro et al. [198] also suggested that isolated Cu^{2+} ions are responsible for propene activation and in particular the formation of a Cu allyl radical intermediate. Early studies on Cu/Y zeolites using UV and IR spectroscopies [259] indicated that Cu^{II} can be easily reduced to Cu^{I} upon adsorption of propene to form a Cu^{I} π -allylic intermediate. Liu and Robota [248,260] have suggested that this cuprous complex reacts with NO and O_2 to give N_2 and CO_2 , but also noted that the same complex is an intermediate for carbon formation. Propene conversion with Cu/Y catalysts has been thoroughly studied by Yu and Kevan [261–265] and Mochida et al. [266,267]. Their research was focused on the partial oxidation of propene to acrolein, but it is possible to conclude that unselective oxidation to CO_2 (aimed at the reaction in the treatment of lean-burn engine emissions) is correlated to the Cu^{2+} ions. Yu and Kevan [262] also noted that water vapour (a significant reaction product in hydrocarbon oxidation) alters both the mechanism of carbon deposit formation and that of hydrocarbon oxidation. Cu^{2+} ions have also been suggested as being responsible for the activity of Cu-Na/ZSM-5 catalysts in alcohol conversion [231]. Finally, Choi et al. [268] using X-ray absorption spectroscopy found evidence that Cu^{2+} -amine complexes are those responsible for the activity of these samples in NO reduction with ammonia/ O_2 .

The active state of copper during nitrogen oxides transformations is thus controversial. In situ time-resolved spectroscopic experiments with a simultaneous recording of the catalytic behaviour, possibly using also labelled compounds, are necessary to clarify this important question.

3.3.4 Open problems in the characterization of the properties of Cu-zeolite samples

The following area of research need in-depth studies for a better correlation between the nature of copper sites in Cu-zeolites and their reactivity in nitrogen oxides conversion:

1. Presence, structural characteristics, and stability during reaction and role in the conversion of nitrogen oxides of oxygen-bridging multinuclear (binuclear or with a higher nuclearity) copper species stabilized inside the zeolite channels; role of zeolite structure and preparation method in their formation; differences in the properties between multinuclear species inside the zeolite cavities and on the outer surface of zeolite crystallites; development of suitable spectroscopic methods for their identification and characterization.
2. Identification of the dynamic situation of copper species during the catalytic reaction; phenomena of redispersion, migration and interconversion between copper species; effect of co-adsorbent on the displacement and mobility of copper species; formation of metastable copper species (homogeneous versus heterogeneous behaviour of copper ions); dependence of siting and accessibility of isolated copper ions from gaseous molecules on the valence state of copper; development of in situ techniques to investigate the metastable nature of copper species during the catalytic reaction.

3. Shielding effect of zeolite lattice oxygen on Cu^{2+} and Cu^+ mono- or multi-coordination of gaseous reactants; role of zeolite oxygen softness on isolated copper ion reactivity; tuning of the properties of copper ions (spectroscopic, chemisorption and reactivity) by partial or total substitution of Al ions with B, In, Ga, etc. or Si with Ge in MFI zeolite; use of computer simulation to determine the local environment of isolated copper ions and estimate their chemisorption characteristics; computer simulation of the dynamics of molecular motion.
4. Relevance of the redox chemistry of copper ions on the chemisorption and surface transformations of nitrogen oxides; effect of gas phase or solid state modifiers on the copper redox reactivity.

3.4. Cuprates and other copper compounds active in conversion of nitrogen oxide

Several oxocuprates or copper-containing compounds have been tested in the past and found to show interesting activities in NO conversion with CO, NO and N_2O decomposition (see Section 2 and Table 1). However, a detailed discussion of the structural characteristics of these compounds is beyond the scope of this review. Reference is made to the comprehensive review of Müller–Buschbaum [269] who has reported the structural characteristics of several oxocuprates and compounds containing Cu^{2+} ions in closed polyhedra. Several of these compounds have been found to show interesting behaviour in the conversion of nitrogen oxides [see, for example, the special issue of *Catal. Rev.-Sci. Eng.* [270] devoted to catalysis by perovskite oxides].

4. Chemisorption and surface transformations of NO

NO is a widely used probe molecule for the study by infrared (IR) spectroscopy of the surface properties of transition metal ions in oxide matrices [138,271,272]. The coordination and activation of NO by transition metal ions in coordination complexes was instead widely discussed in Refs. [273–275].

4.1. Nature and role of nitrogen oxide adspecies in the decomposition of NO

The predominant mode of chemisorption of NO on isolated copper ions is a linear linkage through the nitrogen end with an electron transfer from the π^* level of NO to the d -orbital of the metal atom, followed by back-donation from the occupied d -orbitals of the metal to the empty π^* antibonding orbital of NO. The net electron transfer may thus vary from a $\text{NO}^{\delta+}-\text{M}^{\delta-}$ to a $\text{NO}^{\delta-}-\text{M}^{\delta+}$ situation depending on the entity of back-donation which is proportional to the local charge density on the metal ions. The NO stretching frequency of NO in the gas-phase falls at 1876 cm^{-1} ; this band shifts to higher frequencies when net electron transfer

is from NO to metal and in the opposite direction when net transfer is from metal to NO, because back-donation occurs through antibonding orbitals and thus determines a weakening of the N–O bond. Taking into account that Cu^{2+} has a d^9 and Cu^+ a d^{10} configuration, it is expected that the stretching frequency of NO chemisorbed on Cu^{2+} gives rise to a shift to higher frequencies with respect to the gas phase frequency, and to lower frequencies for chemisorption on Cu^+ . Giamello et al. [245] found, in agreement, a mononitrosyl band at 1912 cm^{-1} over $\text{Cu}^{2+}/\text{ZSM-5}$ and at 1811 cm^{-1} over $\text{Cu}^+/\text{ZSM-5}$. The frequency, however, depends on the coordination environment of the copper ions. On $\text{CuO}/\text{Al}_2\text{O}_3$, a mononitrosyl species on Cu^{2+} ions is found in the $1881\text{--}1910\text{ cm}^{-1}$ range and that on Cu^+ ions in the $1772\text{--}1786\text{ cm}^{-1}$ range depending on copper loading [137]. In particular, both bands were found to move to lower frequencies with increasing copper loading due probably to an increase in the lateral copper-to-copper interaction which in turn increases the local charge on the metal and thus back-donation to NO. The shift in the NO stretching frequencies in partially positive or negatively charged mononitrosyl species coordinated to copper ions in zeolites with respect to free NO molecules is always low in comparison with limiting cases for NO^+ (2354 cm^{-1}) and NO^- (1100 cm^{-1}) ions [245], showing that charge separation in copper–nitrosyl complexes in zeolites is limited anyway.

In the negatively charged mononitrosyl species ($\text{NO}^{\delta-}$) weakening of the N–O bond can suggest that this species is an intermediate in NO decomposition. Several years ago Van der Bleek et al. [276] proposed that requirements for the reduction of NO in the presence of oxygen include the coordination of NO over transition metals as NO^- together with reversible or no adsorption of O_2 . More recently Iwamoto et al. [246] proposed that NO reacts with Cu^+ to form $\text{Cu}^{2+}\text{--NO}^-$ (single, twin). Adjacent pairs are then supposed to react yielding N_2 , O_2 and Cu^{2+} . Hall and Valyon [247,277] also indicated that this species is the first step of the reaction, but suggested that the extra electron density present in the $\text{Cu}\text{--NO}^{\delta-}$ species allows the addition of a second NO molecule to form a dinitrosyl species. This intermediate is responsible for N–N bond formation and decomposition activity.

In the mechanism of NO decomposition over metallic Pt discussed [278] the first step is the formation of a $\text{M}^{\delta+}\text{--NO}^{\delta-}$ complex, but bond breaking occurs only when a positive contribution to the overlap integral between the antisymmetric π^* acceptor orbital of NO and unpaired antisymmetric orbitals of active sites is present. In $\text{Cu}/\text{ZSM-5}$ this positive contribution to the overlap integral cannot occur and thus the coordinated NO do not dissociate. However, when a potential surface hole is present due to a lattice oxygen vacancy, NO is trapped in the potential hole and dissociates due the local crystal field which gives the extra energy required for N–O breakage. This process of NO dissociation is fast and observed in a variety of cases on prerduced samples [279]. Furthermore, it is expected not to give rise to IR detectable transient adspecies. This mechanism of N–O bond breakage is basically different from that involving the formation of a $\text{M}^{\delta+}\text{--NO}^{\delta-}$ intermediate

complex such as over metallic Pt. For example, NO interacts from the oxygen side and does not require chemisorption on the transition metal. It is thus not correct to suppose a relationship between the nitrogen oxide adspecies detected by IR and the mechanism of NO dissociation over oxygen vacancies. Copper, however, may stabilize oxygen vacancies created by spontaneous reduction in Cu/ZSM-5 due to electron transfer, but it is expected that various other transition metals have the same function. The Cu/ZSM-5 is instead a very specific catalyst for the decomposition of NO. There is thus confusion in the literature about the relationship between nitrogen oxide adspecies observed by IR and the mechanism of the decomposition of NO. A reanalysis is thus helpful.

Gandhi and Shelef [16] observed in adsorption isotherm studies a faster and stronger adsorption of NO on Cu^{2+} than on Cu^+ ions. Giamello et al. [245] observed the formation of a $\text{Cu}^+-(\text{NO})_2$ dinitrosyl species with increasing NO pressure. At 77 K, when the NO pressure over $\text{Cu}^+/\text{ZSM-5}$ is increased an isosteric point is observed in the reversible interconversion from mononitrosyl (IR band at 1812 cm^{-1}) and dinitrosyl species (two IR bands at 1827 and 1734 cm^{-1}) [244] which clearly indicates that the two species interconverted. At room temperature, the situation is more complex since a mononitrosyl species over Cu^{2+} and Cu^+ ions [244,245] is present at the same time. This is due to the fact that already at room temperature Cu^+ ions are easily oxidized to Cu^{2+} by NO [244,245]. Earlier EPR studies [280] are in agreement with this indication. Reported in Fig. 7 is an example of the spectra obtained upon room temperature NO chemisorption on oxidized $\text{Cu}^{2+}/\text{ZSM-5}$. It can be noted that in the spectrum recorded after the short contact, the dinitrosyl species (two bands at 1827 and 1734 cm^{-1}) is clearly present. The presence of the band at 1812 cm^{-1} does not allow one to say whether or not the dinitrosyl may form over both Cu^+ and Cu^{2+} ions, but clearly shows that the IR results are not significantly different in the case of the predominant presence of Cu^+ or Cu^{2+} . The IR results of Valyon and Hall [277,281] are in general agreement with those discussed above, but the quality of the spectra is significantly lower, several additional bands not observed by other authors are present and a variable position of some bands is observed. The IR frequency of the $\text{Cu}^{2+}-\text{NO}$ species, for example, varies from 1895 to 1911 cm^{-1} in the various spectra. The IR results of Sepulveda-Escribano et al. [282], even though limited, are also consistent with the above indications.

Due to the higher ionic radius, Cu^+ ions isolated at room temperature are located in a more open position in the hexagonal or pentagonal rings facing the ZSM-5 channels as compared with Cu^{2+} ions [227]. At room temperature, the mobility of copper ions is limited and thus it is reasonable to expect that dinitrosyl species form from Cu^+ and not from Cu^{2+} , but due to the steric hindrance of facing lattice oxygen and not for electronic reasons. In fact, it may be expected from orbital overlap and electrostatic repulsion considerations that the coordination of a second NO molecule is easier on a $(\text{Cu}^{2+})^{\delta-}-\text{NO}^{\delta+}$ complex than on a $(\text{Cu}^+)^{\delta+}-\text{NO}^{\delta-}$ complex. Detailed quantum-mechanical calculations, however, are necessary to

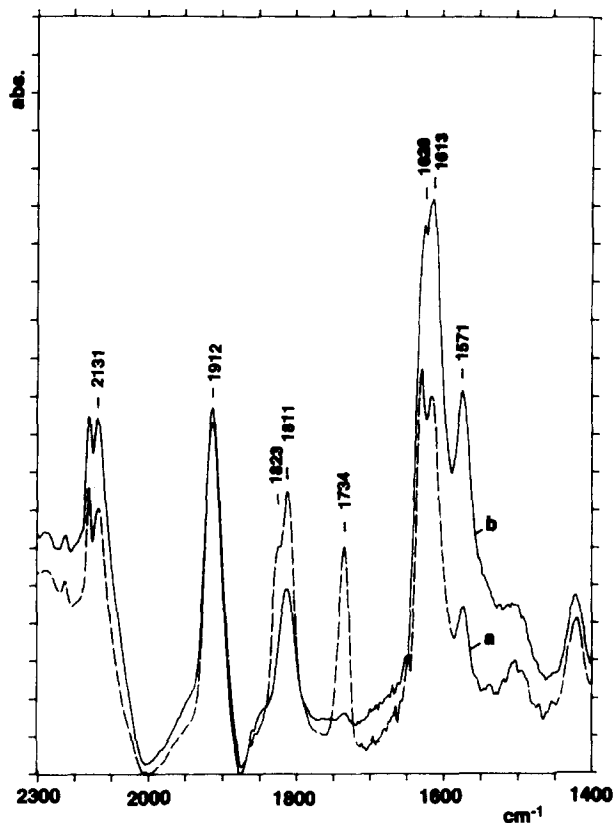


Fig. 7. Infrared spectra of a Cu/ZSM-5 catalyst ($\text{SiO}_2/\text{Al}_2\text{O}_3 = 49$, $2\text{Cu}/\text{Al} = 115$ molar ratios) in contact with NO at room temperature for 10 min (a) and 30 min (b) [239].

solve this question. At higher temperatures the copper ions tend to be displaced to more open positions during the catalytic reaction. During reaction, therefore, the situation may be significantly different than at room temperature. Valyon and Hall [277] also have reported spectra recorded at high temperature, but due to the absence of studies by dosing NO pressure limited conclusions from their data can be derived. The formation of dinitrosyl species over Cu^{2+} ions is thus an open problem.

The possible role of dinitrosyl species in the mechanism of NO decomposition is also unclear. Shown in Fig. 7 is the comparison of the IR spectra of nitrogen oxides adspecies recorded after 10 and 30 min of contact of the preoxidized Cu^{2+} / ZSM-5 catalyst with gaseous NO at room temperature. Two significant changes occur as a function of time-on-stream: (i) the dinitrosyl species disappear and (ii) simultaneously the intensity of a series of bands in the $1500\text{--}1650\text{ cm}^{-1}$ region increases. These bands are due to nitrite/nitrate species bridged or linearly bonded to surface ions. Giamello et al. [245] obtained analogous IR results and they observed that these bands are comparably less intense over Cu^{2+} / ZSM-5 than over Cu^+ / ZSM-5, similarly to that found for the relative intensity of the dinitrosyl

species. Spoto et al. [244] also found comparable results, even though they observed only a single broad absorption band in the 1400–1500 cm^{-1} region, probably due in their case to the presence of a single type of nitrite species. However, their time-resolved results also suggest a correlation between disappearance of the bands of dinitrosyl species and formation of nitrite/nitrate species. The results of Valyon and Hall [277,281] are consistent with these indications, but they also observed the presence of chemisorbed NO_2 . Iwamoto et al. [238], on the contrary, did not analyze these bands.

Other small IR bands in the 2000–2300 cm^{-1} region have been observed by all authors, even though also in this case some small differences are present. These bands can be attributed to chemisorbed NO_2 (a small band at 2130 cm^{-1} , correlated to intensity of bands at around 1600 cm^{-1} ; see Fig. 7) and possibly to chemisorbed N_2O (2249 cm^{-1}). The latter, however, do not vary significantly with time-on-stream [244] (see also Fig. 7). In addition, bands in this region may also be due to copper nitride (Cu_3N) species [283–285]. Copper nitride was detected by XPS/FT-IR characterization in $\text{YBa}_2\text{Cu}_3\text{O}_7$ after decomposition of NO [286]. A further more detailed analysis of these bands may be necessary.

In summary IR data give useful indications about the reaction mechanism, even though some additional specific studies may be necessary. In particular, IR data indicate that the disappearance of the dinitrosyl complex leads to the formation of chemisorbed NO_2 or nitrite/nitrate species. Oxygen released in the transformation of dinitrosyl species remains bound to the surface and does not desorb, but preferentially reacts with a NO molecule to form nitrite/nitrate species which are relatively stable. Further NO molecules therefore do not react with isolated copper ions, but rather with $\text{Cu}-(\text{NO}_x)$ like complexes. This is the basis of the mechanism proposed by Spoto et al. [244] and Giamello et al. [245] in contrast with the hypotheses suggested by (i) Iwamoto et al. [238] that single, twin negatively charged mononitrosyl species react together to give $\text{N}_2 + \text{O}_2$, (ii) Valyon and Hall [277,281] that the dinitrosyl is the direct intermediate to $\text{N}_2 + \text{O}_2$ and (iii) Sarkany and Sachtler [193,287] that NO adsorbs on $[\text{Cu}-\text{O}-\text{Cu}]^{2+}$ complexes forming Cu^+-NO^- type species which decompose regenerating the initial complex. The question must be viewed in terms of the stability of nitrite/nitrate copper species and relative rate of oxygen desorption or reaction with NO at the temperatures of the catalytic tests [288]. Data on these topics are limited, but some useful indications exist in the literature. Li and Armor [289] have observed in temperature-programmed experiments that at room temperature N_2O and N_2 form during NO adsorption, but the activity rapidly disappears. During consecutive thermodesorption, several desorption peaks for NO were observed, the highest of which is also associated with oxygen desorption. Hierl et al. [290] observed over a $\text{CuO}/\text{Al}_2\text{O}_3$ catalyst that reduced copper ions are initially active for NO decomposition, but oxygen adatoms are retained on the surface and react with NO to form nitrite/nitrate species. They also observed that nitrite species may disproportionate to NO and nitrate and that the thermal stability increases with increasing oxidation state

of nitrogen in nitrogen oxides adspecies. In transient catalytic experiments over Cu/ZSM-5 Centi et al. [291] concluded that the order of stability increases in the following order: NO or $(\text{NO})_2 \ll \text{NO}_2 \ll \text{NO}_3$.

They found, in particular, that copper nitrate is particularly stable and gives rise to inhibition of the catalytic activity during NO reduction with propane/ O_2 . Schay and Guzzi [292] used transient catalytic tests to study the decomposition of NO over Cu/ZSM-5 and observed (i) an initial overshoot in N_2 formation and (ii) NO poisoning the catalytic activity.

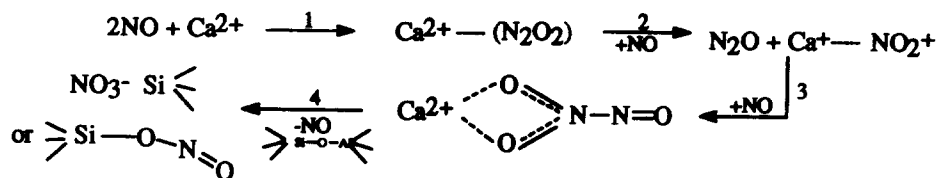
Combining these indications with IR data it is possible to suggest the following sequence of surface modifications which occur during the catalytic decomposition of NO over Cu/ZSM-5:

1. Initially on the sample activated in He flow, Cu^+ sites are present due to the spontaneous reduction of zeolite copper sites.
2. NO interacts with these reduced copper sites forming reasonably a dinitrosyl intermediate complex which decomposes forming N_2 or N_2O (depending on reaction temperature), but leaving oxygen adatoms on copper ions.
3. NO reacts with these oxygen adatoms forming nitrito species or by further conversion, nitrate species.
4. Nitrate species are relatively inactive and reduce the surface reactivity. The magnitude of the poisoning effect depends on the relative rate of decomposition of the nitrate species versus its rate of formation which in turn depends on oxygen concentration. Oxygen thus inhibits decomposition because it enhances the formation of less active species more than inhibiting the spontaneous desorption of oxygen.

In this surface model, copper-nitrito complexes are those responsible for catalytic activity by further NO chemisorption in analogy with mechanisms proposed by Spoto et al. [244] and Giamello et al. [245]. This mechanism is that prevailing under stationary conditions, whereas that involving a dinitrosylic intermediate is effective only under transient conditions (initial overshoot in N_2 formation [292]). The thermal stability of the nitrito complex and its rate of transformation to less active nitrate species explain the presence of a maximum in activity as a function of the reaction temperature. However, several aspects of this model of surface reactions of nitrogen oxide adspecies (their thermal stability and surface reactivity in the presence of increasing partial pressures of NO, the formation of copper nitride species, the modification of the nature of adspecies at high temperature, etc.) need further more detailed studies for their confirmation. Temperature-programmed surface reaction experiments in the presence of O_2 and NO appear to be useful together with spectroscopic studies and possibly theoretical modelling using a quantum-mechanical approach. It should be observed, however, that the suggested reaction mechanism is in agreement with kinetic evidence [239,240].

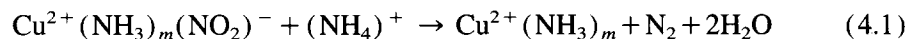
4.2. Effect of O_2 on nitrogen oxide adspecies

The discussion in Section 4.1 of the mechanism of NO decomposition over Cu/ZSM-5 showed the central role of oxidized nitrogen oxide adspecies on the surface



Scheme 1. Reaction mechanism proposed by Chao and Lunsford [253] for the disproportionation of NO over CaY.

reactivity of zeolites. When gaseous oxygen is fed together with NO, the oxidation of NO as a key step in the reaction mechanism is more evident. In the reduction of NO with hydrocarbons in excess oxygen, several authors agree in suggesting that the oxidation of NO to NO₂ is the first step in the reduction of NO to N₂ [293–300]. Blanco et al. [94] and Centi et al. [137] have suggested that NO₂ is also involved in the mechanism of reduction of NO in the presence of ammonia/oxygen over alumina-supported copper catalysts. In contrast, direct evidence regarding the role of oxidized nitrogen oxide adspecies in the high temperature reduction of NO with NH₃/O₂ over zeolites has not been reported, but recent results [301,302] strongly support this statement. Furthermore, Mizumoto et al. [36] proposed in the past that in the low-temperature (about 100°C) anaerobic reduction of NO with ammonia over Cu²⁺-Na/Y, the key reaction is as follows:



Since oxygen is absent, the copper-amino nitrite complex derives from the disproportionation of 3 NO molecules to give N₂O + NO₂ in the presence of the copper-amino complex anchored to the zeolite framework. The disproportionation of NO over zeolites has been known for several years [255] and its mechanism has also been studied in detail using infrared [253] and electron spin resonance [254] spectroscopies. The reaction mechanism proposed is outlined in Scheme 1. NO reacts with a stabilized surface N₂O₂ dimer to form N₂O and (NO₂)⁺. Due to the electrostatic field of zeolite, the further reaction with a NO molecule forms a N₂O₃ surface complex which is stabilized by the zeolite field in comparison to the gas phase. At higher temperatures this N₂O₃ adspecies may transform to a nitrate or covalent nitrite species by reaction with lattice oxygen. When a transition metal ion is present (Ni²⁺) [254], electron transfer reactions are accelerated, but the above adspecies are also better stabilized due to the modification of the Madelung energy of the crystal. It should be noted that the Madelung site potential is not only important as regards the possible influence on stability and pathways of surface transformations of chemisorbed species, but also as regards the reactivity characteristics of transition metal ions, as suggested by Moretti [303] when discussing the Auger parameters of Pd and Cu intrazeolite ions or entrapped clusters.

Recently, the disproportionation reaction of NO over MFI zeolites (H-, Na-ZSM-5 and silicalite) was also studied using ¹⁵N-NMR spectroscopy [304]. Even though using this spectroscopy some of the species detected by IR or ESR were not observed due to their large line broadening, it was possible to show the formation

of N_2 and N_2O , probably through the decomposition of N_2O_3 . The technique, however, made it possible to analyze the reactivity of surface nitrogen oxide adspecies upon addition of O_2 and/or NH_3 [304]. Oxygen considerably modifies the nature of adsorbed species, leading to the formation of a not well identified N_xO_y ($y > x$) adspecies, different from a nitrate. Upon NH_3 adsorption, a $NO \cdot NH_3$ complex forms as shown by the presence of an ^{15}N isotopic exchange from NO and NH_3 . This complex gives rise to the formation of N_2 , but when oxygen is also co-adsorbed the rate of N_2 formation is enhanced considerably due to the formation of a $N_xO_y \cdot NH_3$ complex. This complex is different from ammonium nitrate, the presence of which is also detected, but which plays a less important or negligible role for N_2 formation. It is interesting to note that these conclusions are analogous to those obtained using different techniques (IR and ESR coupled to non-stationary catalytic tests) in the study of the mechanism of reduction of NO to N_2 with NH_3/O_2 over copper-on-alumina catalysts [137,305].

The results of the study of the disproportionation reaction and surface transformations in the presence of oxygen illustrates that products of the reduction of NO (N_2O , N_2) may form as a consequence of surface reactions involving higher nitrogen oxides [306]. It is known that oxygen promotes the chemisorption of NO and its conversion over oxides and zeolites [279,291,306–409] with a maximum conversion of NO at about $350^\circ C$ as expected on the basis of the equilibrium reaction [297,309,310]. Centi et al. [279,291] have observed, however, that the NO oxidation over $Cu/ZSM-5$ in a continuous flow reactor leads to the formation of small, but not negligible, amounts of N_2 and N_2O together with NO_2 . The reaction occurs at $250^\circ C$ in the absence of ammonia, hydrocarbons, etc. or reducing pretreatment of the catalyst and must be attributed to surface transformations (probably disproportionation/decomposition) involving higher nitrogen oxide adspecies, since their formation in the absence of oxygen at the same reaction temperature is negligible. The results obtained are summarized in Fig. 8a which reports the response observed at $250^\circ C$ when a step change in the concentration of NO is made in an O_2 /helium flow. The dotted lines represent the response obtained without the catalyst and the solid lines that with the catalyst. It is shown that apart from the two initial peaks in N_2 and N_2O formation, the amount of N_2 and N_2O increases after about 2 min of time-on-stream in coincidence with initial detection of NO_2 in the gas phase. The comparison of the response curves for NO with or without the catalyst (Fig. 8a) shows, furthermore, that high amounts of NO remain chemisorbed on the catalyst at $250^\circ C$, as also seen from desorption experiments after these catalytic tests [291]. This is in agreement with results of Arai et al. [105] suggesting a co-operative adsorption of NO and O_2 as a key step for NO_2 formation over Cu^{2+} -zeolites. In the reverse experiment of a step change of O_2 concentration over the catalyst maintained in a flow of NO in helium (Fig. 8b), an initially larger activity in the conversion of NO to N_2 and N_2O is observed, which clearly derives from the promotion effect of oxygen on surface transformations. However, the activity later decreases even though it remains higher than in the absence of oxygen. This result

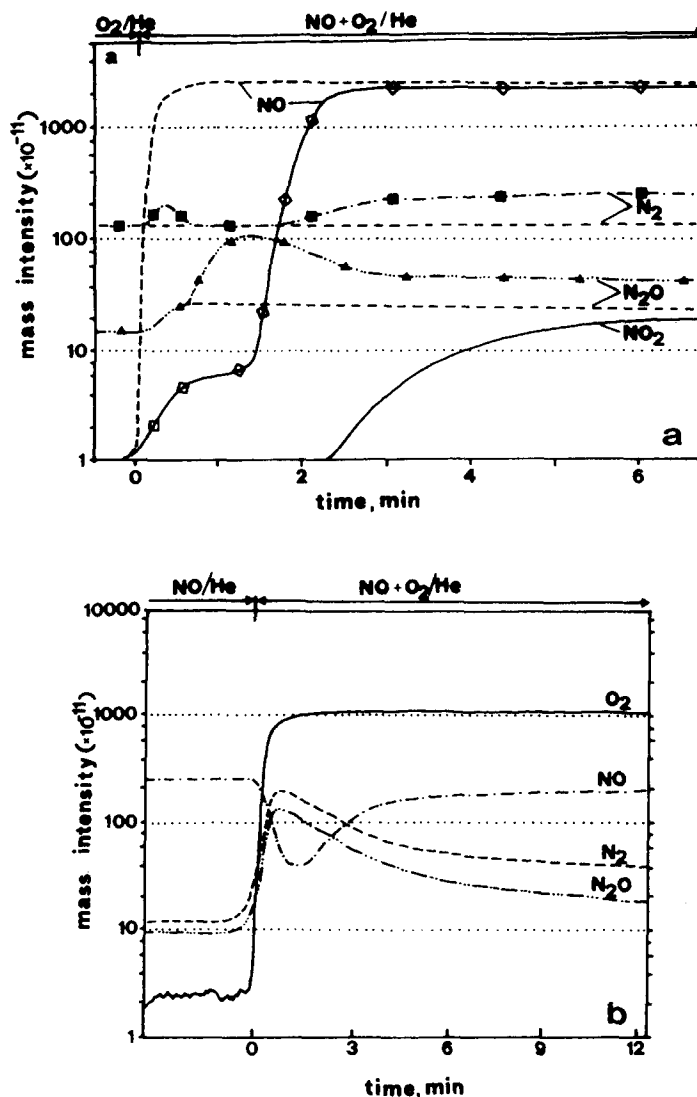


Fig. 8. (a) NO step-change experiments at 250°C over Cu/ZSM-5 in a flow of oxygen in helium [291]. Solid lines: mass intensity response during experiments in the presence of the catalyst. Dotted line: response when the catalyst is substituted with quartz pellets. (b) O_2 step-change experiments at 250°C over Cu/ZSM-5 in a flow of NO in helium [291].

indicates that initially oxidized nitrogen oxide adspecies are more reactive in the presence of NO towards the formation of N_2 and N_2O , but their transformation, probably to surface nitrate, leads to a decrease in the surface reactivity. It should be pointed out that the reaction temperature for these experiments (250°C) is significant in regard to the NO reduction with hydrocarbons/ O_2 , since Cu/ZSM-5 is already active above 200°C [291].

Higher nitrogen oxides such as N_2O_3 may thus play a significant role in the pairing reaction of the nitrogens, as suggested by Adelman et al. [256]. Shelef et

al. [295], in agreement, showed that at short residence times, with excess reductant and in the absence of oxygen, the NO_2 itself is reduced only back to NO , just as various other oxides [311]. For the selective reduction of NO_2 to N_2 (N-pairing), instead, strongly oxidizing conditions are required, just as for the complete reduction of NO . Burch and Millington [312] have also proposed that $\text{NO} \cdot \text{Cu}^{2+} \cdot \text{NO}_2$ is the active intermediate over Cu/ZSM-5 in the reduction of NO with hydrocarbon and O_2 .

4.3. Influence of co-adsorbents on the nature and reactivity of surface copper complexes with nitrogen oxides

Ammonia readily reacts with copper ions especially in zeolite cavities forming copper–ammine complexes that have been characterized by several techniques such as adsorption measurements [24,31], X-ray diffraction [313], ESR [38,314–316], IR [38,315,317] and X-ray absorption [268] spectroscopies. At room temperature a tetra-amino Cu^{2+} complex with a square planar symmetry forms. At higher temperatures, this complex may release part of the NH_3 coordinated molecules forming a distorted tetrahedron. Over Cu^+ ions, ammine complexes of $[\text{Cu}(\text{NH}_3)_2]^+$ stoichiometry have been identified [24]. All copper–ammine complexes are thermally unstable upon evacuation. Choi et al. [268] have suggested their presence in Cu-mordenite catalysts after tests at 250°C in the $\text{NO} + \text{NH}_3 + \text{O}_2$ reaction, but in situ evidence was not given. In Cu/ZSM-5 [302] copper dimers coordinating ammonia and NO_2 have been instead suggested.

Coordinated ammonia changes the chemisorption characteristics of the copper ion. Huang [24] has observed that oxidation by oxygen of a Cu^+ -Y zeolite is much faster in the presence of ammonia. Adsorption of carbon monoxide may result in the displacement of one ammonia molecule, but the CO vibration frequency is different than in the complete absence of ammonia, because the higher electron density of copper due to ammonia ligands increases the amount of π back-bonding to CO [317,318].

NO coordinates in an analogous way to carbon monoxide. Tri- and tetra-ammine copper complexes with a NO molecule as a ligand were proposed by Williamson and Lunsford [38] on the basis of IR and ESR data. X-ray absorption experiments [268] indicate, even though they do not constitute proof, the existence of these complexes also in Cu-zeolites after catalytic tests in the $\text{NH}_3 + \text{NO} + \text{O}_2$ reaction.

Oxygen greatly promotes the NO conversion over Cu-Na/Y for temperatures above 120°C [37], but no spectroscopic evidence was reported to demonstrate the possible change or lack of change in the copper–ammine–mononitrosyl complex. Mizumoto et al. [36,37] have proposed the formation of a $\text{Cu}^{2+}(\text{NH}_3)_m(\text{NO}_2)$ complex, whereas Lunsford and co-workers [38,39] have suggested that this complex does not form or in any case does not play a role in the reduction of NO . Definitive conclusions from these studies on the role of oxygen co-adsorption, however, cannot be derived.

The formation of these complexes is influenced by various other co-adsorbents, but the effect depends on reaction conditions. Water vapour considerably inhibits conversion of NO due to both competitive adsorption on copper ions [37] and an induced reconstruction of copper coordination. The two effects depend differently on temperature. Recent data [301] on the effect of the pretreatment of Cu-Y zeolites in the reduction of NO with ammonia lead to analogous conclusions. SO₂ inhibition also depends on the reaction temperature and is less above 300°C, due to the volatilization of the ammonium sulphate or bisulphate formed [119,319,320]. In the presence of SO₂ other species may also form such as a copper species surrounded by various sulphate anions [268] and, due to zeolite dealumination, a Cu–Al sulphate [37]. The former was also proposed by Hamada et al. [195] to be present in SO₂-deactivated Cu/ZSM-5 catalysts for decomposition of NO. Iwamoto et al. [321] noted, however, that the catalytic activity of Cu/ZSM-5 is inhibited slightly by SO₂ during the reduction of NO with propene/O₂, but inhibited considerably during NO decomposition. Therefore, the two reactions are influenced differently by the change in the coordination environment of copper, showing the limitation of possible generalizations.

The relationship between modification of copper chemisorption characteristics in the presence of co-adsorbate forming stable species, however, may be more complex. In Section 3.3.2 it was shown that in the presence of water or ammonia in the gas phase, copper ions may relocate to more open positions in the zeolite where they are more prone to coordinating molecules [209,261–265,317,322]. The formation of more stable complexes such as in the case of sulphate probably may limit this relocalization process. Therefore, not only the electronic characteristics of the coordinating copper ion may be influenced by the formation of these complexes, but also its mobility and possibility of coordination with multiple molecules. On the other hand, the easier mobility of the copper ions inside the zeolite should have a negative influence on the long term stability. Various data show deactivation of Cu/ZSM-5 during reaction [323,324] and the possibility to form large CuO crystallites [213,214]. An inhibition of copper mobility therefore may have a negative effect in short term experiments, but may be positive in longer term experiments limiting the growth of copper particles. In copper-on-alumina catalysts for the simultaneous removal of SO₂ and NO_x, for example, it has been shown that surface sulphate species on alumina limit the rate of copper sintering, maintaining the catalyst in a highly dispersed state even after severe reaction conditions [84,86].

The study of the influence of co-adsorbate on the deactivation behaviour, however, is very complicated due to the presence of several simultaneous and inter-related effects. Water, for example, causes zeolite dealumination due to a steaming effect [325] and destruction of the zeolite framework due to the growth of CuO crystallites [213,214]. The presence of water also leads to modifications in the chemisorption of the reagents and may have an effect on the reoxidation of reduced copper [157,265] and the increase in chemically adsorbed oxygen [326]. Catalytic studies alone therefore do not make it possible to discriminate between the various

factors, even when coupled with an extensive characterization of the deactivated catalysts. In situ studies with simultaneous recording of the change in catalytic activity are necessary not only for an understanding of the reaction mechanism, but also of the deactivation mechanism. Especially when complex feedstocks are used such as in direct tests of the performances of metal exchanged zeolites in the treatment of real motor vehicle emissions, the complexity of the phenomena prevent detailed conclusions on the deactivation phenomena. For example, CO is a significant component of vehicle emissions, but has multiple effects due to the fact that it: (i) participates in the mechanism of NO reaction, (ii) changes the nature of the copper complexes, (iii) displaces adsorbed NO [327], and (iv) may form volatile transition metal–carbonyl complexes. These effects overlap those previously mentioned, but it is reasonable to expect synergetic negative effects in several cases, which in some cases can lead to very rapid deactivation [328].

Little information can be found in the literature regarding the effect of co-adsorption phenomena on the surface reactivity of copper-based catalysts for nitrogen oxides transformation. There are several possibilities to be considered, such as (i) enhanced chemisorption in the presence of co-adsorbates (for example, the previously cited higher O₂ chemisorption of copper–ammine complexes with respect to copper ions in Cu-Y [24]), (ii) co-adsorbate induced surface reconstruction (for example, the change in coordination and zeolite localization of copper ions during reaction — see above), and (iii) the specific depressing of side reactions (water assists the partial oxidation of propene due to the inhibition of side reaction of oligomerization [265] and the inhibition of the rate of ammonia oxidation to N₂ over copper-on-alumina upon NO chemisorption [137]). In zeolites, other additional co-adsorption related effects may also play a role, such as the kinetic antagonism suggested by Cho [329] to explain the inhibition by C₂H₄ on the diffusion–adsorption of C₃H₆ during NO reduction tests by hydrocarbons/O₂ over Cu/ZSM-5, in contrast to the behaviour observed in the absence of ethylene. Much more attention should be given to the study and understanding of co-adsorption phenomena, especially under reaction conditions close to those of the catalytic tests.

5. Transformations of nitrogen oxides with enzymes

The bioinorganic chemistry of copper plays an essential role in several human life activities and in the global nitrogen cycle [330–335]. Denitrification, the dissimilatory transformation of nitrate or nitrite to gaseous products (N₂O and/or N₂), is a central process in the biological nitrogen cycle responsible for depleting the soil of nitrogen necessary for plant growth and for production of N₂O. Important enzymes involved in denitrification include nitrite and nitrous reductases that have copper in their active sites [109–112,336–351] and their analogies with solid copper-based catalysts have been suggested recently [109].

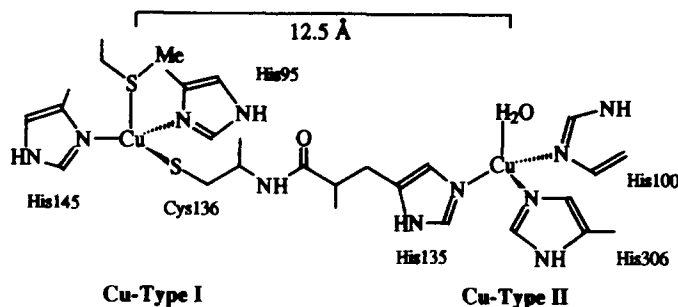
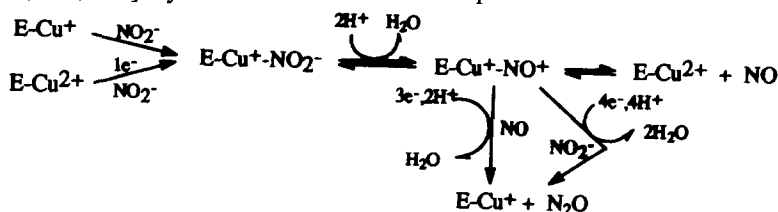


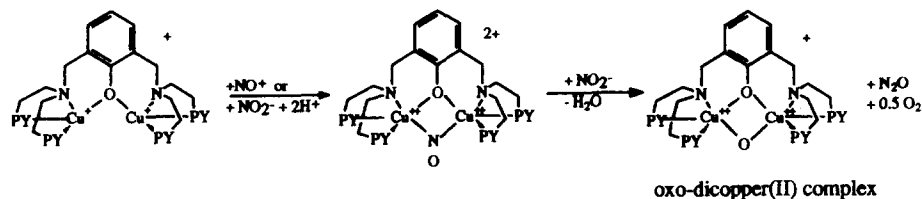
Fig. 9. Schematic representation of copper sites in nitrite reductase from *Achromobacter cycloclastes* [336].

Copper enzymes have been isolated in several denitrifying bacteria (see Suzuki et al. [337] and Libby and Averill [344] and references therein). However, the copper enzyme nitrite reductase from *Achromobacter cycloclastes* is studied in more detail [112,336,337,343,344,347,351]. A schematic representation of the copper sites in the enzyme is shown in Fig. 9. The enzyme contains two well separated copper ions ($\text{Cu}\cdots\text{Cu} = 12.5 \text{ \AA}$), one copper being bound to ligands typical for type 1 centres (blue copper with a trigonal-planar ligand set) and the other (type 2 centre, non-blue copper with the four coordinated ligands in a tetragonal array) being coordinated by three histidines and a labile aquo moiety. The two copper ions are connected by a His–Cys (Histidine–Cysteine) sequence, where His is coordinated to the type 2 Cu and Cys to the type 1 Cu. The environment of the type 1 Cu is found in several other copper containing electron-transfer proteins, whereas more debate exists about the presence of type 2 Cu in the various copper enzymes [344]. The two types of copper sites have distinct spectroscopic features. For example, an EPR hyperfine splitting with small A_{\parallel} values of $30\text{--}70 \cdot 10^{-4} \text{ cm}^{-1}$ defining type 1 Cu and larger A_{\parallel} values of $130\text{--}180 \cdot 10^{-4} \text{ cm}^{-1}$ defining type 2 Cu [347]. The two copper sites play different roles in the mechanism of nitrite reduction. Type 1 Cu has the function of transferring electrons to type 2 Cu, whereas type 2 Cu is responsible for the binding and reduction of nitrite to NO or N_2O [336,340,344,352].

Shown in Scheme 2 is the mechanism of reduction of nitrite at type 2 Cu sites in nitrite reductase from *Achromobacter cycloclastes* [109,343,344]. The copper-nitrite complex formed either from reduced or oxidized forms of the enzyme [348] is transformed to a labile cuprous-nitrosyl complex ($\text{Cu}^+ \text{--NO}^+$) [109,112,337,343] by direct reaction or in the presence of 2H^+ and an electron,



Scheme 2. Mechanism of reduction of nitrite anions on type II copper sites in nitrite reductase from *Achromobacter cycloclastes* [109].



Scheme 3. Mechanism of reduction of nitrite in a biomimetic di-copper complex [345].

the latter case for the oxidized enzyme. The copper–nitrosyl intermediate is the key compound of the reaction, but its direct characterization in the enzyme is difficult. Several studies have been done to synthesize mimetic compounds of the enzyme [110] or of the copper–mononitrosyl intermediate [109,349] and compounds that mimic some steps in the reaction pathway [345]. The copper–mononitrosyl intermediate may also form directly by reaction of NO with the oxidized form of type 2 Cu (Cu^{2+}), besides that through reduction of nitrite. This double pathway of formation explains the presence of a ‘NO-rebound mechanism’ [343], i.e., that the reaction of the enzyme with nitrite in the presence of NO increases the N-pairing reaction (N_2O formation), whereas the rapid removal of NO (reduction product of nitrite) avoids the production of N_2O . Isotopic experiments with $^{15}\text{NO}_2^-$ in the presence of ^{14}NO clearly demonstrate the above mechanism [343]. The copper–mononitrosyl intermediate may thus decompose or react with a second NO or $(\text{NO}_2)^-$ molecule to give the product of N-pairing (N_2O). The role of the second copper site (type 1) is to shuttle electrons to type 2 Cu via a dipeptide bridge during catalysis [353,354].

These results indicate some main concepts which may be relevant for an understanding of the catalytic behaviour of copper sites on solid surfaces:

(a) The intermediate in the formation of the product of N-pairing (N_2O) is a Cu^+-NO^+ complex which may form either by reaction of NO with Cu^{2+} or by reduction of a $\text{Cu}^+-\text{NO}_2^-$ adduct.

(b) Attack of a second NO or nitrite molecule (especially the latter [343]) on the partially positive mononitrosyl intermediate yields the product of N-pairing (N_2O), whereas in the absence of rapid reaction with these other molecules, the intermediate complex decomposes. The mechanism of reaction of a metal–nitrosyl compound with nitrite has been shown to occur in biomimetic copper complexes [345] that also mediate N–N coupling reactions starting both with nitrite or NO. In the latter case Paul and Karlin [345] have suggested an alternative possible pathway via a dinitrosyl intermediate.

(c) A cooperative mechanism occurs between two copper sites, the first with the function of nitrite binding and reduction and the second with the function of shuttling electrons to the first. Apart from the electron transfer, the nitrite reduction occurs on a single copper ion. Oxygen bridged dinuclear copper complexes have also been shown to reduce nitrite (Scheme 3). The dicopper(I) complex reacts with a nitrosonium cation (NO^+) or a nitrite to give a stable $(\text{Cu}^{\text{II}})_2-\text{NO}^-$ complex that reacts with another nitrite to give N_2O and an oxo-dicopper(II) complex. A

significant difference with respect to the mechanism on a single copper site (Scheme 2) is that Cu^{2+} ions rather than H^+ help drive the oxo-transfer, trapping O^{2-} and producing Cu-O-Cu complexes. The reaction of the dicopper(II) complex with NO, on the other hand, gives directly the oxo-dicopper complex and N_2O , probably via a $\text{Cu}^{\text{II}}-(\text{NO})_2-\text{Cu}^{\text{II}}$ dinitrosyl intermediate [345]. The reaction of $(\text{NO}_2)^-$ with the $(\text{Cu}^{\text{II}})_2-\text{NO}^-$ complex generates $\text{Cu}^{\text{II}}-(\text{N}_2\text{O}_3)^{2-}-\text{Cu}^{\text{II}}$ or $(\text{NO}^-)-\text{Cu}^{\text{II}}\dots\text{Cu}^{\text{II}}-(\text{NO}_2)^-$ complexes depending on which species, NO^- or Cu^{II} , is present [345,355].

The ν_{NO} in the $(\text{Cu}^{\text{II}})_2-\text{NO}^-$ complex is found at 1536 cm^{-1} and at 1460 cm^{-1} in the dinitrosyl $\text{Cu}^{2+}-(\text{NO}^-)_2-\text{Cu}^{2+}$ complex [345] and therefore at considerably lower frequencies than in analogous species over copper ions in zeolites (see Section 4.1). In analogous mononuclear copper nitrosyl complexes [109,349] the ν_{NO} band is found at higher frequencies (about $1710\text{--}1720\text{ cm}^{-1}$) depending on the coordination environment for copper, indicating that a considerable shift to lower frequencies is expected when NO coordinates as a bridging ligand on a binuclear copper site rather than on a single copper ion. The problem of NO coordination in mononuclear versus binuclear copper centres in solid copper-based catalysts, however, has not been analyzed in the literature, even though several authors have proposed the presence of such binuclear copper sites, oxygen bridged, in zeolite or supported catalysts (see Section 3).

The second step of N_2O reduction to N_2 in biological systems is made by a different type of enzyme, N_2O reductase, the terminal enzyme in a complete denitrification pathway. All N_2O reductases isolated to date are complex multicopper enzymes; those from *Pseudomonas stutzeri* and *Paracoccus denitrificans* are the most studied [111]. The native enzyme may be isolated in various forms and contains a maximum of eight copper ions per protein molecule. The high-activity form of N_2O reductase from *P. stutzeri* (purple; called $\text{N}_2\text{OR-I}$) [111,350] contains Cu_A -type sites [111] and is characterized by the presence of $\text{Cu}^{\text{II}}\dots\text{Cu}^{\text{I}}$ centres [356]. EPR and ENDOR data also indicate that at least one cysteine and one histidine are ligands of Cu_A and that substantial spin density is delocalized in the cysteine sulphur [$\text{Cu}^{\text{I}}-\text{S}^-$] [357]. The role of the purple Cu_A site is not clear, but Riester et al. [350] have suggested that its function is to flow electrons to a second copper site (a Cu^{2+} site which interacts magnetically with Cu_A) binding the N_2O molecule, and determining the cleavage of the N–O bond.

Analogously to nitrite reductase (NiR) the role of binuclear copper sites is not that of determining a cooperative activation of the nitrogen oxide (for example, as a bridging ligand), but instead one copper has the function of binding the molecule and the second that of shuttling electrons to cause cleavage of the N–O bond. NO, however, has a different effect on the activity of the two NiR and N_2OR enzymes. In the first case, NO promotes nitrite reduction via a N-pairing pathway (N_2O formation, see the above discussion regarding the ‘NO-rebound mechanism’), whereas in the second case NO inhibits the reduction of N_2O [350], probably coordinating at the Cu_A centre and inhibiting electron transfer. In both enzymes,

CO inhibits the reaction, because it displaces coordinated NO [350] and reduces charge density at the copper site responsible for electron transfer [350]. NO or CO coordination to electron-transfer copper sites [Cu^I sites linked to a sulphur atom or a cysteine unit which stabilizes by resonance the charge on copper] reduces their electron-transfer activity due to backdonation to coordinated molecules. In the case of the N-pairing reaction, this negative effect on the rate of nitrite reduction due to NO coordination is compensated by the positive effect on the rate of the N-pairing reaction. NO increases the concentration of the labile copper–nitrosyl complex, the intermediate step to the formation of the active (NO⁺)–Cu–(NO₂)[–] complex. In N₂O reductase on the other hand, only the negative effect of inhibition of the electron-transfer function is present, the same effect shown by CO coordination.

In conclusion, data on the copper enzyme activity in nitrite and nitrous oxide reduction indicate the role of multiple copper sites in the mechanism of transformation, but a two-function synergetic mechanism is involved rather than a cooperative mechanism. Copper–nitrosyl species form, but over Cu^{II} ions from NO and over both Cu^{II} and Cu^I from nitrite. Cu^{II} centres are also those suggested to be responsible for coordination of N₂O molecules, whereas a second copper centre (linked to a sulphur atom that stabilizes the charge on copper by resonance) has the function of shuttling electrons to the first copper site in order to cause cleavage of the N–O bond. The active copper complex responsible for the N-pairing reaction to N₂O has strong analogies with that suggested as being responsible for N₂ formation from NO over Cu-zeolites which involves coordination of both a nitrite anion and a nitrosonium cation at the same copper centre. The nitrosyl–copper complex, precursor of the active complex, may form via different reaction pathways, but is rather labile. Various coordinating molecules such as CO may displace NO inhibiting the reaction rate, but have the additional negative effect of coordination at copper sites responsible for the electron transfer function, thus reducing the ability of these copper sites to transfer the electrons necessary for cleavage of the N–O bond.

6. Relationship between copper species and activity in conversion of nitrogen oxides

6.1. Synergetic cooperation between active sites in the direct decomposition of NO

It is widely accepted that copper ion-exchanged MFI zeolites show enhanced catalytic properties in the decomposition of NO as compared to other copper-zeolites and copper-supported oxides [9–12,44,48]. However, in zeolites like faujasite and mordenite there is a partial localization of copper ions in cavities with restricted access to gaseous reactants (see Section 3.3.2), and usually these samples were utilized with a SiO₂/Al₂O₃ ratio considerably lower than that present in

Cu/ZSM-5 zeolites. The specific activity per copper ion depends on the $\text{SiO}_2/\text{Al}_2\text{O}_3$ ratio, notwithstanding some contrasting results in the literature [44,358]. Therefore, it is necessary to re-evaluate the performances of samples (i) with different zeolite structure, but the same $\text{SiO}_2/\text{Al}_2\text{O}_3$ ratio (using, for example, dealuminated faujasite and mordenite and taking care to avoid the presence of extralattice Al), (ii) with the same crystallite size and defect characteristics (factors usually not taken into account), and (iii) with the same number of copper ions at accessible sites. Tests also should be extended to Cu-zeolites with analogous pore sizes, but different structural characteristics, and to other Cu-zeolites with the MFI structure, but having the Al substituted isomorphically with other trivalent elements such as B^{3+} , In^{3+} and Ga^{3+} that do not vary the total number of Brønsted sites, but influence their acid strength. Some attempts in the literature follow this direction [215], but data are not enough for conclusive evidence on the role of the structure of zeolite in the modification of the reactivity characteristics of copper ions.

Unclear is also the relationship between copper species and reactivity in NO decomposition. Larsen et al. [359] found by ESR the presence of two kinds of Cu^{2+} ions with square-pyramidal and square-planar coordination, confirming older results of Sass and Kevan [360]. Similar observations were made by Wichterlova and co-workers [201–204] using photoluminescence spectroscopy combined with ESR and IR investigations. These authors also indicate that only planar copper ions in close vicinity to one Al framework are active in NO decomposition (see also Section 3.3.1 and Section 4.1). Other authors [98,147,246] assigned instead the same species detected by Wichterlova and co-workers [201–204] to $\text{Cu}^+ \cdots \text{Cu}^+$ dimers and suggested that the activity in NO decomposition is connected to the presence of these sites. Analogous results were indicated by Lei et al. [193] on the basis of IR and ESR studies.

Coordination characteristics of copper ions may be modified also by adding co-cations. Several attempts in this direction have been made by adding other co-cations such as Mg^{2+} , Ce^{3+} , La^{3+} , Co^{3+} , Ni^{2+} to Cu-zeolites [361–364]. It has been suggested that the role of Mg^{2+} is to stabilize copper ions in ZSM-5 by occupying hidden sites [362,363], even though it is not clear what these hidden sites are in ZSM-5. Rare earth co-cations behave in a different way. They promote copper activity, but it is not clear through which type of mechanism [362]. Probably, the mechanism of these co-cations is more complex. Factors such as (i) direct participation of the co-cation in the reaction mechanism (promoting some reaction steps such as electron or oxygen transfer from Ce^{3+} to Cu^{2+} , or stabilizing some reaction intermediates/products such as shifting nitrate from Cu^{2+} to Mg^{2+} because it is more stable on the latter), (ii) modification of the electrostatic field and surface potential within pores/cavities of the zeolite, (iii) change of local softness around copper ions, (iv) modification of copper coordination and/or mobility and (v) change in diffusional properties of NO, etc., cannot be reasonably excluded. The identification of the main effect is therefore very difficult, but clearly the absence of a more general theory prevents a better understanding.

The same reasoning applies to very recent data on the decomposition of NO on Cu/ZSM-5 in which copper was introduced both at exchangeable sites and during the hydrothermal synthesis of the zeolite itself [365]. Better catalytic results were claimed for samples where copper was introduced both at the synthesis stage and later by ion exchange, although the low maximum NO conversion (about 50%) and the limited differences in activity between the various samples do not allow these results to be considered conclusive. The authors suggested that in the more active sample a higher number of active sites are present, but did not explain the reasons for this. Copper cannot be introduced directly into the zeolite framework for structural reasons, but rather only at defect sites (hydroxyl nests). The presence of copper during the template hydrothermal synthesis of zeolite reasonably modifies crystallization, creating more defective crystallites as well as influencing crystallite size. This problem was not recognized by Eränen et al. [365] and thus it is not possible to conclude on the basis of their data that specific more active sites were created by their preparation method. Furthermore, Kubelkova et al. [366] have shown various additional possible effects which may influence copper properties in Cu-zeolites prepared by adding copper directly at the zeolite synthesis stage. The absence of systematic and careful studies on the problem of the relationship between the nature of the copper sites and activity in NO decomposition thus prevents clear conclusions to be drawn on this problem from literature data.

The exchange level of copper-zeolite is another important factor which determines the performance in NO decomposition. There is general agreement in the literature that better performances are obtained with 'overexchanged' Cu/ZSM-5 samples [9–12,44–48]. The exchange level is considered 'stoichiometric' when $\text{Cu}/\text{Al} = 0.5$, i.e., when one Cu^{2+} ion has replaced two Na^+ ions. With increasing exchange level, a typical 'S-shaped' curve of activity is found [44,45]. Hall and co-workers [192,237] found that not only activity, but also the turnover frequency (NO molecules converted to N_2 per Cu ion per second; TOF) increases up to an exchange level of about 130–140% and then remains constant. Their data were obtained under pseudo-differential reactor conditions, but using data up to a conversion of 20% for which the differential approximation is no longer valid. Furthermore, experimental error in these conditions is significantly high. Campa et al. [367] and Moretti [368] found comparable results, even though their data, also obtained under pseudo-differential conditions, showed a roughly 100-fold increase in turnover frequency when the exchange with copper increases from 80 to 100% and then remained constant. Valyon and Hall [192], on the other hand, have reported a nearly linear increase from 20% to 140% in TOF which passes from about $0.1 \cdot 10^{-2}$ to $1.2 \cdot 10^{-2}$. Centi et al. [239,240], in contrast, studied the change in the specific rate of NO depletion per mole of Cu at high conversion (40–80% range). They determined the specific rate constant using the appropriate rate equation (determined in specific kinetic tests) and integral reactor model. This procedure makes it possible to determine more correctly the value of specific rate constants. Their results [240] showed that the specific rate constant passes through

a maximum for an exchange level of about 120–140%; the increase in the rate constant is about 10-fold with respect to values for samples with an exchange level below 30%. Analogous results (maximum in the rate of NO depletion) have been reported by Iwamoto and Mizuno [9], but in the presence of C_2H_4/O_2 .

Notwithstanding some differences, all authors thus agree that the specific rate of reaction per copper site is higher for samples near or above the 100% exchange level than in samples with exchange levels below 50%. The interpretation of this effect, however, is questionable, as discussed above about the relationship between nature of copper species and activity.

Hall et al. [19,192] considered the problem of higher activity of overexchanged samples from a different point of view. They suggested the formation of species containing extra-lattice oxygen (ELO). ELO originates from the preparation of the catalyst and is closely associated with the Cu^{2+} ions introduced by base exchange [192,369]. ELO is not necessarily held as bridged oxygen between two cations ($Cu^{2+}-O-Cu^{2+}$), but does sit somewhere on the lattice. Transition metal cations simply act as source or sinks for electrons [277]. This conclusion is supported by isotopic trace element experiments [247,251] which suggest that the activity cannot be assigned to identifiable ELO-copper ion ensembles, but is rather a collective property of the copper-zeolite itself. ELO desorbs spontaneously as O_2 above 400°C upon evacuation [237] and thus can be responsible for reduction of the copper. On the other hand, IR data [277] indicate that ELO is responsible for oxidation of NO to NO_2 and higher oxides. The role of ELO is thus not clearly defined, but Valyon and Hall [251] have proposed (i) a function of furnishing electrons to the copper site where NO is chemisorbed, in order to break the N–O bond and provide a path to N–N bond formation, and (ii) a function of allowing a faster pathway for O_2 desorption. A kinetic model based on a transformation occurring on a single copper ion, but with a second site synergically cooperates with the first in the rate determining step fitted correctly the data from low to high conversions [239,240] and explain the maximum in the specific activity as a function of exchange level and reaction temperature found experimentally.

Co-cations such as Ce^{3+} may also promote the electron transfer leading to the decomposition of NO over Cu/ZSM-5 (see above). Recently Klier et al. [370] have reported an analogous effect showing that the decomposition of NO over Co/A zeolite may be considerably promoted by addition of Ce^{3+} as a co-cation. They also suggested a role of Co as a NO binder and of Ce^{3+} as a redox element to promote dissociation of NO.

Less data exist, on the contrary, on the role of copper species in the decomposition of NO over cuprate catalysts [243,286,371–374]. Lin et al. [286] have suggested that on $YBa_2Cu_3O_7$ each Cu atom in the CuO plane (the unit cell is composed of a series of planes stacked in the sequence $-CuO/BaO/CuO_2/Y/CuO_2/BaO-$) has an oxygen vacancy which is also coordinated to the Ba atom in the BaO plane. NO dissociatively chemisorbs on this oxygen vacancy (\square) forming a nitride ion bonded to both copper and barium atoms:

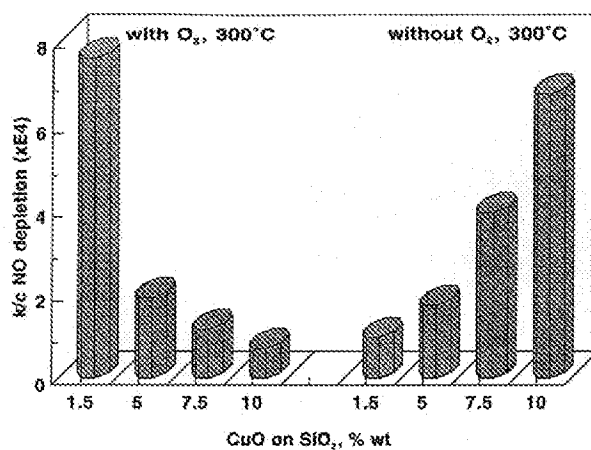
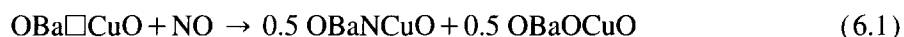


Fig. 10. Specific rate of NO depletion per mole of Cu ($1 \text{ h}^{-1} \text{ mol Cu}^{-1}$) at 300°C in the presence or absence of O_2 over copper-on-silica samples with increasing copper loading [42].

ion [36]. The amide-like species reacts with coordinated NO to give $\text{N}_2 + \text{H}_2\text{O}$ and Cu^+ , reoxidized by NO itself (forming a copper–amino–nitrate complex and N_2O) or by oxygen (especially at temperatures above the maximum in $\text{NO} + \text{NH}_3$ activity at about 120°C) [36,37]. Cu^+ may also coordinate ammonia and NO (see Section 4.3), but the complexes formed are more labile and the Cu^+ itself is less prone to reduction than Cu^{2+} . Oxygen, however, may have a further effect, that of reoxidizing Cu^+ only at the end of the catalytic cycle. In fact, the $\text{Cu}^+ - \text{NH}_2$ adduct is rather labile as shown by quantum-mechanical calculations (only a weak dative bond may form [383]), whereas $\text{Cu}^{2+} - \text{NH}_2$ is a more stable species since back-donation and formation of a covalent bond is possible. The presence of oxygen or of an electron-donor centre thus stabilizes the intermediates, favouring the pathway via the nitrosoamide intermediate with respect to other competitive pathways (amide complex decomposition, further H abstraction from amide, etc.). A reaction mechanism via a nitroamine intermediate has been proposed by Busca [384] to occur over copper-on-titania catalysts, in analogy to comparable IR results obtained over vanadium-on-titania catalysts [385]. The above chemistry explains recent results of Wang and Hwang [301] on the effect of the pretreatment on the activity of Cu-Y zeolite and the kinetic behaviour observed by Komatsu et al. [302] over Cu/ZSM-5.

Over metallic copper, the mechanism should be different for three main reasons: (i) the copper–ammine complex may not form, (ii) dissociative chemisorption of ammonia and progressive further H-abstraction is faster and (iii) dissociative chemisorption of NO is also faster. The main pathway thus occurs through dissociatively chemisorbed N species and not nitrosoamide-like species (or a copper template reaction between NH_2 and NO). In agreement, isotopic labelled experiments with $^{14}\text{NO} + ^{15}\text{NH}_3$ mixtures show an increase in the formation of unlabelled N_2 and N_2O molecules over metallic Cu with respect to CuO [32].



The nitride species further reacts with NO forming a nitrito group:



The nitrito complex may undergo further transformations leading to the formation also of nitrate, N_2 and N_2O , but details of the mechanism are not given. The above mechanism also suggests that the catalyst rapidly deactivates. The analogy between this catalyst and the BaO–CuO system proposed by Arai and co-workers [106,107] as a new catalyst able to adsorb NO at low temperature forming stable nitrates which then decompose at higher temperature should be noted.

In a study on La_2CuO_4 -based catalysts Yasuda et al. [243,374] suggested, on the other hand, that NO adsorbed on Cu^{2+} ions forms either Cu^+-NO^+ or $\text{Cu}^{3+}-\text{NO}^-$, but especially the latter. Adsorption of NO on a second near-lying copper forms a second $\text{Cu}^{3+}-\text{NO}^-$ complex which reacts with the first to form N_2 and starting $\square-\text{Cu}^{2+}-\square-\text{Cu}^{2+}$ site after O_2 desorption. Teraoka et al. [371] have suggested differently that over perovskite-type oxides NO decomposition occurs at a pair of adjacent oxide ion vacancies, reasonably implying rapid catalyst deactivation. Indeed, Halasz et al. [372,373] demonstrate that under stationary conditions the activity of these catalysts for NO decomposition is negligible and that their activity can be observed only under non-stationary conditions, reasonably due to surface vacancies. Very limited data also exist on the mechanism of decomposition of N_2O over these catalysts. Swamy and Christopher [121] have suggested the necessity of having a mixed-valence $\text{Cu}^{2+}-\text{Cu}^{3+}$ multicenter for N_2O to have high activity, but the data do not allow generalization of the results.

6.2. Active sites in the reaction of NO with hydrocarbons and O_2

Analogously to the case of NO decomposition, the catalytic activity of Cu/ZSM-5 in the reduction of NO with hydrocarbons (ethylene) and O_2 has been reported to have a maximum for an exchange level of about 100–120% [8,375], suggesting a basic analogy between the active sites for this reaction and those for NO decomposition. However, the considerable influence of the nature and concentration of hydrocarbon on the reactivity of the zeolite (see below) makes this statement very questionable. Copper also promotes the catalytic activity of $\text{SiO}_2-\text{Al}_2\text{O}_3$ in the same reaction [376] with a maximum in NO reduction at an intermediate copper loading. The ethylene oxidation instead depends linearly on copper content (up to 13 wt.-% CuO at least). The authors suggest that the activity for the conversion into N_2 is related to the ability of the catalyst for oxidation of C_2H_4 by oxygen or NO and that too much oxidation ability results in low conversions in N_2 . This indicates, on the other hand, that the scale of activity of a series of samples with increasing copper content is very dependent on the reaction conditions. In agreement, Chajar et al. [377] found that in the same series of homogeneous samples different relative

orders of activity are found depending on the specific conditions chosen for the comparison. Jen et al. [378] also showed that the evaluation of a Cu/ZSM-5 catalyst for the reduction of NO with C₃H₆/O₂ should incorporate a broad range of conditions, and not only a single condition.

A further problem was evidenced in the work of Shpiro et al. [197,198]. On the basis of electron and X-ray absorption spectroscopies they concluded that three types of copper species are present (isolated copper species, small copper/oxygen aggregates, larger copper oxide-like aggregates). The turnover number for NO reduction increases with copper dispersion, but Shpiro et al. [197,198] also observed rapid interconversion of the various copper species during the catalytic reaction. They noted that the interconversion promotes the reaction, since an enhanced interaction of copper ions with the acidic centres of zeolite is possible. Bethke et al. [379] also suggested that the activity in NO reduction with propene/O₂ depends on copper dispersion over ZrO₂. These conclusions are in clear contrast with those of Jen et al. [378] and Wichterlova et al. [204] indicating that two different types of active species cooperate in the reaction. Kucherov et al. [257] instead proposed that square-pyramidal isolated cupric ions were the most active, but they studied samples in which other types of copper species were absent.

It may be concluded that various types of copper species are active in the NO reduction with hydrocarbons/O₂, although probably with a different turnover number, and possibly a synergic cooperation between the sites is required as suggested by Wichterlova et al. [204]. However, data are too limited for a conclusive statement. Furthermore, the interconversion between the copper species makes identification difficult of a specific copper species with higher activity in the reaction. Grunet et al. [258] observed, in fact, that the nature of copper species was dependent on the atmosphere and reaction temperature. The greater mobility of the copper species in the reaction with hydrocarbons/O₂, especially when compared with the higher stability observed in NO decomposition, is probably due to the formation of water as a reaction product and/or feed together with hydrocarbon/O₂ (Section 3.3.2). On the other hand, this mobility of the copper species is negative for the application of these samples. Armor and Farris [380] noted, in fact, the lower hydrothermal stability of Cu/ZSM-5 in comparison with Co/ZSM-5. Mabilon and Durand [381] noted the rapid deactivation of a Cu/mordenite sample under hydrothermal conditions, and Kharas et al. [213,214] the formation of large CuO particles (responsible for sample deactivation) during catalytic tests.

Therefore, contrary to the case of NO decomposition where a specific type of active copper sites is required, the conversion of NO with hydrocarbons/O₂ is much less sensitive to the nature of copper species, even though the modality of preparation plays an important role [377]. In agreement, it was observed that Cu-zeolites having considerably different activity in NO decomposition show nearly equivalent or much smaller differences in activity when O₂ and/or hydrocarbon are present [279].

6.3. Influence of copper species on the competitive reactions during NO reduction with NH_3/O_2

Literature data on the reduction of NO with ammonia have especially evidenced the formation of copper-ammine species (see Section 4.3) and their role in the mechanism of NO reduction. Oxygen, when present, was usually considered to play the role only of reoxidizing agent for reduced copper instead of NO, but not to have a direct role in the mechanism of NO reduction. A more critical analysis of the literature data, however, shows that this is not true and that both the reaction mechanism and the nature of the active copper species change, depending on the presence of oxygen.

Iizuka et al. [118] have compared the activities of samples prepared by supporting copper oxide over TiO_2 or ZrO_2 and have found that the latter samples were more active than TiO_2 samples in the $\text{NO} + \text{NH}_3$ reaction. They suggested that copper on zirconia reduces more easily to metallic copper than on titania where mainly Cu^+ forms. Metallic Cu shows a higher activity for the $\text{NO} + \text{NH}_3$ reaction, due to a faster NH_3 dissociative chemisorption [32,382], and thus copper-on-zirconia should be more active than copper-on-titania [118]. Otto and Shelef [32] also found an increase in the $\text{NO} + \text{NH}_3$ reaction rate upon reduction of CuO to metallic Cu. They suggested that progressive reduction occurs via Cu_2O intermediate formation, but probably the reduction mechanism over supported samples is more complex since phenomena of surface reconstruction during catalytic tests are also possible. The data reported in Fig. 3 on the oscillating catalytic activity of a copper-on-silica sample in the $\text{NO} + \text{NH}_3$ reaction clearly indicate this possibility.

When oxygen is present, however, Iizuka et al. [118] showed that the order of activity ($\text{NO} + \text{NH}_3/\text{O}_2$ reaction) is exactly the opposite of that found without oxygen ($\text{NO} + \text{NH}_3$ reaction). An analogous effect was reported by Centi et al. [42] in a study of the reactivity of a series of copper-on-silica samples with increasing copper content. Results are summarized in Fig. 10 which reports the change in the specific rate of NO depletion as a function of copper loading in $\text{NO} + \text{NH}_3$ and $\text{NO} + \text{NH}_3/\text{O}_2$ tests at the same temperature (300°C). As discussed in Section 3.1.2, the copper ions are stabilized by interaction with silica only to a small extent (up to 2–3 wt.-%), the remaining copper being present as microcrystallites of possibly defective CuO . The latter species reduces more easily to metallic Cu than the former [161] and taking into account the higher turnover frequency of metallic copper in the $\text{NO} + \text{NH}_3$ reaction it is thus reasonable that the specific activity increases with the copper loading. The question, however, is why the opposite effect is detected when oxygen is fed together with NO and NH_3 .

Cu^{2+} ions, probably isolated, are active in the conversion of NO in the presence of ammonia [24,32,34–39,118,119]. Their reduction to Cu^+ leads to a decrease in activity, as shown for Cu partially exchanged Y zeolites [36]. The reduction of the copper ions is due to chemisorbed ammonia on Cu^{2+} which dissociates to give $\text{Cu}^+ - \text{NH}_2$ and a Brønsted site which can react with ammonia to form an ammonium

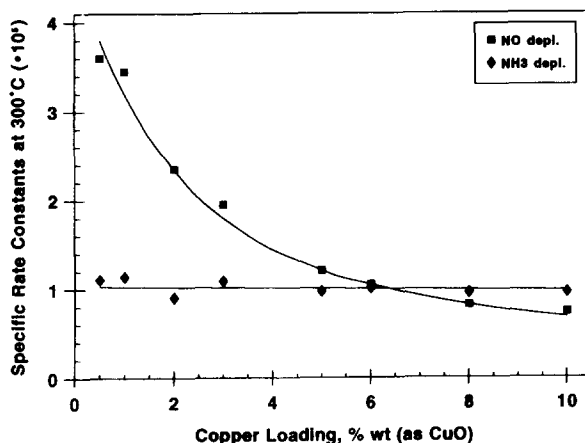


Fig. 11. Specific rate constant per mole of Cu ($1 \text{ h}^{-1} \text{ mol Cu}^{-1}$) at 300°C for NO conversion in $\text{NO} + \text{NH}_3/\text{O}_2$ tests and for NH_3 conversion in $\text{NH}_3 + \text{O}_2$ tests as a function of the copper loading [137].

The reduction of the copper ions thus leads to a change in the reaction mechanism of NO reduction to N_2 in the presence of NH_3 with a corresponding change in the surface reactivity driven by the reducibility of copper species. The latter aspect depends on the type of interaction with the oxide support or zeolite [118,160,161,386,387] (see also Section 3), explaining the observed increase in specific activity for the $\text{NO} + \text{NH}_3$ reaction with increasing copper loading (Fig. 10).

The opposite trend observed in the $\text{NO} + \text{NH}_3/\text{O}_2$ reaction (Fig. 10) may be interpreted in terms of higher activity of isolated Cu^{2+} ions interacting with silica in comparison with CuO microcrystallites. Similarly the presence of a maximum in activity as a function of copper content can be explained in Cu-exchanged natural zeolites [119], but not those obtained by Iizuka et al. [118] since the copper dispersion and species over zirconia and titania supports are comparable [279] (see also Section 3.1.3).

Recent data on the reactivity of copper-on-alumina samples for the $\text{NO} + \text{NH}_3/\text{O}_2$ reaction suggest a different model for the interpretation of results [137,305,388,389]. Reported in Fig. 11 is the dependence on copper loading of the specific rate of NO depletion per mole of copper in the $\text{NO} + \text{NH}_3/\text{O}_2$ reaction and of NH_3 depletion in the $\text{NH}_3 + \text{O}_2$ reaction. The latter reaction is important, because the competitive reaction of direct ammonia oxidation to N_2 is always present, but becomes critical at higher temperatures where it is responsible for the decrease in NO conversion. The effect is not specific to copper catalysts, but more general and present also in V-TiO₂ catalysts [7]. In some catalysts such as Cu/ZSM-5, the effect is more limited, allowing the possibility of working in an extended temperature window (see Fig. 4). The data reported in Fig. 11 show that while the specific rate of NH_3 depletion in $\text{NH}_3 + \text{O}_2$ tests is nearly independent of the copper loading, the specific rate of NO depletion decreased with increasing copper content of the catalyst. At the higher loadings, the reaction rate of ammonia oxidation is

higher than that of NO depletion, even though ammonia is equimolecular fed with NO in the NO + NH₃/O₂ tests. Therefore, the rate of ammonia oxidation in the absence of NO is significantly higher than in its presence. The comparison of reactivity data with those of spectroscopic characterization of the samples with increasing copper loading on alumina and with IR data for NO, NH₃ and O₂ single and co-adsorption at various temperatures [137] indicates that the above reactivity phenomena can be attributed to the formation of nitrate species which block the reactivity of the copper sites and to the inhibition by NO of selective ammonia chemisorption on copper sites (see Section 7.3).

The interpretation is also supported by the results of non-stationary catalytic tests [305,389] which indicate that the main pathway for the reduction of NO to N₂ in the presence of NH₃/O₂ occurs via the intermediate formation of adsorbed NO₂. The role of NO₂ in the reaction mechanism of NO reduction with NH₃/O₂ over Cu–Ni/alumina catalysts was also shown by Blanco et al. [94], whereas Seiyama et al. [34–37] pointed out the formation of a copper–ammine–nitrite complex, but only when O₂ is absent. Recent kinetic data [302] also indicate the role of NO₂ adspecies in the mechanism of reaction. The results of transient catalytic tests [305] show, in addition, that the further oxidation of NO₂ to higher nitrogen oxides (presumably nitrate species) leads to deactivation of surface reactivity and to the formation of ammonium nitrate (intermediate to N₂O formation). Furthermore, transient experiments [305] have shown that a reduction mechanism via a nitrosoamide-like intermediate occurs under non-stationary conditions (depending on pretreatment), but is of secondary importance under stationary conditions where the mechanism via a copper–ammine–nitrite complex (or a NH₃NO₂ like species) predominates. This is related to the inhibition of dissociative chemisorption of ammonia and copper amide formation by nitrogen oxides adspecies. For this reason, the rate of direct ammonia oxidation to N₂ is inhibited especially in those catalysts, such as Cu/ZSM-5, which form stronger chemisorbed nitrosyl species. Dissociative chemisorption of ammonia, in fact, is the first step for its oxidation to N₂ in the presence of O₂ and stronger chemisorbed nitrosyl species inhibit this step.

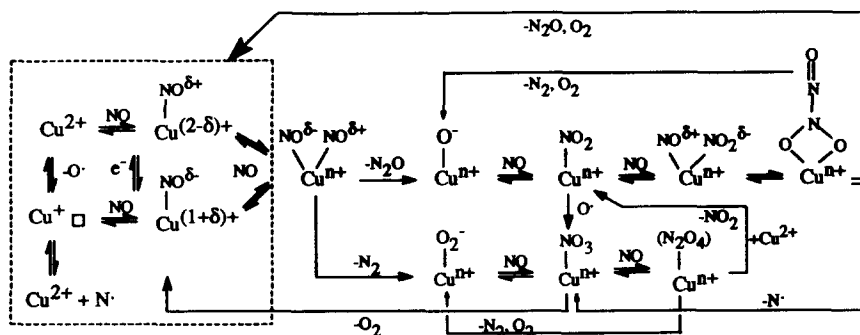
Changing the copper loading and nature of the surface copper species (see also Section 3.1.1), thus changes the relative rates of these competitive pathways (dissociative chemisorption of ammonia to amide and further H-abstraction, reaction of ammonia with Brønsted sites to form ammonium ions, reaction of ammonia or its transformation products with O₂ to give N₂, NO reaction with amide-like copper species, NO oxidation to NO₂ and further to higher nitrogen oxides, reaction of these nitrogen oxide adspecies with ammonia adspecies, etc). The presence of oxygen also modifies the relative importance of all these surface reactions, as well as the valence state of copper. The effects are thus quite complex, but in general increasing the copper loading over the oxide support increases the rate of consecutive oxidation of intermediate NO₂ species with a double inhibition (reduction of the amount of this intermediate and formation of species such as nitrate which block the surface reactivity of the copper ions). This is the reason for the change

in surface reactivity in the $\text{NO} + \text{NH}_3/\text{O}_2$ reaction, but not in the $\text{NH}_3 + \text{O}_2$ reaction (Fig. 11). Similar results regarding the partial inhibition of the reactivity of Cu/ZSM-5 catalysts in NO reduction with propane/ O_2 due to the formation of copper nitrate species also were recently found [291,306].

7. Mechanism of reduction of NO to N_2

7.1. NO decomposition

The discussion of the relationship between copper species and activity of Cu/ZSM-5 in the decomposition of NO (Section 6.1) indicates that isolated copper ions inside the hexagonal or pentagonal oxygen rings facing ZSM-5 cavities and near to one Al framework atoms are probably responsible for the chemisorption of NO and for the N-pairing reaction, but the rate of reaction is controlled by a second near-lying site (probably multinuclear type copper oxide with low nuclearity or also a second co-cation) with an electron-transfer function. The latter function is necessary to efficiently modify the charge on the first copper site which then transfers charge to coordinating nitrogen oxide molecules via antibonding orbitals. This view of the nature of the active catalyst thus completely overcomes both the question of the role of isolated vs. multinuclear species (oxygen-bridged dicopper species or two near-lying copper ions) on the mechanism of NO decomposition and the question connected to the role of Cu^+ ions on the NO activation/transformation mechanism. Indeed, the valence state of copper (controlled, for example, by the spontaneous desorption of oxygen) is not important, but the cooperative synergic interaction between copper sites and the efficient electron transfer function between these sites are very important. Data on the chemisorption and transformation of NO adspecies (Section 4.1), furthermore, indicate that reduced copper may be active in transformation of NO to N_2 , but the oxygen released remains bound as zeolite extralattice oxygen (ELO). This oxygen reacts faster with another NO molecule to form a copper- NO_2 like species than it is able to diffuse to another ELO site to desorb as O_2 . Under transient conditions, thus, the direct N-pairing reaction between two chemisorbed NO molecules can significantly contribute to the overall rate of reaction together with another direct route involving dissociative NO chemisorption on reduced copper sites followed by surface migration and pairing of N. Under stationary conditions, in contrast, a third pathway prevails involving the N-pairing reaction between a nitrosyl (presumably partially positively charged) and a NO_2 molecule (presumably partially negatively charged). Both molecules coordinate at the same copper site (copper template reaction), otherwise the distance between copper sites is too far to allow an efficient orbital overlap. Furthermore, the two coordinated molecules must not have the same charge to avoid electrostatic repulsion. The $\text{NO} \cdot \text{Cu} \cdot \text{NO}_2$ intermediate rapidly rearranges to form a N_2O_3 -copper species which is the main reaction intermediate to N_2 or N_2O



Scheme 4. Reaction pattern in the decomposition of NO over Cu/MFI.

formation under stationary conditions. The O-pairing reaction to O_2 occurs either simultaneously with the N-pairing reaction or in a second stage. In the latter case, a copper nitrate species forms, characterized by a slower rate of surface transformation which leads to a partial inhibition of the surface reactivity. Copper nitrate can decompose to a copper–mononitrosyl species and O_2 or further react with another NO molecule to form a (N_2O_4) –copper species. This species can either decompose forming N_2 and $2O_2$ or, in the presence of other copper sites, decompose to two Cu– NO_2 complexes. Summarized in Scheme 4 is this surface reaction network which may be proposed to take into account all experimental evidence reported in the literature.

7.2. Influence of hydrocarbons and O_2 on the pathways of NO reduction

Several studies have been published on the reaction mechanism of selective reduction of NO with hydrocarbons in the presence of excess oxygen. However, the data available do not allow an unequivocal reaction mechanism to be derived especially because of the absence of detailed data on the mechanism at a molecular level. Four main aspects of the reaction mechanism have been investigated and reported in the literature: (i) role of oxygen, (ii) role of hydrocarbon, (iii) role of acid sites and (iv) relationship between hydrocarbon oxidation and NO reduction.

7.2.1. Role of oxygen and hydrocarbon

Oxygen promotes both the conversion of NO and of hydrocarbon, but the conversion of NO passes through a maximum at a concentration of around 2%, whereas the conversion of hydrocarbon increases up to a limiting value which depends on the reaction temperature (Fig. 12). The data reported in Fig. 12 clearly show that the maximum in NO conversion is independent of reaction temperature and hydrocarbon conversion.

Several authors have indicated that the role of oxygen is the promotion of the oxidation of NO to NO_2 [293–300,325,390]. Burch and Scirè [300] pointed out that the problem should be correctly defined in terms of composition of oxidized nitrogen oxide adspecies, whereas most of the authors have instead analyzed the

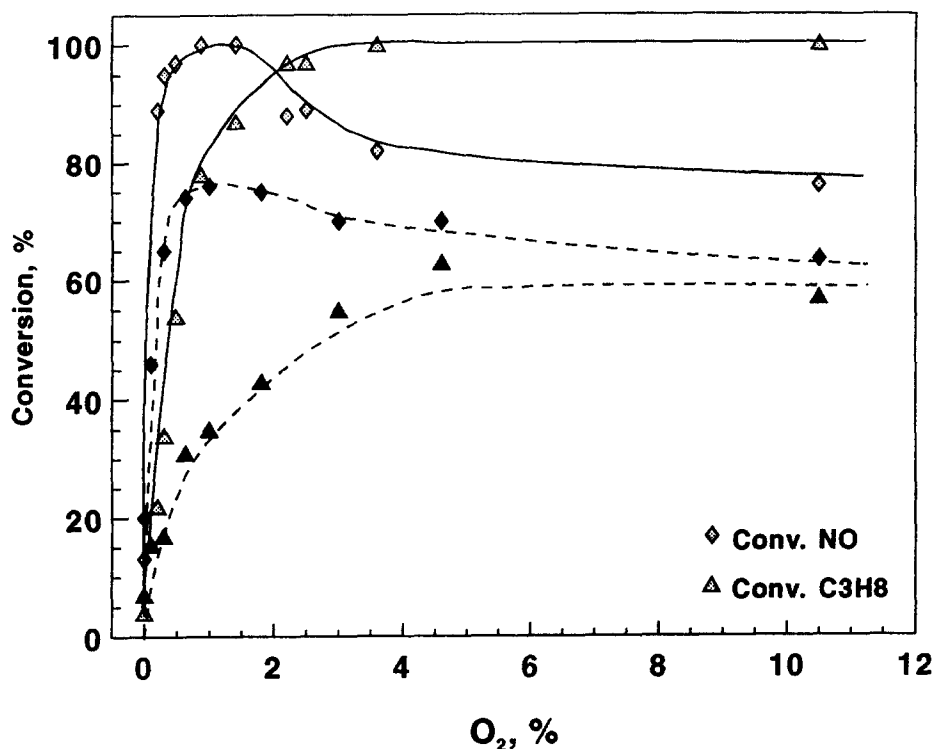


Fig. 12. Conversion of NO and propane at 300°C (dotted line) and 350°C (solid lines) as a function of the oxygen concentration over Cu/ZSM-5 [291].

relationship only with the gas phase equilibrium reaction between NO and NO₂. Nevertheless, in terms of both surface or gas phase equilibria between NO and NO₂, the data of Fig. 12 also found by several other authors [8,72,391–393] cannot be explained. In Section 4.2 it was shown that NO₂ is an intermediate in the oxidation of NO to higher nitrogen oxides and that the reduced reactivity of the final products (nitrate, in particular) leads to inhibition of the reactivity of the copper sites towards conversion of NO to its products of both oxidation and reduction. Reasonably also for NO reduction by hydrocarbons the maximum in NO conversion vs. oxygen concentration (Fig. 12) can be explained in terms of the role of oxygen in converting NO to higher nitrogen oxides such as N₂O₃ (intermediate in the mechanism of N₂ formation) and their further conversion to less reactive copper nitrate species. This hypothesis, however, requires further studies for confirmation.

Other authors have suggested different or additional roles for oxygen in the reaction mechanism, as well as other functions such as limiting zeolite dealumination [325] or increasing sticking probability of NO adsorption [296]: (i) oxygen eliminates the carbon deposits which poison the active sites [297–299,390,394,395] and (ii) O₂ avoids the reduction of Cu²⁺ to inactive metallic copper [297–299,391] or maintains together with hydrocarbons an optimal valence state (Cu⁺) [312] and/or coordination of active copper sites [396–398].

When oxygen is in excess, no evidence has been reported of the formation of carbon deposits using alkanes, while coking occurs in the absence of oxygen [390]. With an alkene feed, on the contrary, carbon deposits form both in the presence and absence of oxygen, but the amounts formed are larger in the former case [394]. Oxygen thus certainly prevents coking of zeolite, but the question is whether this effect is relevant for the reaction mechanism of NO reduction and the rate of NO conversion or not. The first question is about the localization of carbon deposits. Ansell et al. [296] showed by TPD experiments that coke is not deposited on copper sites or in any case does not limit their reactivity. It is known, on the other hand, that alkene chemisorption occurs mainly, but not exclusively, over copper ions in Cu/ZSM-5 [399], due to the possibility of stronger bonding of the π -orbitals of alkene to d -orbitals of metal, whereas alkane only physisorbs on Cu/ZSM-5. It is also known that copper oxide readily activates alkenes such as propene, forming allyloxy intermediates [400]. The same intermediate may probably form when ELO species are present near to copper ions in Cu/ZSM-5. In agreement, the formation of traces of acrolein during propene conversion over Cu/ZSM-5 has been detected [296]. It is chemically not reasonable that alkene chemisorption over copper ion is responsible for the oligomerization process due to the absence of ionic or radical-like characteristics. It also is not reasonable that alkoxy or allyloxy species are intermediates in the oligomerization reaction. Reasonably alkene π -bonding at copper sites is an intermediate stage for oxygen insertion on the organic molecule (also see below), forming alkoxy, allyloxy or peroxy species, depending on the type of oxygen attack, that are intermediates to carbon oxides. Alkene oligomerization proceeds instead on other active zeolite sites (Brønsted or radical centres, the latter formed by oxygen interaction with acid or defect zeolite sites). Carbon deposits thus form at different sites than copper in ZSM-5, but when the amount of carbon deposit is too large, fouling of copper sites may also occur. The difference in the results of d'Itri and Sachtler [394,395] and Ansell et al. [296] is thus due to the different amounts of carbon deposits in the two cases.

A second question is whether oxygen prevents the formation of carbon residues or instead simply causes their removal by combustion. Due to its redox behaviour, copper ions in ZSM-5 can activate oxygen forming electrophilic O_2^- -like species. Some IR spectroscopy evidence of their formation has also been reported [42]. It is known that electrophilic oxygen can be responsible for oxidative dehydrogenation of alkane to alkenes as well as for complete hydrocarbon combustion [401–404]. Oxygen may also promote alkane conversion over H-ZSM-5 [405], due to an enhanced rate of formation of alkenes connected with the formation of radical species by interaction of oxygen with Brønsted or defect zeolite sites [405,406]. Oxygen thus can promote alkane conversion to alkene over Cu/ZSM-5 with respect to an anaerobic carbocationic reaction mechanism only. Furthermore, the latter is inhibited in the presence of NO [390]. However, the rate of carbon deposit formation depends on the competition between combustion of activated hydrocarbon and its rate of oligomerization, the latter being considerably higher starting from

the alkene than from the alkane. Furthermore, due to their strong chemisorption on copper ions, alkenes inhibit chemisorption and activation of oxygen [401,402]. With an alkane feed, notwithstanding the enhanced alkene formation by an oxide-hydrogenation mechanism, the rate of combustion of intermediates is far higher than that of oligomerization to heavier products, whereas carbon deposit formation is possible with an alkene feed due both to its higher rate of formation and inhibition of the rate of oxidation. The latter factor is clearly very dependent on the alkene concentration. In fact, with a feed of about 2000 ppm hydrocarbon and 5% oxygen, worse performances in NO conversion (lower conversion at the same temperature and lower maximum NO conversion to N₂) were found using propene instead of propane [291]. Comparable results have been reported by Petunchi et al. [390] in a comparative study of isobutane and propene. Using ten times lower hydrocarbon concentrations, on the contrary, a high activity is observed also with an alkene feed [8,9]. Gopalakrishnan et al. [76] also observed the difference in the order of activity between propene and propane for low and high hydrocarbon concentrations. The above discussion clarifies the reasons for these differences. The role of hydrocarbon concentration is thus of fundamental importance for a comparison of the results, but usually was not considered.

The role of oxygen primarily is in creating a faster surface pathway of oxidation to CO_x of surface hydrocarbon intermediates that is competitive to their oligomerization to higher hydrocarburic species. No evidence exists, on the other hand, that oxygen changes the nature of the carbon deposits due to the formation of products of partial oxidation (such as acrolein from propene) which then oligomerize. The reactivity towards consecutive oxidation of partially oxidized hydrocarbons is usually considerably greater than that of the hydrocarbon itself [407] and therefore it is not reasonable to expect that their contribution to the formation of carbon deposits will be significant. Oxygen, however, modifies the nature of the carbon deposits, because it enhances their oxidative dehydrogenation [408] and transformation to polycondensed aromatic species. No evidence, on the contrary, has been reported in the literature, even for the better documented case of removal of carbon deposits in zeolites by oxidative treatment [408], that O-containing species (ketonic groups in polycyclic carbon species, for example) form by oxygen interaction with carbon deposits. Reactivity data, however, show that the rate of combustion of carbon deposits is much lower than that of hydrocarbon combustion over Cu/ZSM-5 under conditions relevant for the NO reduction by hydrocarbons. O₂ thus reduces the formation of carbon deposits and induces their transformation from H-rich to H-poor deposits (graphitic-like coke, probably with a negligible or low oxygen content), but probably has a limited or negligible role in the oxidation of carbon deposits to CO_x.

7.2.2. *Competitive surface phenomena and reaction pathways*

The nature of surface adspecies has a considerable influence on the reactivity. This is shown in transient step-change experiments, where the concentration of NO or propane is rapidly increased (step-change) in the flow of other reagents (Fig. 13)

results [291] are in agreement with this indication. Petunchi et al. [390] also indicated that their data ‘‘fairly conclusively eliminate the possibility that carbonaceous residues or coke deposited on the catalyst is the catalytically active surface’’, however in a subsequent paper [325] they indicated that the active sites are probably unpaired electrons on the carbon deposit. Obuchi et al. [412] originally proposed a correlation between carbonaceous radicals on γ -alumina and selective reduction of NO by organic compounds (propene and MTBE), but as pointed out above the reaction mechanism over Cu/ZSM-5 is probably different. Furthermore, no evidence for the formation of these radicals from propane has been found, nevertheless comparable or better results were obtained from propane than from propene over Cu/ZSM-5 (see above). Furthermore, Obuchi et al. [412] observed that NO conversion correlates well with the increase in the amount of carbon deposits and spin density of carbonaceous radicals over alumina, whereas d’Itri and Sachtler [394] demonstrated that over Cu/ZSM-5 the activity in NO conversion decreases with increasing carbon content in a range of carbon deposits comparable to that of Obuchi et al. [412].

Ansell et al. [296] have proposed the formation of ‘long-lived’ hydrocarbon species not better identified, and their role in the reduction of N_2 . On the basis of key experiments obtained using the new temporal analysis of products (TAP) reactor for fast, time-resolved, catalytic studies, they observed that over Cu/ZSM-5 it is possible to form these species by interaction of C_3H_6/O_2 with the catalyst and then react these species with a pulse of NO to form N_2 and CO_2 (pump-probe experiments). The time-lag between formation of these species and their reaction with NO may be to up to 60 s without considerable change in N_2 formation, thus suggesting their carbon-like nature. These experiments, therefore, clearly show that the carbon-like residues can act as a reducing agent for NO. The main criticism, however, is that in these experiments it is not possible to really quantify the relevance of their proposed mechanism during the catalytic reaction.

Several other authors [8,9,72,392,393] have indicated the role of carbon deposits in the selective reduction of NO, but proposed the formation of generic $C_xH_y(O)$ species. A main observation in favour of this mechanism is that while oxygen promotes conversion of NO by propene over Cu/ZSM-5, oxygen inhibits conversion when propanol is fed instead of propene [393]. The very rapid dehydration of this alcohol to the corresponding alkene over zeolites at reaction temperatures much below those for catalytic tests in NO conversion is well known and therefore the demonstration is not very convincing. Furthermore, Montreuil and Shelef [393] have reported that more stable alcohols such as methanol, but that are known to give rise to heavier, polycondensed products over ZSM-5 in the same range of temperatures, are completely inactive for nitric oxide reduction.

A modification of the above hypothesis is that NO reacts with carbon deposits in the presence of oxygen forming $C_xH_y(O, N)$ surface species. Ukisu et al. [73,413,414], Iwamoto and co-workers [9–12,415] and Hayes et al. [416] have shown by infrared spectroscopy (bands at about $2260\text{--}2270\text{ cm}^{-1}$) the formation

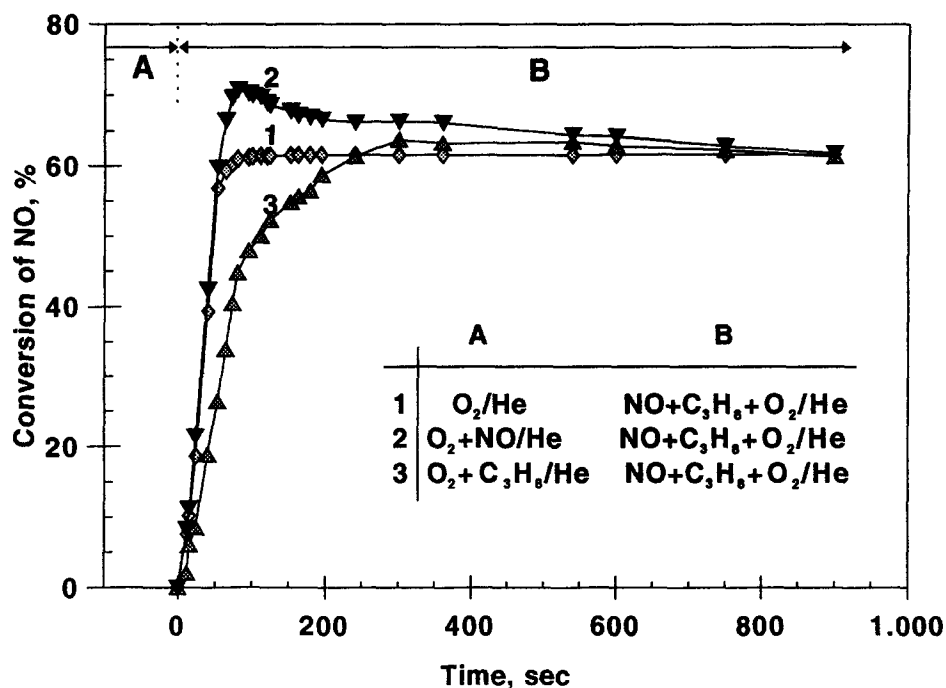


Fig. 13. Conversion of NO in transient catalytic step-change experiments at 300°C over Cu/ZSM-5: (1) change in NO + C₃H₈ concentration in a flow of O₂ in helium, (2) change in C₃H₈ concentration in a flow of NO + O₂ in helium and (3) change in NO concentration in a flow of C₃H₈ + O₂ in helium [291].

[291]. In these experiments the catalyst surface is equilibrated in terms of composition of adspecies of the reagents fed continuously. From the time response of catalyst reactivity when another reagent is added to the continuous feed (step-change in its concentration), the surface phenomena occurring up to the point that stationary state conditions are reached can be estimated. The data reported in Fig. 13 show that steady-state activity is quickly reached when NO and C₃H₈ are simultaneously fed over the catalyst equilibrated in a flow of O₂ in helium (curve 1 in Fig. 13). However, when the concentration of a single component is step-changed in a He flow of the other components, different transient responses for NO conversion are observed. NO conversion is initially higher upon addition of C₃H₈ to the NO + O₂/He flow (curve 2), while the conversion increases with a slower rate with respect to case 1 when NO only is added to the C₃H₈ + O₂/He flow (curve 3).

The addition of propane clearly promotes NO conversion, but the initial reactivity over the surface fully covered by nitrogen oxide (probably oxidized) adspecies is higher and later decreases due to competition of hydrocarbon chemisorption on the same sites. The activity curve towards NO conversion passes through a maximum. NO additions on the surface covered by hydrocarbon adspecies also leads to an obvious increase in NO conversion, but the attainment of steady-state activity is slower than when propane and NO are simultaneously added to the O₂/He feed. The effect is due to NO and propane competition on the same site. In agreement, kinetic data on the conversion of NO with propane/O₂ over Cu/ZSM-5 [291]

show the presence of self-inhibition effects by NO and propane on their conversion. Petunchi et al. [390] also observed that hydrocarbon conversion and NO reduction occur on the same sites and that NO tends to exclude the hydrocarbon from these centres.

Since various types of catalysts, both zeolites and mixed oxides, are active in NO reduction with hydrocarbons, various reaction mechanisms are possible. Burch and Scirè [300] observed that two basic types of mechanisms are possible. One type of reaction mechanism involves decomposition of NO and removal of adsorbed oxygen by the hydrocarbon and occurs especially in the absence of oxygen. A second type of mechanism occurs in the presence of oxygen and involves instead the initial oxidation of adsorbed NO. The second mechanism is active with Cu/ZSM-5, while the first mechanism is active with Pt- and Rh-ZSM-5 [300].

Both redox and acid characteristics of the zeolite influence the pathways of reaction, as shown below. For this reason, care must be taken when doing extrapolations. Petunchi et al. [390], for example, argued that the redox chemistry of copper in Cu/ZSM-5 is not important mainly on the basis of the fact that acid oxides or zeolites are also active. Recent data [409], on the comparison of the activity of ZSM-5 and borelite zeolites in the Na-, H- and Cu-forms, have shown that while the number and acid strength of Brønsted sites play a role in the case of H-zeolites, no effect or a negative one was observed for completely copper ion-exchanged samples.

The data reported in Fig. 13 over Cu/ZSM-5 show that NO and hydrocarbons compete for chemisorption over the same copper site, but the relevance of this aspect with regard to the reaction mechanism is questionable. The various hypotheses on the reaction mechanism reported in the literature should be summarized briefly here before an answer to the above question is attempted. Two main classes of hypotheses have been suggested, based on the identification of copper sites as the reactive centre for NO reduction (due to a redox reaction or to the formation of a specific surface hydrocarbon–nitrogen oxides complex intermediate) or the identification of different active sites (carbon deposits and/or active sites or species formed on them) with the possible role of copper in catalyzing the NO to NO₂ reaction.

Burch et al. [300,312,410] have suggested a single redox reaction in which NO adsorption and decomposition on active (Cu⁺) sites leads to the formation of gaseous nitrogen and adsorbed oxygen. This step is followed by the removal of the oxygen by the reducing agent, restoring the (reduced) active site. A slight modification of this hypothesis is that the hydrocarbon and oxygen maintain the active copper sites in an oxidation state or coordination suitable for direct NO decomposition [312,411]. Spectroscopic data on the characterization of the valence state of the copper during catalytic reaction (see Section 3.3.3), however, do not support this model.

Burch et al. [300,312,410] also indicated a negligible role of carbon deposits in the reaction mechanism. The data reported in Fig. 13 and other transient catalytic

of isocyanate ($-\text{NCO}$) [413–415] or nitrile ($-\text{CN}$) [416] species during catalytic reaction. Hayes et al. [416] argued that both species absorb in this IR region and consequently cannot be distinguished. The isocyanate is expected to be rapidly hydrolysed to primary amine in the presence of water (a significant reaction product), whereas the stability of the species indicates that the assignment to an organic nitrile is more probable. However, these IR detectable species are observed only from propene and not from propane [414] notwithstanding the comparable activity or even better activity over Cu/ZSM-5 using propane. Therefore, two different reaction mechanisms operate in the NO reduction over Cu/ZSM-5 in the case of an alkane or alkene feed, or more likely, the reaction mechanism is the same and the detected organic isocyanate or nitrile species are spectator species or species indicative of a secondary reaction pathway. Witzel et al. [417] have suggested that the coupling of an isocyanate with NO forms a ($\text{NO}\cdot\text{NCO}$) intermediate which thermally decomposes to $\text{N}_2 + \text{CO}_2$. On the other hand, isocyanate species may form by reaction of NO with CO. CO formation by hydrocarbon oxidation over Cu/ZSM-5 occurs especially at low temperatures and is higher from alkenes than from alkanes. Isocyanate species have been detected by IR spectroscopy by reaction of NO with CO over supported copper oxide [418] and the spectrum is nearly the same as that observed during NO reduction with propene/ O_2 [413–416]. A new hypothesis on the reaction mechanism has been proposed recently based on IR in situ studies [419,420]: isonitrile species (Cu^+NC) form which in the presence of oxygen, propane and NO transform to ammonia or ammino species. The reaction mechanism of NO reduction with hydrocarbons, therefore, is closely related to that of reduction of NO by ammonia, at least in its final stage [420]. The authors, however, admitted that (i) various parallel and consecutive reactions exist, the relative importance of which depends on the reaction conditions, and (ii) it is not possible to indicate from their data if the reaction pathway proposed is the principal one [420].

Different pathways of reaction are thus possible, but quantitative data on their relative importance during the catalytic reaction are not available. Transient catalytic data, however, give useful indications about this problem. Reported in Fig. 14 are transient step-change experiments over a Cu/ZSM-5 catalyst pretreated with a propene + NO flow or propene + NO + O_2 flow before analyzing the time-response for NO conversion by adding NO in helium (cases a and b), NO + O_2 in helium (case c, pretreatment in the presence O_2) and NO + O_2 + C_3H_8 (case d, pretreatment in the presence of O_2). NO interaction with the pre-coked catalyst in a propene–NO flow (curve a) does not give rise to any conversion of NO, while an initial NO conversion is observed when pre-coking is made in the propene–NO– O_2 flow. Conversion is due mainly to NO chemisorption, since the N_2 yield is lower than the NO conversion (curve b', dotted line). Comparable results were obtained when the step change in NO concentration was made with or without O_2 (compare curve c and b), but considerably higher and constant activity is observed when the step change is made in the presence of propane together with NO + O_2 (curve d). These

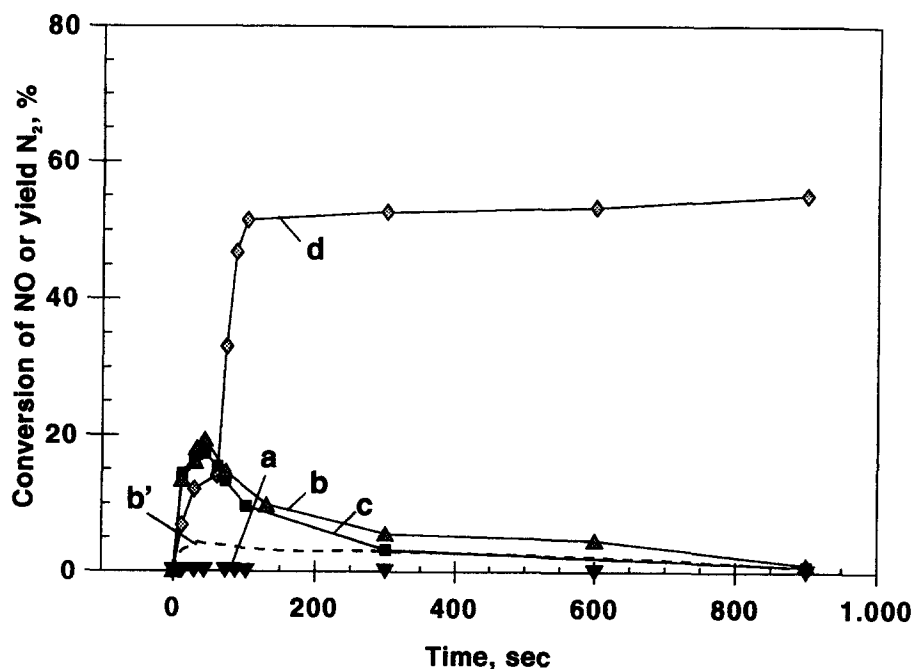


Fig. 14. Conversion of NO in transient catalytic step-change experiments at 300°C over Cu/ZSM-5 [430]. (a) and (b): NO step-change in a helium flow over a sample pretreated (15 min) in a flow of C₃H₆ + NO or C₃H₆ + NO + O₂, respectively. (c): NO + O₂ step-change in a flow of helium on a sample pretreated as for case b. (d): NO + C₃H₆ + O₂ step-change in a flow of helium for a sample pretreated as for case b. (b', dotted line): yield of N₂ during tests for curve b.

data thus indicate that NO may be reduced to N₂ by interaction with carbon deposits formed in the presence of both NO and O₂, in agreement with the hypothesis that C_xH_y(O, N) species may be responsible for the reduction of NO to N₂. However, when a hydrocarbon (propane) is present together with NO and O₂, a faster and more effective additional pathway is found (compare curve d with curves c and b in Fig. 14). Reasonably, this second pathway involves the formation of an intermediate species between the hydrocarbon, NO and possibly oxygen at the same copper sites.

Misono and co-workers [421–424] recently reported data obtained in a flow reactor IR cell on the catalytic reduction of NO by propene/O₂ over Ce/ZSM-5. They found the presence of a series of bands in the 1300–1750 cm⁻¹ range assigned to organic nitro- (1558 cm⁻¹) and nitrito- (1658 cm⁻¹) compounds together with the bands at 2266 and 2241 cm⁻¹ attributed to isocyanate species. They observed a poor correlation between activity in N₂ formation and intensity of the bands of nitrito and isocyanate species, while a good correlation with the intensity of the organic nitro compound was found. Adsorbed CH₃NO₂ was also shown to react readily with NO₂ to give N₂ and N₂O [423]. Tanaka et al. [424] proposed a similar intermediate in the reduction of NO by propene/O₂ over Pt–SiO₂. Shpiro et al. [198] proposed, mentioning unpublished results, that isolated copper ions activate propene forming a Cu allyl radical, while copper ions containing labile oxygen

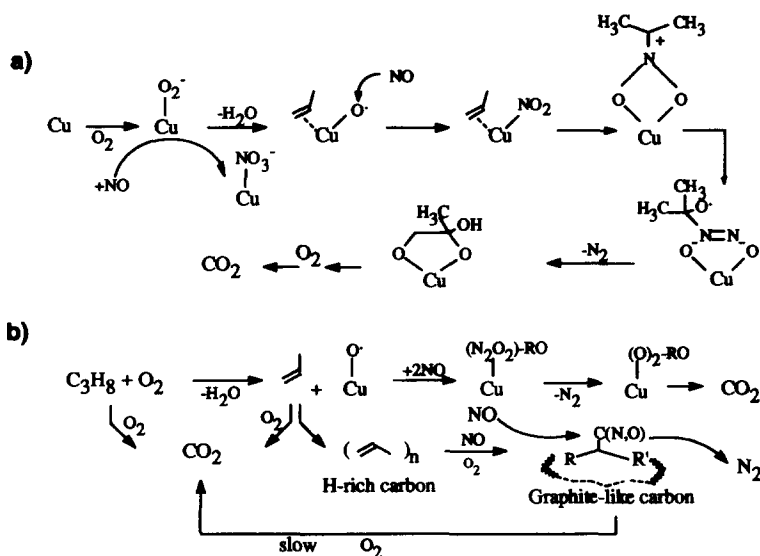
species (ELO) activate NO and hydrocarbon forming a nitrogen containing organo dimer species intermediate to the formation of N₂. Kharas [425] proposed instead the formation of a hyponitrite radical anion or dianion [O–N=N–O]ⁿ⁻ (n = 1, 2) bound to a cupric site. This intermediate is that proposed as being responsible for NO decomposition. An analogous intermediate forms by reaction of 2 NO molecules with a metal alkyl species



Kharas [425] has suggested, in particular, the formation of an oximate or *N*-nitroso-*N*-alkylhydroxylamate ligands on the basis of analogies with organometallic complexes able to promote nitric oxide reduction. In particular, *d*¹⁰ transition metals and copper have been shown to be able to give rise to complexes analogous to that shown above [426,427]. Crystallographic analysis of compounds containing the *N*-nitroso-*N*-alkylhydroxylaminato ligand indicate a short (1.27 Å) N–N distance consistent with double bond formation and a N–O distance (1.32 Å) larger than in NO (1.15 Å) [428], making these types of ligands conceptually attractive intermediates to N₂ formation from NO. Kharas [425] observed also that the above reaction is one member of a more general class of reactions where nucleophilic molecules reduce NO via an intermediate hyponitrite-type R–N(O)=N–O species. Recent IR evidences [429,430] about the mechanism of interaction of chemisorbed NO with propane and oxygen are in agreement with the suggestion of formation of a cyclic complex by reaction of nitrogen oxide adspecies and the hydrocarbon, even though no direct evidence was found about the presence of an hyponitrite species.

7.2.3. Model of the reaction mechanism

Data on the reaction mechanism for NO reduction with hydrocarbons in the presence of excess oxygen are very contradictory, limited and lack spectroscopic support. The data, however, do suggest, even though not conclusively, that two main pathways of reaction are possible, one at the copper sites involving an active complex between NO molecules and the hydrocarbon molecule, and a second at active centres located on the carbon-type deposits. The relative importance of the two pathways depends on the reaction conditions and nature of the catalyst. In the reduction of NO with propane/O₂ over Cu/ZSM-5 the former appears to be predominant, even though it is not exclusive (see Fig. 14). Scheme 5 (part b) summarizes these two competitive pathways and the main routes of carbon oxides formation. In part (a) of Scheme 5, the speculative reaction mechanism proposed for the formation of N₂ and CO₂ from NO and propane at the copper sites in Cu/ZSM-5 is reported. The proposed mechanism is in agreement with several of the observations reported above, such as (i) the inhibition of NO on the conversion of hydrocarbon, (ii) the analogies in the reaction mechanism with those of NO decomposition and NO conversion with O₂ in the absence of reductants, (iii) the paral-

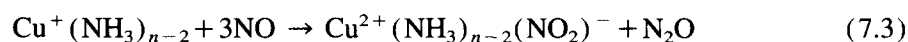
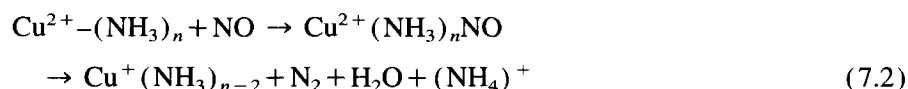


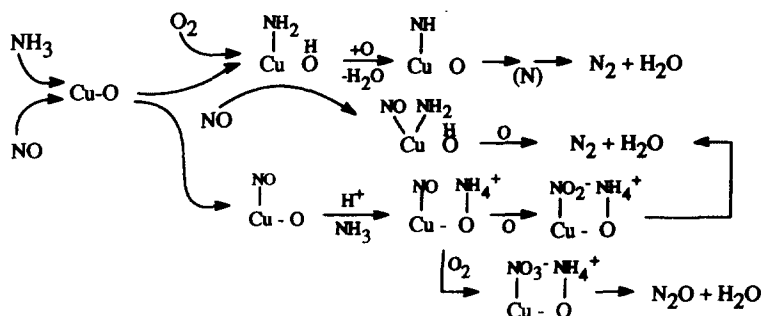
Scheme 5. Working model for the reaction mechanism of NO reduction in the presence of propane/O₂ over Cu/MFI: (a) reaction pathway at isolated copper sites; (b) overall reaction network schematically showing the competitive reaction pathways at isolated copper sites and over polycondensed carbonaceous species and the main pathways of formation of carbon oxides.

elism between oxidation of hydrocarbon and NO conversion, (iv) some of the observed spectroscopic features, (v) the indication of the formation of an organonitrate or organo-hyponitrite intermediate, and (vi) the formation of carboxylate-type species as intermediates for carbon oxides. However, clearly the written mechanism must be considered only as a working model to be verified and improved on the basis of more detailed spectroscopic and reactivity studies. The basic difference in the proposed mechanism with respect to the 'Microscopic Sequential Reaction Mechanism' indicated by Inui and co-workers [411,431] should be noted, notwithstanding the several analogies shown by the two approaches to the microkinetics of reaction.

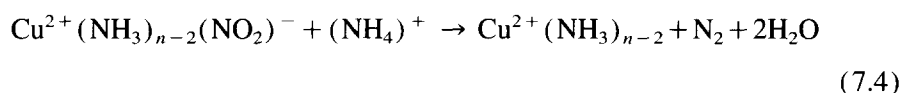
7.3. Surface transformations in the presence of NH₃ or CO

The mechanism of reduction of NO over copper-zeolites, but in the absence of oxygen, has been studied in detail by Seiyama and co-workers [34–37] and Lunsford and co-workers [38,39]. Several aspects of their hypotheses have already been discussed in Section 4.2 and Section 4.3. Only the mechanism proposed by Mizumoto et al. [36] is outlined here since it is the one for which the evidence is more conclusive:





Scheme 6. Reaction network in the reduction of NO with ammonia and oxygen over a copper-on-alumina catalyst.



Two mechanisms of NO reduction thus co-exist in the overall reaction scheme. The first involves a reaction between NO and NH₂ on the same copper ion (possibly forming a nitrosoamide-like NH₂NO intermediate) and the second a reaction between a NO₂ and ammonium ions (thus via an ammonium nitrite NH₄NO₂ like intermediate). In the absence of oxygen, oxidation of NO occurs only by NO disproportionation, but when oxygen is present NO oxidation probably occurs directly by oxygen. Oxygen promotes NO conversion considerably, especially at temperatures above 120°C [37]. Mizumoto et al. [37] have suggested that oxygen only promotes conversion because it reoxidizes Cu⁺, but clearly oxygen also has a direct role in the oxidation of NO to higher oxides (NO₂, in particular) promoting the second step of the reaction mechanism.

It has been shown that over copper–alumina catalysts (see Section 6.3) two possible reaction pathways of NO reduction to N₂ occur, one via a nitrosoamide-like intermediate and the second via an ammonium nitrite like intermediate or their equivalent Cu complexes [NO–Cu–NH₂ and NO₂–Cu–NH₄, respectively] [137,305,388,389]. The relative importance of the two pathways on the overall reaction rate was shown to depend on the reaction conditions. The latter pathway via an ammonium nitrite like copper complex prevails under stationary reaction conditions, whereas the former is faster but occurs only under transient conditions when chemisorption of NO does not inhibit ammonia dissociative chemisorption at copper sites [305]. Consecutive oxidation of nitrite to nitrate species also competes with N₂ formation via an ammonium nitrite like copper complex. Consecutive oxidation is negative for two main reasons: (i) it leads to an inhibition of surface reactivity since the copper nitrate complex is characterized by a slower rate of transformation and (ii) it leads to the formation of the side product N₂O via decomposition on an ammonium nitrate like intermediate species [137].

Summarized in Scheme 6 is the reaction pattern in the reduction of NO with NH₃ in the presence of O₂ over a copper-on-alumina catalyst suggested by combined spectroscopic and reactivity data [137,305,388,389]. Ammonia can be activated

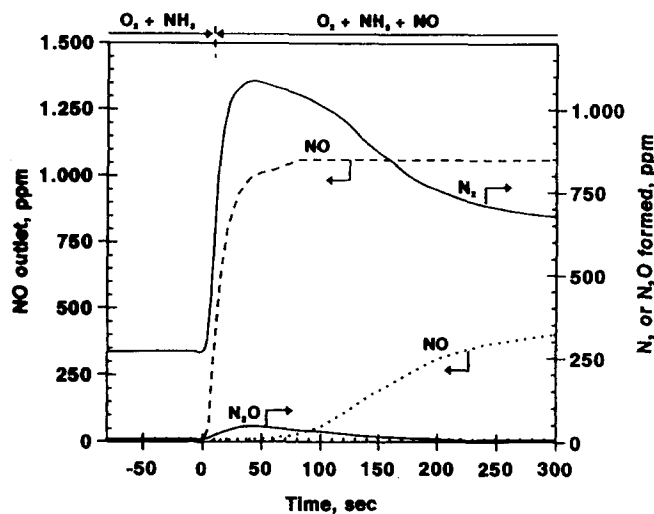


Fig. 15. Enhanced transient reactivity of a copper-on-alumina catalyst during NO step-change experiments in a flow of $\text{NH}_3 + \text{O}_2$ in helium [305].

either dissociatively at copper sites with a Lewis acid character or at Brønsted sites, when the stronger adsorption of NO prevents its chemisorption. In the presence of NO the prevailing pathway thus follows the second route, but in non-stationary catalytic tests the first route dominates leading to an enhanced transient surface reactivity as clearly shown in NO step-change experiments over the copper-on-alumina catalyst maintained in a flow of ammonia + O_2 in helium (Fig. 15) [305].

The two routes of N_2 formation and the effect of reaction conditions on their relative importance can explain some of the literature data. For example, it can be understood why spectroscopic IR evidence on the reaction mechanism over oxide supported copper catalysts suggests a reaction mechanism via a NH_2NO -like species [384], whereas catalytic tests show the significant role of NO_2 on the rate of NO conversion to N_2 [94]. On the other hand, the model of two competitive reaction pathways can be used to understand other more general aspects of the surface chemistry of oxide catalysts in NO reduction with NH_3/O_2 . For example, transient reactivity data show that on V- TiO_2 catalysts NO does not strongly chemisorb [389] and IR evidence [385] indicates that the reaction mechanism probably occurs via a nitrosoamide intermediate. Only the first route is thus possible on this catalyst, but it should be noted that the dissociative chemisorption of ammonia at the transition metal centre is probably also the first step in the side reaction of ammonia oxidation to N_2 , presumably via consecutive H-abstraction by oxygen on coordinated amide-like (NH_2) species to form N species and water. At high reaction temperatures the consecutive H-abstraction on dissociatively coordinated ammonia is faster than its reaction with NO and therefore the rate of NO conversion passes through a sharp maximum as the reaction temperature is increased (see Fig. 4). On copper-based catalysts, instead, strong chemisorption of NO on copper sites limits the possibility of dissociative chemisorption of ammonia and its pathway to

N₂. On a catalyst such as Cu/ZSM-5, where the high dispersion of copper ions limits consecutive oxidation of nitrite to nitrate species and the higher copper–oxygen ionic character leads to the formation of a stronger copper–mononitrosyl bond (see Section 3.3), it is possible to couple high catalyst activity in NO conversion with NH₃/O₂ to a much wider temperature range for the maximum NO conversion (Fig. 4).

The same concepts regarding the influence of co-adsorbents on competitive surface pathways of transformation is also the key to understanding relatively old data on the oxidation of ammonia in wet and dry systems over CuO. Gandhi and Shelef [432], in fact, observed that over CuO, differently from molybdate catalysts, the addition of water inhibits ammonia conversion, but especially changes the selectivity to the N-pairing reaction (N₂ + N₂O) in favour of the formation of NO (unpairing reaction). Gandhi and Shelef [432] interpreted the effect in terms of pairing probability determined by the surface coverage of N[·] adspecies. Competitive chemisorption of water decreases the amount of ammonia chemisorbed and thus also influences the probability of the N-pairing reaction. However, the selectivity in the N-pairing reaction observed for example at 550°C over CuO drops by half in the presence of 10% H₂O as compared to dry conditions [432]. Ammonia conversion, on the contrary, decreases from 100% to 95%. It is thus probable that water modifies the main form of ammonia adspecies (from dissociative chemisorbed species to ammonium ions) due both to inhibition on ammonia coordination at copper sites by competitive chemisorption and to its promotion on the formation of Brønsted sites. This clearly influences the possible pathway of further transformation and therefore surface selectivity.

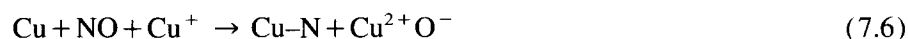
A quantum-mechanical approach, such as those on the role of atomic and molecular oxygen as chemical precursors in the oxidation of ammonia over the Cu(111) surface [433] is probably the direction which could lead to a real breakthrough for the understanding of these catalytic transformations at surfaces, and the identification of the dependence of the selectivity on the nature and concentration of adspecies.

The mechanism of NO reduction by CO has been studied in detail in the past over copper oxide [418,434], Cu/SiO₂, Cu/CuAl₂O₄ and metallic copper [435], CuCo₂O₄ [436] and more recently over Cu/TiO₂ [113]. In all cases, the data refer only to the reaction in the absence of oxygen, because oxygen poisons the activity even when present in low amounts [372]. The high selectivity for oxidation of CO by O₂ rather than the oxidation of CO by NO is typical [437,438]. Furthermore, CO coordination over Cu²⁺ ions is rather weak, differently from coordination over Cu⁺. A method based on this concept to determine Cu⁺ concentration only in Cu-zeolites was also proposed recently [439].

The role of NO reduction by CO was thus found negligible in the reaction mechanism of NO conversion over Cu/ZSM-5 in exhaust gas from lean-burn engines [425], where CO is present together with excess O₂ and where copper is predominantly present as Cu²⁺ (see Section 3.3.3). The study of the reaction

mechanism of anaerobic NO conversion by CO is thus mainly interesting from the fundamental point of view, but is of limited relevance for practical applications.

While minor differences exist between the various authors [113,418,435,436] regarding the details of the reaction mechanism, agreement does exist in general that the reaction proceeds via a redox mechanism in which NO dissociatively coordinates at reduced copper ions forming N· and oxygen adatoms. The latter are picked up from CO (adsorbed or in the gas phase) to form CO₂ or consecutively even carbonate species [113]. Only Panayotov et al. [436] instead indicated the formation of a surface (NO· · · CO) complex with a carbonate, nitro or nitrate-type configuration. Data, however, about the existence and catalytic role of such types of surface complexes is not fully convincing. The overall mechanism may be written according to London and Bell [418] in the following nine elementary steps:



The reaction rate based on a Langmuir–Hinshelwood approach and the above sequence of elementary steps correctly fit experimental data [418]. Rewick and Wise's [435] reaction mechanism is substantially in agreement with the above reaction steps, but they observed that the formation of isocyanate species (Eq. (7)) on the copper surface sites inhibits the reaction. The species, furthermore, acts as the precursor for formation of ammonia in the presence of water vapour. Their results further demonstrate that isocyanate species on copper sites cannot be intermediate in the NO conversion to N₂ as suggested in the case of NO reduction with propene/O₂ (see Section 7.2).

The mechanism proposed by Boccuzzi et al. [113] over Cu/TiO₂ is also in agreement with that reported above, even though they did not detect the formation of isocyanate species and suggest the possibility of N₂O formation by transformation of a copper–dinitrosyl species, as well as by reaction of NO with N adatoms. Furthermore, they suggested that the rate determining step of the NO + CO reaction is the dissociation of NO on defective titania in close contact with small metal particles, thus indicating an active catalytic role of the support.

7.4. Mechanism of N_2O decomposition

The mechanism of N_2O decomposition has never been studied in detail and is generally assumed to involve N_2O chemisorption at reduced copper sites which hold the oxygen released from N_2O to form N_2 (see Eq. (7)). Swamy and co-workers [440,441] have suggested, for example, that N_2O adsorption occurs preferentially by the interaction of N_2O π^* orbitals with the surface states of the oxide lattice (a non-stoichiometric cuprate catalyst in the specific case). At high N_2O pressure, multicentre adsorption leads to the population of the σ^* orbitals causing fission of the N–O bond. They suggested that a Cu^{2+}/Cu^{3+} couple acts as the active site for decomposition of N_2O , similarly to that proposed for decomposition of NO on analogous catalysts [243]. Catalytic data, however, were reported for 60 min only and thus it is not possible to understand if the reaction mechanism involving surface anion vacancies may be effective under stationary conditions. Belapurkar et al. [442] also found that an oxygen-deficient tetragonal form of YBCO high T_c superconducting cuprate showed much higher catalytic activity than an oxygen-rich orthorhombic form. They suggested therefore that the reaction mechanism involves adsorption of N_2O at oxygen vacancies adjacent to copper ions, followed by a change in the valence state of copper and release of nitrogen. The reaction rate is controlled by the thermal release of lattice oxygen. Recent data on the catalytic decomposition of nitrous oxides over metal-exchanged zeolites [103] also suggest a parallelism between NO and N_2O decomposition and a reaction rate controlled by spontaneous thermal reduction of the zeolite catalyst. Li and Armor [103], however, claimed a much higher reaction rate over these zeolites (especially over Cu/ZSM-5 and Co/ZSM-5) than over other types of catalysts. Data have also been reported for the reaction of N_2O with methane over Co/ZSM-5 [443]. It was found that (i) the addition of oxygen does not affect the rate of N_2O decomposition and (ii) the rate of N_2O conversion is not promoted by the addition of CH_4 , but rather is considerably depressed when O_2 and CH_4 are present simultaneously. N_2O instead promotes NO conversion by methane in the absence of O_2 . Even though data for Co/ZSM-5 only are reported, the effect of the addition of hydrocarbon and O_2 on the conversion of N_2O and the effect of N_2O on the conversion of NO suggest that possibly the catalyst activity is determined by surface factors other than the rate of spontaneous catalyst reduction. Schulz et al. [444] observed, in fact, that in an homologous series of Cu/Cr oxides the activity is not correlated with the partial pressure of the lattice oxygen, but rather with the integral overlap between surface states of the catalyst and the colliding N_2O molecule. Larsson [445] more recently suggested an analogous resonance mechanism based on re-examination of literature data. Recently the possibility of isothermal oscillations in the catalytic decomposition of N_2O on Cu/MFI was also shown [446]. The addition of oxygen did not change the oscillations, while the presence of NO immediately quenched the oscillations and increases the conversion of N_2O . This is probably due to a deactivation of NO over the rate of N_2O decomposition caused

by the formation of nitrate species which block the reactivity of copper ions [306,447].

In conclusion, data on the mechanism of N_2O decomposition are limited, but recent evidences suggest that the reaction mechanism may be more complex than only the reoxidation of surface oxygen vacancies created during initial pretreatment or by spontaneous reduction.

8. Concluding remarks

Copper-based catalysts are a useful model for the investigation of the fundamental aspects of the chemistry of the interaction and surface transformation of nitrogen oxides over solid catalysts. The analysis of publications in this area show, however, that several points deserve more specific studies. More attention to a comparative analysis of the structure/activity relationship in other (active and inactive) copper-based catalysts is also needed. Furthermore, there are several specific topics which need more careful investigations:

- The nature/reactivity of copper species on the oxide surface, especially of multinuclear copper species with intermediate nuclearity between isolated copper ions directly interacting with the support through oxygen bridges and supported CuO crystalline particles.
- The relationship between global and local zeolite characteristics (Madelung potential, softness, etc.) and nature/reactivity of isolated copper ions interacting with the zeolite framework.
- The nature/reactivity of low nuclearity multinuclear oxide species inside structured microporous materials (zeolites).
- The adsorbate-driven relocation or restructuring of active sites during the catalytic reaction, with particular reference to the case of Cu-zeolites.
- Cooperative and synergetic effects between active sites (also considering their modification in the presence of adspecies) in relation to the reaction mechanism.
- Presence of multiple surface pathways, dependence of the selectivity on the nature and concentration of adspecies, inhibition or promotion of adsorption driven by other adspecies, transient versus steady-state activity, active versus spectator (or with lower rate of transformation) species.
- Molecular and reaction modelling of the reaction mechanism using a quantum-mechanical approach and computer simulation.
- Analogies and differences between the mechanisms of transformation over surfaces and in enzyme systems.

All these topics are not only of specific interest for the conversion of nitrogen oxides at copper-based surfaces, but also indicate some of the guidelines for future research in catalysis. The reactions of nitrogen oxides in the presence or absence of reductants and/or oxygen on copper-based catalysts can be viewed as an optimal

model system for fundamental catalysis investigation and for a more scientific approach to catalyst design by reaction modelling.

References

- [1] A.R. Butler and D.L.H. Williams, *Chem. Soc. Rev.*, (1993) 233.
- [2] C. Kroeze, *Sci. Total Environm.*, 152 (1994) 189.
- [3] A.R. van Amstel and R.J. Swart, *Fertilizer Res.*, 37 (1994) 213.
- [4] G. De Soete, *Rev. Inst. Fr. Petr.*, 48 (1993) 413.
- [5] J.N. Armor, *Appl. Catal. B*, 1 (1992) 221.
- [6] K.C. Taylor, *Catal. Rev.-Sci. Eng.*, 35 (1993) 457.
- [7] H. Bosch and F.J. Janssen, *Catal. Today*, 2 (1988) 369.
- [8] T.J. Truex, R.A. Searles and D.C. Sun, *Platinum Metal Rev.*, 36 (1992) 2.
- [9] M. Iwamoto and N.J. Mizuno, *Automotive Eng. D: Proc. Inst. Mech. Eng.*, 207 (1993) 23.
- [10] M. Iwamoto, *Stud. Surf. Sci. Catal.*, 84 (1994) 1395.
- [11] M. Iwamoto, in *Preprints, JECAT'95, Lyon (France) Apr. 1995, Vol. I, p. 25.* also *Catal. Today*, in press.
- [12] M. Iwamoto and Y. Yahiro, *Catal. Today*, 22 (1994) 5.
- [13] M. Shelef, *Catal. Rev.-Sci. Eng.*, 11 (1975) 1.
- [14] M. Shelef, K. Otto and H.S. Gandhi, *J. Catal.*, 12 (1968) 361.
- [15] M. Shelef and J.T. Kummer, *Chem. Eng. Progr. Symp. Series*, 67 (1970) 74.
- [16] H.S. Gandhi and M. Shelef, *J. Catal.*, 28 (1973) 1.
- [17] J.W. London and A.T. Bell, *J. Catal.*, 28 (1973) 32.
- [18] K.M. Minachev, G.V. Antoshin, Y.A. Yusifov and E.S. Shpiro, *ACS Symp. Series*, 40 (1977) 559.
- [19] J.O. Petunchi and W.K. Hall, *J. Catal.*, 80 (1983) 403.
- [20] F.R. Benn, J. Dwyer, A. Esfahani, N.P. Evmerides and A.K. Srczepura, *J. Catal.*, 48 (1977) 60.
- [21] C.M. Naccache and Y. Ben Taarit, *J. Catal.*, 22 (1971) 171.
- [22] I.E. Maxwell and E. Drent, *J. Catal.*, 41 (1976) 412.
- [23] P.A. Jacobs and H.K. Beyer, *J. Phys. Chem.*, 83 (1979) 1174.
- [24] Y.-Y. Huang, *J. Catal.*, 30 (1973) 187.
- [25] C.C. Chao and J.H. Lunsford, *J. Phys. Chem.*, 76 (1972) 1546.
- [26] I.E. Maxwell, R.S. Downing and S.A. van Langen, *J. Catal.*, 61 (1980) 485.
- [27] I.E. Maxwell, J.J. de Boer and R.S. Downing, *J. Catal.*, 61 (1980) 493.
- [28] T. Kubo, H. Tominaga and T. Kunugi, *Bull. Chem. Soc. Jpn.*, 46 (1973) 3549.
- [29] R.G. Herman, J.H. Lunsford, H. Beyer, P.A. Jacobs and J.B. Uytterhoeven, *J. Phys. Chem.*, 79 (1975) 2388.
- [30] P.A. Jacobs, W. De Wilde, R.A. Shoonheydt and J.B. Uytterhoeven, *Trans. Faraday Soc.*, 5 (1976) 1221.
- [31] Y.Y. Huang and E.F. Vansant, *J. Phys. Chem.*, 77 (1973) 663.
- [32] K. Otto and M. Shelef, *J. Phys. Chem.*, 76 (1972) 37.
- [33] T. Seiyama, T. Arakawa, T. Matsuda, N. Yamazoe and Y. Takita, *Chem. Lett.*, (1975) 781.
- [34] T. Seiyama, T. Arakawa, T. Matsuda, Y. Takita and N. Yamazoe, *J. Catal.*, 48 (1977) 1.
- [35] T. Arakawa, M. Mizumoto, Y. Takita, N. Yamazoe and T. Seiyama, *Bull. Chem. Soc. Jpn.*, 50 (1977) 1431.
- [36] M. Mizumoto, N. Yamazoe and T. Seiyama, *J. Catal.*, 55 (1978) 119.
- [37] M. Mizumoto, N. Yamazoe and T. Seiyama, *J. Catal.*, 59 (1979) 319.
- [38] W.B. Williamson and J.H. Lunsford, *J. Phys. Chem.*, 80 (1976) 2664.
- [39] N.D. Oates and J.H. Lunsford, *J. Mol. Catal.*, 9 (1980) 91.
- [40] J.W. Byrne, J.M. Chen and B.K. Sponello, *Catal. Today*, 13 (1992) 33.
- [41] R.M. Heck, J.M. Chen, B.K. Sponello and L. Morris, in J.N. Armor (Editor), *Environmental Catalysis, Am. Chem. Soc. Symp. Series, Vol. 552, Am. Chem. Soc.*, 1994, Ch. 17, p. 215.
- [42] G. Centi, C. Nigro, S. Perathoner and G. Stella, *Catal. Today*, 17 (1993) 159.
- [43] M. Iwamoto, H. Furukawa, Y. Mine, F. Uemura, S. Mikuriya and S. Kagawa, *J. Chem. Soc. Chem. Commun.*, (1986) 1272.
- [44] M. Iwamoto, H. Furukawa and S. Kagawa, *Stud. Surf. Sci. Catal.*, 28 (1986) 943.

- [45] M. Iwamoto, H. Yahiro, Y. Mine and S. Kagawa, *Chem. Lett.*, (1989) 213.
- [46] M. Iwamoto, H. Yahiro and K. Tanda, *Stud. Surf. Sci. Catal.*, 44 (1989) 219.
- [47] M. Iwamoto, *Stud. Surf. Sci. Catal.*, 54 (1990) 121.
- [48] M. Iwamoto and H. Hamada, *Catal. Today*, 10 (1991) 57.
- [49] S. Kagawa, S. Yokoo and M. Iwamoto, *J. Chem. Soc. Chem. Commun.*, (1978) 1058.
- [50] M. Iwamoto, S. Yokoo, K. Sakai and S. Kagawa, *J. Chem. Soc. Faraday Trans. 1*, 77 (1981) 1629.
- [51] M. Iwamoto, H. Yahiro, S. Shundo, Y. Yu-u and N. Mizuno, *Shokubai (Catalyst)*, 32 (1990) 430.
- [52] W. Held, A. Konig, T. Richter and L. Puppe, *SAE Paper*, 900496 (1990).
- [53] G. Zhang, T. Yamaguchi, H. Kawakami and T. Suzuki, *Appl. Catal. B*, 1 (1992) L15.
- [54] A. Obuchi, A. Ohi, M. Nakamura, A. Ogata, K. Mizuno and H. Ohuchi, *Appl. Catal. B*, 2 (1993) 71.
- [55] R. Burch, P.J. Millington and A.P. Walker, in *Preprints Div. Petrol. Chem.*, 207th ACS Meeting, San Diego (CA) March 1994, Vol. 39, 1994, p. 150.
- [56] K.I. Choi and M.A. Vannice, *J. Catal.*, 131 (1991) 36.
- [57] F. Kapteijn, S. Stegenga, N.J.J. Dekker, J.W. Bijsterbosch and J.A. Moulijn, *Catal. Today*, 16 (1993) 273.
- [58] N. Takahashi, H. Shinjoh, T. Iijima, T. Suzuki, K. Yamazaki, K. Yokota, H. Suzuki, N. Miyoshi, S.-I. Matsumoto, T. Tanizawa, T. Tanaka, S.-S. Tateishi, K. Kasahara, in G. Centi, C. Cristiani, P. Forzatti and S. Perathoner (Editors), *Environmental Catalysis 1995*, SCI, Rome, 1995, p. 45. also *Catal. Today*, in press.
- [59] N. Miyoshi, T. Tanizawa, S. Takeshima, N. Takahashi and K. Kasahara, *Toyota Techn. Rev.*, 44 (1995) 21.
- [60] K.S. Sun, K.C. Kong and C.H. Chung, *Inorg. Chem.*, 30 (1991) 1998.
- [61] K. Yogo, M. Ihara, T. Terasaki and E. Kiguchi, *Appl. Catal. B*, 2 (1993) L1.
- [62] Y. Li and J.N. Armor, *J. Catal.*, 145 (1994) 1.
- [63] Y. Li and J.N. Armor, *Appl. Catal. B*, 1 (1992) L31.
- [64] C. Yokoyama and M. Misono, *Bull. Chem. Soc. Jpn.*, 67 (1994) 557.
- [65] K. Yogo, M. Ihara, I. Terasaki and E. Kiguchi, *Catal. Lett.*, 17 (1993) 303.
- [66] Y. Li and J.N. Armor, *Appl. Catal. B*, 3 (1993) L1.
- [67] K. Yogo, M. Umeno, H. Watanabe and E. Kiguchi, *Catal. Lett.*, 19 (1993) 131.
- [68] Y. Kintaichi, H. Hamada, M. Tabata, M. Sasaki and T. Ito, *Catal. Lett.*, 6 (1990) 239.
- [69] S. Subramanian, R.J. Kudla, W. Chun and M.S. Chattha, *Ind. Eng. Chem. Res.*, 32 (1993) 1805.
- [70] B. Dziejwiecka and Z. Dziejwiecki, *Catal. Today*, 17 (1993) 121.
- [71] H. Hamada, Y. Kintaichi, M. Sasaki, T. Ito and M. Tabata, *Appl. Catal.*, 75 (1991) L1.
- [72] H.W. Jen and H.S. Gandhi, in J.N. Armor (Editor), *Environmental Catalysis*, Am. Chem. Soc. Symp. Series, Vol. 552, Am. Chem. Soc., Washington D.C., 1994, Ch. 5, p. 53.
- [73] Y. Ukisu, S. Sato, G. Muramatsu and K. Yoshida, *Catal. Lett.*, 16 (1992) 11.
- [74] Y. Li and J.N. Armor, *Appl. Catal. B*, 2 (1993) 239.
- [75] T. Tabata, M. Kokitsu and O. Osaka, *Catal. Lett.*, 25 (1994) 393.
- [76] R. Gopalakrishnan, P.R. Stafford, J.E. Davidson, W.C. Hecker and C.H. Bartholomew, *Appl. Catal. B*, 2 (1993) 165.
- [77] J.T. Yeh, R.J. Demski, J.P. Strakey and J.I. Joubert, *Environm. Prog.*, 4 (1985) 223.
- [78] G. Centi, A. Riva, N. Passarini, G. Brambilla, B.K. Hodnett, B. Delmon and M. Ruwet, *Chem. Eng. Sci.*, 45 (1990) 2679.
- [79] G. Centi, N. Passarini, S. Perathoner and A. Riva, *Ind. Eng. Chem. Res.*, 31 (1992) 1947.
- [80] G. Centi, N. Passarini, S. Perathoner and A. Riva, *Ind. Eng. Chem. Res.*, 31 (1992) 1956.
- [81] J.H.A. Kiel, A.C.S. Edelaar, W. Prins and W.P.M. van Swaaij, *Appl. Catal. B*, 1 (1992) 41.
- [82] B. Karheuser, B.K. Hodnett, A. Riva, G. Centi, H. Matralis, M. Ruwet, P. Grange and N. Passarini, *Ind. Eng. Chem. Res.*, 30 (1991) 2105.
- [83] P. Harriot and J.M. Markussen, *Ind. Eng. Chem. Res.*, 31 (1992) 373.
- [84] M. Waquif, O. Saur, J.C. Lavalley, S. Perathoner and G. Centi, *J. Phys. Chem.*, 95 (1991) 4051.
- [85] G. Centi, N. Passarini, S. Perathoner, A. Riva and G. Stella, *Ind. Eng. Chem. Res.*, 31 (1992) 1963.
- [86] G. Centi, S. Perathoner, B. Karheuser and B.K. Hodnett, *Catal. Today*, 17 (1993) 103.
- [87] E. Richter, *Catal. Today*, 7 (1990) 93.
- [88] L. Singoredjo, M. Slagt, J. van Wees, F. Kapteijn and J.A. Moulijn, *Catal. Today*, 7 (1990) 157.
- [89] S. Stegenga, R. van Soest, F. Kapteijn and J.A. Moulijn, *Appl. Catal. B*, 2 (1993) 257.
- [90] J. Blanco, J.F. Garcia de la Banda, P. Avila and F. Melo, *J. Phys. Chem.*, 90 (1986) 4789.
- [91] J. Blanco, P. Avila and L. Marzo, *Catal. Today*, 17 (1993) 325.

- [92] G. Ertl, R. Hierl, H. Knözinger, N. Thiele and H.P. Urbach, *Appl. Surf. Sci.*, 5 (1980) 49.
- [93] R. Hierl, H. Knözinger and H.P. Urbach, *J. Catal.*, 69 (1981) 475.
- [94] J. Blanco, P. Avila, J.L.G. Fierro, *Appl. Catal. A*, 96 (1993) 331.
- [95] R. Gopalakrishnan and C.H. Barholomew, in *Preprints Div. Petrol. Chemistry, 207th ACS Meeting, San Diego (CA), March 1994, Vol. 39, 1994*, p. 112.
- [96] R. Gopalakrishnan, J. Davidson, P. Stafford, W.C. Hecker and C.H. Barholomew, in J.N. Armor (Editor), *Environmental Catalysis, Am. Chem. Soc. Symp. Series, Vol. 552, Am. Chem. Soc., Washington D.C., 1994, Ch. 7*, p. 75.
- [97] M. Anpo, T. Nomura, T. Kitao, E. Giamello, D. Murphy, M. Che and M.A. Fox, *Res. Chem. Inter.*, 15 (1991) 225.
- [98] M. Anpo, M. Matsuoka, Y. Shioya, H. Yamashita, E. Giamello, C. Morterra, M. Che, H.H. Patterson, S. Webber, S. Ouelette and M.A. Fox, *J. Phys. Chem.*, 98 (1994) 5744.
- [99] K. Ebitani, M. Morokuma and A. Morikava, *Stud. Surf. Sci. Catal.*, 84 (1994) 1501.
- [100] K. Ebitani, M. Morokuma, J.-H. Kim and A. Morikava, *J. Catal.*, 141 (1993) 725.
- [101] J.W. Hightower and D.A. VanLeirsburg, in R.L. Klimish and J.G. Larson (Editors), *The Catalytic Chemistry of Nitrogen Oxides*, Plenum Press, New York, 1975, p. 63.
- [102] B.W. Riley and J.R. Richmond, *Catal. Today*, 17 (1993) 277.
- [103] Y. Li and J.N. Armor, *Appl. Catal. B*, 1 (1992) L21.
- [104] Y. Li and J.N. Armor, US patent 5 171 553 (1992).
- [105] H. Arai, H. Tominaga, J. Tsuchiya, in G. Bond, P.B. Wells and F.C. Tompkin (Editors), *Proceedings, 6th International Congress on Catalysis, London, 1976. The Chemical Society, London, 1977*, p. 997.
- [106] M. Machida, K. Yasuoka, K. Eguchi and H. Arai, *J. Chem. Soc. Chem. Commun.*, (1990) 1165.
- [107] M. Machida, S. Ogata, K. Yasuoka, K. Eguchi and H. Arai, *Stud. Surf. Sci. Catal.*, 75 (1993) 2645.
- [108] N. Imanaka, S. Banno and G.-Y. Adachi, *Chem. Lett.*, (1994) 319.
- [109] C.E. Ruggiero, S.M. Carrier, W.E. Antholine, J.W. Whittaker, C.J. Cramer and W.B. Tolman, *J. Am. Chem. Soc.*, 115 (1993) 11285.
- [110] W.B. Tolman, *Inorg. Chem.*, 30 (1991) 4877.
- [111] D.M. Dooley, M.A. McGuirl, A.C. Rosenzweig, J.A. Landin, R.A. Scott, W.G. Zumft, F. Devlin and P.J. Stephens, *Inorg. Chem.*, 30 (1991) 3006.
- [112] C.L. Hulse, B.A. Averill and J.M. Tiedje, *J. Am. Chem. Soc.*, 111 (1989) 2322.
- [113] F. Buccuzzi, E. Guglielminotti, G. Martra and G. Cerrato, *J. Catal.*, 146 (1994) 449.
- [114] K.R. Thampi, P. Ruterana and M. Grätzel, *J. Catal.*, 126 (1990) 572.
- [115] T.-J. Huang and T.-C. Yu, *Appl. Catal.*, 71 (1991) 275.
- [116] M. Iwamoto, H. Yahiro and N. Mizuno, *J. Chem. Soc. Jpn.*, (1991) 574.
- [117] I. Halaz, A. Brenner, M. Shelef and K.Y.S. Ng, *Catal. Lett.*, 11 (1991) 327.
- [118] T. Iizuka, H. Ikeda and S. Okazaki, *J. Chem. Soc. Faraday Trans. 1*, 82 (1986) 61.
- [119] I.-S. Nam, U.-C. Hwang, S.-W. Ham and Y.G. Kim, in S. Yoshida, N. Takezawa and T. Ono (Editors), *Catalytic Science and Technology, Vol. 1, VCH, Basel, 1990*, p. 165.
- [120] H. Yasuda, T. Nitadori, N. Mizuno and M. Misono, *J. Chem. Soc. Jpn. (Nippon Kagaku Kaishi)*, (1991) 604.
- [121] C.S. Swamy and J. Christopher, *Catal. Rev.-Sci. Eng.*, 34 (1992) 409.
- [122] M.C. Marion, E. Garbowski and M. Primet, *J. Chem. Soc. Faraday Trans.*, 86 (1990) 3027.
- [123] N. Guilhaume and M. Primet, *J. Chem. Soc. Faraday Trans.*, 90 (1994) 1541.
- [124] H. Rajesh and U.S. Ozkan, *Ind. Eng. Chem. Res.*, 32 (1993) 1622.
- [125] A. Wolberg and J.F. Roth, *J. Catal.*, 15 (1969) 250.
- [126] R.M. Friedman, J.J. Freeman and F.W. Lyte, *J. Catal.*, 55 (1978) 10.
- [127] J.J. Freeman and R.M. Friedman, *J. Chem. Soc. Faraday Trans. 1*, 74 (1978) 758.
- [128] M. Lo Jacono, A. Cimino and M. Inversi, *J. Catal.*, 76 (1982) 320.
- [129] H.C. Chen and R.B. Anderson, *J. Catal.*, 43 (1976) 200.
- [130] M. Barber, P.K. Sharpe and J.C. Vickerman, *J. Catal.*, 41 (1976) 240.
- [131] M. Shelef, M.A.Z. Wheeler and H.C. Yao, *Surf. Sci.*, 47 (1975) 697.
- [132] J. Laine, F. Severino, A. Lopez-Agudo and J.L.G. Fierro, *J. Catal.*, 129 (1991) 297.
- [133] B.R. Strohmeier, D.E. Leyden, R.S. Field and D.M. Hercules, *J. Catal.*, 94 (1985) 514.
- [134] F. Pepe, C. Angeletti, S. de Rossi and M. Lo Jacono, *J. Catal.*, 91 (1985) 69.
- [135] E. Garbowski and M. Primet, *J. Chem. Soc. Chem. Commun.*, (1991) 11.
- [136] T.J. Huang, T.C. Yu and S.-H. Chang, *Appl. Catal.*, 52 (1989) 157.

- [137] G. Centi, S. Perathoner, P. Biglino and E. Giamello, *J. Catal.*, 152 (1995) 75.
- [138] A.A. Davydov, *Infrared Spectroscopy of Adsorbed Species on the Surface of Transition Metal Oxides*, Wiley, New York, 1990, Ch. 2.
- [139] H. Knözinger and P. Ratnasamy, *Catal. Rev.-Sci. Eng.*, 17 (1978) 31.
- [140] D.L. Locke, E.D. Johnson and R.P. Merriell, *Catal. Rev.-Sci. Eng.*, 26 (1984) 163.
- [141] W.P. Dow and T.-J. Huang, *J. Catal.*, 147 (1994) 322.
- [142] H. Kobayashi, N. Takegawa, C. Minochi and K. Takahashi, *Chem. Lett.*, (1980) 1197.
- [143] M. Shimokawabe, N. Takegawa and H. Kobayashi, *Appl. Catal.*, 22 (1982) 379.
- [144] A. Baiker, D. Monti and A. Wokaum, *Appl. Catal.*, 83 (1993) 323.
- [145] M.A. Kohler, H.E. Curry-Hughes, B.A. Sexton and N.W. Cant, *J. Catal.*, 108 (1987) 323.
- [146] M.A. Kohler, J.E. Lee, D.L. Trimm, N.W. Cant and M.S. Wainwright, *Appl. Catal.*, 31 (1987) 323.
- [147] G. Centi, S. Perathoner, Y. Shioya and M. Anpo, *Res. Chem. Inter.*, 17 (1992) 125.
- [148] M. Anpo, T. Nomura, Y. Shioya, M. Che, D. Murphy and E. Giamello, *Stud. Surf. Sci. Catal.*, 75 (1993) 2155.
- [149] N. Kakuta, A. Kazusaka and Y. Miyahara, *Chem. Lett.*, (1982) 913.
- [150] N. Kakuta, A. Kazusaka, A. Yamazaki and K. Miyahara, *J. Chem. Soc. Faraday Trans. 1*, 80 (1984) 3245.
- [151] M. Nomura, A. Kazusaka, N. Kakuta, Y. Ukisu and K. Miyahara, *J. Chem. Soc. Faraday Trans. 1*, 83 (1987) 1227.
- [152] A. Kazusaka, A. Yamazaki and N. Kakuta, *J. Chem. Soc. Faraday Trans. 1*, 82 (1986) 1553.
- [153] N. Kakuta, A. Kazusaka and K. Miyahara, *Bull. Chem. Soc. Jpn.*, 59 (1986) 3267.
- [154] M. Nomura, A. Kazusaka, Y. Ukisu and N. Kakuta, *J. Chem. Soc. Faraday Trans. 1*, 83 (1987) 2635.
- [155] M. Nomura, A. Kazusaka, N. Kakuta, Y. Ukisu and K. Miyahara, *Chem. Phys. Lett.*, 122 (1985) 538.
- [156] S. Abrink and L.-J. Norrby, *Acta Crystallogr. B*, 26 (1970) 8.
- [157] N. Takezawa, H. Kobayashi, Y. Kanegai and M. Shimowabe, *Appl. Catal.*, 3 (1982) 381.
- [158] M.A. Kohler, N.W. Cant, N.S. Wainwright and D.L. Trimm, *J. Catal.*, 117 (1989) 188.
- [159] G.J. Millar, C.H. Rochester and K.C. Waugh, *J. Chem. Soc. Faraday Trans.*, 87 (1991) 1467.
- [160] S.J. Gentry and P.T. Walsh, *J. Chem. Soc. Faraday Trans. 1*, 78 (1982) 1515.
- [161] G.C. Bond, S.N. Namijo and J.S. Wakeman, *J. Mol. Catal.*, 64 (1991) 305.
- [162] C.J.G. van der Grift, A.F. Willers, B.P.J. Joghi, J. van Beijnem, M. de Boer, M. Versluijs-Helder and J.W. Geus, *J. Catal.*, 131 (1991) 178.
- [163] K.P. de Jong, J.W. Geus and J. Joziassse, *Appl. Surf. Sci.*, 6 (1980) 273.
- [164] V. Higgs and J. Pritchard, *Appl. Catal.*, 25 (1986) 149.
- [165] J.C. Kenvin and M.G. White, *J. Catal.*, 130 (1991) 447.
- [166] K.P. Jong, J.W. Geus and J. Joziassse, *J. Catal.*, 65 (1980) 437.
- [167] C.J.G. van der Grift, J.W. Geus, M.J. Kappers and J.H. van der Maas, *Catal. Lett.*, 3 (1989) 159.
- [168] C.J.G. van der Grift, P.A. Elberse, A. Mulder and J.W. Geus, *Appl. Catal.*, 59 (1990) 275.
- [169] C.J.G. van der Grift, A. Mulder and J.W. Geus, *Appl. Catal.*, 60 (1990) 181.
- [170] M. Amara, M. Battahar, L. Gengembre and D. Oliver, *Appl. Catal.*, 35 (1987) 153.
- [171] T. Yamaguchi, *Catal. Today*, 20 (1994) 199.
- [172] M. Shimokawabe, H. Asakawa and N. Takezawa, *Appl. Catal.*, 59 (1990) 45.
- [173] N. Takezawa, M. Shimokawabe, H. Hiramatsu, H. Sugiura, H. Asakawa and H. Kobayashi, *React. Kinet. Catal. Lett.*, 33 (1987) 191.
- [174] M. Shimokawabe, H. Asakawa and N. Takezawa, *Bull. Chem. Soc. Jpn.*, 56 (1983) 1337.
- [175] R.A. Koeppl, A. Baiker and A. Wokaum, *Appl. Catal. A*, 84 (1992) 77.
- [176] Y. Sun and P.A. Sermon, *Topics in Catal.*, 1 (1984) 145.
- [177] F.S. Delk and A. Vavere, *J. Catal.*, 85 (1984) 380.
- [178] F. Buccuzzi, M. Baricco and E. Guglielminotti, *Appl. Surf. Sci.*, 70/71 (1993) 147.
- [179] J.M.G. Amores, V.S. Escribano, G. Busca and V. Lorenzelli, *J. Mater. Chem.*, 4 (1994) 965.
- [180] G. Busca, *J. Mol. Catal.*, 43 (1987) 225.
- [181] G.G. Jernigan and G.A. Somorjai, *J. Catal.*, 147 (1994) 567.
- [182] A.R. Balkenende, O.L.J. Gijzeman, J.W. Geus, in S. Yoshida, N. Takezawa and T. Ono (Editors), *Catalytic Science and Technology Vol. 1*, VCH, Basel, 1990, p. 177.
- [183] A.R. Balkenende, O.L.J. Gijzeman and J.W. Geus, *Appl. Surf. Sci.*, 37 (1989) 189.
- [184] A.R. Balkenende, W.E.J. van Kooten, A.R. Pieters, M. Lamers, F.J. Jansse and J.W. Geus, *Appl. Surf. Sci.*, 68 (1993) 439.
- [185] R. Raval, S.F. Parker, M.E. Pemble, P. Hollins, J. Pritchard and M.A. Chester, *Surf. Sci.*, 203 (1988) 353.

- [186] A.T.S. Wee, J. Lin, A.C.H. Huan, F.C. Loh and K.L. Jan, *Surf. Sci.*, 304 (1994) 145.
- [187] X. Xu S.M. Vesecky, J.W. He and D.W. Goodman, *J. Vac. Sci., Technol. A*, 11 (1993) 1930.
- [188] K. Klier, *Langmuir*, 4 (1988) 13.
- [189] R.A. Schoonheydt, *Catal. Rev.-Sci. Eng.*, 35 (1993) 129.
- [190] V.B. Kazanskii, *Kinet. Catal.*, 11 (1970) 378 (English version).
- [191] L. Dall'Olio, Thesis (Univ. Bologna), 1994.
- [192] J. Valyon and W.K. Hall, *Catal. Lett.*, 19 (1993) 109.
- [193] G.D. Lei, B.J. Adelman, J. Sarkany and W.M.H. Sachtler, *Appl. Catal. B*, 5 (1995) 245.
- [194] R. Beer, G. Calzaferri and I. Kamber, *J. Chem. Soc. Chem. Commun.*, (1991) 1498.
- [195] H. Hamada, N. Matsubayashi, H. Shimada, Y. Kintaichi, T. Ito and A. Nishijima, *Catal. Lett.*, 5 (1990) 189.
- [196] J. Sarkany, J.L. d'Itri and W.M.H. Sachtler, *Catal. Lett.*, 16 (1992) 241.
- [197] E.S. Shpiro, W. Grünert, R.W. Joyner and G.N. Baeva, *Catal. Lett.*, 24 (1994) 159.
- [198] E.S. Shpiro, R.W. Joyner, W. Grünert, N.W. Hayes, M.R.H. Siddiqui and G.N. Baeva, *Stud. Surf. Sci. Catal.*, 84 (1994) 1483.
- [199] D.J. Parrillo, D. Dolenc, R.J. Gorte and R.W. McCabe, *J. Catal.*, 142 (1993) 708.
- [200] G. Spoto, S. Bordiga, E. Garrone, G. Ghiotti, A. Zecchina, G. Petrini and G. Leofanti, *J. Mol. Catal.*, 74 (1992) 175.
- [201] J. Dedecek and B. Wichterlova, *J. Phys. Chem.*, 98 (1994) 5721.
- [202] B. Wichterlova, J. Dedecek and Z. Tvaruzkova, *Stud. Surf. Sci. Catal.*, 84 (1994) 1555.
- [203] B. Wichterlova, J. Dedecek and A. Vondrava, *J. Phys. Chem.*, 99 (1995) 1065.
- [204] B. Wichterlova, Z. Sobalick and A. Vondrava, in *Preprints, JECAT'95, Lyon (France) Apr. 1995, Vol. II*, p. 119. also *Catal. Today*, in press.
- [205] C.-Y. Lee, K.-Y. Choi and B.-H. Ha, *Appl. Catal. B*, 5 (1994) 7.
- [206] Y. Zhang, K.M. Leo, A.F. Sarofin, Z. Hu and M. Flytzani-Stephanopoulos, *Catal. Lett.*, 31 (1995) 75.
- [207] A.V. Kucherov and A.A. Slinkin, *Zeolites*, 6 (1986) 175.
- [208] A.V. Kucherov, A.A. Slinkin, D.A. Konratev, T. Bondarenka, A.M. Rubinstein and Kh.M. Minachev, *Zeolites*, 5 (1985) 320.
- [209] M. Zamadics, X. Chen and L. Kevan, *J. Phys. Chem.*, 96 (1992) 5488.
- [210] H.G. Karge, B. Wichterlova and K.H. Beyer, *J. Chem. Soc. Faraday Trans. 1*, 88 (1992) 1345.
- [211] B. Wichterlova, Z. Sobalik and M. Skokanek, *Appl. Catal. A*, 103 (1993) 269.
- [212] G.L. Price, V. Kanazirev and D.F. Church, *J. Phys. Chem.*, 99 (1995) 864.
- [213] K.C.C. Kharas, H.J. Robota and A. Datye, in *J.N. Armor (Editor), Environmental Catalysis, Am. Chem. Soc. Symp. Series, Vol. 552, Am. Chem. Soc, Washington D.C., 1994, Ch. 4, p. 39*.
- [214] K.C.C. Kharas, H.J. Robota and D.J. Liu, *Appl. Catal. B*, 2 (1993) 225.
- [215] D.J. Parrillo, J.P. Fortney and R.J. Gorte, *J. Catal.*, 153 (1995) 190.
- [216] P.A. Jacobs, J.B. Uytterhoeven and H.K. Beyer, *J. Chem. Soc. Faraday Trans. 1*, 75 (1979) 56.
- [217] P.A. Jacobs, H. Nijs and J. Verdonck, *J. Chem. Soc. Faraday Trans. 1*, 75 (1979) 1196.
- [218] M. Briend-Faure, J. Jeanjean, M. Kermarec and D. Delafosse, *J. Chem. Soc. Faraday Trans. 1*, 74 (1978) 1538.
- [219] M. Briend-Faure, J. Jeanjean, D. Delafosse and P. Gallezot, *J. Phys. Chem.*, 84 (1980) 875.
- [220] A.V. Kucherov, A.A. Slinkin, G.K. Beyer and G. Bordely, *J. Chem. Soc. Faraday Trans. 1*, 85 (1989) 2737.
- [221] C. Jansse, P.J. Grobet, R.A. Schoonheydt and J.C. Jansen, *Zeolites*, 11 (1991) 184.
- [222] M.W. Anderson and L. Kevan, *J. Phys. Chem.*, 91 (1987) 4174.
- [223] C.W. Lee, X. Chen and L. Kevan, *Catal. Lett.*, 15 (1992) 75.
- [224] C.W. Lee, X. Chen, M. Zamadics and L. Kevan, *J. Chem. Soc. Faraday Trans.*, 89 (1993) 4137.
- [225] A. Corma, G. Sastre, R. Viruda and C. Zicovich-Wilson, *J. Catal.*, 136 (1992) 521.
- [226] W. Langenaeker, N. Coussement, F. De Proft and P. Geerlings, *J. Phys. Chem.*, 98 (1994) 3010.
- [227] G. Spoto, A. Zecchina, S. Bordiga, G. Ricchiardi, G. Martra, G. Leofanti and G. Petrini, *Appl. Catal. B*, 3 (1994) 151.
- [228] A. Miyamoto, M. Kubo, K. Matsuba, T. Inui, in *M. Doyama (Editor), Computer Aided Innovation in New Materials 2, North Holland, Amsterdam, 1993, part 2, p. 1025*.
- [229] Y. Yokomichi, H. Ohtsuka, T. Tabata, O. Okada, Y. Yokoi, H. Ishikawa, R. Yamaguchi, H. Matsui, A. Tachibana and T. Yamabe, *Catal. Today*, 23 (1995) 431.
- [230] D.H. Strome and K. Klier, *J. Phys. Chem.*, 84 (1980) 981.

- [231] Y. Itho, S. Mishiyama, S. Tsuruya and M. Masai, *J. Phys. Chem.*, 98 (1994) 960.
- [232] J.B. Peri, *J. Phys. Chem.*, 79 (1975) 1582.
- [233] G.V. Antoshin, Kh.M. Minachev, E.M. Sevast'yanov, D.A. Kondrat'ev and H.-H. Chang, *Adv. Chem. Ser.*, 101 (1971) 514.
- [234] H. Mor, K. Mineo, N. Mizuno and M. Iwamoto, *J. Chem. Soc. Chem. Commun.*, 975 (1994).
- [235] P. Gallezot, Y. Ben Taarit and B. Imelik, *C.R. Acad. Sci. Ser. C*, 272 (1971) 261.
- [236] C.-C. Chao and J.H. Lunsford, *J. Chem. Phys.*, 57 (1972) 1890.
- [237] Y. Li and W.K. Hall, *J. Catal.*, 129 (1991) 202.
- [238] M. Iwamoto, H. Yahiro, K. Tanda, N. Mizuno, Y. Mine and S. Kagawa, *J. Phys. Chem.*, 95 (1991) 3757.
- [239] G. Centi, C. Nigro and S. Perathoner, *Mater. Eng.*, 5 (1994) 223.
- [240] G. Centi, C. Nigro and S. Perathoner, *React. Kinet. Catal. Lett.*, 53 (1994) 79.
- [241] M. Shelef, *Catal. Lett.*, 15 (1990) 305.
- [242] A.V. Kucherov, J.L. Gerlock, H. Jen and M. Shelef, *Zeolites*, 15 (1995) 9.
- [243] H. Yasuda, T. Nitadori, N. Mizuno and M. Misono, *Bull. Chem. Soc. Jpn.*, 66 (1993) 3492.
- [244] G. Spoto, S. Bordiga, D. Scarano and A. Zecchina, *Catal. Lett.*, 13 (1992) 39.
- [245] E. Giamello, D. Murphy, G. Magnacca, C. Morterra, Y. Shioya, T. Nomura and M. Anpo, *J. Catal.*, 136 (1992) 510.
- [246] N. Iwamoto, H. Yahiro, N. Mizuno, X. Zhang, Y. Mime, H. Furukawa and S. Kagawa, *J. Phys. Chem.*, 96 (1992) 9360.
- [247] W.K. Hall and J. Valyon, *Catal. Lett.*, 15 (1992) 311.
- [248] D.-J. Liu and H.J. Robota, *Catal. Lett.*, 21 (1993) 291.
- [249] A.V. Kucherov, J.L. Gerlock, H.-W. Jen and M. Shelef, *J. Phys. Chem.*, 98 (1994) 4892.
- [250] L.P. Haack and M. Shelef, in J.N. Armor (Editor), *Environmental Catalysis*, Am. Chem. Soc. Symp. Series, Vol. 552, Am. Chem. Soc., Washington D.C., 1994, Ch. 6, p. 66.
- [251] J. Valyon and W.K. Hall, *J. Catal.*, 143 (1993) 520.
- [252] J. Valyon, W.S. Millman and W.K. Hall, *Catal. Lett.*, 24 (1994) 215.
- [253] C.-C. Chao and J.H. Lunsford, *J. Am. Chem. Soc.*, 93 (1971) 71.
- [254] P.H. Kasai and R.J. Bishop, *J. Am. Chem. Soc.*, 94 (1972) 5560.
- [255] W.E. Addison and R.M. Barrer, *J. Chem. Soc.*, (1955) 757.
- [256] B.J. Adelman, G.D. Lei and W.M.H. Sachtler, *Catal. Lett.*, 28 (1994) 119.
- [257] A.V. Kucherov, J.L. Gerlock, H.W. Jen and M. Shelef, *J. Catal.*, 152 (1995) 63.
- [258] W. Grunert, M.W. Hayes, R.W. Joyner, E.S. Shpiro, M.R.H. Siddiqui and G.M. Baeve, *J. Phys. Chem.*, 98 (1994) 10832.
- [259] G. Coudurier, T. Decamp and H. Praliaud, *J. Chem. Soc. Faraday Trans.*, 78 (1982) 2661.
- [260] D.-J. Liu and H.J. Robota, *Appl. Catal. B*, 4 (1994) 155.
- [261] J.S. Yu and L. Kevan, *J. Phys. Chem.*, 94 (1990) 5995.
- [262] J.S. Yu and L. Kevan, *J. Phys. Chem.*, 94 (1990) 7612.
- [263] J.S. Yu and L. Kevan, *J. Phys. Chem.*, 94 (1990) 7620.
- [264] J.S. Yu and L. Kevan, *J. Phys. Chem.*, 95 (1991) 3262.
- [265] J.S. Yu and L. Kevan, *J. Phys. Chem.*, 95 (1991) 6648.
- [266] I. Mochida, S. Hayata and T. Seiyama, *J. Catal.*, 19 (1970) 405.
- [267] I. Mochida, S. Hayata and T. Seiyama, *J. Catal.*, 23 (1971) 31.
- [268] E.Y. Choi, I.S. Nam, Y.G. Kim, J.S. Chung and M. Nomura, *J. Mol. Catal.*, 69 (1991) 247.
- [269] H. Müller-Buschbaum, *Angew. Chem.*, 30 (1991) 723.
- [270] *Catal. Rev.-Sci. Eng.*, 34 (1992) 282.
- [271] J.L.G. Fierro and J.F. Garcia de la Banda, *Catal. Rev.-Sci. Eng.*, 28 (1986) 265.
- [272] M.C. Kung and H.H. Kung, *Catal. Rev.-Sci. Eng.*, 27 (1985) 425.
- [273] G.B. Richter-Addo and P. Legzdins, *Metal Nitrosyls*, Oxford University Press, New York, 1992.
- [274] K. Nakamoto, *Infrared and Raman Spectra of Inorganic and Coordination Compounds*, Wiley Interscience, New York, 1986.
- [275] J.H. Enemark and R.D. Feltham, *Coord. Chem. Rev.*, 138 (1974) 339.
- [276] C.M. van den Bleek, J.W. Eik, J. Reedijk and P.J. van den Berg, *Ind. Chem. Eng. Symp. Ser.*, 57 (1979) R1.
- [277] J. Valyon and W.K. Hall, *J. Phys. Chem.*, 97 (1993) 1204.
- [278] R.I. Masel, *Catal. Rev.-Sci. Eng.*, 28 (1986) 335.

- [418] J.W. London and A.T. Bell, *J. Catal.*, 31 (1973) 96.
- [419] F. Poiquant, J. Saussey, J.C. Lavalley and G. Mabilon, *J. Chem. Soc. Chem. Commun.*, (1995) 89.
- [420] F. Poiquant, J. Saussey, J.C. Lavalley and G. Mabilon, in *Preprints, JECAT'95, Lyon (France) Apr. 1995*, Vol. II, p. 69. also *Catal. Today*, in press.
- [421] C. Yokoyama, H. Yasuda and M. Misono, *Shokubai (Catalyst)*, 35 (1993) 122.
- [422] H. Yasuda, T. Miyamoto, C. Yokoyama and M. Misono, *Shokubai (Catalyst)*, 35 (1993) 386.
- [423] H. Yasuda, T. Miyamoto and M. Misono, in *Preprints Div. Petrol. Chem., 207th ACS Meeting, San Diego (CA), March 1994, Vol. 39, 1994, p. 99*.
- [424] T. Tanaka, T. Okuhara and M. Misono, *Appl. Catal. B*, 4 (1994) L1.
- [425] K.C.C. Kharas, *Appl. Catal. B*, 2 (1993) 207.
- [426] C.J. Jones, J.A. McCleverty and A.S. Rothin, *J. Chem. Soc. Dalton Trans.*, (1985) 405.
- [427] A.R. Middleton and G. Wilkinson, *J. Chem. Soc. Dalton Trans.*, (1981) 1989.
- [428] M.H. Abraham, J.I. Bullock, J.H.N. Garland, A.J. Golder, G.J. Harden, L.F. Larkworthy, D.C. Power, M.J. Riedl and G.W. Smith, *Polyhedron*, 6 (1987) 1375.
- [429] G. Centi, S. Perathoner and L. dall'Olio, in *G. Centi, C. Cristiani, P. Forzatti and S. Perathoner (Editors), Environmental Catalysis 1995, SCI, Rome, 1995, p. 319*, also *Catal. Today*, in press.
- [430] G. Centi, A. Galli and S. Perathoner, in *Proceedings 3rd Meeting on the Science of Zeolites, Cosenza (Italy), Sept. 1995*, in press.
- [431] T. Inui, S. Iwamoto, S. Kojo and T. Yoshida, *Catal. Lett.*, 13 (1992) 87.
- [432] H.S. Gandhi and M. Shelef, *J. Catal.*, 40 (1975) 312.
- [433] M. Neurock, R.A. van Santen, W. Biemolt and A.P.J. Jansen, *J. Am. Chem. Soc.*, 116 (1994) 6860.
- [434] M. Shelef and K. Otto, *J. Catal.*, 10 (1968) 408.
- [435] R.T. Rewick and H. Wise, *J. Catal.*, 40 (1975) 301.
- [436] D. Panayotov, V. Matyshak, A. Sklyarov, A. Vlasenko and D. Mehandjiev, *Appl. Catal.*, 24 (1986) 37.
- [437] J.T. Kummer, *Prog. Energy Comb. Sci.*, 6 (1980) 177.
- [438] M. Shelef and H.S. Gandhi, *Ind. Eng. Chem. Prod. Res. Dev.*, 11 (1972) 2.
- [439] H. Hartmann and B. Boddenberg, *Stud. Surf. Sci. Catal.*, 84 (1994) 509.
- [440] K.V. Ramanujachary and C.S. Swamy, *J. Catal.*, 93 (1985) 279.
- [441] J. Christopher and C.S. Swamy, *J. Mol. Catal.*, 62 (1990) 69.
- [442] A.D. Belapurkar, N.M. Gupta, G.M. Phatak and R.M. Iyer, *J. Mol. Catal.*, 87 (1994) 287.
- [443] Y. Li and J.N. Armor, *Appl. Catal. B*, 3 (1993) 55.
- [444] I. Shulz, J. Scheve and G. Rienächer, *Z. Anorg. Chem.*, 352 (1967) 231.
- [445] R. Larsson, *Catal. Today*, 4 (1989) 235.
- [446] H.-G. Lintz and T. Turek, *Catal. Lett.*, 30 (1995) 313.
- [447] G. Centi, G. Cerrato, S. d'Angelo, U. Finardi, E. Giamello, M. Morterra and S. Perathoner, in *G. Centi, C. Cristiani, P. Forzatti and S. Perathoner (Editors), Environmental Catalysis 1995, SCI, Rome, 1995, p. 175*, also *Catal. Today*, in press.

- [279] G. Centi, C. Nigro and S. Perathoner, G. Stella, in J.N. Armor (Editor), *Environmental Catalysis*, Am. Chem. Soc. Symp. Series, Vol. 552, Am. Chem. Soc., Washington D.C., 1994, Ch. 3, p. 22.
- [280] R. Deen, P.I.Th. Scheltus and G. de Vries, *J. Catal.*, 41 (1976) 218.
- [281] J. Valyon and W.K. Hall, *Stud. Surf. Sci. Catal.*, 75 (1993) 1333.
- [282] A. Sepulveda-Escribano, C. Marquez-Alvarez, I. Rodriguez-Ramos, A. Guerrero-Ruiz and J.L.G. Fierro, *Catal. Today*, 17 (1993) 167.
- [283] J. Kritzenberger, E. Jobson, A. Wokaun and A. Baiker, *Catal. Lett.*, 5 (1990) 73.
- [284] E. Jobson, A. Baiker and A. Wokaun, *J. Chem. Soc. Faraday Trans.*, 86 (1990) 1131.
- [285] A. Baiker and M. Maciejewski, *J. Chem. Soc. Faraday Trans. 1*, 80 (1984) 2331.
- [286] J. Lin, A.T.S. Wee, K.L. Tan, K.G. Neoh and W.K. Teo, *Inorg. Chem.*, 32 (1993) 5522.
- [287] J. Sarkany and W.M.H. Sachtler, *Zeolites*, 14 (1994) 7.
- [288] G.Z. Gasan-zade and T.G. Alkazov, *Kinet. Catal. (English version)*, 31 (1990) 789.
- [289] Y. Li and J.N. Armor, *Appl. Catal.*, 76 (1991) L1.
- [290] R. Hierl, H.-P. Urbach and H. Knözinger, *J. Chem. Soc. Faraday Trans.*, 88 (1992) 355.
- [291] G. Centi, L. dall'Olio and S. Perathoner, *Appl. Catal. B*, (1995) in press.
- [292] Z. Shay and L. Guzzi, *Catal. Today*, 17 (1993) 175.
- [293] H. Hamada, Y. Kintaichi, M. Sasaki, T. Ito and M. Tabata, *Appl. Catal.*, 70 (1991) L15.
- [294] H. Hamada, Y. Kintaichi, T. Yoshinari, M. Tabata, M. Sasaki and T. Ito, *Catal. Today*, 17 (1993) 111.
- [295] M. Shelef, C.N. Montreuil and H.W. Jen, *Catal. Lett.*, 26 (1994) 277.
- [296] G.P. Ansell, A.F. Diwell, S.E. Golunski, J.W. Hayes, R.R. Rajaram, T.J. Truex and A.P. Walker, *Appl. Catal. B*, 2 (1993) 81.
- [297] J.O. Petunchi and W.K. Hall, *Appl. Catal. B*, 2 (1993) L17.
- [298] Y. Li and W.K. Hall, *J. Phys. Chem.*, 94 (1990) 6145.
- [299] D.B. Lukyanov, G. Sill, J.L. d'Itri and W.K. Hall, *J. Catal.*, 153 (1995) 265.
- [300] R. Burch and S. Scirè, *Appl. Catal. B*, 3 (1994) 295.
- [301] W. Wang and S.J. Hwang, *Appl. Catal. B*, 5 (1995) 187.
- [302] T. Komatsu, M. Numokawa, I.S. Moon, T. Takahara, S. Namba and T. Yashima, *J. Catal.*, 148 (1994) 427.
- [303] G. Moretti, *Zeolites*, 14 (1994) 469.
- [304] V.M. Mastikhim and S.V. Filimonova, *J. Chem. Soc. Faraday Trans.*, 88 (1992) 1473.
- [305] G. Centi and S. Perathoner, *J. Catal.*, 152 (1995) 93.
- [306] G. Centi, S. Perathoner, in *Preprints, JECAT'95, Lyon (France) Apr. 1995*, Vol. I, p. 67. also *Catal. Today*, in press.
- [307] J.G.M. Brandin, L.H. Andersson and C.U.I. Odenbrand, *Acta Chim. Scand.*, 44 (1990) 784.
- [308] C.U.I. Odenbrand, L.A.H. Andersson, J.G.M. Brandin and S. Jaras, *Catal. Today*, 4 (1989) 155.
- [309] M.E. Morrison, R.G. Rinker and W.H. Corcoran, *Ind. Eng. Chem. Fundam.*, 5 (1986) 175.
- [310] P.G. Shmore, M.G. Murnett and B.J. Tyler, *Trans. Faraday Soc.*, 58 (1963) 685.
- [311] M. Shimokawabe, A. Ohi and N. Takerawa, *Appl. Catal. A*, 85 (1992) 129.
- [312] R. Burch and P.J. Millington, *Appl. Catal. B*, 2 (1993) 101.
- [313] P. Gallezot, Y. Ben Taarit and B. Imelik, *J. Catal.*, 26 (1972) 295.
- [314] E.F. Vansant and J.H. Lunsford, *J. Phys. Chem.*, 76 (1972) 2860.
- [315] D.R. Flentge, J.H. Lunsford, P.A. Jacobs and J.B. Uytterhoeven, *J. Phys. Chem.*, 79 (1975) 354.
- [316] C. Naccache, Y. Ben Taarit, *Chem. Phys. Lett.*, 11 (1971) 11.
- [317] J. Howard and J.M. Nicol, *J. Chem. Soc. Faraday Trans. 1*, 85 (1989) 1233.
- [318] Y.Y. Huang, *J. Am. Chem. Soc.*, 95 (1975) 6036.
- [319] S.-W. Ham, H. Choi, I.-S. Nam and Y.G. Kim, *Catal. Today*, 11 (1992) 611.
- [320] I.-S. Nam, S.-W. Ham, H. Choi and Y.G. Kim, *Stud. Surf. Sci. Catal.*, 68 (1991) 573.
- [321] M. Iwamoto, H. Yahiro, S. Shundo, Y. Yu-u and N. Mizuno, *Appl. Catal.*, 69 (1991) L15.
- [322] S. Tanabe and H. Matsumoto, *Appl. Catal.*, 45 (1988) 27.
- [323] M. Shelef, *Zeolites*, 13 (1993) 602.
- [324] T. Tabata, M. Kokitsu, D. Okada, T. Makayama, T. Yasumatsu and H. Sakane, *Stud. Surf. Sci. Catal.*, 88 (1994) 409.
- [325] J.O. Petunchi and W.K. Hall, *Appl. Catal. B*, 3 (1994) 239.
- [326] M. Iwamoto, K. Maruyama, N. Yamazoe and T. Seiyama, *J. Phys. Chem.*, 81 (1977) 622.
- [327] Y. Fu, Y. Tiam and P. Lin, *J. Catal.*, 132 (1991) 85.

- [328] P. Ciambelli, P. Corbo, M. Gambino, V. Indovina, G. Moretti, M.C. Campa, in A. Frennet and J.M. Bastin (Editors), Preprints, 3rd International Congress on Catalysis and Automotive Pollution Control, Vol. 2, p. 377.
- [329] B.K. Cho, *J. Catal.*, 142 (1993) 418.
- [330] K.D. Karlin and Z. Tyeklar (Editors), *Bioinorganic Chemistry of Copper*, Chapman and Hall, New York, 1993.
- [331] C.C. Delviche (Editor), *Denitrification, Nitrification and Atmospheric Nitrous Oxide*, Wiley, New York, 1981.
- [332] A. Sigel and A. Sigel (Editors), *Degradation of Environmental Pollutants by Microorganisms and their Metalloenzymes*, Marcel Dekker, New York, 1992.
- [333] W.J. Payne, *Denitrification*, Wiley, New York, 1981.
- [334] E.A. Paul and J. Ladd, *Soil Biochemistry*, Marcel Dekker, New York, 1981, Vol. 5.
- [335] H.L. Golterman (Editor), *Denitrification in the Nitrogen Cycle*, Plenum Press, New York, 1983.
- [336] J.W. Godden, S. Turley, D.C. Teller, E.T. Adman, M.Y. Liu, W.J. Payne and J. Le Gall, *Science (Washington)*, 253 (1991) 438.
- [337] S. Suzuki, T. Yoshimura, T. Kohzuma, S. Shidara, M. Masuko, T. Sakurai and H. Iwasaki, *Biochem. Biophys. Res. Commun.*, 164 (1989) 1366.
- [338] H. Iwasaki and T. Matsubara, *J. Biochem.*, 71 (1972) 645.
- [339] H. Iwasaki, S. Moji and S. Shidara, *J. Biochem.*, 78 (1975) 355.
- [340] T. Kohzuma, S. Shidara and S. Suzuki, *Bull. Chem. Soc. Jpn.*, 67 (1994) 138.
- [341] M. Kukimoto, M. Nishiyama, M.E.P. Murphy, S. Turley, E.T. Adman, S. Morinouchi and T. Beppu, *Biochemistry*, 33 (1994) 5246.
- [342] B.D. Howes, Z.H.L. Abraham, D.J. Lowe, T. Bruser, R.R. Eady and B.E. Smith, *Biochemistry*, 33 (1994) 3171.
- [343] M.A. Jackson, J.M. Tiedje and B.A. Averill, *FEBS Lett.*, 291 (1991) 41.
- [344] E. Libby and B.A. Averill, *Biochem. Biophys. Res. Commun.*, 187 (1992) 1529.
- [345] E.P. Paul and K.D. Karlin, *J. Am. Chem. Soc.*, 113 (1991) 6331.
- [346] N. Komeda, H. Nagao, G.-Y. Adachi, M. Suzuki, A. Hehara and K. Tamaka, *Chem. Lett.*, (1993) 1521.
- [347] J. Ham, T.M. Loehr, Y. Lu, J.S. Valentine, B.A. Averill and J. Sanders-Loehr, *J. Am. Chem. Soc.*, 115 (1993) 4256.
- [348] M. Sano and T. Matsubara, *Inorg. Chim. Acta*, 152 (1988) 53.
- [349] S.M. Carrier, C.E. Ruggiero and W.B. Tolman, *J. Am. Chem. Soc.*, 114 (1992) 4407.
- [350] J. Riester, W.G. Zumft and P.M.H. Kroneck, *Eur. J. Biochem.*, 178 (1989) 751.
- [351] R.W. Ye, I. Toro-Suarez, J.M. Tiedje, B. and Averill, *J. Biol. Chem.*, 266 (1991) 12848.
- [352] C.L. Hulse, J.M. Tiedje and B.A. Averill, *Anal. Biochem.*, 172 (1988) 420.
- [353] E.I. Solomon and M.D. Lowery, *Science (Washington)*, 259 (1993) 1575.
- [354] E.I. Solomon, M.J. Baldwin and M.D. Lowery, *Chem. Rev.*, 92 (1992) 521.
- [355] E. Weeg-Aeressens, J.M. Tiedje and B.A. Averill, *J. Am. Chem. Soc.*, 110 (1988) 6851.
- [356] P.M. Kroneck, W.A. Antholine, D.H.W. Kastran, G. Buse, G.C.H. Steffens and W.G. Zumft, *FEBS Lett.*, 268 (1990) 274.
- [357] T.H. Stevens, C.T. Martin, H. Wang, G.W. Brudvig, C.P. Scholes and S.I. Chan, *J. Biochem.*, 257 (1982) 12106.
- [358] G. Moretti, *Catal. Lett.*, 23 (1994) 135.
- [359] S.C. Larsen, A. Aylor, A.T. Bell and J.A. Reiner, *J. Phys. Chem.*, 98 (1994) 11533.
- [360] C.E. Sass and L. Kevan, *J. Phys. Chem.*, 93 (1989) 7856.
- [361] M. Iwamoto, H. Yahiro, T. Katsuno, S. Bunyu and S. Kagawa, *Bull. Chem. Soc. Jpn.*, 62 (1989) 583.
- [362] Y. Zhang and M. Flytzani-Stephanopoulos, in J.N. Armor (Editor), *Environmental Catalysis*, Am. Chem. Soc. Symp. Series, Vol. 552, Am. Chem. Soc., Washington D.C., 1994, Ch. 2, p. 7.
- [363] Y. Zhang, T. Sun, A.F. Sarofim and M. Flytzani-Stephanopoulos, in Preprints Div. Petrol. Chem., 207th ACS Meeting, San Diego (CA), March 1994, Vol. 39, 1994, p. 171.
- [364] A. Ogata, A. Obuchi, K. Mizuno, A. Ohi, H. Aoyama and H. Ohuchi, *Appl. Catal.*, 65 (1990) L11.
- [365] K. Eränen, N. Kumar and L.-E. Lindfors, *Appl. Catal. B*, 4 (1994) 213.
- [366] L. Kubelkova, I. Jirka, J. Vylita, J. Novakova, J. Obsasnikova and D. Kolousek, *Stud. Surf. Sci. Catal.*, 84 (1994) 1051.
- [367] M.C. Campa, V. Indovina, G. Minelli, G. Moretti, I. Pettiti, P. Porta and A. Riccio, *Catal. Lett.*, 23 (1994) 141.

- [368] G. Moretti, *Catal. Lett.*, 28 (1994) 143.
- [369] J.O. Petunchi, G. Marcelin and W.K. Hall., *J. Phys. Chem.*, 96 (1992) 9967.
- [370] K. Klier, R.G. Herman and S. Hou, *Stud. Surf. Sci. Catal.*, 84 (1994) 1507.
- [371] Y. Teraoka, T. Harada, H. Furukawa and S. Kagawa, *Stud. Surf. Sci. Catal.*, 75 (1993) 2649.
- [372] I. Halasz, A. Brenner, M. Shelef and K.Y.S. Ng, *Catal. Lett.*, 11 (1991) 327.
- [373] I. Halasz, A. Brenner, M. Shelef and K.Y.S. Ng, *Stud. Surf. Sci. Catal.*, 75 (1993) 2201.
- [374] H. Yasuda, N. Mizuno and M. Misono, *J. Chem. Soc. Chem. Commun.*, (1990) 1094.
- [375] S. Sato, Y. Yu-u, H. Yahiro, N. Mizuno and M. Iwamoto, *Appl. Catal.*, 70 (1991) L1.
- [376] H. Hosose, H. Yahiro, N. Mizuno and M. Iwamoto, *Chem. Lett.*, (1991) 1859.
- [377] Z. Chajar, M. Primet, H. Praliaud, M. Chevrier, C. Gauthier and F. Mathis, *Appl. Catal. B*, 4 (1994) 199.
- [378] H.W. Jen, R.W. Mc Cabe, R.J. Gorte and D.J. Parrillo, in *Preprints Div. Petrol. Chem.*, 207th ACS Meeting, San Diego (CA), March 1994, Vol. 39, 1994, p. 104.
- [379] K.A. Bethke, A. Alt and M.C. Kung, *Catal. Lett.*, 25 (1994) 37.
- [380] J.N. Armor and T.S. Farris, *Appl. Catal. B*, 4 (1994) L11.
- [381] G. Mabilon and D. Durand, *Catal. Today*, 17 (1993) 285.
- [382] K. Otto, M. Shelef and J.T. Kummer, *J. Phys. Chem.*, 75 (1971) 875.
- [383] D.E. Clemmer and P.B. Armentrout, *J. Phys. Chem.*, 95 (1991) 3084.
- [384] G. Ramis, Y. Li, G. Busca, M. Turco, E. Kotsus and R.J. Willey, *J. Catal.*, (1994) submitted for publication.
- [385] G. Ramis, G. Busca, F. Bregani and P. Forzatti, *Appl. Catal.*, 64 (1990) 259.
- [386] A.V. Kucherov, A.A. Slinkin, D.A. Kondrut'ev, T.N. Bondarenko and Kh.M. Monachev, *Zeolites*, 5 (1985) 320.
- [387] C.-Y. Lee and B.-H. Ha, *Stud. Surf. Sci. Catal.*, 84 (1994) 1563.
- [388] G. Centi, N. Passarini, S. Perathoner and A. Riva, *Stud. Surf. Sci. Catal.*, 75 (1993) 2677.
- [389] G. Centi, N. Passarini, S. Perathoner, P. Stella, in *Proceedings XIII Ibero-American Symposium of Catalysis*, Segovia, Spain, July 1992, Vol. 1, p. 355.
- [390] J.O. Petunchi, G. Sill and W.K. Hall, *Appl. Catal. B*, 2 (1993) 303.
- [391] J.L. d'Itri and W.M.H. Sachtler, *Catal. Lett.*, 15 (1992) 289.
- [392] M. Sasaki, H. Hamada, Y. Kintaichi and T. Ito, *Catal. Lett.*, 15 (1992) 297.
- [393] C.N. Montreuil and M. Shelef, *Appl. Catal. B*, 1 (1992) L1.
- [394] J.L. d'Itri and W.M.H. Sachtler, *Appl. Catal. B*, 2 (1993) L7.
- [395] J.L. d'Itri and W.M.H. Sachtler, *Catal. Lett.*, 16 (1992) 241.
- [396] A.V. Kucherov, T.N. Kucherova and A.A. Slinkin, *Catal. Lett.*, 10 (1991) 289.
- [397] A.V. Kucherov, S.S. Goryashchenko, T.N. Kucherova, K.I. Slovetskaia and A.A. Slinkin, *Stud. Surf. Sci. Catal.*, 84 (1994) 1541.
- [398] A.V. Kucherov, A.A. Slinkin, S.S. Goryashchenko and K.I. Slovetskaja, *J. Catal.*, 118 (1989) 459.
- [399] H.W. Jen and K. Otto, *Catal. Lett.*, 26 (1994) 217.
- [400] K.H. Shulz and D.F. Cox, *J. Catal.*, 143 (1993) 464.
- [401] G. Centi, *Catal. Lett.*, 22 (1993) 53.
- [402] G. Centi, in R.W. Joyner and R.A. van Santen (Editors), *Elementary Reaction Steps in Heterogeneous Catalysis*, Kluwer, Dordrecht, 1993, p. 93.
- [403] M. Che and A.J. Tench, *Adv. Catal.*, 31 (1982) 77.
- [404] M. Che and A.J. Tench, *Adv. Catal.*, 32 (1983) 1.
- [405] G. Centi and G. Golinelli, *J. Catal.*, 115 (1989) 452.
- [406] F. Cavani, F. Trifirò, G. Giordano and K.J. Eaghmore, *Appl. Catal. A*, 94 (1993) 121.
- [407] G. Centi and F. Trifirò, *Appl. Catal.*, 12 (1984) 1.
- [408] M. Guisnet and P. Magnoux, *Stud. Surf. Sci. Catal.*, 88 (1994) 53.
- [409] G. Centi, S. Perathoner and L. Dall'Olio, *Appl. Catal. B*, 4 (1994) L275.
- [410] R. Burch and S. Scirè, *Catal. Lett.*, 27 (1994) 177.
- [411] S. Iwamoto, S. Shimizu and T. Inui, *Stud. Surf. Sci. Catal.*, 84 (1994) 1523.
- [412] A. Obuchi, A. Ogata, K. Mizuno, A. Ohi, M. Nakamura and H. Ohuchi, *J. Chem. Soc. Chem. Commun.*, (1992) 247.
- [413] Y. Ukisu, S. Sato, G. Muramatsu and K. Yoshida, *Catal. Lett.*, 11 (1991) 177.
- [414] Y. Ukisu, S. Sato, A. Abe and K. Yoshida, *Appl. Catal. B*, 2 (1993) 147.
- [415] H. Yahiro, Y. Yu-u, H. Takeda, N. Mizuno and M. Iwamoto, *Shokubai (Catalyst)*, 35 (1993) 130.
- [416] N.W. Hayes, W. Grünert, R.W. Joyner and E.S. Shpiro, *J. Chem. Soc. Chem. Commun.*, (1994) 531.
- [417] F. Witzel, G.A. Sill and W.K. Hall, *Stud. Surf. Sci. Catal.*, 84 (1994) 1531.

EXHIBIT C

Zeolites and Catalysis

*Edited by
Jiří Čejka, Avelino Corma, and Stacey Zones*

Related Titles

Blaser, H.-U., Federsel, H.-J. (eds.)

**Asymmetric Catalysis on
Industrial Scale**

Challenges, Approaches and Solutions

2010

ISBN: 978-3-527-32489-7

Swiegers, G.

Mechanical CatalysisMethods of Enzymatic, Homogeneous,
and Heterogeneous Catalysis

Hardcover

ISBN: 978-0-470-26202-3

Mizuno, N. (ed.)

**Modern Heterogeneous
Oxidation Catalysis**

Design, Reactions and Characterization

2009

ISBN: 978-3-527-31859-9

Jackson, S. D., Hargreaves, J. S. J. (eds.)

Metal Oxide Catalysis

2009

ISBN: 978-3-527-31815-5

Barbaro, P., Bianchini, C. (eds.)

**Catalysis for Sustainable Energy
Production**

2009

ISBN: 978-3-527-32095-0

Ding, K., Uozumi, Y. (eds.)

**Handbook of Asymmetric
Heterogeneous Catalysis**

2008

ISBN: 978-3-527-31913-8

Crabtree, R. H. (ed.)

**Handbook of Green Chemistry -
Green Catalysis**

Three Volumes

2009

ISBN: 978-3-527-31577-2

Ertl, G., Knözinger, H., Schüth, F.,
Weitkamp, J. (eds.)**Handbook of Heterogeneous
Catalysis**

Eight Volumes

2008

ISBN: 978-3-527-31241-2

Ozkan, U. S. (ed.)

**Design of Heterogeneous
Catalysts**New Approaches based on Synthesis,
Characterization and Modeling

2009

ISBN: 978-3-527-32079-0

Zeolites and Catalysis

Synthesis, Reactions and Applications

Volume 1

Edited by

Jiří Čejka, Avelino Corma, and Stacey Zones



WILEY-VCH Verlag GmbH & Co. KGaA

The Editor**Prof. Dr. Jiří Čejka**

Academy of Sciences of the Czech Republic
 Heyrovský Institute of Physical Chemistry
 Dolejškova
 Dolejškova 3
 182 23 Prague 8
 Czech Republic

Prof. Dr. Avelino Corma

University Politecnica de Valencia
 Institute de Tecnologia Química
 Avenida de los Naranjos s/n
 46022 Valencia
 Spain

Prof. Dr. Stacey I. Zones

Chevron Texaco Energy Research
 and Technology Company
 100 Chevron Road
 Richmond, CA 94802
 USA

■ All books published by Wiley-VCH are carefully produced. Nevertheless, authors, editors, and publisher do not warrant the information contained in these books, including this book, to be free of errors. Readers are advised to keep in mind that statements, data, illustrations, procedural details or other items may inadvertently be inaccurate.

Library of Congress Card No.: applied for

British Library Cataloguing-in-Publication Data

A catalogue record for this book is available from the British Library.

Bibliographic information published by the Deutsche Nationalbibliothek

The Deutsche Nationalbibliothek lists this publication in the Deutsche Nationalbibliografie; detailed bibliographic data are available on the Internet at <http://dnb.d-nb.de>.

© 2010 WILEY-VCH Verlag GmbH & Co. KGaA, Weinheim

All rights reserved (including those of translation into other languages). No part of this book may be reproduced in any form – by photoprinting, microfilm, or any other means – nor transmitted or translated into a machine language without written permission from the publishers. Registered names, trademarks, etc. used in this book, even when not specifically marked as such, are not to be considered unprotected by law.

Composition Laserwords Private Limited, Chennai

Printing and Bookbinding strauss GmbH, Mörlenbach

Cover Design Formgeber, Eppelheim

Printed in the Federal Republic of Germany
 Printed on acid-free paper

ISBN: 978-3-527-32514-6

Contents to Volume 1

Preface XIII

List of Contributors XVII

1	Synthesis Mechanism: Crystal Growth and Nucleation	1
	<i>Pablo Cubillas and Michael W. Anderson</i>	
1.1	Introduction	1
1.2	Theory of Nucleation and Growth	3
1.2.1	Nucleation	3
1.2.2	Supersaturation	3
1.2.3	Energetics	4
1.2.4	Nucleation Rate	5
1.2.5	Heterogeneous and Secondary Nucleation	5
1.2.6	Induction Time	6
1.2.7	Crystal Growth	6
1.2.8	Crystal Surface Structure	6
1.2.9	2D Nucleation Energetics	8
1.2.10	Spiral Growth	9
1.2.11	Interlaced Spirals	10
1.2.12	Growth Mechanisms: Rough and Smooth Surfaces	10
1.3	Nucleation and Growth in Zeolites	11
1.3.1	Overview	11
1.3.2	Zeolite Nucleation	13
1.3.3	Crystal Growth on Zeolites and Zeotypes	14
1.4	Techniques	15
1.4.1	The Solid Crystal	15
1.4.1.1	AFM	15
1.4.1.2	HRSEM	16
1.4.1.3	Confocal Microscopy	16
1.4.2	Solution Chemistry – Oligomers and Nanoparticles	17
1.4.2.1	Nuclear Magnetic Resonance	17
1.4.2.2	Mass Spectrometry	19

Zeolites and Catalysis, Synthesis, Reactions and Applications. Vol. 1.
 Edited by Jiří Čejka, Avelino Corma, and Stacey Zones
 Copyright © 2010 WILEY-VCH Verlag GmbH & Co. KGaA, Weinheim
 ISBN: 978-3-527-32514-6

Contents to Volume 1

Preface XIII

List of Contributors XVII

1	Synthesis Mechanism: Crystal Growth and Nucleation	1
	<i>Pablo Cubillas and Michael W. Anderson</i>	
1.1	Introduction	1
1.2	Theory of Nucleation and Growth	3
1.2.1	Nucleation	3
1.2.2	Supersaturation	3
1.2.3	Energetics	4
1.2.4	Nucleation Rate	5
1.2.5	Heterogeneous and Secondary Nucleation	5
1.2.6	Induction Time	6
1.2.7	Crystal Growth	6
1.2.8	Crystal Surface Structure	6
1.2.9	2D Nucleation Energetics	8
1.2.10	Spiral Growth	9
1.2.11	Interlaced Spirals	10
1.2.12	Growth Mechanisms: Rough and Smooth Surfaces	10
1.3	Nucleation and Growth in Zeolites	11
1.3.1	Overview	11
1.3.2	Zeolite Nucleation	13
1.3.3	Crystal Growth on Zeolites and Zeotypes	14
1.4	Techniques	15
1.4.1	The Solid Crystal	15
1.4.1.1	AFM	15
1.4.1.2	HRSEM	16
1.4.1.3	Confocal Microscopy	16
1.4.2	Solution Chemistry – Oligomers and Nanoparticles	17
1.4.2.1	Nuclear Magnetic Resonance	17
1.4.2.2	Mass Spectrometry	19

Zeolites and Catalysis, Synthesis, Reactions and Applications. Vol. 1.
 Edited by Jiří Čejka, Avelino Corma, and Stacey Zones
 Copyright © 2010 WILEY-VCH Verlag GmbH & Co. KGaA, Weinheim
 ISBN: 978-3-527-32514-6

VI | Contents

1.4.2.3	Cryo-TEM	20
1.4.3	Modeling	21
1.4.3.1	Monte Carlo Modeling of Crystal Growth	21
1.5	Case Studies	23
1.5.1	Zeolite A	23
1.5.1.1	Thompson Synthesis	24
1.5.1.2	Petranovskii Synthesis	26
1.5.2	Silicalite	28
1.5.3	LTL	33
1.5.4	STA-7	35
1.5.4.1	{001} Faces	38
1.5.4.2	{001} Faces	38
1.5.5	Zincophosphates	43
1.5.5.1	ZnPO ₄ -Sodalite	43
1.5.5.2	ZnPO ₄ -Faujasite	47
1.5.6	Metal Organic Frameworks	47
1.6	Conclusions and Outlook	49
	References	50
2	Synthesis Approaches	57
	<i>Karl G. Strohmaier</i>	
2.1	Introduction	57
2.2	Aluminophosphates	58
2.3	Mineralizers	59
2.4	Dry Gel Conversion Syntheses	61
2.5	Low Water Syntheses	62
2.6	Germanium Zeolites	63
2.7	Isomorphous Substitution	65
2.8	Structure-Directing Agents	67
2.9	SDA Modeling	70
2.10	Co-templating	72
2.11	Layered Precursors	73
2.12	Nonaqueous Solvents	77
2.13	Summary and Outlook	79
	Acknowledgments	80
	References	80
3	Ionothermal Synthesis of Zeolites and Other Porous Materials	87
	<i>Russell E. Morris</i>	
3.1	Introduction	87
3.2	Hydrothermal, Solvothermal, and Ionothermal Synthesis	89
3.3	Ionothermal Aluminophosphate Synthesis	90
3.4	Ionothermal Synthesis of Silica-Based Zeolites	92

3.5	Ionothermal Synthesis of Metal Organic Frameworks and Coordination Polymers	92
3.6	Ambient Pressure Ionothermal Synthesis	93
3.7	The Role of Cation-Templating, Co-Templating, or No Templating	95
3.8	The Role of the Anion – Structure Induction	97
3.9	The Role of Water and Other Mineralizers	99
3.10	Unstable Ionic Liquids	101
3.11	Summary and Outlook	101
	References	102
4	Co-Templates in Synthesis of Zeolites	107
	<i>Joaquín Pérez-Pariente, Raquel García, Luis Gómez-Hortigüela, and Ana Belén Pinar</i>	
4.1	Introduction	107
4.2	Templating of Dual-Void Structures	108
4.3	Crystallization of Aluminophosphate-Type Materials	113
4.4	Combined Use of Templating and Pore-Filling Agents	116
4.5	Cooperative Structure-Directing Effects of Organic Molecules and Mineralizing Anions	117
4.6	Cooperative Structure-Directing Effect of Organic Molecules and Water	119
4.7	Control of Crystal Size and Morphology	122
4.8	Membrane Systems	123
4.9	Use of Co-Templates for Tailoring the Catalytic Activity of Microporous Materials	123
4.10	Summary and Outlook	125
	Acknowledgments	127
	References	127
5	Morphological Synthesis of Zeolites	131
	<i>Sang-Eon Park and Nanzhe Jiang</i>	
5.1	Introduction	131
5.2	Morphology of Large Zeolite Crystals	132
5.2.1	Large Crystals of Natural Zeolites	132
5.2.2	Synthesis of Large Zeolite Crystals	133
5.3	Morphology Control of MFI Zeolite Particles (of Size Less than 100 μm)	138
5.3.1	Dependence of Structure-Directing Agents (SDAs)	139
5.3.2	Dependence on Alkali-Metal Cations	141
5.4	Morphological Synthesis by MW	142
5.4.1	Examples of MW Dependency	142
5.4.2	Morphological Fabrication by MW	143
5.4.3	Formation Scheme of Stacked Morphology	146
5.5	Summary and Outlook	149

VIII | Contents

	Acknowledgments	150
	References	150
6	Post-synthetic Treatment and Modification of Zeolites	155
	<i>Cong-Yan Chen and Stacey I. Zones</i>	
6.1	Introduction	155
6.2	Direct Synthesis of Zeolites	155
6.3	Post-synthetic Treatment and Modification of Zeolites	157
6.3.1	Aluminum Reinsertion into Zeolite Framework Using Aqueous $\text{Al}(\text{NO}_3)_3$ Solution under Acidic Conditions	158
6.3.1.1	Experimental Procedures	158
6.3.1.2	One-Step Method versus Two-Step Method	159
6.3.1.3	Effects of the Ratio of $\text{Al}(\text{NO}_3)_3$ to Zeolite	160
6.3.1.4	Effects of pH, Time, Temperature, and Other Factors	161
6.3.1.5	Applicable to Medium Pore Zeolite?	161
6.3.2	Synthesis of Hydrophobic Zeolites by Hydrothermal Treatment with Acetic Acid	162
6.3.2.1	Experimental Procedures	162
6.3.2.2	Highly Crystalline Pure-Silica Zeolites Prepared via This Technique	163
6.3.2.3	Effects of Type of Acid, pH, Temperature, and Other Factors	163
6.3.2.4	Experimental Results from Our Lab	164
6.4	Summary and Outlook	166
	Acknowledgments	167
	References	167
7	Structural Chemistry of Zeolites	171
	<i>Paul A. Wright and Gordon M. Pearce</i>	
7.1	Introduction	171
7.2	Zeolite Structure Types Exemplified by Those Based on the Sodalite Cage	172
7.2.1	Introduction	172
7.2.2	The Framework: Secondary Building Units in Zeolite Structural Chemistry	175
7.2.3	Assembling Sodalite Cages: Sodalite, A, Faujasites X and Y, and EMC-2	177
7.2.4	Faujasitic Zeolites X and Y as Typical Examples	178
7.2.5	Key Inorganic Cation-Only Zeolites Pre-1990	179
7.2.6	Structures Templated by Simple Alkylammonium Ions	182
7.2.7	Lessons from Nature	184
7.3	The Expanding Library of Zeolite Structures: Novel Structures, Novel Features	185
7.3.1	Introduction	185
7.3.2	Novel Structures and Pore Geometries	187
7.3.3	Expansion of the Coordination Sphere of Framework Atoms	191

7.3.4	The Current Limits of Structural Complexity in Zeolites	193
7.3.5	Chirality and Mesoporosity	195
7.3.6	Ordered Vacancies and Growth Defects	197
7.3.7	Zeolites from Layered Precursors	198
7.3.8	Substitution of Framework Oxygen Atoms	199
7.4	Summary and Outlook	201
7.4.1	Summary	201
7.4.2	Outlook	202
	References	204
8	Vibrational Spectroscopy and Related <i>In situ</i> Studies of Catalytic Reactions Within Molecular Sieves	209
	<i>Eli Stavitski and Bert M. Weckhuysen</i>	
8.1	Introduction	209
8.2	Acidity Determination with IR Spectroscopy of Probe Molecules	211
8.3	Zeolite Synthesis Processes	218
8.4	Selection of Zeolite-Based Catalytic Reactions	221
8.4.1	Catalytic Decomposition of Nitric Oxides	221
8.4.2	Methanol-to-Olefin Conversion	225
8.5	IR Microspectroscopy	231
8.6	Concluding Remarks and Look into the Future	232
	Acknowledgment	234
	References	234
9	Textural Characterization of Mesoporous Zeolites	237
	<i>Lei Zhang, Adri N.C. van Laak, Petra E. de Jongh, and Krijn P. de Jong</i>	
9.1	Introduction	237
9.2	Methods for Generating Meso- and Macropores in Zeolites	239
9.2.1	Postsynthesis Modification	239
9.2.1.1	Dealumination	239
9.2.1.2	Desilication	241
9.2.1.3	Detitanation	242
9.2.2	Templating Method	243
9.2.2.1	Hard Template	243
9.2.2.2	Soft Template	244
9.2.3	Other Methods	245
9.3	Characterization of Textural Properties of Mesoporous Zeolites	246
9.3.1	Gas Physisorption	246
9.3.2	Thermoporometry	251
9.3.3	Mercury Porosimetry	255
9.3.4	Electron Microscopy	256
9.3.4.1	SEM and TEM	256
9.3.5	NMR Techniques	266
9.3.5.1	¹²⁹ Xe NMR Spectroscopy	266
9.3.5.2	PFM NMR	269

x | Contents

9.3.6	<i>In situ</i> Optical and Fluorescence Microscopy	271
9.4	Summary and Outlook	273
	Acknowledgments	274
	References	274
10	Aluminum in Zeolites: Where is it and What is its Structure?	283
	<i>Jeroen A. van Bokhoven and Nadiya Danilina</i>	
10.1	Introduction	283
10.2	Structure of Aluminum Species in Zeolites	284
10.2.1	Reversible versus Irreversible Structural Changes	285
10.2.2	Cautionary Note	286
10.2.3	Development of Activity and Changing Aluminum Coordination	286
10.3	Where is the Aluminum in Zeolite Crystals?	289
10.3.1	Aluminum Zoning	289
10.3.2	Aluminum Distribution Over the Crystallographic T Sites	292
10.4	Summary and Outlook	296
	Acknowledgment	298
	References	298
11	Theoretical Chemistry of Zeolite Reactivity	301
	<i>Evgeny A. Pidko and Rutger A. van Santen</i>	
11.1	Introduction	301
11.2	Methodology	302
11.2.1	<i>Ab initio</i> Methods	303
11.2.2	DFT Methods	303
11.2.3	Basis Sets	304
11.2.4	Zeolite Models	306
11.3	Activation of Hydrocarbons in Zeolites: The Role of Dispersion Interactions	307
11.4	Molecular-Level Understanding of Complex Catalytic Reactions: MTO Process	316
11.5	Molecular Recognition and Confinement-Driven Reactivity	321
11.6	Structural Properties of Zeolites: Framework Al Distribution and Structure and Charge Compensation of Extra-framework Cations	326
11.7	Summary and Outlook	330
	References	331
12	Modeling of Transport and Accessibility in Zeolites	335
	<i>Sofia Calero Diaz</i>	
12.1	Introduction	335
12.2	Molecular Models	336
12.2.1	Modeling Zeolites and Nonframework Cations	336
12.2.2	Modeling Guest Molecules	337
12.3	Simulation Methods	338
12.3.1	Computing Adsorption	339

12.3.2	Computing Free Energy Barriers	341
12.3.3	Computing Volume-Rendered Pictures, Zeolite Surface Areas, and Zeolite Pore Volumes	343
12.3.4	Computing Diffusion	344
12.4	Molecular Modeling Applied to Processes Involving Zeolites	346
12.4.1	Applications in Technological Processes	346
12.4.1.1	Molecular Modeling of Confined Water in Zeolites	346
12.4.1.2	Molecular Modeling of Hydrocarbons in Zeolites	348
12.4.1.3	Molecular Modeling of Separation of Mixtures in Zeolites	349
12.4.2	Applications in Green Chemistry	351
12.4.2.1	Carbon Dioxide Capture	351
12.4.2.2	Natural Gas Purification	352
12.5	Summary and Outlook	353
	Acknowledgments	354
	References	354

13	Diffusion in Zeolites – Impact on Catalysis	361
	<i>Johan van den Bergh, Jorge Gascon, and Freek Kapteijn</i>	
13.1	Introduction	361
13.2	Diffusion and Reaction in Zeolites: Basic Concepts	362
13.2.1	Importance of Adsorption	364
13.2.2	Self-Diffusivity	364
13.2.3	Mixture Diffusion	365
13.2.4	Diffusion Measurement Techniques	365
13.2.5	Relating Diffusion and Catalysis	366
13.3	Diffusion in Zeolites: Potential Issues	368
13.3.1	Concentration Dependence of Diffusion	368
13.3.2	Single-File Diffusion	370
13.3.3	Surface Barriers	372
13.3.4	The Thiele Concept: A Useful Approach in Zeolite Catalysis?	374
13.4	Pore Structure, Diffusion, and Activity at the Subcrystal Level	375
13.5	Improving Transport through Zeolite Crystals	379
13.6	Concluding Remarks and Future Outlook	382
	References	383

Contents to Volume 2

14	Special Applications of Zeolites	389
	<i>Víctor Sebastián, Clara Casado, and Joaquín Coronas</i>	
15	Organization of Zeolite Microcrystals	411
	<i>Kyung Byung Yoon</i>	

XII | Contents

16	Industrial Potential of Zeolites	449
	<i>Giuseppe Bellussi, Angela Carati, and Roberto Millini</i>	
17	Catalytically Active Sites: Generation and Characterization	493
	<i>Michael Hunger</i>	
18	Cracking and Hydrocracking	547
	<i>Marcello Rigutto</i>	
19	Reforming and Upgrading of Diesel Fractions	585
	<i>Carlo Perego, Vincenzo Calemma, and Paolo Pollesel</i>	
20	Recent Development in Transformations of Aromatic Hydrocarbons over Zeolites	623
	<i>Sulaiman Al-Khattaf, Mohammad Ashraf Ali, and Jiří Čejka</i>	
21	Advanced Catalysts Based on Micro- and Mesoporous Molecular Sieves for the Conversion of Natural Gas to Fuels and Chemicals	649
	<i>Agustín Martínez, Gonzalo Prieto, Andrés García-Trenco, and Ernest Peris</i>	
22	Methanol to Olefins (MTO) and Methanol to Gasoline (MTG)	687
	<i>Michael Stöcker</i>	
23	Metals in Zeolites for Oxidation Catalysis	713
	<i>Takashi Tatsumi</i>	
24	Environmental Catalysis over Zeolites	745
	<i>Gabriele Centi and Siglinda Perathoner</i>	
25	Zeolites as Catalysts for the Synthesis of Fine Chemicals	775
	<i>Maria J. Climent, Avelino Corma, and Sara Iborra</i>	
26	Zeolites and Molecular Sieves in Fuel Cell Applications	827
	<i>King Lun Yeung and Wei Han</i>	
	Index	863

Preface

One can safely say that the impact of zeolites in science and technology in the last 50 years has no precedents in the field of materials and catalysis. Although the first description of zeolites dates back up to 250 years ago, the last five decades experienced an incredible boom in zeolite research activities resulting in the successful synthesis of almost 200 different structural types of zeolites, numerous excellent scientific papers on the synthesis of zeolites, characterization of their properties, and applications of zeolites in adsorption and catalysis that have revolutionized the petrochemical industry. In addition, based on the knowledge of zeolites several other areas of porous materials have recently emerged including mesoporous materials, hierarchic systems, metal-organic frameworks (cationic-periodic polymers) and mesoporous organosilicas. All these materials have substantially increased the portfolio of novel porous materials possessing new interesting properties, but this topic is not covered in this book.

This book consists of two volumes. The first one is mostly concentrated on recent advances in the synthesis of zeolites and understanding of their properties while the second volume describes recent achievements in the application of zeolites mostly in catalysis.

More specifically, the first volume starts with a chapter by P. Cubillas and M.W. Anderson (Chapter 1) discussing mechanisms of the synthesis of zeolites and zeotypes, including nucleation and crystal growth, employing various microscopic techniques. This is followed by a chapter of K. Strohmaier (Chapter 2) providing a detailed survey on the synthesis of novel zeolites and different layered precursors incorporating different metal ions into the framework, and applying ever increasing number of structure-directing agents. A new approach to the synthesis of zeolites and other porous materials by ionothermal synthesis combining ionic liquids as the solvent together with the structure-directing agent is presented by R. Morris (Chapter 3). Zeolite synthesis can also be controlled by a simultaneous use of two different templates providing new tool for creative chemistry as discussed by the group of J. Pérez-Pariante (Chapter 4). Morphological control of zeolite crystals is one of the key issues to understand the mechanism of zeolite crystallization as well as to control the performance of zeolites in various applications as it is outlined by S.-E. Park and N. Jiang in Chapter 5. Introduction of other elements than silicon into the zeolite framework can be done not only via synthesis but also in the

Zeolites and Catalysis, Synthesis, Reactions and Applications. Vol. 1.
Edited by Jiří Čejka, Avelino Corma, and Stacey Zones
Copyright © 2010 WILEY-VCH Verlag GmbH & Co. KGaA, Weinheim
ISBN: 978-3-527-32514-6

postsynthesis steps as highlighted for deboronation followed by realumination as described by C.Y. Chen and S.I. Zones (Chapter 6). P.A. Wright and G.M. Pearce show how the individual zeolite structures are built from basic secondary building units. The authors focus not only on general aspects of zeolite structures but also on the description of structures of zeolites determined very recently (Chapter 7).

Structural and textural characterization of zeolites starts in Chapter 8, written by E. Stavitski and B.M. Weckhuysen, providing good examples of application of vibrational spectroscopy under static conditions that can drive into *in situ* catalytic investigations. The group of K. de Jong (Chapter 9) makes an effort to evaluate different physicochemical methods used for textural characterization of zeolites. Gas physisorption, mercury porosimetry, electron microscopy (including 3D experiments), various NMR techniques up to *in situ* optical and fluorescence microscopy are discussed in detail. The location, coordination, and accessibility of framework aluminum are of key importance for acid-catalyzed reactions in zeolites and these issues are addressed by J.A. van Bokhoven and N. Danilina in Chapter 10. Theoretical background of zeolite reactivity employing different computational approaches and models is covered in Chapter 11 by E.A. Pidko and R.A. van Santen. S. Calero Diaz presents an overview of current developments in modeling of transport and accessibility in zeolites showing some recent models and simulation methods that are applied for systems of environmental and industrial interests (Chapter 12). The final chapter of the first volume is written by the group of F. Kapteijn (Chapter 13), in which diffusion in zeolites starting from basic models of diffusion up to the role of diffusion in adsorption and catalytic processes is discussed.

The second volume starts with a chapter of the group of J. Coronas concentrating on special applications of zeolites including green chemistry, hybrid materials, medicine, veterinary, optical- and electrical-based applications, multifunctional fabrics, and nanotechnology (Chapter 14). After that K.B. Yoon presents the opportunities to organize zeolite microcrystals into two- and three-dimensionally organized structures and the application of these organized entities in membranes, antibacterial functional fabrics, supramolecularly organized light-harvesting systems, and nonlinear optical films (Chapter 15).

The remaining chapters are exclusively devoted to the application of zeolites in catalysis. G. Bellussi opens this part with a broad overview of current industrial processes using zeolites as key components of the catalysts and further challenges in this area (Chapter 16). Generation, location, and characterization of catalytically active sites are discussed in depth by M. Hunger showing different aspects of shape selectivity and structural effect on the properties of active sites (Chapter 17). M. Rigutto (Chapter 18) stresses the importance of zeolites and the main reasons for their application in cracking and hydrocracking, the largest industrial processes employing zeolites as catalysts. Further, C. Perego and his coworkers focus on reforming and upgrading of diesel fractions, which with gasoline are by far the most important and valuable key fractions produced by petroleum refineries (Chapter 19). Transformation of aromatic compounds forms the heart of petrochemical processes with zeolites as key components of all catalysts. S. Al-Khattaf, M.A. Ali, and J. Čejka

highlight the most important recent achievements in application of zeolites in various alkylation, isomerization, disproportionation, and transalkylation reactions of aromatic hydrocarbons (Chapter 20). With decreasing supply of oil, natural gas obtains more and more importance. A. Martinez and his coauthors discuss in some detail different ways of methane upgrading into valuable fuels and chemicals (Chapter 21). Methanol, which can be obtained from natural gas, could be one of the strategic raw materials in future. Novel processes transforming methanol into olefins or gasoline are covered in Chapter 22 by M. Stöcker. Incorporation of catalytically active species into zeolite frameworks or channel systems for oxidation reactions is covered in Chapter 23 by T. Tatsumi. The main attention is devoted to Ti-silicates. G. Centi and S. Perathoner focus on increasing applicability of zeolites in environmental catalysis with a particular attention to conversion of nitrogen oxides (Chapter 24). K.L. Yeung and W. Han describe the emerging field of application of zeolites in fuel cells for clean energy generation. The authors show that zeolites can play an important role in hydrogen production, purification, conditioning, and storage (Chapter 25). The final chapter by the authors from the group of A. Corma presents possibilities of application of zeolite as catalysts in the synthesis of fine chemicals. The examples discussed include, for example, acylation, hydroxyalkylation, acetalization, isomerization, Diels–Alder, and Fischer glucosidation reactions.

Bringing together these excellent chapters describing the cutting edge of zeolite research and practice provides an optimistic view for the bright future of zeolites. The number of new synthesized zeolites is ever increasing and particularly novel extra-large pore zeolites or even chiral zeolitic materials will surely be applied in green catalytic processes enabling to transform bulkier substrates into desired products. In a similar way, application of zeolites in adsorption or separation is one of the most important applications of this type of materials saving particularly energy needed for more complex separation processes if zeolites were not available to do the job. Fast development of experimental techniques enables deeper insight into the structural and textural properties of zeolites, while particularly spectroscopical methods provide new exciting information about the accessibility of inner zeolite volumes and location and coordination of active sites. Catalysis is still the most promising area for application of zeolites, in which novel zeolitic catalysts with interesting shape-selective properties can enhance activities and selectivities not only in traditional areas such as petrochemistry but also in environmental protection, pollution control, green chemistry, and biomass conversion. Last but not least, novel approaches in the manipulation and modification of zeolites directed to fuel cells, light harvesting, membranes, and sensors clearly evidence a large potential of zeolites in these new areas of application. The only limitation in zeolite research is the lack of our imagination, which slows down our effort and attainment of new exciting achievements.

It was our great pleasure working with many friends and excellent researchers in the preparation of this book. We would like to thank sincerely all of them for their timely reviews on selected topics and the great effort to put the book together. We believe that this book on zeolites will be very helpful not only for experienced

xvi | *Preface*

researchers in this field but also students and newcomers will find it as a useful reference book.

Jiří Čejka

Prague

October 2009

Avelino Corma Canos

Valencia

Stacey I. Zones

Richmond

List of Contributors

Michael W. Anderson

University of Manchester
School of Chemistry
Centre for Nanoporous Materials
Oxford Road
Manchester M13 9PL
UK

Sofía Calero Diaz

University Pablo de Olavide
Department of Physical,
Chemical, and Natural Systems
Ctra. Utrera km. 1
41013 Seville
Spain

Cong-Yan Chen

Chevron Energy Technology
Company
100 Chevron Way
Richmond, CA 94802
USA

Pablo Cubillas

University of Manchester
School of Chemistry
Centre for Nanoporous Materials
Oxford Road
Manchester M13 9PL
UK

Nadiya Danilina

ETH Zurich HCI
Department of Chemistry and
Applied Biosciences
Wolfgang-Pauli-Str. 10
8093 Zurich
Switzerland

Krijn P. de Jong

Utrecht University
Department of Chemistry
Inorganic Chemistry and
Catalysis Group
Debye Institute for
Nanomaterials Science
Sorbonnelaan 16
3584 CA Utrecht
The Netherlands

Petra E. de Jongh

Utrecht University
Department of Chemistry
Inorganic Chemistry and
Catalysis Group
Debye Institute for
Nanomaterials Science
Sorbonnelaan 16
3584 CA Utrecht
The Netherlands

XVIII | *List of Contributors****Raquel García***

Instituto de Catálisis y
 Petroleoquímica
 CSIC
 Marie Curie 2
 Cantoblanco
 28049 Madrid
 Spain

Jorge Gascon

TU Delft
 DCT
 Catalysis Engineering
 Julianalaan 136
 2628 BL Delft
 The Netherlands

Luis Gómez-Hortigüela

Instituto de Catálisis y
 Petroleoquímica
 CSIC
 Marie Curie 2
 Cantoblanco
 28049 Madrid
 Spain

Nanzhe Jiang

Inha University
 Department of Chemistry
 Laboratory of Nano-Green
 Catalysis and Nano Center for
 Fine Chemicals Fusion
 Technology
 Incheon 402-751
 Korea

Freek Kapteijn

TU Delft
 DCT
 Catalysis Engineering
 Julianalaan 136
 2628 BL Delft
 The Netherlands

Russell E. Morris

University of St Andrews
 EaStCHEM School of Chemistry
 Purdie Building
 St Andrews KY16 9ST
 Scotland

Sang-Eon Park

Inha University
 Department of Chemistry
 Laboratory of Nano-Green
 Catalysis and Nano Center for
 Fine Chemicals Fusion
 Technology
 Incheon 402-751
 Korea

Gordon M. Pearce

University of St Andrews
 School of Chemistry
 Purdie Building
 St Andrews
 Fife KY16 9ST
 UK

Joaquín Pérez-Pariente

Instituto de Catálisis y
 Petroleoquímica
 CSIC
 Marie Curie 2
 Cantoblanco
 28049 Madrid
 Spain

Evgeny A. Pidko

Eindhoven University of
 Technology
 Department of Chemical
 Engineering and Chemistry
 Molecular Heterogeneous
 Catalysis
 P.O. Box 513
 5600 MB Eindhoven
 The Netherlands

Ana Belèn Pinar

Instituto de Catálisis y
 Petroleoquímica
 CSIC
 Marie Curie 2
 Cantoblanco
 28049 Madrid
 Spain

Eli Stavitski

Utrecht University
 Inorganic Chemistry and
 Catalysis group
 Debye Institute for
 Nanomaterials Science
 Sorbonnelaan 16
 3584 CA Utrecht
 The Netherlands

Karl G. Strohmaier

ExxonMobil Research and
 Engineering Company
 1545 Route 22 East
 Annandale
 NJ 08801-3096
 USA

Jeroen A. van Bokhoven

ETH Zurich HCI
 Department of Chemistry and
 Applied Biosciences
 Wolfgang-Pauli-Str. 10
 8093 Zurich
 Switzerland

Johan van den Bergh

TU Delft
 DCT
 Catalysis Engineering
 Julianalaan 136
 2628 BL Delft
 The Netherlands

Adri N.C. van Laak

Utrecht University
 Department of Chemistry
 Inorganic Chemistry and
 Catalysis Group
 Debye Institute for
 Nanomaterials Science
 Sorbonnelaan 16
 3584 CA Utrecht
 The Netherlands

Rutger A. van Santen

Eindhoven University of
 Technology
 Department of Chemical
 Engineering and Chemistry
 Molecular Heterogeneous
 Catalysis
 P.O. Box 513
 5600 MB Eindhoven
 The Netherlands

Bert M. Weckhuysen

Utrecht University
 Inorganic Chemistry and
 Catalysis group
 Debye Institute for
 Nanomaterials Science
 Sorbonnelaan 16
 3584 CA Utrecht
 The Netherlands

Paul A. Wright

University of St Andrews
 School of Chemistry
 Purdie Building
 St Andrews
 Fife KY16 9ST
 UK

XX | *List of Contributors*

Lei Zhang

Utrecht University
Department of Chemistry
Inorganic Chemistry and
Catalysis Group
Debye Institute for
Nanomaterials Science
Sorbonnelaan 16
3584 CA Utrecht
The Netherlands

Stacey I. Zones

Chevron Texaco Energy Research
and Technology Company
100 Chevron Road
Richmond, CA 94802
USA

24

Environmental Catalysis over Zeolites

Gabriele Centi and Siglinda Perathoner

24.1

Introduction

The first widespread use of the term *environmental catalysis* to indicate catalysts and catalytic technologies for environment protection began around the beginning of 1990s, when the first large meetings on this specific topic were organized [1–6]. The original concept of environmental catalysis referred only to technologies for reducing polluting emissions. However, the applications addressed by environmental catalysis include a broad range of questions currently:

- catalytic clean-up technologies for gas (elimination of nitrogen oxides, conversion of volatile organic compounds – VOCs, etc.) and liquid phase (elimination of nitrate, toxic, and biorecalcitrant chemicals, etc.) emissions from stationary sources;
- catalysis for sustainable mobility (cleaner fuels, reduction of NO_x, CO, HC, and particulate in vehicle emissions, etc.);
- catalytic approaches for converting or recycling solid waste (conversion of polymer waste, recycling industrial solid waste, etc.);
- catalytic technologies for greenhouse gas reduction (reduction of N₂O, CH₄, CO₂, and fluorocarbon emissions);
- catalysis for in-house applications (improvement of air and water quality, self-cleaning surfaces and devices, etc.);
- catalytic approaches to clean energy production (H₂ production, use of renewables and biomass, fuel cells, energy storage, etc.); and
- new catalytic processes for sustainable production and eco-compatible technologies.

We restrict the discussion here, however, only to the original concept, because most of the other aspects are analyzed in other sections of this book. From the beginning, a significant part of the communications presented at the cited conferences on environmental catalysis regarded the use of zeolite catalysts or

Zeolites and Catalysis, Synthesis, Reactions and Applications. Vol. 2.
Edited by Jiří Čejka, Avelino Corma, and Stacey Zones
Copyright © 2010 WILEY-VCH Verlag GmbH & Co. KGaA, Weinheim
ISBN: 978-3-527-32514-6

related materials. The largest part of these communications concerned the use of zeolites for NO_x and VOC removal.

24.2 A Glimpse into Opportunities and Issues

One of the first discoveries that has largely stimulated research in this field was the finding that Cu ions exchanged into the faujasite (FAU) and MFI microporous matrix exhibit higher activity among metal ions exchanged into zeolites in the decomposition of NO [7–9], in particular, the “overexchanged” Cu/MFI ($\text{Cu}^{2+}/\text{Al} > 0.5$). In the presence of O₂ and water vapor, the activity was significantly depressed, and thus these materials never reached practical applications. However, there is still active research in this field.

Kustova *et al.* [10, 11] reported recently that mesoporous Cu/ZSM-11 (MEL structure characterized by a two-dimensional 10-ring pore) and Cu/ZSM-12 (MTW structure, one-dimensional 12-ring pore), in addition to the original and most studied Cu/ZSM-5 (MFI structure; similar to MEL, but one set of pores is zig-zag, or sinusoidally shaped), are active catalysts for the direct decomposition of NO. They also reported that Cu/ZSM-5 has been recognized as a unique catalyst for direct NO decomposition for many years, but their “discover that both Cu–ZSM-11 and Cu–ZSM-12 are about twice as active as Cu–ZSM-5 indicate that the special pore structure of Cu–ZSM-5 is not a decisive factor for catalytic activity in NO decomposition.”

A primary issue in Cu/zeolites, but of general relevance for all the field of transition-metal-ion-containing zeolites for environmental applications, concerns therefore the role of zeolite as a host material. The question is whether the zeolite provides only a good dispersion of the metal ions, the formation of specific species not being present on other oxides, or there is a specific effect of the zeolite pore structure (“shape-selectivity” or analogous aspects).

To discuss this issue in relation to the recent results of Christensen *et al.* [10, 11], it is useful to start with the observation that patents issued already 10 years earlier claimed the use of these zeolites for preparing catalysts active in the decomposition of NO. For example, Price and Kanazirev [12] claimed that “the zeolite should be preferably a ZSM-5, ZSM-11, or ZSM-12 zeolite.” Kagawa and Teraoka [13] also claimed ZSM-11 and ZSM-12 among the active zeolites for the decomposition of NO. Many other patents indicated these and other zeolitic structures among those relevant for preparing active catalysts. However, these materials were tested but showed lower activity with respect to ZSM-5, which is in contrast with the recent finding of Christensen *et al.* [10, 11].

To clarify this point, it is necessary to recall that the basic idea of using transition-metal-containing zeolites was the possibility to realize extremely well-dispersed single active species within the zeolite cavities [14]. However, it was soon realized that multiple species usually form and that the nature of the species present depends greatly on the preparation. The distribution of these

species depends on many parameters beyond the zeolite structure itself, such as the modality of preparation (including precursor compounds), zeolite Si/Al ratio, thermal treatment, and so on. Different reactivity orders in a zeolite structure series have been often observed when the preparation method was changed. Even though a unique behavior of Cu/MFI (ZSM-5) catalyst in this reaction has been indicated [15], it was known that this peculiar characteristics referred to a *nature of the active sites* (transition-metal ions) different to that present in oxide-supported catalysts, and not to the special properties associated with the zeolite pore structure (mono- or tridimensional, linear or sinusoidal channels, size of the channels, etc.) [16].

In fact, nitrogen oxide (NO) is a small molecule and the dimensions of possible reaction intermediates (dimeric species, for example) are small compared to the channel and cages sizes. Therefore, shape-selectivity effects cannot be present. The possible influence of the electrostatic field within the zeolite (in a zeolite structural series such as ZSM-5, ZSM-11, and ZSM-12) on the stabilization of the reaction intermediates, or the influence of zeolite pore structure on the diffusivity of molecules (NO, N₂), is also minimal. Therefore, the characteristics of zeolite pore structure (for equivalent nature of the active sites) are not expected to play a major role in the decomposition of NO, although they could be relevant in other reactions of nitrogen oxide conversion, such as for the selective reduction of NO with hydrocarbons.

On the other hand, it is known for a decade now that different sites for isolated species of transition-metal ions are possible in the zeolite structure [17–19]. The charge balance at the cationic sites in metal-ion-exchanged zeolites can occur (Figure 24.1a) as given below:

- 1) Bare cations coordinated exclusively to the framework oxygen atoms and thus exhibiting open coordination sphere.
- 2) Metal-oxo species coordinated to the framework, but simultaneously bearing extra-framework oxygen atom(s).
- 3) Metal-oxide-like species supported in the zeolite inner volume or mostly at the outer surface of the crystals.

The structure of the metallo-center depends on the type of the metal ion, the procedure of cation introduction into the zeolite, and the host zeolite matrix (Si/Al ratio and location of Al ions). Transition-metal ions such as Cu²⁺ or Co²⁺ are present as divalent cations predominantly coordinated only to framework oxygens. For higher charged ions such as Fe species, the lack of sufficient local negative framework charge, particularly in high-silica zeolites, to balance trivalent cations may instead induce the formation of Fe ions bearing an extra-framework oxygen ligand, that is, FeO⁺ or dinuclear Fe–O–Fe type complexes.

Different metal ion sites in zeolites have been identified for the bare cations (Figure 24.1b) [17–19]. They were indicated as α , β , and γ positions. In the first two sites, the bivalent metal ions are coordinated to the framework by six-membered rings (α - and β -types), while in γ -type cations are in a boat-shaped site. The population of these different sites depends on Si/Al ratio, type of zeolite, method of preparation (both of zeolite itself and of loading of the metal ions), and so on.

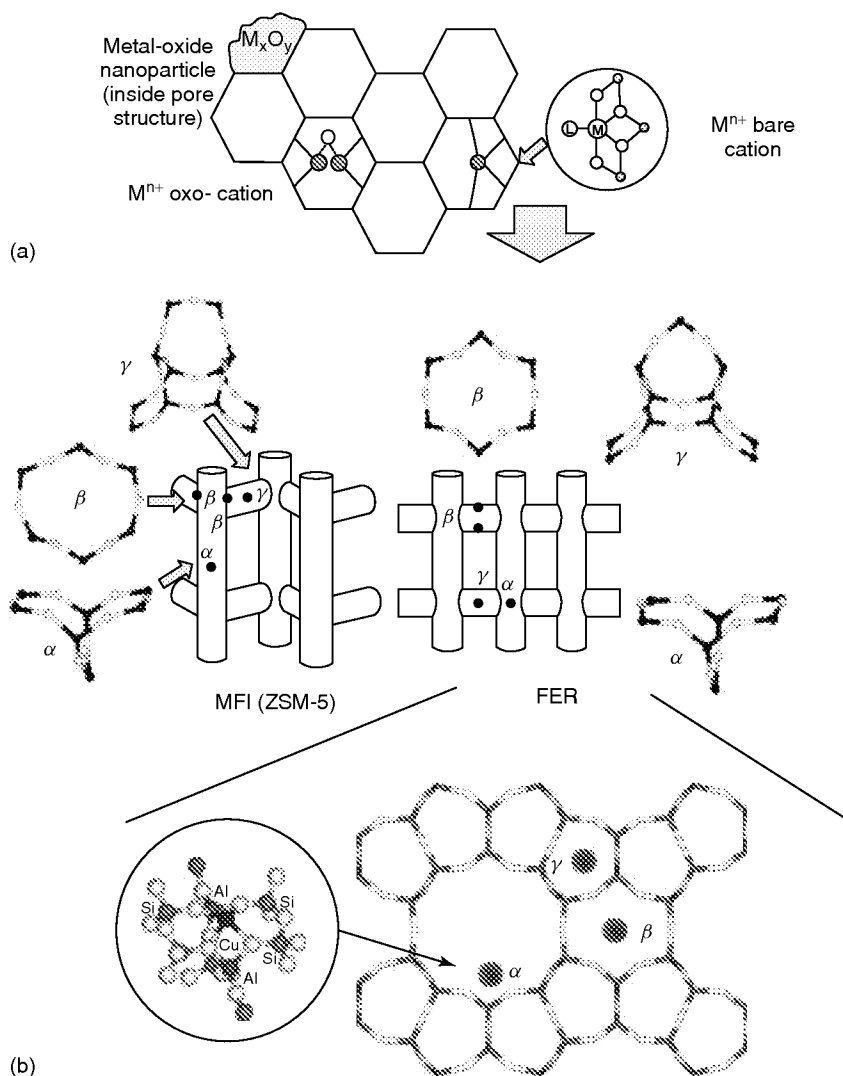


Figure 24.1 (a) Schematic model of cation location in zeolites. (b) Simplified sites and local framework structures of the α -, β -, and γ -type $Me(II)$ ions in MFI and FER zeolites. Adapted from [19]. The model of localization of copper ions in ferrierite (FER) (bottom part of the figure) has been adapted from [33].

It is also known that, during ionic exchange, the electrostatic field within the zeolite causes precipitation of metal-hydroxo species in the larger zeolite cages. Depending on the thermal treatment, these precursor species may form isolated cationic copper species, oxocations, or metal-oxide nanoparticles [20]. On the other hand, by conventional impregnation, the low rate of diffusion within the zeolites causes a preferential precipitation of these metal-hydroxo species on the external surface of the zeolite crystals. It is, thus, known from the recent findings that the preparation of Cu/MFI by impregnation leads mainly to CuO particles on the external zeolite surface [21].

Therefore, the preparation method is a key parameter to maximize the concentration of the active copper species and their performance in the decomposition of NO [22–25]. However, the great sensitivity of the nature and distribution of the active species to the zeolite preparation and their characteristics, coupled with their difficult characterization associated with the low amount of transition-metal ions present in the zeolite (typically, few percentage by weight or less), has resulted in the often contradictory findings in the literature, which still are not completely resolved.

For this reason, the identification of the nature of active sites was for a long time, and still is, under discussion. Miyamoto *et al.* [26] using molecular dynamics (MDs) simulations and molecular orbital (MO) calculations suggested the presence of Cu(II)–O–Cu(II) species, when two Al atoms occupy T8 sites in the six-membered ring, and indicated this species as the active one. However, the Takaishi rule [27] indicates that two Al atoms cannot be placed in one pentasil ring. Catlow *et al.* [28, 29] also proposed by computational methods that the active site in Cu/MFI catalysts is associated with two copper ions bridged with extra-framework OH species. Figure 24.2 reports the model of active sites proposed by Catlow *et al.* [29].

Wichterlová *et al.* [30] using Cu⁺ photoluminescence and infrared (IR) spectroscopy identified two main Cu sites (denoted as Cu_α and Cu_β). The Cu_β site is preferentially occupied at low Cu loadings and exhibits a more packed environment and higher positive charge. The Cu_α site is occupied in the whole concentration

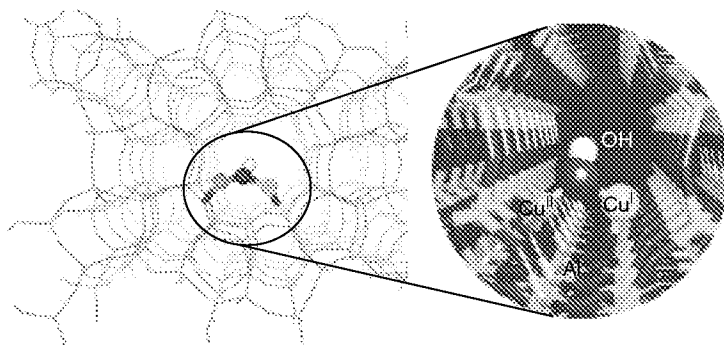


Figure 24.2 Model of active sites in Cu/MFI for NO decomposition proposed by Catlow *et al.* [29]. Adapted from [29].

range, but predominantly at high loadings, approaching and exceeding 100% degree of ion exchange. It is in a more open coordination, possesses lower positive charge, and was suggested to be balanced by a single framework Al atom, in contrast to two framework Al atoms for Cu_β . The reducibility of these Cu sites differs substantially and depends on the local negative framework charge. The latter depends on both the local Si–Al ordering adjacent to the Cu ion and the total framework charge given by the Si/Al ratio.

The analysis of the catalytic activity and reducibility versus the population of the Cu_α and Cu_β sites allowed the identification of the Cu_α site as the active center for NO decomposition. The results of Wichterlová *et al.* [30] thus indicate a single, bare cation as the active site in the decomposition of NO.

Various other authors have discussed the nature of active sites and the reaction mechanism in the decomposition of NO over copper-containing zeolites (see the review of Centi and Perathoner on the conversion of nitrogen oxides over copper-based catalysts [31]) using transient reactivity studies, spectroscopic investigations, and theoretical modeling. Specific overviews of the theoretical studies of the reaction of NO on metal-exchanged zeolites have been reported recently by Pietrzyk and Sojka [32], McMillan *et al.* [33], and Schneider [34]. General aspects of the reaction mechanism of conversion of nitrogen oxides have been discussed also by Busca *et al.* [35] and Centi and Perathoner [36].

The recent theoretical study of Pulido and Nachtigall [37] indicated a cyclic dinitrosyl complex (hyponitrite-like) as the key intermediate. The model is reported in Figure 24.3. Three types of dinitrosyl complexes with different coordination on the Cu^+ cation were identified by Pulido and Nachtigall [37]: (i) fourfold tetrahedral, (ii) fourfold square planar, and (iii) threefold trigonal planar. The most stable dinitrosyl complex, formed when the two NO molecules interact with Cu^+ via the N atom, has a tetrahedral coordination on Cu^+ . The cyclic adsorption complex, having a square-planar arrangement of ligands on Cu^+ and interaction via O atoms, is only about few kilocalories per mole less stable than the N-down

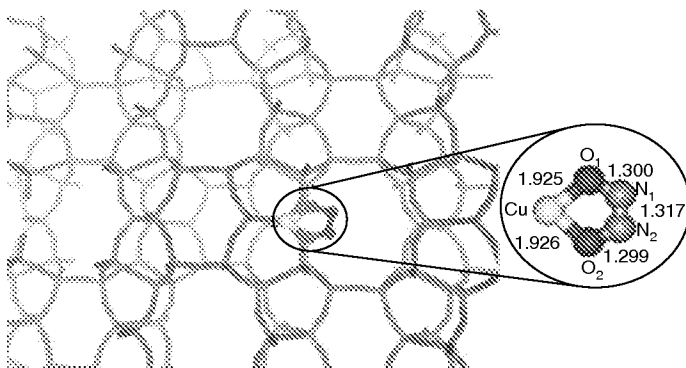


Figure 24.3 Active key intermediate (hyponitrite-like) in DeNO_x reaction over Cu/FER proposed by Pulido and Nachtigall [37].

dinitrosyl complex. This cyclic dinitrosyl complex is suggested to be the key intermediate in the DeNO_x process taking place in Cu/zeolites.

This model thus proposes that an isolated Cu⁺ ion is the active site. The formation of *gem* dinitrosyl species on isolated copper ions has been identified from the earlier studies by IR spectroscopy and considered a key characteristic aspect. However, different ideas have been proposed about their role on the reactivity. Bell *et al.* [38] suggested the mechanism reported in Figure 24.4a, based on the evidences by IR spectroscopy of the gradual substitution of Cu⁺(NO)₂ dinitrosyl species by Cu²⁺(NO) and Cu²⁺(O⁻)(NO) species with formation also of Cu²⁺(NO₂) and Cu²⁺(NO₃⁻) species. The key intermediate according to Bell *et al.* [38] is thus a Cu²⁺(NO₂⁻)(NO) or Cu⁺(N₂O₃) species, supporting the original indications of Li and Hall [39] while studying the kinetics of decomposition of NO that the rate-limiting step is the adsorption of NO by an extra-lattice oxygen (ELO) containing site (e.g., Cu²⁺O⁻).

Zecchina *et al.* [40] proposed a slightly different reaction mechanism based on the role of single copper species and the key formation of a Cu²⁺(NO₂⁻)(NO) intermediate (Figure 24.4b). They explicitly exclude the role of copper dimeric species. Schay *et al.* [41] also indicate Cu²⁺(O)(NO)(NO₂) as the key intermediate in NO decomposition. Ramprasad *et al.* [42] reported, in agreement with this hypothesis, density functional theory (DFT) results showing that the single-step, symmetric, concerted decomposition reaction of NO in the vicinity of Cu ion sites in zeolites is forbidden by orbital symmetry. On the contrary, metastable hyponitrite complexes display N–N coupling and may be precursors for multistep decomposition of NO.

Schneider [34] observed that in the “hyponitrite” structure (Figure 24.5, left) the bonding resulting from charge transfer from Cu to the adsorbate drives the formation of a short N–N bond resulting in the formation of N₂O and a ZCuO copper-oxo species, where Z indicates the zeolite.

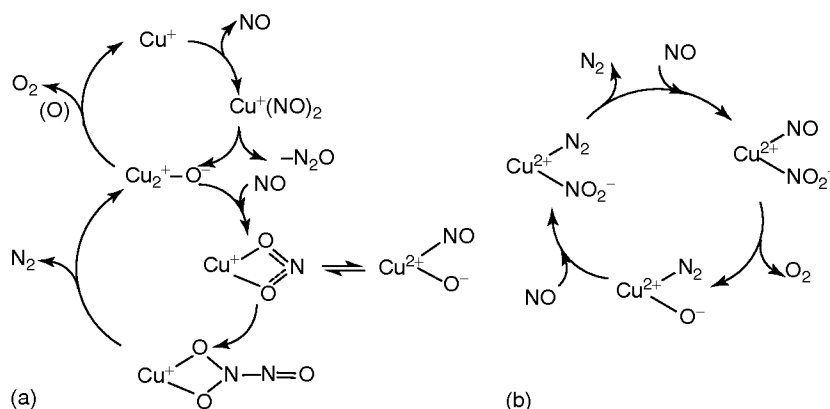


Figure 24.4 Reaction mechanisms in the decomposition of NO on Cu/zeolites proposed by Bell *et al.* [38] (a) and Zecchina *et al.* [40] (b).

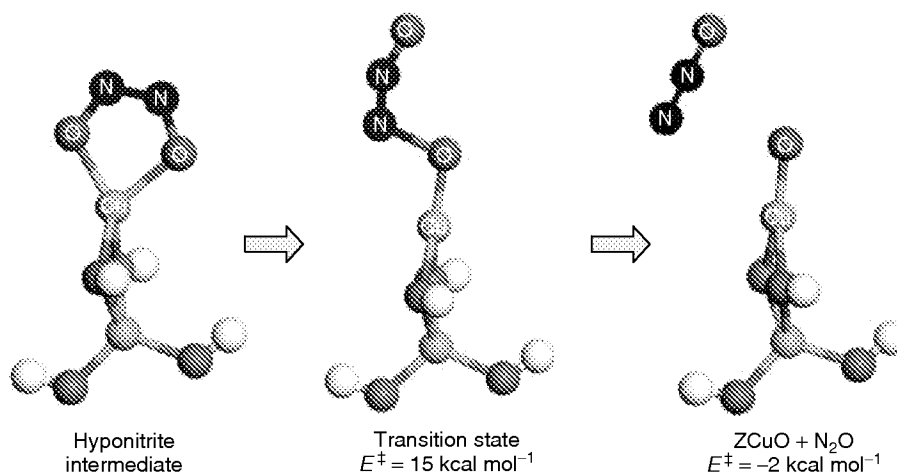


Figure 24.5 Conversion of metastable ZCu-bound hyponitrite intermediate to a copper-oxo (ZCuO) species and N₂O as proposed by Schneider [34]. Adapted from [34].

The copper-oxo species may further react with N₂O according to the following mechanism:



Subsequent desorption of O₂ from ZCu would complete the cycle. The second O-atom transfer reaction has an energy barrier of about 36 kcal mol⁻¹ and is thus the more difficult step.

Pietrzyk and Sojka [32], however, observed that the conversion of {Cu^IN₂O₂}Z transient species is kinetically constrained by the intersystem crossing, because the spin singlet {¹Cu^IN₂O₂}Z intermediate is converted to {³CuO}Z center which has a spin triplet ground state.

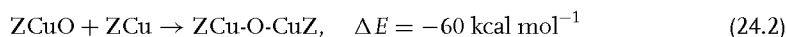
The alternative mechanism to this outer-sphere coupling leading to dimeric {Cu^IN₂O₂}Z intermediate is an inner-sphere nitrosonium route [32]. The oxidative adsorption, giving rise to the bound NO^{δ-} species, defines a *nitroside pathway* of activation, while the reductive adsorption leading to NO^{δ+} species defines a *nitrosonium pathway* of activation. In the latter case, the M–N–O moiety is highly bent (130–140°), the N–O bond length shortened, and its polarization increased by about three times in comparison to the free NO molecule. The second NO molecule can coordinate to the metal center and, when the spin density is largely on the metal, the dinitrosyl complex may thermally decompose giving rise to the N₂O formation via an inner-sphere route.

These two pathways thus largely depend on the characteristics of dinitrosyl conformation, which in turn depends on the characteristics of the metal and its charge as well. As discussed in detail by Pietrzyk and Sojka [32] in analyzing the characteristics of mononitrosyl complexes in various transition-metal-ion-exchanged zeolites, the coordination of NO leads to a pronounced redistribution of the electron and

spin densities, accompanied by modification of the N–O bond order and its polarization. The zeolite framework participates in the electron density and spin-density repartitions. Therefore, not only the nature and valence state of the transition-metal ion determine the characteristics of the NO coordination complexes (and possible pathways of transformation) but also the site of the transition metal in the zeolite (Figure 24.1) and the zeolite framework, which determines the effectiveness of the zeolite in charge and spin-density redistribution.

The situation is therefore more complex than that usually considered from theoretical modeling. In addition, the question is whether the model of a single (isolated) metal complex is valid for this type of catalysts. The presence of multiple copper sites, as well as their possible electronic interaction that modifies the charge and spin-density redistribution, is a clearly issue. In addition, an unsolved question is also the coupling effect, that is, the influence of chemisorption coverage. As pointed out earlier, there is a relevant role of the zeolite framework itself in determining the configuration of the mononitrosyl complexes. This is also demonstrated by IR studies, which have provided evidence that NO chemisorption on Cu/MFI modifies the skeletal vibrations of the zeolite. There is thus a relaxation effect due to chemisorption, that is, the configuration of the sites at low chemisorption coverage is not exactly the same of that at high chemisorption coverage. It is still an unsolved question whether this effect could be also relevant in terms of reaction mechanism.

In addition to single copper sites, multinuclear copper sites could be present and be the active sites. In particular, much attention has been focused on the possibility of having two copper ions in a close enough proximity to act in concert for catalysis [43]. A number of possible single-O-bridged and di-O-bridged Cu pairs can be identified by theoretical modeling [34] (Figure 24.6) and are quite strongly bound:



Oxygen desorption being the rate-limiting step in the decomposition of NO, a copper pair would facilitate this reaction. Kuroda *et al.* [44, 45], while studying the X-ray absorption spectroscopy of the oxidation–reduction processes during NO adsorption on Cu/MFI, concluded that zeolite having an appropriate Si/Al ratio, in which it is possible for the copper ion to exist as dimer species, may provide the key to the redox cycle of copper ion as well as catalysis in NO decomposition. The role of the multi-ionic structure of the active copper centers in Cu/MFI has also been indicated recently [46].

It is out of the scope of this review to go into the details of the different observations and conclusions on the reaction mechanism of the decomposition of NO. The comments above evidence the complexity of the problem and the still on-going discussion after many years even for such a simple reaction as the decomposition of NO on apparently well-defined copper ions in an ordered environment (the zeolite host).

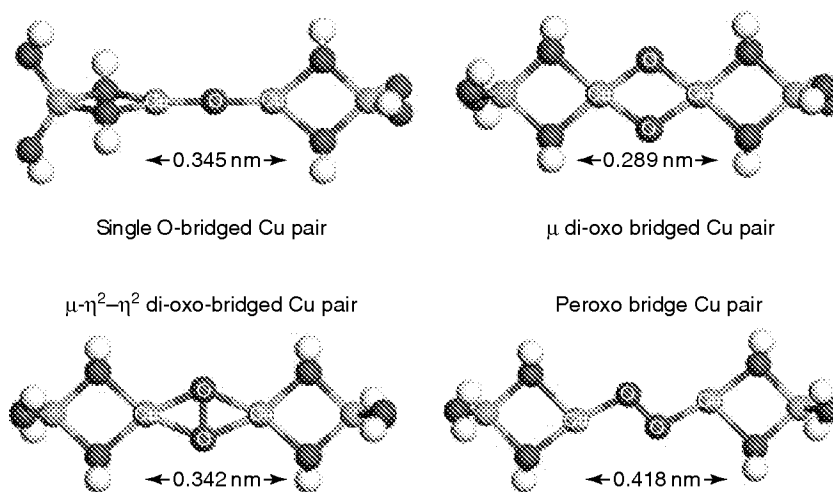


Figure 24.6 Spin-polarized local density approximation structures of O-bridged Cu pairs, calculated for a single T-site (AlO_4 tetrahedra). Adapted from [34].

The idea behind most of the hypotheses of the reaction mechanism, and the stimulus of several theoretical investigations, is that in Cu/zeolite a single well-defined site is present. As commented above, different copper sites are present, and they can change reversibly during the catalytic reaction or during the various procedures necessary for their characterization. The relocation of copper ions depending on temperature and gas composition, as well as the easy and spontaneous reduction of copper ions, is known. Furthermore, the site of the copper ions depends on the coordination of chemisorbed molecule.

For example, IR results show that the coordination of NO to Cu^+ ions moves them to more open positions in the cage. Broclawik *et al.* [47] reported recently that Cu^+ in site II binds NO molecule more weakly than it does in site III. It is due to the very stable planar threefold coordination to the framework O atoms that is achieved in site II. However, the heats of adsorption of the second NO molecule are only slightly higher at site III than at site II, because upon the first NO molecule adsorption on site II, Cu(I) ions are displaced to the position more resembling site III. Similarly, CO coordination on Cu^+ ions in ZSM-5 induces a displacement of copper ions, and the coordination of NO oxidizes Cu^+ ions as was observed [48].

As mentioned, by IR it is observed that the overtone bands of the skeletal vibration of the zeolite structure depend on the chemisorption coverage, indicating that the adsorption of a molecule on the copper site does not have only a local (short-range) influence. The local coordination of copper ions would depend on the chemisorption coverage.

All these indications point to the highly mobile situation of the copper ion species in the zeolite and thus limit considering the presence of a well-defined type of copper species, as made in theoretical approaches. We should also consider

that a synergetic effect between the various copper species could be also present. It is known, for example, that extra-framework Al ions influence the acidity of the nearby Brönsted sites. Extra-framework copper ions may thus influence the behavior of isolated copper species either directly (e.g., participating in the reaction mechanism) or indirectly (e.g., acting as a sink for charge and spin density, thus influencing the stability of the different nitrogen oxide complexes or, instead, mediating the oxygen desorption and thus increasing the rate-limiting step).

All these aspects should be considered in discussing the reaction mechanism. As mentioned, the starting observation from reactivity tests is that the specific activity is higher in overexchanged Cu/MFI, for example, when the amount of copper ions is higher than the amount to balance all Al ions (one Cu^{2+} each for two Al ions). The typical maximum specific activity was observed for the level of exchange in the 100–140% range. This observation was the starting point to postulate that dimeric copper ions (with one or two bridging oxygen atoms) are the active sites. In overexchanged zeolites, the deposition of $[\text{CuOH}]^+$ species occurs during ion exchange and these species could form by dehydration of oxygen-bridged copper species or chains. The question, however, is whether they are the active sites. In fact, other factors could explain the need of overexchange: (i) multinuclear copper species (such as the Cu pairs shown in Figure 24.6) are the active sites and they form predominantly in overexchanged Cu/zeolites; (ii) isolated copper ions in more open positions (Cu_x sites), which show higher activity than the other isolated copper species, form only when the other positions are occupied and at high exchange level; and (iii) there is a synergism between isolated and multinuclear copper sites, but only when they are in close proximity (as occurs in overexchanged samples). More interpretations are also possible, but already these three show the difficulty in reaching unique conclusions.

We may conclude, as is often remarked, that these zeolites containing metal ions in extra-framework positions can be considered as enzyme-like materials because of the presence of an isolated metal ion surrounded by a 3D environment that orients the adsorption and reactivity of the incoming molecules. The brief discussion reported above shows that the situation is far more complex, with multiple sites that could be in a dynamic equilibrium. Also from the characterization perspective, the system is more complex and far more difficult than initially supposed. This is one of the reasons for the still on-going debate on the mechanism of one of the (apparently) simplest reactions that can be considered, namely the decomposition of NO.

From the application point of view, the main characteristic is the possibility to have isolated and well-accessible metal ions, but typically for very low loadings, which can determine a low productivity per total catalyst weight. The redox and reactivity characteristics of these metal ions, however, are different from those of the same ions supported over conventional oxides (silica, alumina, etc.). The relatively high mobility, however, determines a general low stability especially under hydrothermal conditions.

In the case of decomposition of NO on Cu/MFI, the presence of gaseous O_2 decreases the reaction rate because it competes with NO for the chemisorptions on reduced copper ions. The self-reduction of copper ions is thus the rate-limiting step.

Recently, however, alternative zeolitic materials have been proposed that apparently overcome this problem. Shi *et al.* [49] investigated the direct decomposition of NO in the presence of oxygen over a series of Fe–Mn/H-beta catalysts with Mn/Fe = 1. When Mn is incorporated to Fe/H-beta, NO_x conversion is improved, and the active temperature window is lowered. The Fe(5%)–Mn(5%)/H-beta exhibits the highest activity. Neither O₂ nor CO₂ inhibits the reaction. These results thus prove that there is still ample research space to develop improved Me-zeolite catalysts for the decomposition of NO.

24.3

Fields of Applications

Transition-metal-containing zeolites have been very successfully applied in refinery and petrochemistry, but a significant interest has also raised their application in the field of environmental protection although their practical use is still much more limited as shown by the number of studies on these catalysts.

There are two main areas of applications of zeolites in the field of environmental catalysis, within the limits discussed in the introduction:

- conversion of nitrogen oxides (NO_x and N₂O) and
- conversion of VOCs.

Other areas of applications include wastewater treatment, photocatalytic conversion of pollutants, air purification, and soil remediation, although often it is not well demonstrated that zeolite-based catalysts offer clear advantages over alternative catalysts such as oxide-supported materials. An overview of the applications of zeolites in environmental catalysis has been reported by Larsen [50] and earlier by Delahay and Coq [51]. More specific reviews to be cited are the followings:

- the use of zeolite catalysts for dehalogenation processes [52];
- the use of metallo-zeolites (particularly, Co/MFI, Fe/MFI, ferrierite (FER), and mordenite (MOR)) for NO_x selective catalytic reduction (SCR) with hydrocarbons [19];
- the use of metal-ion-exchanged zeolites as DeNO_x catalysts for lean-burning engines [53];
- the reaction mechanisms of lean-burn hydrocarbon SCR over zeolite catalysts [54], and the use of zeolites in the field of nitrogen monoxide removal [55, 56];
- the quantum mechanical modeling of the properties of transition-metal ions in zeolites, with particular reference to the SCR of nitrogen oxides in the presence of NH₃ [57];
- the use of zeolites in pollution control, in particular the abatement of NO_x and N₂O emissions from stationary sources [58];
- the characterization, modeling, and performances (particularly for NO_x removal from the tail gas of nitric acid plants) of Cu^I/Cu^{II}-Y zeolites [59];
- the SCR of NO_x by ammonia (NH₃-SCR) over metal-exchanged zeolites (especially Fe/MFI) for diesel engine exhaust applications [60];

- the use of transition-metal oxides (Ti, V, Mo, Cr) incorporated within the framework of zeolites as well as transition-metal ions (Cu^+ , Ag^+) exchanged within the zeolite cavities for the photocatalytic conversion of NO_x (NO, N_2O) or the reduction of CO_2 with H_2O [61], or as photoanode [62];
- the use of microporous and mesoporous materials to prepare single-site photocatalysts [63, 64] or to enhance the photocatalytic activity of TiO_2 through spatial structuring and particle size control [65];
- the use of zeolite and other novel materials for wastewater treatment [66];
- the use of natural zeolites for environmental applications in water purification [67] and greywater treatment [68];
- the use of zeolites in the wet hydrogen peroxide catalytic oxidation of organic waste in agro-food and industrial streams [69]; and
- the use of zeolite films for trace pollutant removal from air, and other applications [70].

Selected examples of the uses of zeolites as environmental catalysts are reported in Table 24.1 to show the very broad range of materials and applications that have been investigated. However, it should be remarked that their commercial application is still dominated by their adsorption properties rather than by their use as catalysts [71], at least for niche applications, although we are probably close to seeing their use in large-scale applications. As an example, Zeolyst International (one of the world's leading producers of zeolite catalysts) reports in its web site (www.zeolyst.com) the use of zeolite for environmental waste reduction and secondary treatment of effluents (reduction of NO_x and VOCs, including automotive cold-start emissions), as well as the removal of automotive combustion products (particularly for lean NO_x), even though only their "potential" use is indicated.

BASF Catalysts (www.catalysts.basf.com, the world leader in catalyst manufacture) has recently announced (November 2008) at the SAE (Society of Automotive Engineers) International Commercial Vehicles Congress in Chicago a new copper-zeolite SCR catalyst that provides more than 90% NO_x (nitrogen oxides) removal for on-road and off-road heavy-duty diesel vehicles. The catalytically active component is coated on a ceramic honeycomb and will be used with urea as a reductant. On January 2009, the opening of a new R&D facility focused on commercializing the new zeolite catalysts that would boost diesel and gasoline yields compared to conventional zeolites was also announced.

A number of papers at the SAE (the most important society in this field) meetings from leading car manufacturers indicate that Cu/MFI or Fe/MFI zeolites are close to being introduced commercially for the control of diesel emission. For example, researchers of Ford Motor Co. (USA) [101] reported that the SCR is a viable option for the control of oxides of nitrogen (NO_x) from diesel engines using urea as a reductant, in particular to meet certification under Tier 2 Bin 5 (USA) emission requirements (passenger and light-duty diesel vehicles will require up to 90% NO_x conversion over the Federal Test Procedure – FTP).

Currently, copper-zeolite (Cu/zeolite) SCR catalysts are favored for configurations where the exhaust gas temperature is below 450 °C for the majority of operating

Table 24.1 Selected examples of the use of zeolites as environmental catalysts (Y, FAU structure; ZSM-5, MFI structure; Beta, BEA structure; ferrierite, FER structure).

Catalyst	Application	References
Cu/FAU	NO _x removal from tail gas of nitric acid plants	[51]
Fe/MFI	N ₂ O abatement in nitric acid plants	[72]
Cu/MFI	NO-assisted N ₂ O decomposition	[73]
Cu/BEA	NO _x conversion with propane	[74, 75]
Cu/MFI	NO _x conversion with decane	[76]
Fe/MFI, Cu/MFI	Urea-SCR (diesel vehicles)	[77]
Ag/MFI, Ag/BEA	NO reduction with propane in the presence of H ₂	[78]
Ag/FAU	NO _x reduction with oxygenates	[79]
Ir/MFI	Simultaneous removal of soot and NO _x	[80]
Zeolites (as additives)	NH ₃ transient storage to enhance NO _x conversion in storage-reduction catalysts	[81]
Co, Mn/FER	NO _x SCR with methane	[82]
Pd/MCM-41	Low-temperature catalytic combustion (CO, HC)	[83]
Cu/ and Pt/MFI on cordierite	VOC removal	[84]
CeO ₂ /FAU	Deep oxidation of 1,2-dichloroethane	[85]
Pt/P-MCM-41	Catalytic combustion of trichloroethylene	[86]
Zeolites and MCM-41	Catalytic ozonation of toluene	[87]
Pd/BEA, Pd/FAU	VOC catalytic ozonation	[88]
Fe/MFI, Cu/MFI	Wet oxidation of pollutants with H ₂ O ₂	[69, 89–92]
Pd/hydrophobic FAU	Hydrodehalogenation of chlorocarbons in water	[52]
Natural zeolites	Soil amendment, wastewater purification	[93]
Fe/MFI	(Cr/VI) photoreduction for water and soil remediation	[94]
Ti- and TiO ₂ -micro and mesoporous materials	Photocatalytic elimination of pollutants (air)	[62–64, 95, 96]
FAU, MFI	Elimination of nitrosamines in cigarette smoke	[97, 98]
Fe/MFI	Oxidation of lignin with H ₂ O ₂ (pulp and paper mill wastewater)	[99]
Ag/clinoptilolite	Water disinfection	[100]

SCR, selective catalytic reduction.

conditions, while iron zeolite (Fe/zeolite) SCR catalysts are preferred where NO_x conversion is needed at temperatures above 450 °C.

The key issue in the control of NO_x emissions of light-duty diesel engines is to have activity at very low temperatures (the catalytic converter has a temperature below 350 °C for most of the emission cycle), while higher temperature performances and stability is more critical in heavy-duty diesel engines.

The selection of Cu/zeolite or Fe/zeolite SCR catalysts is based on the different performance characteristics of these two catalyst types. Cu/zeolite catalysts are generally known for having efficient NO_x reduction at low temperatures with little or no NO₂, and they tend to selectively oxidize ammonia (NH₃) to N₂ at temperatures above 400 °C, leading to poor NO_x conversion at elevated temperatures. Fe/zeolite catalysts are very efficient at NO_x conversion at temperatures as high as 600 °C or even higher, but they are not as efficient as Cu/zeolite catalysts at lower temperatures in the absence of NO₂. A combined SCR system consisting of an Fe/zeolite catalyst in front of a Cu/zeolite catalyst could thus widen the operating temperature range of the SCR catalyst. At low temperatures, the Cu/zeolite improves NO_x conversion efficiency versus an Fe-only system. At elevated temperatures, the Fe/zeolite is more active. In addition, one can overdose NH₃ at elevated temperatures with the combined Fe–Cu system without NH₃ slip, while the Fe-only system leads to substantial NH₃ slip when overdosing.

One of the key aspects of the performance is the ability of the zeolitic materials to store both hydrocarbons and ammonia [102]. Ammonia storage on zeolite has a beneficial effect on NO_x conversion; hydrocarbons, however, compete with ammonia for storage sites and may also block access to the interior of the zeolites, where the bulk of the catalytic processes take place.

Another issue is the hydrothermal stability. The high-temperature SCR deactivation is unavoidable due to the requirements necessary to actively regenerate diesel particulate filters and purge SCRs from sulfur and hydrocarbon contamination. Careful temperature control of these events is necessary to prevent unintentional thermal damage, which is not always possible. As a result, there is a need to develop thermally robust SCR catalysts. Fe/zeolite formulations are known to exhibit superior hydrothermal stability over Cu/zeolite formulations [103]. However, current Fe/zeolite formulations are not very active for NO_x conversion in the desired 200–350 °C temperature regime under conditions of low NO₂/NO_x ratios. Cu/zeolite, however, may be stabilized, and the latest state-of-the-art Cu/zeolite formulations show remarkable high-temperature hydrothermal stability up to 950 °C while maintaining stable low-temperature NO_x activity [103].

The deactivation by sulfur is another issue [104]. Even with the use of ultralow-sulfur fuel, sulfur poisoning is still a durability issue for base metal/zeolite SCR catalysts. The impact of sulfur is more severe on Cu/zeolite than on Fe/zeolite SCR catalysts for the NO_x activity, but the sensitivity of thermal aging status to the sulfur poisoning impact is different [104]. The most thermally durable SCR catalysts are not necessarily the most resistant to sulfur poisoning. Control of sulfur poisoning and strategy for DeSO_x might be different depending on the formulation and thermal aging status.

The alternative catalytic system for urea-SCR is based on vanadium oxide supported on titania. These SCR catalysts are now available in mass production for heavy-duty vehicles in Europe. The SCR-active material can either be applied as a coating on an inert carrier honeycomb or be worked up to a homogeneous honeycomb by extrusion. The homogeneously extruded catalysts have the advantage that they contain 100% of the active material. Especially in the lower temperature

range, higher NO_x conversions can be achieved compared to coated systems. In addition, they feature superior resistance against poisoning (e.g., by sulfur).

However, to establish this technology for the new US 2010 and EURO 6 systems containing a particulate filter and to meet the demands of the US market for a catalyst that does not contain vanadium, there is the need to use alternative zeolite-based catalysts. The reason for not using vanadium in these future systems is that filter regeneration demands high-temperature stability of the SCR catalyst and that there are concerns about vanadium loss during operation.

Researchers of SINO_x Emission Control (former Argillon GmbH, and now Johnson Matthey Catalysts Germany) [105] have developed a homogeneous catalyst honeycomb catalyst consisting of 100% active material based on zeolite and containing no vanadium. The catalyst features superior low-temperature activity and provides high-temperature stability to withstand particulate filter regenerations upstream in the exhaust. Additionally, the low bulk density helps to reduce efforts in canning and system design.

Another relevant example of zeolites as environmental catalysts, which will probably become a major application in the near future, concerns the abatement of N_2O emissions in the production of nitric acid. The industrial production of nitric acid (HNO_3) involves oxidizing ammonia (NH_3) with air over a platinum/rhodium gauze catalyst to produce nitrogen oxides. This process yields nitrogen monoxide (NO), which then reacts with oxygen and water to form nitric acid. However, it also produces nitrous oxide (N_2O) – a powerful greenhouse gas and ozone killer (N_2O has a greenhouse effect about 300 times higher than that of CO_2 [106]) – as an undesired by-product. Unlike NO, the nitrous oxide is not involved in the HNO_3 production process and is emitted into the atmosphere with the tail gas.

The N_2O emissions in nitric acid plants vary from about 3 to 4 kg of N_2O per metric ton of HNO_3 to as much as 20 kg of N_2O per metric ton of HNO_3 depending on the type of nitric acid plant. An estimated 400 000 metric tons of nitrous oxide is emitted each year by nitric acid plants worldwide. Nitric acid plants are now the largest single source of greenhouse gas emissions among industrial manufacturing facilities. Although still very few countries have introduced limits on emissions of N_2O from nitric acid plants, the recent agreement on greenhouse gas emissions will soon extend these limits to more countries or there will be the need to include N_2O emissions in the implementation of mechanisms of Kyoto Protocol carbon trading protocols (Emissions Trading, Joint Implementation, and Clean Development Mechanism).

Uhde (a world leader in nitric acid technology) in collaboration with Süd-Chemie AG (a world leader in special zeolite manufacture) has developed a technology for removing N_2O from the nitric acid production process (in particular from the tail gas), which is based on the use of Fe/MFI catalysts [107, 108] (see also Uhde publications no. 5000008.00 – EnviNO_x[®] Setting Emission Standard for Nitric Acid Plants – which can be downloaded from the site www.uhde.eu). The Fe/MFI-based catalyst is active either in decomposing N_2O into N_2 and O_2 – an effect increased significantly by the presence of NO_x in the tail gas (cocatalytic NO_x effect; the NO_x acts as scavenger for the oxygen left on the iron site as a result

of the N_2O decomposition and thus accelerates the reaction rate, because oxygen desorption is the rate-limiting step in the reaction), or by reducing N_2O using various reducing agents, such as hydrocarbons [109, 110]. In addition, the iron zeolites have also proved to be excellent $DeNO_x$ catalysts in a wide temperature window. The special iron-exchanged zeolite catalysts for use in its EnviNO_x[®] process are indicated EnviCat[®]- N_2O and EnviCat[®]- NO_x , and are commercialized in the pellet form.

The advantages of these zeolite catalysts compared to conventional $DeNO_x$ catalysts are their resistance to typical catalyst poisons, such as sulfur or chlorine, and their operating range over a wide temperature window of approximately 200–600 °C.

There are different possible EnviNO_x[®] process variants: (i) catalytic decomposition of N_2O and the catalytic reduction of NO_x , (ii) catalytic reduction of N_2O and NO_x , and (iii) catalytic decomposition of N_2O . Figure 24.7 shows the simplified flow sheet of the first two process variants [111]. In the first option, the reactor is usually located between the final tail gas heater and the tail gas turbine and contains two catalyst beds filled with iron zeolite catalysts operating at the same pressure and temperature, and a device for the addition of NH_3 between the beds. In the first O stage, the N_2O abatement is effected simply by the catalytic decomposition of N_2O into N_2 and O_2 . Owing to NO_x promotion of the decomposition of N_2O , the $DeNO_x$ stage is downstream. This process variant is especially applicable for tail gas temperatures between about 425 and 520 °C. The first commercial-scale plant using this option was realized in 2003 by Uhde in Linz (Austria) for Agrolinz Melamine International (AMI), which produces about 1000 t per day of HNO_3 and in which the tailgas has a flow rate of 120 000 $Nm^3 h^{-1}$ at a temperature of 430 °C. A conversion rate of 98–99% is achieved.

In the second variant, N_2O is removed by catalytic reduction with a hydrocarbon such as natural gas or propane. Unlike with N_2O decomposition, the NO_x content of the tail gas inhibits the N_2O reduction reaction. It is, therefore, necessary to completely eliminate the NO_x in the tail gas. Depending on the tail gas composition and the particular operating conditions, this can be accomplished in a $DeNO_x$ unit located upstream of the DeN_2O stage or, preferably, simultaneously with the N_2O reduction in a single common stage. Either the common stage process or the two-stage process with its hydrocarbon reducing agent feed mixer can be accommodated in a single reactor vessel. This option is suitable for temperatures between about 300 and 520 °C depending on the specific conditions in the nitric acid plant. The first commercial plant using this option was realized in 2006 in Egypt for the company Abu Qir Fertilizers. It uses ammonia for NO_x SCR and methane for N_2O SCR. The plant has a nitric acid production of 1870 t per day and the tail gas flow rate is 225 000 $Nm^3 h^{-1}$ (temperature = 410 °C). The N_2O conversion is 99%, while NO_x outlet concentration is below 1 ppm.

Several other plants were realized by Uhde/SCAG for a total removal of about 8 million tons per year of equivalent CO_2 . Other companies have also developed similar processes using Fe/zeolite catalysts.

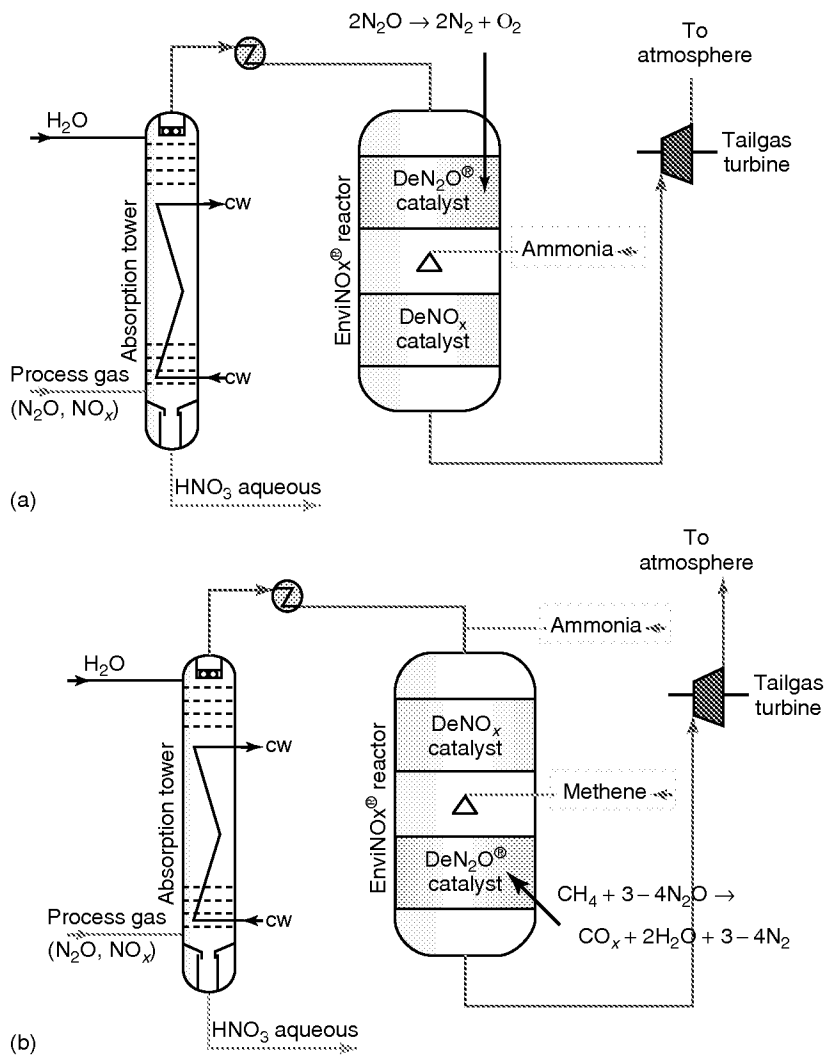


Figure 24.7 EnviNOx[®] (Udhe) process of catalytic decomposition of N₂O and catalytic reduction of NO_x (a), and catalytic reduction of N₂O and NO_x (b). DeN₂O catalyst = Fe/MFI, DeNO_x catalyst = Fe/MFI or V₂O₅/TiO₂/WO₃. Adapted from [111].

The choice of the hydrocarbons for nitrous oxide abatement depends on various criteria [112]: (i) DeN₂O activity and operation temperature, (ii) hydrocarbon utilization, that is, the selectivity to react with N₂O in O₂ excess, (iii) emission of CO and CO₂, (iv) sensitivity to NO and NH₃, and (v) cost. Alkanes are generally more effective reducing agents than unsaturated hydrocarbons. In particular, alkynes require a higher temperature to activate N₂O and are unselective because

of their proneness to react with O_2 . Ethane is an optimal reductant, featuring a high DeN_2O activity, high selectivity, and compared to methane, a lower degree of inhibition by NO.

Usually, steam activation is necessary to promote the performances of Fe/MFI catalysts, but the preparation method has also a relevant effect. Other zeolite structures have also been shown to be active in the reaction. Recently, Sobalik *et al.* [113] showed the superiority of Fe/FER over Fe/BEA and Fe/MFI with Fe/Al ratios below 0.15 in the decomposition of nitrous oxide in the absence of NO. The higher performances were tentatively attributed to the presence of a unique FER structure containing two close collaborating Fe(II) cations accommodated in the cationic sites of FER. This local structure with unique spatial properties could, due to their distance and orientation, provide for N_2O splitting by mutual action of two adjacent iron cations in Fe/FER. These isolated cationic sites are located in two adjacent β sites facing each other across the channel (Figure 24.8). The distance between two iron cations is about 7.5 Å. A strong attraction between the oxygen atom of $Fe \cdots NNO$ complex and the adjacent iron cation (distance $O \cdots Fe < 3$ Å) could be expected.

Regarding the probability of the existence of the active sites with such an arrangement of close Fe(II) cations, the occupation of various cationic positions by divalent cations indicates that the two close Al atoms forming mainly β sites prevail in the FER framework [114]. If the iron exchange leads to a random occupation of the cationic sites, then at least 5% contains two Al atoms in the β site balancing Fe(II) in the arrangement that a neighboring unit cell also accommodates Fe(II) in the β site, thus forming the active site containing two closely collaborating Fe(II) cations accommodated in the cationic sites.

Such an arrangement of two Fe(II) cations located in the β sites of two neighboring unit cells allowing the formation of collaborating Fe(II) cations in $Fe \cdots Fe$

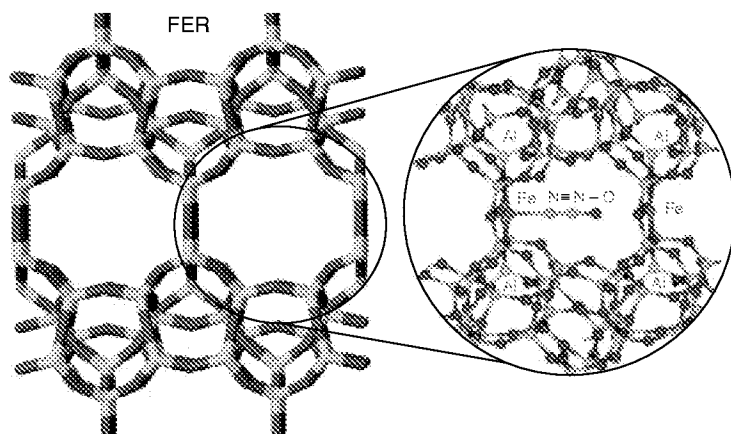


Figure 24.8 Periodic DFT-optimized structure of Fe/FER including N_2O interacting with two Fe cations occupying adjacent beta cationic positions. Adapted from [113].

pairs is quite unique and exists only for the FER sample used because of two reasons: the distribution of Al atoms in this FER framework as well as the optimal structural arrangement of the β sites in the FER framework.

Sobalík *et al.* [113] noted that for highly loaded Fe/zeolites and for the NO_x -assisted N_2O decomposition, the catalytic activity could be connected to other types of iron sites. Comparing Fe/MFI and Fe/BEA, Pérez-Ramírez *et al.* [115] claimed that the microporous matrix does not play a decisive role in the decomposition of N_2O , provided similar forms of iron are present in the final catalyst. However, the results appear less convincing, but it is not the aim here to discuss in detail the nature of the active sites. It is to be mentioned, however, that many groups have investigated iron in MFI and other zeolitic structures [116–121]. A review on the properties of iron in various zeolite structures has been recently published by Nováková and Sobalík [122].

A recent review of Pirngruber [123] has compared in detail the properties of iron- and copper-containing zeolites in the decomposition of N_2O and NO , and other reactions. In fact, a common aspect of the various mechanisms also discussed here is the formation of a Me–O active species, which can be usefully applied in selective oxidation reactions, such as the benzene hydroxylation to phenol and methane to methanol reactions.

Pirngruber [123] observed that iron zeolites work best as selective oxidation catalysts at low iron concentrations. Moreover, the active sites for selective oxidation react specifically with N_2O , but not with O_2 . This indicates that site isolation is an important premise for obtaining selective iron zeolite catalysts, although this aspect is in contrast with the conclusions reported above by Sobalík *et al.* [113]. The activity of iron zeolites increases when they are pretreated under steaming conditions, which causes the partial reduction of Fe^{3+} to Fe^{2+} and probably creates lattice defects. The Fe^{2+} sites in the vicinity of lattice defects are most probably the sites where the surface oxygen atoms, which were generated by dissociation of N_2O , are stabilized in a highly reactive form. In agreement with this conclusion, we earlier reported [124] the model of active sites in benzene hydroxylation reported in Figure 24.9 based on $(-\text{Si}-\text{O})_2\text{Fe}^{2+}$ species located at zeolite defect sites which react with N_2O forming a $(-\text{Si}-\text{O})_2\text{Fe}^{4+}=\text{O}$ in equilibrium with the $(-\text{Si}-\text{O})_2\text{Fe}^{3+}-\text{O}^-$ species which was proposed to be the effective hydroxylating species.

Pirngruber [123] also observed that copper zeolites catalyze similar reactions as their iron analogs, but there are some distinct differences. Cu zeolites work best at high copper loadings and their catalytic activity is strongly related to the formation of Cu dimers. He concluded that the active site is a bis(μ -oxo)dicopper species that is generated by the reaction of a Cu^+ dimer with N_2O , NO , and O_2 . However, as commented before, there is less than conclusive evidence on this statement. It is true, however, that the ability to react with O_2 strongly distinguishes the active sites in copper zeolites from the selective oxidation sites in iron zeolites. There are thus not only analogies but also relevant differences between the two systems that have to be taken into account in studying their use as catalysts.

As shown in Table 24.1, there are many types of zeolites investigated other than Cu/ and Fe/zeolites for the conversion of nitrogen oxides. To look at the general

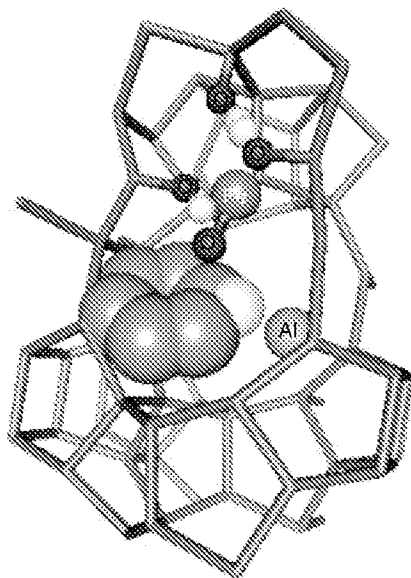


Figure 24.9 Model of the iron active sites $((-\text{Si}-\text{O})_2\text{Fe}^{2+})$ species located at zeolite defect sites for benzene hydroxylation in Fe/MFI. Adapted from [124].

interest on these systems, Table 24.2 reports a short survey made using SCI-Finder on the number of publications (limiting to journals/review and English as the language) in the last 10 years using keywords as “Zeolites and . . .”. In general, it may be observed that there is still a large interest on the use of zeolites as environmental catalysts and they represent a significant fraction of the publications on the use of zeolites as catalysts (see last items in the Table 24.2). It may be also observed that the new and more correct name of “microporous materials” is much less used.

In terms of topics, the area of nitrogen oxide conversion is the dominant, even though already a large part of the activity was made before the year 2000, as shown also in this contribution. VOC and catalytic combustion is a second large area of interest, but the potential for practical applications is much more limited, as discussed later.

The general area of water treatment (which includes wet oxidation, peroxidation, etc.) is also quite significant in terms of the number of publications. It should be noted, however, that a large part of the publications deals with the use of zeolites (synthetic and natural) as adsorbent rather than as catalysts.

Two major fields of application in this area are given below:

- 1) Use of Cu/ or Fe/zeolites as heterogeneous Fenton catalysts to activate H_2O_2 and convert organic pollutants (dyes, recalcitrant, or toxic organics, etc.) to CO_2 . The technique can be used, in particular, as pretreatment to remove toxic chemicals and facilitate consecutive biological treatment (aerobic, anaerobic)

Table 24.2 Number of publications (SCI-Finder) in the period 1999–2009 (limited to journals/review and English) find using as keywords “Zeolites and . . . ” or “Microporous materials and . . . ”, where the second keyword(s) are those reported in the following list. The results refer to the number of publications where the keywords are present as entered, or when both are found as concepts. Analysis updated on Jan. 15th, 2010.

Topic	Both of the Concepts	As entered
Zeolite and		
NO _x	867	6
N ₂ O	633	5
Nitrogen oxides	1270	1
DeNO _x	112	9
SCR	552	48
VOC	272	1
Catalytic combustion	565	1
Dehalogenation OR hydrodehalogenation	62	5
Wastewater	1124	69
Water treatment	1424	1
Wet oxidation	84	–
Wet peroxidation	47	–
Photocatalytic OR photocatalyst	989	112
Photodegradation	88	1
Photo	1848	2
Ozone	108	9
Nitrate	1367	11
Membrane	1662	747
Organic pollutants	95	–
Non thermal plasma	41	–
Environmental catalysis OR environmental catalyst	688	3
Catalysis	14944	123
Catalytic	14640	211
Catalyst	14640	3856
Microporous materials and		
Catalysis	813	11
Catalytic	756	6
Catalyst	751	1
Environmental catalysis OR environmental catalyst	38	–

or as post-treatment to the biological step to decolorize the water [69, 91, 125]. In terms of application, however, the major limitation is the leaching of the transition metal. Zeolites offer the advantage of a better protection of the active center from the fouling by humic and other macromolecular substances, but in general the advantages over oxide-based catalysts are limited.

- 2) Use of Pd (or other noble metal) zeolite for hydrodehalogenation of organohalogen compounds of environmental concern [52]. Pd/zeolite, in comparison with other Pd-based catalysts, may have the advantage of better hydrophobicity (in high Si/Al materials), and this could be an advantage for a higher stability

against ionic poisons. An example is the use of Pd-ZSM-23 (1 wt% Pd) for catalytic hydrodehalogenation of bromobenzene [126]. The activity is good as well as the recyclability, but there is no cost effectiveness in using these catalysts. The presence of alkali ions is important for the activity. Kanyi *et al.* [127] have discussed the dehalogenation versus dehydrohalogenation reactions of alkyl halides in zeolite NaX (Faujasite). Balance between substitution and elimination can be understood in terms of various factors: (i) Relative rates of C–X (X = Cl, Br, I) and C–H cleavage, which, upon substitution, is predominant when the C–X cleavage rate is greater than the C–H cleavage rate. C–X cleavage rates decrease in the order I > Br > Cl. (ii) Relative stability of the framework alkoxy species as a result of steric hindrance in the zeolite. This stability decreases in the order primary > secondary > tertiary.

The area of use of micro- and mesoporous materials (containing isolated ions such as Ti or nanosized oxide particles such as TiO₂) is a very fast growing area of interest. Many reviews have appeared on this topic [61–65, 95, 96 128–130] and the number of publications is exponentially rising, as also seen in Table 24.2. However, from the application point of view, this large interest does not correspond to significant advantages that may be provided by these systems.

It is true that the compartmentalized intracrystalline void space of zeolites allows incorporating and organizing photoactive guests that can be used as photocatalysts. The rigid micropores allow assembly of multicomponent systems comprising antennas and relays reminiscent of natural photosynthetic centers. Besides inorganic metal-oxide clusters, zeolites as host are particularly attractive to construct organic photocatalysts since the guest becomes significantly stabilized by incorporation [96]. However, this potential has still to be demonstrated to lead to practical applications as catalysts, besides in perhaps niche cases.

Large relevance has also been given to photocatalytic solids, in which the absorption occurs at isolated, spatially well-separated centers, such as isolated Ti ions in micro- or mesoporous materials (single-site photocatalysts) [63]. Their use for the decomposition of NO to N₂ and O₂ and for the selective oxidation of CO in the presence of H₂ has been widely discussed [95]. However, the reaction rates are too low and they do not offer advantages over alternative photocatalytic materials. It should be noted that isolated Ti ions absorb in the UV region, and thus these systems go in the opposite direction of the recent large effort in developing photocatalysts active in the visible region. The same is true when the dimension of the TiO₂ particles is reduced by incorporation in micro- or mesoporous materials [65]. There is an advantage of an increase in the surface area, but a blue shift of the absorption band overshadows often the first advantage.

However, the inclusion of photoactive centers in an ordered porous matrix may have the potential to allow shape-selective catalysis. The classic example is the use of the microporous titanosilicate ETS-10 [131, 132]. The photoactivated ETS-10 shows catalytic activity driven by the size and polarity of the substrates. ETS-10 efficiently catalyzes the conversion of substrates of a size larger than the pore diameter of ETS-10. In contrast, the reactivity of small substrates depends strongly

on the substrate polarity; less polar substrates show higher reactivity on ETS-10. Large substrates or less polar substrates hardly diffuse inside the highly polarized micropores of ETS-10 and, hence, react efficiently with the hydroxyl radicals formed on titanol (Ti-OH) groups exposed on the external surface of ETS-10. In contrast, small polar substrates diffuse easily inside the micropores of ETS-10 and hardly react with hydroxyl radicals, resulting in low reactivity. The photocatalytic activity of ETS-10 may be applicable to selective transformations of large reactants or less polar reactants to small polar products, enabling highly selective dehalogenation and hydroxylation of aromatics.

Zecchina *et al.* [133] have investigated in detail how to tailor the selectivity of Ti-based photocatalysts (TiO₂ and microporous ETS-10 and ETS-4) by modifying the surface morphology and electronic structure. While microporous ETS-4 and ETS-10 exhibit significant selectivity in the photodegradation of various molecules using both UV and visible lights, TiO₂ (P25) selectivity is observed with visible light only. This means that besides the inverse shape-selectivity effect already observed for the microporous materials [132], selectivity may be achieved also by selecting the excitation light in accordance with the electronic transition of the adsorbed molecule. In such a case, the photodegradation may occur if the conduction band of the Ti-based material is opportunely matched with the lowest unoccupied molecular orbital (LUMO) level of the adsorbed molecule so that it can receive the electron of the excited adsorbate (concept of band alignment).

These materials, thus, offer interesting opportunities for selective degradation of some specific organic compounds in solution, but the practical cases where these properties could be used in a cost-effective way with respect to alternative solutions (for example, removal using selective adsorption, membranes, etc.) are quite limited.

Therefore, notwithstanding the large research interest on the use of micro- and mesoporous-material-based photocatalysts for environmental protection, there is no apparent match, at least at the current state of the art, between research effort and potential of application.

The elimination of VOCs from gas emissions is another area in which there is a mismatch between research effort and potential of application. However, in this case, there are some examples of commercial application. We limit the discussion here to the use of zeolite (or related materials) as catalysts, not as adsorbents.

Zeolites are extremely good adsorbents for many applications involving the adsorption of VOCs from polluted water or air. The main characteristic, besides the high surface area and controlled porosity, is the possibility to tailor the hydrophobic/hydrophilic properties for applications in particular chemical environments. For example, MFI could be functionalized with octamethylsilane to drastically increase the hydrophobicity and greatly enhance the adsorption of aromatics in aqueous solution. Zeolite rotor concentrators are commercially available (for example, by Munters – www.munters.us) for the removal of diluted VOCs from the air stream by adsorption onto the hydrophobic zeolite. After passing through the rotor, the cleaned air is discharged into the atmosphere. The rotor continuously

rotates at several revolutions per hour, transporting VOC-laden zeolite into the regeneration zone and the regenerated zeolite back into the process zone.

In the isolated regeneration section, a small, heated stream of air is drawn through the rotor to desorb the VOCs from the zeolite, forming a highly concentrated VOC-laden air stream. This concentrated stream is normally only 5–10% of the process volume and is typically sent to a small oxidizer.

The zeolite operates only as an adsorbent. Although, in principle, it is possible to introduce a catalytic active component (i.e., to use Pd-MFI, for example), the rate of desorption is typically faster than the rate of heating and, thus, it is not possible to avoid the downstream oxidizer (usually a catalytic converter).

In terms of commercial use of zeolite or related materials as catalysts in VOC abatement, the cost effectiveness is typically not in favor of these materials. However, their hydrophobic properties (in high-silica materials) could be useful in some cases. Zeochem (www.zeochem.ch), for example, commercializes various strongly hydrophobic high-silica zeolites for the removal of VOCs from air, although their main use is in regenerative adsorber systems.

The most common metals introduced in zeolites (typically by ion exchange) to increase VOC oxidation activity are noble metals (Pt and Pd) and some transition metals (Sr, Co, Cu, Fe, Mn, and V), but the activity varies greatly with the type of VOC used. Zeolites offer a better dispersion with respect to metal oxides, and thus, for example, the noble metal loading in zeolites is typically lower than in equivalent metal-oxide-supported materials. This could appear an advantage, but the higher substrate cost and greater difficulty in preparing in a technically suitable form (for example, to deposit on a ceramic monolith) make zeolitic catalyst less cost effective in the end. However, in some cases, they show a higher resistance to deactivation than oxide catalysts [134].

An interesting area is chlorinated VOC abatement. The problem is related to the deactivation of protonic zeolites in the catalytic oxidation of these compounds [135]. In general terms, coke formation is the main reason for zeolite catalyst deactivation, but the coke derives from the reaction intermediates (for example, vinyl chloride, which results from a first dehydrochlorination step of 1,2-dichloroethane [135]). Strong acid Brønsted sites are necessary for the reaction. In Y zeolites, the development of strong acidity due to dealumination leads to a large increase in the activity [136]. Likewise, 50% dealuminated sample showed an improved catalytic behavior for the destruction of other typical chlorinated pollutants, namely, dichloromethane (DCM) and trichloroethylene (TCE). The ease of destruction was found to follow the trend 1,2-dichloroethane > dichloromethane > trichloroethylene [136].

24.4 Summary and Outlook

A large variety of zeolite materials have been studied for use in environmental applications from the conversion of nitrogen oxides over transition-metal-exchange

zeolites to the conversion of VOCs on noble metal or non-noble-metal containing micro- or mesoporous materials (typically hydrophobic). The presence of a well-defined pore structure and topology provides a unique environment for catalysis, although most of the expectations to have well-defined (enzyme-like) materials have to be reconsidered. Some of the problems and issues in terms of the nature of the active sites and reaction mechanism have been discussed, not with the aim to provide a complete review or to arrive to definitive conclusions but to present the complexity of the problem and the limitations of some conclusions.

In terms of applications, Cu/ and Fe/zeolites (MFI, FER) are the most interesting and relevant, and very soon their large use in the control of emissions of NO_x from light-duty diesel engines will appear. A second relevant area concerns their use in the removal of N₂O or combined removal of N₂O and NO_x from the tail gas of nitric acid plants. Although already in use, a marked expansion of this application is expected as a consequence of the increasing concerns and regulations on greenhouse gas emissions.

More limited is the use of these materials in VOC combustion, although some opportunities in particular related to high-silica zeolite materials with strong hydrophobic properties exist. Lower perspectives are instead suggested for their use as photocatalysts, notwithstanding the large research effort.

A general observation is the mismatch between areas of investigation and the more promising areas of applications. Also in the area of nitrogen oxides removal, the largest effort has been done on the identification of the active sites and the reaction mechanism, but it should be remarked that there appears to be limited transferability of these fundamental studies to the development of improved catalysts.

References

1. Armor, J.N. (ed.) (1994) *Environmental Catalysis*, ACS Symposium Series, Vol. 552, ACS Publications, Washington, DC.
2. Centi, G., Cristiani, P., Forzatti, P., and Perathoner, S. (eds) (1995) *Environmental Catalysis*, Società Chimica Italiana (SCI) Publications, Rome.
3. Centi, G. and Forzatti, P. (eds) (1996) *Catal. Today* (special issue on Environmental Catalysis), 27 (1–319).
4. Cheng, S. and Wan, B.-Z. (eds) (1995) *Catal. Today* (special issue on Catalysis in Environmental Applications), 26 (1–96).
5. Misono, M. and Kikuchi, E. (eds) (1996) *Pure Appl. Chem.* (special issue on Second International Forum on Environmental Catalysis), 68 (357–385).
6. Ruiz, P., Thyron, F., and Delmon, B. (eds) (1993) *Catal. Today* (special issue on Environmental Industrial Catalysis), 17 (1–390).
7. Yahiro, H. and Iwamoto, M. (2001) *Appl. Catal. A: Gen.*, 222, 163.
8. Iwamoto, M., Furukawa, H., Mine, Y., Uemura, F., Mikuriya, S., and Kagawa, S. (1986) *J. Chem. Soc., Chem. Commun.*, 1272.
9. Iwamoto, M., Yahiro, H., Tada, K., Mizuno, N., Mine, Y., and Kagawa, S. (1991) *J. Phys. Chem.*, 95, 3727.
10. Kustova, M., Kustov, A., Christiansen, S.E., Leth, K.T., Rasmussen, S.B., and Christensen, C.H. (2006) *Catal. Commun.*, 7 (9), 705.
11. Kustova, M., Rasmussen, S.B., Kustov, A.L., and Christensen, C.H. (2006) *Appl. Catal. B: Environ.*, 67, 60.

12. Price, G.L. and Kanazirev, V. (1996) US Patent 5583081.
13. Kagawa, S. and Teraoka, Y. (1992) US Patent 5078981.
14. Bell, A., Centi, G., and Wichterlowa, B. (2001) *Catalysis by Unique Ion Structures in Solid Matrices*, NATO Science Series II: Mathematics, Physics and Chemistry, Vol. 13, Kluwer/Academic Press (Springer) Publishers, New York.
15. Hidenori, Y. and Iwamoto, M. (2003) *Catal. Catal.*, **45** (1), 26.
16. Shelef, M. (1992) *Catal. Lett.*, **15** (3), 305.
17. Wichterlová, B., Dědčec, J., and Sobalík, Z. (2001) Single metal ions in Host zeolite Matrices structure-Activity-selectivity in *Catalysis by Unique Ion Structures in Solid Matrices*, Chapter 1 (eds A. Bell, G. Centi, and B. Wichterlowa), Kluwer/Academic Press (Springer) Publishers, New York, p. 31.
18. Dědčec, J. and Wichterlová, B. (1999) *J. Phys. Chem. B*, **103**, 1462.
19. Wichterlová, B., Sobalík, Z., and Dědčec, J. (2003) *Appl. Catal. B: Environ.*, **41**, 97.
20. Beutel, T., Sárkány, J., Lei, G.-D., Yan, J.Y., and Sachtler, W.M.H. (1996) *J. Phys. Chem.*, **100** (2), 845.
21. Ali, I.O. (2007) *Mater. Sci. Eng.*, **459** (1-2), 294.
22. Moretti, G. (1994) *Catal. Lett.*, **28** (2-4), 143.
23. Centi, G., Nigro, C., and Perathoner, S. (1994) *React. Kinet. Catal. Lett.*, **53**, 79.
24. Centi, G., Nigro, C., and Perathoner, S. (1994) *Mater. Eng.*, **5**, 223.
25. Moretti, G. (1994) *Catal. Lett.*, **23** (1-2), 135.
26. Teraishi, K., Ishida, M., Irisawa, J., Kume, M., Takahashi, Y., Nakano, T., Nakamura, H., and Miyamoto, A. (1997) *J. Phys. Chem. B*, **101** (41), 8079.
27. Takaishi, T. and Kato, M. (1995) *Zeolites*, **15**, 689.
28. Sayle, D.C., Catlow, C.R.A., Gale, J.D., Perrin, M.A., and Nortier, P. (1997) *J. Phys. Chem. A*, **101** (18), 3331.
29. Sayle, D.C., Catlow, C.R.A., Gale, J.D., Perrin, M.A., and Nortier, P. (1997) *J. Mater. Chem.*, **7** (8), 1635.
30. Wichterlová, B., Dědčec, J., Sobalík, Z., Vondrová, A., and Klier, K. (1997) *J. Catal.*, **169** (1), 194.
31. Centi, G. and Perathoner, S. (1995) *Appl. Catal. A: Gen.*, **132**, 179.
32. Pietrzyk, P. and Sojka, Z. (2007) DFT Modeling an Spectroscopic Investigation into Molecular Aspects of DeNO_x Catalysis in *Past and Present in DeNO_x Catalysis*, Chapter 2 (eds P. Grange and V.I. Parvulescu), Elsevier Science Publishers, Amsterdam, p. 27.
33. McMillan, S.A., Broadbelt, L.J., and Snurr, R.Q. (2005) Theoretical modeling of zeolite catalysis: Nitrogen oxide catalysis over metal-exchanged zeolites in *Environmental Catalysis*, Chapter 12 (ed. V.H.Grassian), CRC Press (Taylor & Francis Group), Boca Raton, p. 287.
34. Schneider, W.F. (2005) Fundamental Concepts in Molecular Simulation of NO_x Catalysis in *Environmental Catalysis*, Chapter 10 (ed. V.H.Grassian), CRC Press (Taylor & Francis Group), Boca Raton, p. 233.
35. Busca, G., Larrubia, M.A., Arrighi, L., and Ramis, G. (2005) *Catal. Today*, **107-108**, 139.
36. Centi, G. and Perathoner, S. (2007) Introduction: State of the Art in the Development of Catalytic Reduction of NO_x into N₂ in *Past and Present in De-NO_x catalysis*, Chapter 1 (eds P. Grange and V.I. Parvulescu), Elsevier Science Publishers, Amsterdam, p. 1.
37. Pulido, A. and Nachtigall, P. (2009) *Phys. Chem. Chem. Phys.*, **11**, 1447.
38. Aylor, A.W., Larsen, S.C., Reimer, J.A., and Bell, A.T. (1995) *J. Catal.*, **157**, 592.
39. Li, Y. and Hall, W.K. (1991) *J. Catal.*, **129**, 202.
40. Lamberti, C., Bordiga, S., Salvalaggio, M., Spoto, G., Zecchina, A., Geobaldo, F., Vlaic, G., and Bellatreccia, M. (1997) *J. Phys. Chem. B*, **101**, 344.
41. Schay, Z., Knözinger, H., Guzzi, L., and Pal-Borbely, G. (1998) *Appl. Catal. B: Environ.*, **18** (3-4), 263.
42. Ramprasad, R., Hass, K.C., Schneider, W.F., and Adams, J.B. (1997) *J. Phys. Chem. B*, **101**, 6903.
43. Beutel, T., Sarkany, J., Lei, G.-D., Yan, J.Y., and Sachtler, W.M.H. (1996) *J. Phys. Chem.*, **100**, 845.

44. Kuroda, Y., Kumashiro, R., Yoshimoto, T., and Nagao, M. (1999) *Phys. Chem. Chem. Phys.*, **1**, 649.
45. Kuroda, Y., Mori, T., Yoshikawa, Y., Kittaka, S., Kumashiro, R., and Nagao, M. (1999) *Phys. Chem. Chem. Phys.*, **1**, 3807.
46. Lisi, L., Pirono, R., Ruoppolo, G., and Russo, G. (2008) *Kinet. Catal.*, **49** (3), 421.
47. Rejmak, P., Broclawik, E., Gora-Marek, K., Rado, M., and Datka, J. (2008) *J. Phys. Chem. C*, **112** (46), 17998.
48. Prestipino, C., Berlier, G., Llabres, I.X., Spoto, G., Bordiga, S., Zecchina, A., Turnes Palomino, G., Yamamoto, T., and Lamberti, C. (2002) *Chem. Phys. Lett.*, **363** (3-4), 389.
49. Shi, Y., Pan, H., Li, Z., Zhang, Y., and Li, W. (2008) *Catal. Commun.*, **9** (6), 1356.
50. Larsen, S.C. (2005) Application of Zeolites in Environmental Catalysis in *Environmental Catalysis*, Chapter 11 (ed. V.H.Grassian), CRC Press (Taylor & Francis Group), Boca Raton, p. 269.
51. Delahay, G. and Coq, B. (2002) *Zeolites for Cleaner Technologies*, Catalytic Science Series, Imperial college Press, London, Vol. **3**, p. 345.
52. Howe, R.F. (2004) *Appl. Catal. A: Gen.*, **271** (1-2), 3.
53. Choi, B.-C. and Foster, D.E. (2005) *J. Ind. Eng. Chem. (Seoul, Republic of Korea)*, **11** (1), 1.
54. Brosius, R. and Martens, J.A. (2004) *Top. Catal.*, **28** (1-4), 119.
55. Iwamoto, M. and Yahiro, H. (2003) Zeolites in the Science and Technology of Nitrogen Monoxide Removal in *Handbook of Zeolite Science and Technology* (eds S.M. Auerbach, K.A. Carrado, and P.K. Dutta), Marcel Dekker, Inc., New York, p. 951.
56. Satsuma, A., Shichi, A., and Hattori, T. (2003) *CATTECH*, **7** (2), 42.
57. Goursot, A., Coq, B., and Fajula, F. (2003) *J. Catal.*, **216** (1-2), 324.
58. Delahay, G., Berthomieu, D., Goursot, A., and Coq, B. (2003) *Interfacial Applications in Environmental Engineering*, Surfactant Science Series, Vol. 108, Marcel Dekker Inc., New York, p. 1.
59. Berthomieu, D. and Delahay, G. (2006) *Catal. Rev. Sci. Eng.*, **48** (3), 269.
60. Brandenberger, S., Krocher, O., Tissler, A., and Althoff, R. (2008) *Catal. Rev. Sci. Eng.*, **50** (4), 492.
61. Matsuoka, M. and Anpo, M. (2003) *J. Photochem. Photobiol. C: Photochem. Rev.*, **3** (3), 225.
62. Calzaferri, G., Leiggener, C., Glaus, S., Schuerch, D., and Kuge, K. (2003) *Chem. Soc. Rev.*, **32** (1), 29.
63. Anpo, M. and Matsuoka, M. (2008) Recent Advances in Single-site Photocatalysts Constructed within Microporous and Mesoporous Materials in *Turning Points in Solid-State, Materials and Surface Science* (eds K.D.M. Harris and P.P. Edwards), Royal Society of Chemistry Publisher, Cambridge, p. 492.
64. Yamashita, H. and Mori, K. (2007) *Chem. Lett.*, **36** (3), 348.
65. Aprile, C., Corma, A., and Garcia, H. (2008) *Phys. Chem. Chem. Phys.*, **10** (6), 769.
66. Hernandez-Ramirez, O. and Holmes, S.M. (2008) *J. Mater. Chem.*, **18** (24), 2751.
67. Apreutesei, R.E., Catrinescu, C., and Teodosiu, C. (2008) *Environ. Eng. Manage. J.*, **7** (2), 149.
68. Widiastuti, N., Wu, H., Ang, M., and Zhang, D.-k. (2008) *Desalination*, **218** (1-3), 271.
69. Perathoner, S. and Centi, G. (2005) *Top. Catal.*, **33** (1-4), 207.
70. Coronas, J. and Santamaria, J. (2004) *Chem. Eng. Sci.*, **59** (22-23), 4879.
71. Unger, B., Brandt, A., and Tschritter, H. (2001) *Chem. Ing. Tech.*, **73** (6), 723.
72. Hevia, M.A.G. and Perez-Ramirez, J. (2008) *Appl. Catal. B: Environ.*, **77** (3-4), 248.
73. Smeets, P.J., Groothaert, M.H., van Teeffelen, R.M., Leeman, H., Hensen, E.J.M., and Schoonheydt, R.A. (2007) *J. Catal.*, **245** (2), 358.
74. Tabata, T., Kokitsu, M., Ohtsuka, H., Okada, T., Sabatino, L.F.M., and Bellussi, G. (1996) *Catal. Today*, **27**, 91.
75. Ohtsuka, H., Tabata, T., Okada, T., Sabatino, L.F.M., and Bellussi, G. (1997) *Catal. Lett.*, **44**, 265.

76. Dedecek, J., Capek, L., and Wichterlova, B. (2006) *Appl. Catal. A: Gen.*, **307** (1), 156.
77. Krocher, O. (2007) *Past and Present in DeNOx Catalysis*, Studies in Surface Science and Catalysis, Vol. 171, Elsevier, Amsterdam, p. 261.
78. Shibata, J., Takada, Y., Shichi, A., Satokawa, S., Satsuma, A., and Hattori, T. (2004) *Appl. Catal. B: Environ.*, **54** (3), 137.
79. Yeom, Y., Li, M., Savara, A., Sachtler, W., and Weitz, E. (2008) *Catal. Today*, **136** (1-2), 55.
80. Zhu, R., Guo, M., and Ouyang, F. (2008) *Catal. Today*, **139** (1-2), 146.
81. Nakatsuji, T., Matsubara, M., Rouistenmaeki, J., Sato, N., and Ohno, H. (2007) *Appl. Catal. B: Environ.*, **77** (1-2), 190.
82. Ciambelli, P., Sannino, D., Palo, E., and Ruggiero, A. (2007) *Top. Catal.*, **42/43**, 177.
83. Liu, S., Kong, L., Yan, X., Li, Q., and He, A. (2005) *Nanoporous Materials IV*, Studies in Surface Science and Catalysis, Vol. 156, Elsevier, Amsterdam, p. 379.
84. Silva, E., Catalao, R., Silva, J., Vaz, F., Oliveira, F., Ribeiro, F.R., Magnoux, P., Belin, T., and Ribeiro, F. (2008) *Zeolites and Related Materials*, Studies in Surface Science and Catalysis, Elsevier, Amsterdam Vol. **174B**, p. 1195.
85. Zhou, J., Zhao, L., Huang, Q., Zhou, R., and Li, X. (2009) *Catal. Lett.*, **127** (3-4), 277.
86. Li, D., Zheng, Y., and Wang, X. (2007) *Catal. Commun.*, **8** (11), 1583.
87. Kwong, C.W., Chao, C.Y.H., Hui, K.S., and Wan, M.P. (2008) *Environ. Sci. Technol.*, **42** (22), 8504.
88. Tidahy, H.L., Siffert, S., Lamonier, J.-F., Cousin, R., Zhilinskaya, E.A., Aboukais, A., Su, B.-L., Canet, X., De Weireld, G., Frere, M., Giraudon, J.-M., and Leclercq, G. (2007) *Appl. Catal. B: Environ.*, **70** (1-4), 377.
89. Zrnjevic, S. and Gomzi, Z. (2005) *Ind. Eng. Chem. Res.*, **44** (16), 6110.
90. Centi, G., and Perathoner, S. (2005) *Use of solid catalysts in promoting water treatment and remediation technologies*, Catalysis, Vol. 18, J.J. Spirey Ed., Royal Society of chemistry pub., Cambridge U.K., 46-71.
91. Giordano, G., Perathoner, S., Centi, G., De Rosa, S., Granato, T., Katovic, A., Siciliano, A., Tagarelli, A., and Tripicchio, F. (2007) *Catal. Today*, **124** (3-4), 240.
92. Kasiri, M.B., Aleboyeh, H., and Aleboyeh, A. (2008) *Appl. Catal. B: Environ.*, **84** (1-2), 9.
93. Colella, C. (1999) *Porous Materials in Environmentally Friendly Processes*, Studies in Surface Science and Catalysis, Vol. 125, Elsevier, Amsterdam, p. 641.
94. Larsen, S.C. (2007) *J. Phys. Chem. C*, **111** (50), 18464.
95. Anpo, M. and Thomas, J.M. (2006) *Chem. Commun. (Cambridge, UK)*, (31), 3273.
96. Corma, A. and Garcia, H. (2004) *Chem. Commun. (Cambridge, UK)*, (13), 1443.
97. Wu, Z.-Y., Wang, H.J., Ma, L.L., Xue, J., and Zhu, J.H. (2008) *Microporous Mesoporous Mater.*, **109** (1-3), 436.
98. Yang, J., Zhou, Y., Wang, H.J., Zhuang, T.T., Cao, Y., Yun, Z.Y., Yu, Q., and Zhu, H. (2008) *J. Phys. Chem. C*, **112** (17), 6740.
99. Makhotkina, O.A., Preis, S.V., and Parkhomchuk, E.V. (2008) *Appl. Catal. B: Environ.*, **84** (3-4), 821.
100. De la Rosa-Gomez, I., Olguin, M.T., and Alcantara, D. (2008) *J. Environ. Manage.*, **88** (4), 853.
101. Girard, J., Cavataio, G., Snow, R., and Lambert, C. (2008) SP-2154 (Diesel Exhaust Emission Control), Society of Automotive Engineers Publisher, p. 523.
102. Montreuil, C. and Lambert, C. (2008) SP-2154 (Diesel Exhaust Emission Control), Society of Automotive Engineers Publisher, p. 497.
103. Cavataio, G., Jen, H.-W., Warner, J.R., Girard, J.W., Kim, J.Y., and Lambert, C.K. (2008) SP-2154 (Diesel Exhaust Emission Control), Society of Automotive Engineers Publisher, p. 451.
104. Cheng, Y., Montreuil, C., Cavataio, G., and Lambert, C. (2008) SP-2154 (Diesel Exhaust Emission Control), Society of Automotive Engineers Publisher, p. 437.

105. Muench, J., Leppelt, R., and Dotzel, R. (2008) SP-2154 (Diesel Exhaust Emission Control), Society of Automotive Engineers Publisher, p. 443.
106. Centi, G., Perathoner, S., and Vazzana, F. (1999) *Chem. Tech.*, **29** (12), 48.
107. Schwefer, M., Groves, M., and Maurer, R. (2001) *Chem. Ing. Tech.*, **73** (6), 603.
108. Groves, M., Maurer, R., Schwefer, M., and Siefert, R. (2006) Abatement of N₂O and NO_x emissions from nitric acid plants with the Uhde EnviNOx[®] process. presented at NITROGEN 2006 International Conference Vienna, Austria – March 14th, 2006.
109. Centi, G. and Vazzana, F. (1999) *Catal. Today*, **53**, 683.
110. Hevia, M.A.G. and Pérez-Ramírez, J. (2008) *Appl. Catal. B: Environ.*, **77** (3-4), 24.
111. Morrill, M. (2007) New sud-chemie off-gas catalysts for the reduction of NO and N₂O from nitric acid plants. presented at Chem Show, New York City, October 31, 2007.
112. Hevia, M.A.G. and Perez-Ramirez, J. (2008) *Environ. Sci. Technol.*, **42** (23), 8896.
113. Jiša, K., Nováková, J., Schwarze, M., Vondrová, A., Sklenák, S., and Sobalík, Z. (2009) *J. Catal.*, **262**, 27.
114. Kaucký, D., Dědeček, J., and Wichterlová, B. (1999) *Microporous Mesoporous Mater.*, **31**, 75.
115. Pérez-Ramírez, J., Groen, J.C., Brückner, A., Kumar, M.S., Bentrup, U., Debbagh, M.N., and Villaescusa, L.A. (2005) *J. Catal.*, **232**, 318.
116. Parmon, V.N., Panov, G.I., Uriarte, A., and Noskov, S. (2005) *Catal. Today*, **100**, 115.
117. Hansen, N., Heyden, A., Bell, A.T., and Keil, F.J. (2007) *J. Catal.*, **248**, 213.
118. Pirngruber, G.D., Roy, P.K., and Prins, R. (2007) *J. Catal.*, **246**, 147.
119. Roy, P.K., Prins, R., and Pirngruber, G.D. (2008) *Appl. Catal. B: Environ.*, **80**, 226.
120. Melián-Cabrera, I., Mentrui, C., Pieterse, J.A.Z., van den Brink, R.W., Mul, G., Kapteijn, F., and Moulijn, J.A. (2005) *Catal. Commun.*, **6**, 301.
121. Oygarden, A.H. and Pérez-Ramírez, J.P. (2006) *Appl. Catal. B: Environ.*, **65**, 163.
122. Nováková, J. and Sobalík, Z. (2007) *Curr. Top. Catal.*, **6**, 55.
123. Pirngruber, G.D. (2009) The fascination chemistry of iron- and copper-containing zeolites in *Ordered Porous Solids: Recent Advances and Prospects* (eds V. Valtchev, S. Mintova, and M. Tsapatsis), Elsevier S&T, Oxford, p. 749.
124. Centi, G., Perathoner, S., Pino, F., Arrigo, R., Giordano, G., Katovic, A., and Pedulà, V. (2005) *Catal. Today*, **110**, 211.
125. Caudo, S., Centi, G., Genovese, C., and Perathoner, S. (2006) *Top. Catal.*, **40** (1-4), 207.
126. Yang, K., Wang, B., Chen, L., and Wang, X. (2008) *Catal. Commun.*, **9** (3), 431.
127. Kanyi, C.W., Doetschman, D.C., Yang, S.-W., Schulte, J., and Jones, B.R. (2008) *Microporous Mesoporous Mater.*, **108** (1-3), 103.
128. Chretien, M.N. (2007) *Pure Appl. Chem.*, **79** (1), 1.
129. Yamashita, H. and Anpo, M. (2003) *Curr. Opin. Solid State Mater. Sci.*, **7** (6), 471.
130. Corma, A. and Garcia, H. (2004) *Eur. J. Inorg. Chem.*, Vol. 2004 (6), 1143.
131. Shiraishi, Y., Tsukamoto, D., and Hirai, T. (2008) *Langmuir*, **24** (21), 12658.
132. Llabrés i Xamena, F., Calza, P., Lamberti, C., Prestipino, C., Damin, A., Bordiga, S., Pelizzetti, E., and Zecchina, A. (2003) *J. Am. Chem. Soc.*, **125** (8), 2264.
133. Usseglio, S., Calza, P., Damin, A., Minero, C., Bordiga, S., Lamberti, C., Pelizzetti, E., and Zecchina, A. (2006) *Chem. Mater.*, **18** (15), 3412.
134. Niu, G., Huang, Y., Chen, X., He, J., Liu, Y., and He, A. (1999) *Appl. Catal. B: Environ.*, **21**, 63.
135. Aranzabal, A., González-Marcos, J.A., Romero-Sáez, M., González-Velasco, J.R., Guillemot, M., and Magnoux, P. (2009) *Appl. Catal. B: Environ.*, **88** (3-4), 53.
136. López-Fonseca, R., de Rivas, B., Gutiérrez-Ortiz, J.I., Aranzabal, A., and González-Velasco, J.R. (2003) *Appl. Catal. B: Environ.*, **41** (1-2), 31.

EXHIBIT D

Enhanced Durability of a Cu/Zeolite Based SCR Catalyst

Giovanni Cavataio, Hung-Wen Jen, James R. Warner, James W. Girard,
Jeong Y. Kim and Christine K. Lambert

Ford Motor Company

Copyright © 2008 SAE International

ABSTRACT

Passenger and light duty diesel vehicles will require up to 90% NO_x conversion over the Federal Test Procedure (FTP) to meet future Tier 2 Bin 5 standards. This accomplishment is especially challenging for low exhaust temperature applications that mostly operate in the 200 - 350°C temperature regime. Selective catalytic reduction (SCR) catalysts formulated with Cu/zeolites have shown the potential to deliver this level of performance fresh, but their performance can easily deteriorate over time as a result of high temperature thermal deactivation. These high temperature SCR deactivation modes are unavoidable due to the requirements necessary to actively regenerate diesel particulate filters and purge SCRs from sulfur and hydrocarbon contamination. Careful vehicle temperature control of these events is necessary to prevent unintentional thermal damage but not always possible. As a result, there is a need to develop thermally robust SCR catalysts. Fe/zeolite formulations are known to exhibit superior hydrothermal stability over Cu/zeolite formulations. However, current Fe/zeolite formulations are not very active for NO_x conversion in the desired 200 - 350°C temperature regime under conditions having low NO₂/NO_x ratios. From previous studies, Cu/zeolite formulations have demonstrated never-to-exceed temperatures up to 775°C. In this work, a laboratory flow reactor was utilized to hydrothermally age and evaluate the latest state-of-the-art Cu/zeolite formulations. Results confirm remarkable high temperature hydrothermal stability up to 950°C while maintaining stable low temperature NO_x activity. A broad range of time-at-temperature hydrothermal aging was carried out to clearly define the full durability range. The aging time was varied from 1 hour to 256 hours while the aging temperature was varied from 670°C to 1100°C. The catalyst performance was evaluated under a synthetic exhaust gas mixture commonly known as the "Standard" SCR reaction.

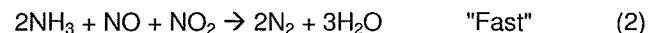
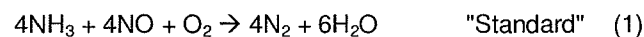
INTRODUCTION

The operating conditions over the Federal Test Procedure (FTP) results in high NO_x emissions in the 200 - 350°C temperature range. From current light-duty

diesel applications, the future Tier 2 Bin 5 emission standards will require up to 90% reduction in the tailpipe NO_x emissions.

Implementation of zeolite based components has been extensively studied for application in gasoline and diesel aftertreatment devices. However, the harsh high exhaust temperatures observed in typical gasoline vehicles have limited their widespread use. On the other hand, the relatively milder diesel exhaust temperatures have encouraged continued development of zeolites as a major component in aftertreatment devices.

One promising diesel aftertreatment technology containing zeolite is the Selective Catalytic Reduction (SCR) of NO_x with an ammonia-based reductant such as aqueous urea. As stated in equation (1), NO_x reduction is possible due to the high selectivity of the ammonia (NH₃) and nitrogen oxide (NO) reaction to form elemental N₂. In the absence of nitrogen dioxide (NO₂), this reaction is referred to as the "Standard" SCR reaction [1]. Additionally, the SCR reaction containing 50% NO and 50% NO₂ is referred to as the "Fast" SCR reaction (equation 2).



Vanadium, Fe/zeolite, and Cu/zeolite based SCR formulations are very active for the "Standard" SCR reactions. However, vanadium based formulations have been shown to easily deactivate when exposed to temperatures necessary to actively regenerate Diesel particulate filters (DPFs) with oxygen [2]. This cannot be avoided since a DPF is currently required to meet Tier 2 Bin 5 particulate matter (PM) emission standards. Fe/zeolites have been shown to be much more durable to high temperature exposure. However, in the absence of NO₂, Fe/zeolites lack the low temperature (200 - 350°C) NO_x activity necessary for high FTP efficiency. In this critical temperature range, Cu/zeolite formulations have been reported to have much lower sensitivity to the NO₂/NO_x ratio. As a result, Cu/zeolite formulations have been shown to achieve high NO_x conversion at the desired low operating temperatures. Their lack of hydrothermal stability above 775°C has drawn questions

about their long-term in-use durability and robustness to occasional over-temperature events.

Improvements in the thermal durability of Cu/zeolite based SCR formulations has been highly desirable and pursued by many research institutes and catalyst suppliers.

This paper discusses the performance and hydrothermal durability of an enhanced Cu/zeolite based SCR formulation exhibiting durable low temperature NOx activity under a wide matrix of time-at-temperature aging conditions. On key aged samples, surface area measurements and Cu reduction measurements are performed to investigate changes in the zeolite and Cu state, respectively.

EXPERIMENTAL

SAMPLE PREPARATION

A full size monolith washcoated with a state-of-the-art Cu/zeolite based SCR formulation was obtained from a catalyst supplier in 2007. The cordierite-based monolith measured 20.3cm diameter x 15.2cm length with 400 cells per square inch (CPSI) and 4.5 mil wall thickness. The SCR monolith was completely cored and cut into 160 round samples measuring 2.54cm diameter x 2.54cm length. From this, a normal distribution was observed where the 95% confidence interval around the mean mass was determined to be ± 0.4%. Older formulations mentioned in this paper did not necessarily exhibit the same distribution in mass.

HYDROTHERMAL AGING

As configured in Diagram 1, sample cores were hydrothermally aged in flowing gas from an automated flow reactor system. The total flow rate utilized was 6.44 liters/min. The synthetic gas composition consisted of 14% O₂, 5% H₂O, 5% CO₂, and balance N₂. For each aging, three samples measuring 2.54cm diameter x 2.54cm length were placed in a quartz reactor tube and labeled A, B, and C. The three SCR samples were separated by 30mm to ensure well distributed gas flow in all channels. An uncoated cordierite monolith was placed upstream to serve as a gas heat exchanger. The uncoated monolith ensured an isothermal gas temperature across each sample. Samples positioned in location "A" were used for surface area measurements. Samples positioned in location "B" were used for temperature-programmed reduction measurements (TPR). Samples positioned in location "C" were used for the NOx conversion evaluation tests.

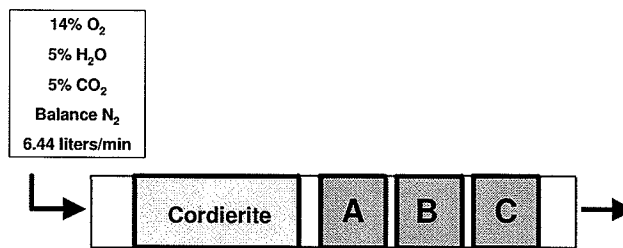


DIAGRAM 1. Sample configuration during hydrothermal aging.

A wide range of time-at-temperature hydrothermal aging was carried out to clearly define the full durability range of a promising Cu/zeolite SCR formulation. The hydrothermal aging duration was varied from 1 hour to 256 hours while the aging temperature was varied from 670°C to 1100°C. Totalling 1116 aging hours, Table 1 defines the 24 different aging conditions utilized in this study. Special attention was considered to determine the short-term never-to-exceed (NTE) temperature and the long-term SCR durability necessary to withstand the temperature resulting from DPF regeneration events. For a given aging duration, the NTE is defined as the temperature at which the NOx conversion decay accelerates significantly.

Temp. (°C)	Hydrothermal Aging Duration (hours)								
	1	2	4	8	16	32	64	140	256
670							X		
700	X				X	X	X		X
750									
800	X				X	X	X	X	X
850							X		
900	X		X	X	X		X		
950	X	X	X	X					
1000	X								
1100	X								

TABLE 1. Time-at-temperature hydrothermal aging matrix.

LABORATORY CATALYST EVALUATION

Fundamental catalyst activity data were obtained using an automated laboratory-scale flow reactor system. Custom-written LabVIEW based software with National Instruments data acquisition hardware controlled MKS mass flow controllers and Lindberg Mini-Mite tubular furnaces. A computer controlled evaluation protocol was developed and run for each sample to decrease the test-to-test variations commonly observed by manual operation. Table 2 shows the simulated diesel exhaust gas composition flowed through each sample core to study the "Standard" SCR reaction.

Gas Composition	Concentration
NO (ppm)	350
NO ₂ (ppm)	0
NH ₃ (ppm)	350
O ₂ (%)	14
CO ₂ (%)	5
H ₂ O (%)	5
Balance	N ₂

TABLE 2. Simulated gas composition used to study performance for the "Standard" SCR reaction.

For all evaluations, the total gas flow rate was held constant at 6.44 liters/min while the sample size was held constant at 2.54cm diameter x 2.54cm length. As a result, a space velocity equal to 30,000/hr was used in this study. For the typical light-duty diesel vehicle operating over the FTP drive cycle, this space velocity corresponds to a SCR monolith size between 100% - 150% of the engine swept volume.

The SCR inlet gas temperature was maintained with one preheat tubular furnace followed by a second tubular furnace. SCR samples were loaded in quartz tubing and placed in the second tubular furnace. A Thermo Electron Antaris IGS FTIR Gas Analyzer with a heated sample cell was used at the outlet of the reactor to measure NO, NO₂, N₂O, NH₃, CO₂, and H₂O levels. To cover the full exhaust temperatures expected on diesel vehicles, data were taken at SCR inlet gas temperatures from approximately 150°C to 700°C in 25-50°C steps. The computer-controlled evaluation protocol stepped the reaction temperature setting from a high temperature to low temperature for a prescribed duration. At each temperature setting, the duration was chosen so that post SCR gas composition was allowed enough time to completely equilibrate.

The flow reactor used in this study was examined to determine the test-to-test variability of the entire measurement system. Among numerous variables, the

FTIR measurement, the thermocouple measurement, and precision of the mass flow controllers may collectively contribute large discrepancies in the data. This may make it difficult to conclude with confidence that one result is statistically different than another result. Repeated evaluation runs were made on a single pre-aged (64hr/670°C) SCR sample to determine the 95% confidence interval. Five evaluation runs were performed over the entire temperature range.

SURFACE AREA MEASUREMENTS

A Micromeritics ASAP 2400 instrument in conjunction with the well-known Brunauer, Emmet, and Teller (BET) equation was employed to determine the surface area of each SCR sample. The BET equation determines the surface area by establishing the relationship between the volume adsorbed at a given partial pressure and the volume adsorbed at monolayer coverage [3].

TEMPERATURE PROGRAMMED REDUCTION (TPR)

The Cu state within zeolite formulations changes during the SCR reaction and after hydrothermal aging. These physical-chemical changes yield different reduction temperatures. The TPR results reveal direct evidence of changing Cu-species in the catalyst and may be correlated to the deactivation of SCR activity after aging.

Temperature-Programmed-Reduction (TPR) was conducted on a Micromeritics AutoChem II 2920 instrument. Part of a catalyst sample (location "B") was sliced off and cut into small pieces, about 3 mm long. These small pieces were then loaded into a quartz reactor for TPR. Typically, 0.5 gram of sample was used in the experiment. The temperature was measured with a thermocouple in the catalyst bed. Prior to TPR, the catalyst sample was pretreated in 10%O₂/He at 600°C for 30 minutes and then cooled down to room temperature in 10%O₂/He. After the pretreatment, the gas flow was changed to 9%H₂/Ar at 20 ml/min. During TPR, the catalyst bed was heated to 600°C at a linearly increasing rate of 10°C/min. The change in H₂ concentration was monitored using Thermal-Conductivity-Detector (TCD). The consumption of H₂ indicated the reduction of oxidized Cu.

RESULTS AND DISCUSSION

FLOW REACTOR VARIABILITY

The variability of the evaluation flow reactor was determined by running a pre-aged SCR sample five times. The steady state "Standard" SCR reaction results for each of the five runs are overlaid in Figure 1. In addition, the 95% confidence interval around the mean

NOx conversion is shown in Figure 2. From Figure 1, the NOx conversion traces are virtually line on line for operating temperatures below 600°C. Above 600°C, the NOx conversion drops slightly after each subsequent evaluation run. For this particular SCR formulation, the explanation for this slight deactivation has to do with the additional aging the sample experiences during high temperature performance evaluations. This trend becomes more apparent with data presented later in this paper. Figure 2 more clearly defines the variability in the overall flow reactor system. The data from Figure 1 was manipulated in Minitab to yield the 95% confidence interval at each evaluation temperature. For evaluation temperatures below 600°C, the 95% confidence interval around the mean NOx conversion was better than ±2%. Due to catalyst deactivation with testing, the higher temperature points showed variability up to ±6%.

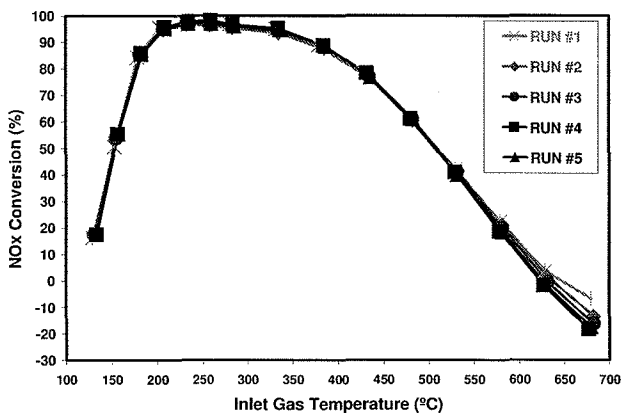


FIGURE 1. NOx conversion results for the STANDARD SCR REACTION. Five consecutive evaluation runs on a single sample aged 64 hours at 670°C.

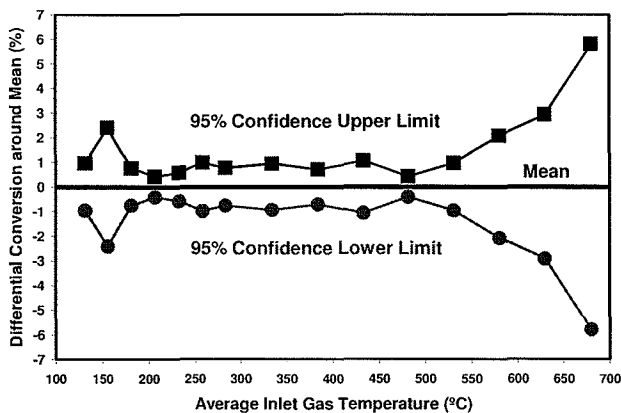


FIGURE 2. Calculated from Figure 1, the differential NOx conversion variability around the mean as determined by the 95% confidence interval.

RECENT SCR DURABILITY IMPROVEMENTS

Since current and future diesel aftertreatment systems contain DPFs, SCR formulations are required to withstand the high temperature process of regenerating soot-loaded particulate filters. A robust engine control strategy that lessens the variability of the actual regeneration temperature is critical to the durability of the SCR. For this study, the target active DPF temperature has been determined to be 670°C. Also, the total cumulative duration for the full vehicle useful life has been determined to be 64 hours. Therefore, the long-term hydrothermal stability of base metal-zeolite SCR catalysts for typical light-duty diesel applications must be able to endure, at minimum, 670°C for 64 hours.

Figure 3 shows the recent progress that has been made in Cu/zeolite SCR development. Many Cu/zeolite formulations have been aged and evaluated between 2005 and 2007. Steady improvements of NOx conversion have been made in the low temperature range (200 – 350°C). For example, at 200°C, the NOx conversion has been enhanced from 70% to 90%. In addition, the 2007 state-of-the-art SCR maintained 90%+ NOx conversion over a much larger temperature range. However, note that the enhanced low temperature activity came with a trade-off in the performance above 400°C.

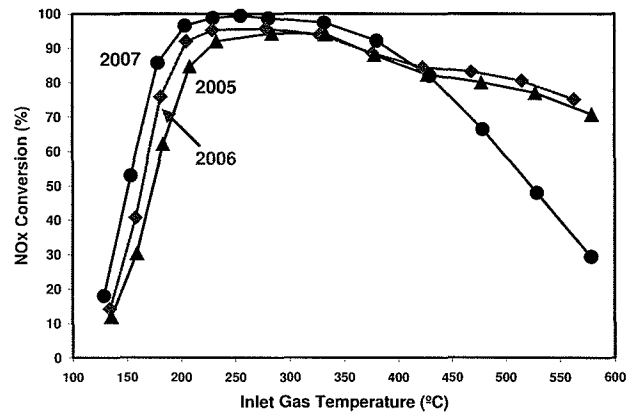


FIGURE 3. NOx conversion results for the STANDARD SCR REACTION. Best in class SCR catalyst formulations from 2005 – 2007 after hydrothermal aging for 64 hours at 670°C.

As shown in Figure 4, the three SCR formulations generate measurable levels of N₂O as a by-product. The N₂O formation has a bi-modal profile as a function of temperature. The low temperature N₂O formation around 200°C is a result of NH₃ oxidation by NO whereas the high temperature N₂O formation around 525°C is mainly from the oxidation of NH₃ by O₂. The latest SCR formulation generates much less N₂O. At 200°C, the 2007 SCR formulation yielded up to 3 times less N₂O compared to the two older formulations.

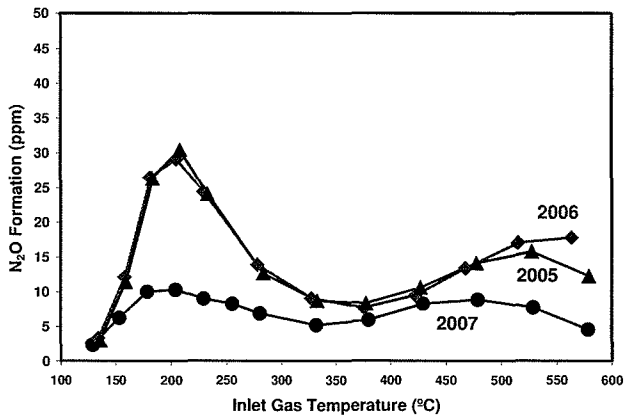


FIGURE 4. N₂O formation results for the STANDARD SCR REACTION in Figure 1. Best in class SCR catalyst formulations from 2005 – 2007 after hydrothermal aging for 64 hours at 670°C.

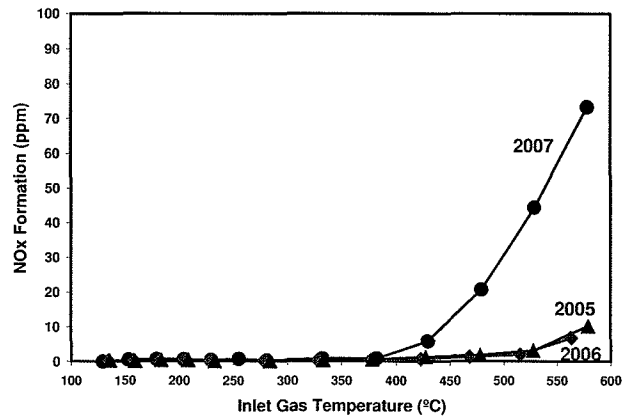


FIGURE 6. NO_x formation (ppm) results for the ammonia oxidation reaction in the absence of NO_x (FIGURE 5). Best in class SCR catalyst formulations from 2005 – 2007 after hydrothermal aging for 64 hours at 670°C.

Durable low temperature NO_x performance is desirable for light-duty diesel applications. However, a considerable amount of NO_x is emitted at high temperature during the time when the vehicle undergoes an active DPF regeneration. This added NO_x emission must be compensated by additional NO_x conversion during low temperature operation. As mentioned previously, the high temperature NO_x performance of the 2007 SCR catalyst drops sharply as the temperature increases beyond 400°C (Figure 3). Figure 5 plots the NH₃ oxidation of the three catalysts in the absence of NO_x. Ammonia is more strongly oxidized by the 2007 SCR catalyst. In addition, a clear inflection point at 400°C is observed which corresponds to the formation of NO_x (Figure 6). As a result, the NO_x performance in Figure 3 declines rapidly due to, in part, the remake of NO_x from NH₃ oxidation (Figure 6).

Unrefined engine exhaust temperature control during DPF regeneration events coupled with inexact temperature measurement may expose SCR catalysts to an occasional unexpected over-temperature. As a result, the SCR formulations are screened with a robustness test protocol consisting of hydrothermal exposure at 900°C for 1 hour. These types of data are used to define the short-term never-to-exceed (NTE) temperature. The NTE testing provides a higher degree of discrimination among similar performing formulations compared to the less severe 64hr/670°C standard aging.

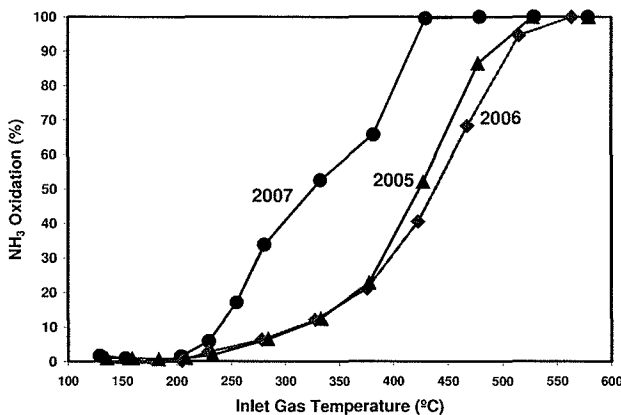


FIGURE 5. NH₃ conversion results for the ammonia oxidation reaction in the absence of NO_x. Best in class SCR catalyst formulations from 2005 – 2007 after hydrothermal aging for 64 hours at 670°C.

Figure 7 illustrates the remarkable progress that has been made in the past year with the durability of the 2007 Cu/zeolite based SCR formulation. Among the dozens of Cu/zeolite formulations tested in past years, no formulation has been able to withstand exposure up to 900°C while maintaining stable NO_x performance at 200°C. Under the 1 hour/900°C aging condition, the 2007 SCR catalyst retained 90% NO_x conversion at 200°C. All older SCR formulations have achieved no better than 20% NO_x conversion. The enhanced durability of the 2007 SCR formulations has been mainly attributed to advances in the zeolite type and composition.

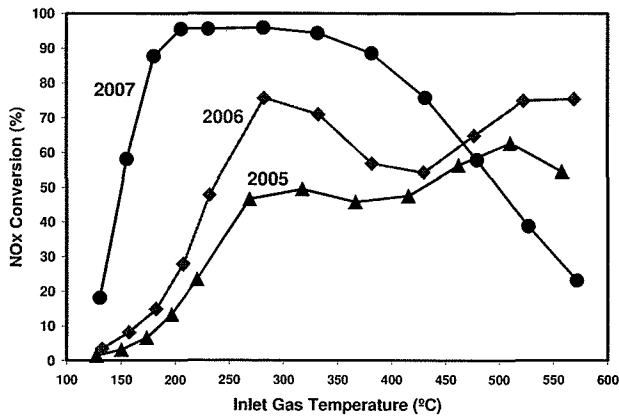


FIGURE 7. NO_x conversion of best in class SCR catalyst formulations from 2005 – 2007 after hydrothermal aging for 1 hour at 900°C.

Based on these encouraging results, a more severe time-at-temperature aging study was undertaken with the 2007 SCR formulation defined in Figure 7. The aging and evaluation helped determine the full robustness map of this promising Cu/zeolite based SCR formulation.

TIME-AT-TEMPERATURE PERFORMANCE

Current diesel engines require a DPF to meet the Tier 2 particulate matter standards. As a result, the SCR must be able to tolerate extreme temperature swings due to typical and non-typical active DPF regenerations. Also, the durability requirement of the SCR formulation will hinge largely on the location of the SCR relative to the DPF. SCR formulations placed directly upstream must withstand high exhaust temperatures generated from the engine or over a DOC. SCR formulations placed directly downstream of the DPF will need to withstand extended temperatures coming from soot regeneration. However, the most severe conditions will likely arise from future combination systems where the DPF filter is coated with a SCR formulation. Clearly, for promising SCR formulations in close relationship to the DPF, there is a need to determine the full temperature based durability map to better assess the thermal robustness.

A broad range of time-at-temperature hydrothermal aging was carried out to clearly define the full durability range. The aging time was varied from 1 hour to 256 hours while the aging temperature was varied from 670°C to 1100°C. The catalyst NO_x performance was based on the "Standard" SCR reaction, the "Fast" SCR reaction, and ammonia oxidation reaction (in the absence of NO_x).

For the typical light-duty driving conditions, the "Standard" SCR reaction is considered to be the most

challenging since little or no NO₂ is expected below 250°C.

The effect of long-term hydrothermal aging at 700°C versus duration was carried out in the laboratory. The duration was varied from 1 hour to 256 hours while the aging temperature was held constant at 700°C. NO_x conversion as a function of temperature was measured on each individual sample. Results show that the 2007 Cu/zeolite SCR catalyst demonstrated outstanding stability (Figure 8). Recall that the 64 hour aging duration has been calculated to be an equivalent of 120,000 miles for a typical light-duty diesel. As long as the SCR catalyst temperature does not exceed 700°C, these results heighten the industry's confidence for successfully implementing a Cu/zeolite SCR formulation into production.

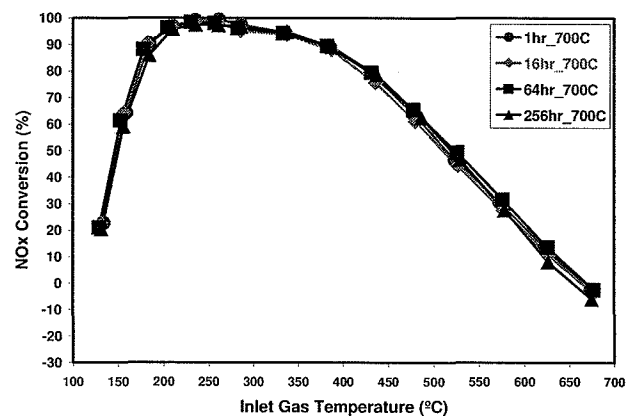


FIGURE 8. NO_x conversion results for the STANDARD SCR REACTION. SCR samples hydrothermally aged at 700°C for 1 hour – 256 hours.

For configurations where the SCR catalyst is placed upstream of the DPF, temperatures greater than 700°C are not expected normally. However, higher temperatures may be apparent for SCR catalysts placed immediately downstream of a DPF and for SCR formulations coated on the DPF itself. Therefore, the effect of long-term hydrothermal aging for up to 256 hours at 800°C was also conducted. The results showing the NO_x conversion as a function of temperature are plotted in Figure 9. The Cu/zeolite SCR catalyst proved to demonstrate durable NO_x conversion up to 64 hours. Further aging out to 140 hours and then out to 256 hours resulted in a continual decline in the low temperature NO_x conversion. The high temperature NO_x conversion declines steadily from 1 hour to 64 hours but then mildly improves from 64 hours to 256 hours. Recall, the high NO_x conversion becomes negative due to aggressive oxidation of NH₃ with O₂ to yield NO_x.

Given the observed hydrothermal aging limitation of 64 hours at 800°C, these data provide encouragement for the potential development of a single combined SCR/DPF substrate where the SCR formulation is coated within the DPF substrate. This consolidation would provide smaller vehicle packaging and lower cost possibilities.

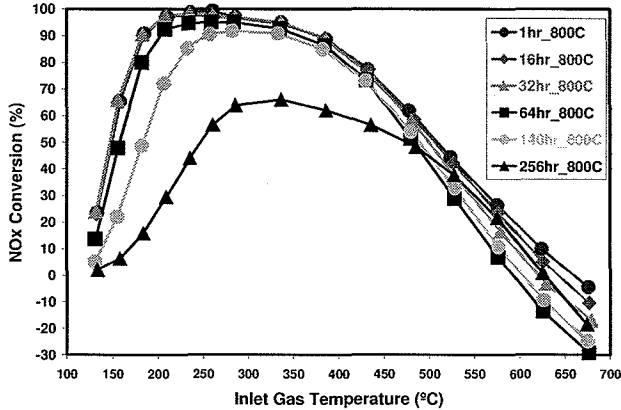


FIGURE 9. NOx conversion results for the STANDARD SCR REACTION. SCR samples hydrothermally aged at 800°C for 1 hour – 256 hours.

Figure 10 shows the NOx conversion results for samples hydrothermally aged at 900°C for durations from 1 hour to 64 hours. Durable NOx conversion is observed up to 4 hours. The Cu/zeolite cannot tolerate 8 hours and the performance is completely destroyed with the individual samples aged out to 16 hours and beyond.

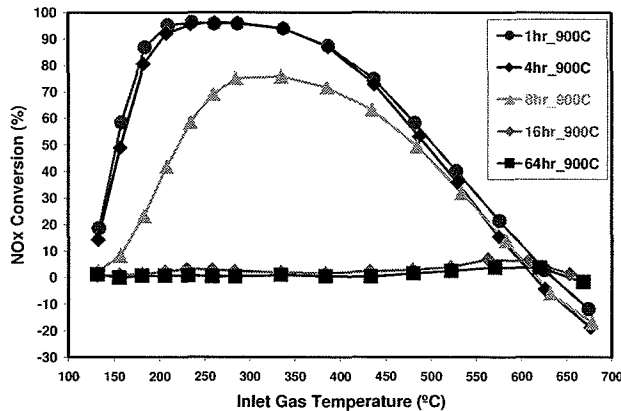


FIGURE 10. NOx conversion results for the STANDARD SCR REACTION. SCR samples hydrothermally aged at 900°C for 1 hour – 64 hours.

Figure 11 shows the NOx conversion results for samples hydrothermally aged at 950°C for 1, 2, 4, and 8 hours. The Cu/zeolite formulation can only tolerate 1 hour exposure to 950°C. There is a significant drop in performance after 2 hours and complete deactivation after only 4 hours of exposure.

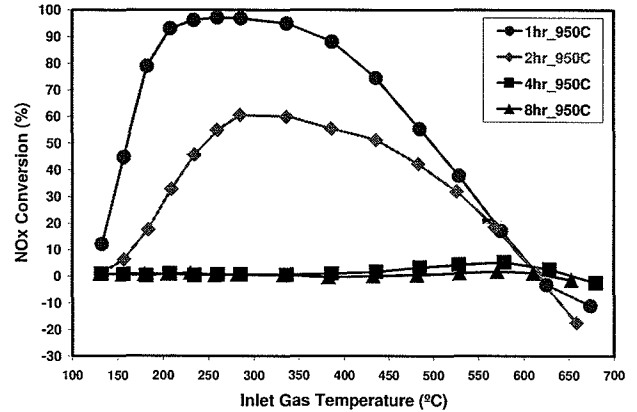


FIGURE 11. NOx conversion results for the STANDARD SCR REACTION. SCR samples hydrothermally aged at 950°C for 1 hour – 8 hours.

For a 1 hour exposure, the short-term never-to-exceed (NTE) temperature is defined as the maximum temperature the SCR formulation can tolerate without showing signs of significant deactivation. This is particularly helpful for use by engine control calibration engineers. Figure 12 shows the NOx conversion results for samples hydrothermally aged for 1 hour with temperatures ranging from 700°C to 1100°C. The results indicated that the NTE temperature was 950°C but without much margin for error. For example, at 250°C, increasing the aging temperature from 950°C to 1000°C decreased the NOx conversion from 95% to 18%. At 1100°C, the NOx conversion was further reduced to 0%. It was clear that structural damage occurred and further work to understand the deactivation will be carried out in the near future.

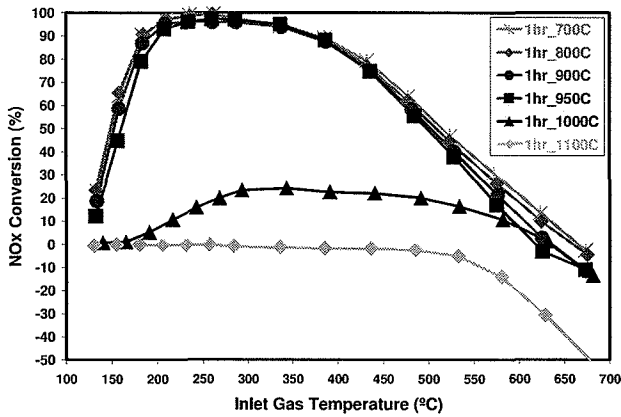


FIGURE 12. Short-term Never-To-Exceed (NTE) Temperature: NOx conversion results for the STANDARD SCR REACTION. SCR samples hydrothermally aged at 1 hour from 700°C – 1100°C.

Figure 13 shows the NOx conversion results for samples hydrothermally aged for 64 hours and temperature exposure from 670°C to 900°C. For the baseline, 64 hours at 670°C aging (120k mi equivalent), the Cu/zeolite activity data clearly shows > 90% NOx conversion in the 200°C – 350°C temperature window. However, the maximum temperature for this extended duration is 800°C. An additional 50°C, corresponding to 850°C, had a severe impact on the catalyst durability.

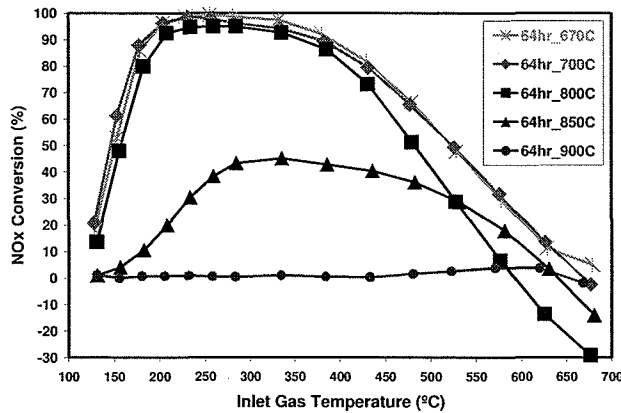


FIGURE 13. NOx conversion results for the STANDARD SCR REACTION. SCR samples hydrothermally aged at 64 hours from 670°C – 900°C.

The same identical samples presented in Figures 8 - 13 were further evaluated under two other SCR reactions. These reactions were the "Fast" SCR Reaction and "Ammonia Oxidation" Reaction in the absence of NOx. Comparison of Figure 13 and Figure 14, the data resulting from the "Fast" SCR Reaction experiments yielded the same trends in NOx performance as the

"Standard" SCR Reaction but with slightly better activity at the low to moderate temperatures.

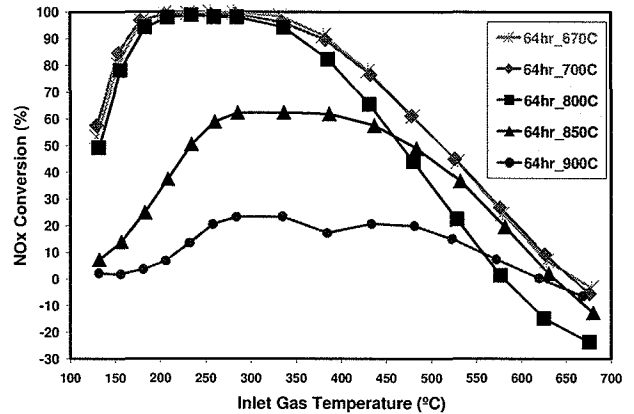


FIGURE 14. NOx conversion results for the FAST SCR REACTION. SCR samples hydrothermally aged at 64 hours from 670°C – 900°C.

As illustrated in Figure 15, the ammonia oxidation evaluation in the absence of NOx yielded curves showing the deactivation of the catalyst with respect to time-at-temperature. The results show a similar deactivation trend as the NOx performance.

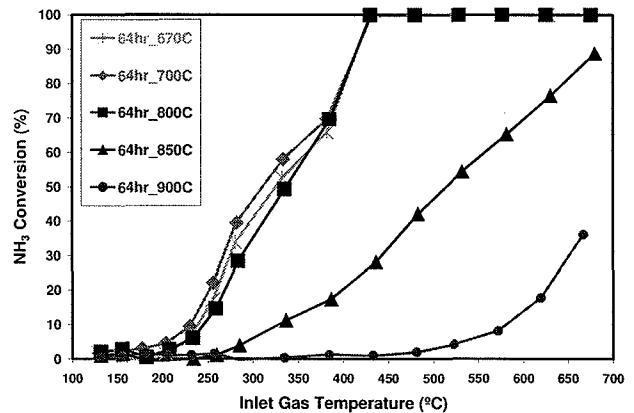


FIGURE 15. NH₃ conversion results for the AMMONIA OXIDATION REACTION in the absence of NOx. SCR samples hydrothermally aged at 64 hours from 670°C – 900°C.

The results just described were for samples aged for 64 hours but at varying temperatures. Furthermore, the corresponding samples aged at the various other aging conditions showed a similar deactivation trend as the corresponding NOx performance. As a result, these data sets of NOx conversion and NH₃ oxidation have been excluded from this paper for brevity.

BET SURFACE AREA MEASUREMENTS

The BET surface area of samples located in aging position "A" were measured to determine if a trend can be developed with the NO_x activity measurements. For post mortem analysis, this type of relationship is particularly useful for determining the likely temperature exposure experienced on field returned SCR parts. The zeolite framework is known to de-aluminate steadily with mild temperatures and suddenly at high temperatures. These changes are accompanied with changes in the total surface area.

The normalized BET surface area results for samples aged up to 950°C are presented in Figure 16. The results have been normalized to the sample aged for 1 hour at 700°C. For all samples aged at 700°C, the surface remained relatively stable. A 10% reduction in surface area was observed with the 256 hours/700°C aged sample. This observation is in good agreement with the NO_x performance data. Recall from Figure 8 that there was no significant change in the NO_x performance for all samples aged at 700°C. At 800°C, the surface area dropped suddenly from the 64 hour aging to the 140 hour aging. This drop-off in surface area corresponds to the drop-off in NO_x performance observed in Figure 9. At 900°C, the surface area declined after 4 hours of aging. This also corresponds quite well with Figure 10 where the first sign of NO_x conversion deterioration occurred beyond 4 hours of aging. At 950°C, the results on Figure 16 show that the surface area immediately drops after the 1st hour of aging. This coincides nicely with the NO_x performance data presented in Figure 11.

Comparing the NO_x performance data in the previous section to the surface area data in this section, a general trend exists that links the sudden drop in NO_x conversion with the sudden drop in surface area. The first 20% drop in surface area is associated with a marginal impact on the NO_x conversion. However, the rapid decline in NO_x conversion is associated with the aged samples measuring greater than 20% decrease in the surface area.

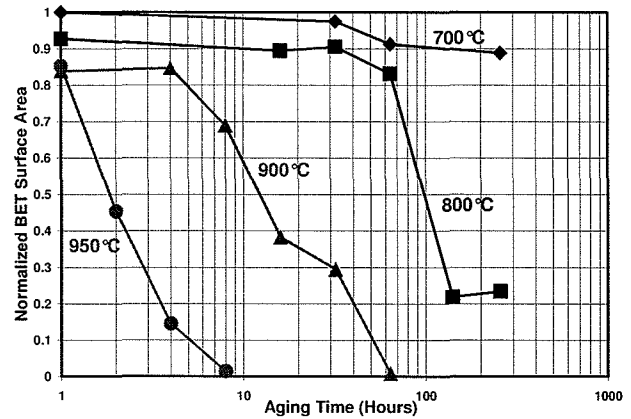


FIGURE 16. Normalized BET surface area results from laboratory aged samples at as function of time - 256 hours and temperatures between 700°C - 950°C.

Figure 17 shows the normalized BET surface area for two sets of samples aged as a function of temperature. The first set of samples was aged for 1 hour in duration to represent the short-term never-to-exceed (NTE) temperature. The second set of samples was aged for 64 hours in duration to represent the long-term SCR durability needed for DPF regeneration conditions. For the 1 hour case, results indicated that the surface area steadily dropped as the temperature was increased to 950°C. However, the SCR surface area completely collapsed by increasing the temperature by an additional 50°C. The surface area for the 64 hour aged samples also collapsed sharply once the temperature exceeded 800°C. Vehicle events resulting in conditions beyond 1hr/950°C or 64hr/800°C will cause catastrophic deactivation from both the NO_x conversion and surface area points of view.

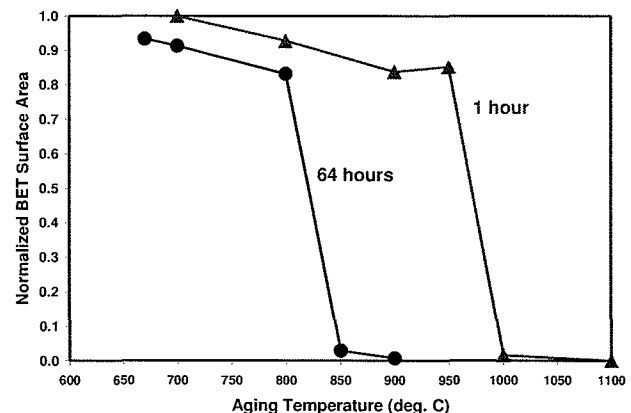


FIGURE 17. Normalized BET surface area results from laboratory 1 hour and 64 hour aged samples as a function of temperature.

TEMPERATURE PROGRAMMED REDUCTION (TPR)

Different Cu-species can yield different reduction temperatures. Therefore, the TPR result may reveal direct evidence of changing Cu-species in the catalyst and may be correlated to the deactivation of SCR activity after aging.

The effect of aging temperature on TPR for the 2007 SCR catalyst is shown in Figure 18. As the aging temperature increased from 800°C to 950°C, the reduction peak at 330°C increased proportionally. The upward shift in TPR peak temperatures, due to the increase in aging temperature, was reported for zeolite-based SCR catalysts [4]. For Cu/ZSM-5 catalysts, a prolonged hydrothermal aging process was also reported to cause an upward shift of TPR peak temperature due to some Cu-species on de-aluminated zeolite [5]. Therefore, the increase in the 330°C peak from aging at 800°C to 950°C in Figure 18 indicated that the extent of de-alumination increased. This observation agreed with the result in BET surface areas (Figure 17) that had a 15% decrease from 800°C to 950°C because of an increase in de-alumination or subsequent collapse of zeolite structure. However, it was noted that the three catalysts aged from 800°C to 950°C for 1 hour still yielded good NH₃-SCR catalytic activities (Figure 12).

After aging at 1hr/1100°C, the catalyst had almost zero surface area (Figure 17). Since the zeolite was destroyed, no TPR peak around 330°C was observed (Figure 18). However, there was an elevated TPR curve above 400°C extending up to 600°C. This high-temperature TPR curve corresponds to the Cu species that strongly interacted with destroyed zeolite materials after 1hr/1100°C lean hydrothermal aging. Yan et al. experimentally showed that Cu-aluminate (CuAl₂O₄) yielded similar TPR features above 400°C [5]. It was likely that our observed Cu-species was reminiscent of CuAl₂O₄. The small TPR peaks between 200°C and 250°C are probably from discrete CuO particles or CuO/SiO₂ after the 1hr/1100°C aging. These Cu-species associated with materials from destroyed zeolite were not catalytically active for the NH₃-SCR reaction (Figure 12). In fact, the 1hr/1100°C aged sample had no NO_x conversion below 500°C and negative NO_x conversion above 500°C. This was the result of non-selective NH₃ oxidation with O₂ to yield additional net NO_x.

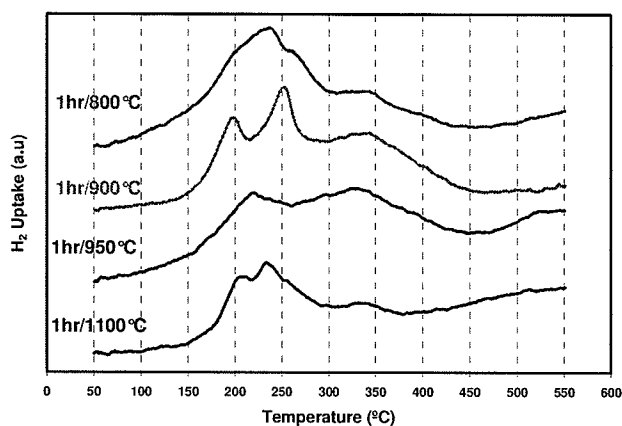


FIGURE 18. TPR results of 2007 SCR formulation aged for 1 hour and temperatures between 800°C – 1100°C.

At 900°C, an increase in aging time from 1 to 8 hours yielded an additional TPR peak at 400°C (Figure 19). This peak became more prominent after aging for 64 hours. As discussed above, the Cu-species responsible for the TPR peaks above 400°C were likely interacting strongly with materials from destroyed zeolite and not active for the desired NH₃-SCR reaction. As a result, for increasing aging time at 900°C, the growth of this 400°C TPR peak in Figure 19 corresponded to the decline in observed SCR activity in Figure 10. For the samples that were aged at 950°C, an increase in aging time also produced an extra TPR peak at 450°C. Apparently, the Cu-species interacting strongly with materials from destroyed zeolite became harder to reduce as the aging temperature became higher. After aging at 1hr/1100°C, the Cu-species likely would yield a TPR peak above 600°C as indicated in Figure 18.

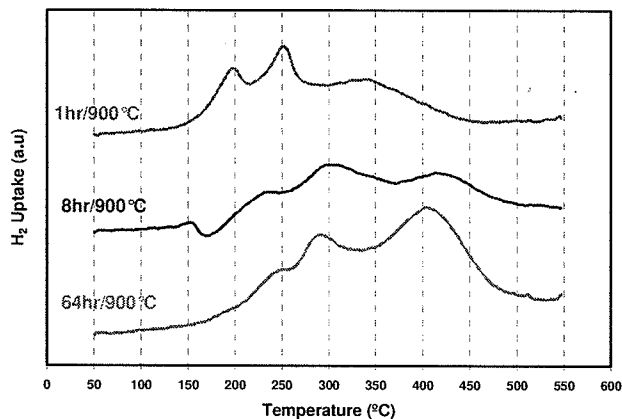


FIGURE 19. TPR results of 2007 SCR formulation aged at 900°C and durations from 1 hour – 64 hours.

CONCLUSIONS

The following conclusions emerge from this study:

- In past years, no reported Cu/zeolite SCR formulation was able to yield stable low temperature NOx performance after exposure to hydrothermal conditions consisting of 1 hour at 950°C. Within the last year, a remarkable Cu/zeolite SCR formulation was identified with high NOx conversion in the 200°C – 350°C temperature range. At the 950°C aging condition, the 2007 SCR formulation became more sensitive as the duration was increased beyond 1 hour.
- Upon the completion of a full time-at-temperature durability study, the newly developed Cu/zeolite SCR formulation was confirmed to tolerate the following hydrothermal conditions:
 - > 256 hours at 700°C.
 - 64 hours at 800°C.
 - 4 hours at 900°C.
 - 1 hour at 950°C.
- The BET surface area results trended with the NOx conversion. The first 20% drop in surface area was associated with a marginal impact on the NOx conversion. Beyond the initial 20%, a further decline in the surface area was rapid and closely related to the negative impact on NOx performance.
- TPR of aged Cu/zeolite catalysts was used to correlate the change in Cu-species to the status of zeolite or to NH₃-SCR activity after aging. The observation of a TPR peak above 400°C indicated a strong interaction of Cu with destroyed zeolite and a decline in catalytic activity. Since the temperature of this TPR peak

increased with increasing aging temperature, this feature may be used to diagnose the exposure temperature of a deactivated Cu/zeolite SCR catalyst.

REFERENCES

1. M. Koebel, M. Elsener, and G. Madia, "Recent Advances in the Development of Urea-SCR for Automotive Applications", SAE 2001-01-3625.
2. G. Cavataio, J. Girard, J. Patterson, C. Montreuil, Y. Cheng, and C. Lambert, "Laboratory Testing of Urea-SCR Formulations to Meet Tier 2 Bin 5 Emissions", SAE 2007-01-1575.
3. S. Brunauer, P.H. Emmett, and E. Teller, J. Amer. Chem. Soc., 60 (1938) 309.
4. R. Chang, H. Chen, J. Fedeyko, and P. Anderson, "Thermal Durability and Deactivation of Cu-Zeolite SCR Catalyst", Poster Session, 20th North American Catalysis Society, June 17-22, 2007.
5. J. Y. Yan, G. – D. Lei, W. M. Sachtler, H. H. Kung, "Deactivation of Cu/ZSM-5 Catalysts for Lean NOx Reduction: Characterization of Changes of Cu State and Zeolite Support", Journal of Catalysis, 161, 43 - 54 (1996).

CONTACT

Giovanni Cavataio, Ph.D.
 Ford Motor Company
 Research and Innovation Center
 2101 Village Road
 P.O. Box 2053, MD3179, RIC
 Dearborn, Michigan 48124
 (313) 322-3357
jcavatai@ford.com