

(12) **United States Patent**
Cagle et al.(10) **Patent No.:** **US 6,395,746 B1**
(45) **Date of Patent:** **May 28, 2002**

- (54) **METHODS OF TREATING OPHTHALMIC, OTIC AND NASAL INFECTIONS AND ATTENDANT INFLAMMATION**
- (75) Inventors: **Gerald Cagle; Robert L. Abshire**, both of Fort Worth; **David W. Stroman**, Irving; **John M. Yanni**, Burleson, all of TX (US)
- (73) Assignee: **Alcon Manufacturing, Ltd.**, Fort Worth, TX (US)
- (*) Notice: Subject to any disclaimer, the term of this patent is extended or adjusted under 35 U.S.C. 154(b) by 0 days.
- (21) Appl. No.: **09/646,799**
- (22) PCT Filed: **Sep. 9, 1999**
- (86) PCT No.: **PCT/US99/22624**
§ 371 (c)(1),
(2), (4) Date: **Sep. 22, 2000**
- (87) PCT Pub. No.: **WO00/18388**
PCT Pub. Date: **Apr. 6, 2000**

Related U.S. Application Data

- (60) Provisional application No. 60/102,508, filed on Sep. 30, 1998, and provisional application No. 60/102,509, filed on Sep. 30, 1998.
- (51) **Int. Cl.**⁷ **A61K 31/44; A61K 31/58; A61K 31/56; A61K 31/40; A61K 31/65**
- (52) **U.S. Cl.** **514/300; 514/174; 514/179; 514/180; 514/181; 514/413; 514/619**
- (58) **Field of Search** **514/300, 174, 514/179, 180, 181, 413, 619**

(56) **References Cited****U.S. PATENT DOCUMENTS**

4,474,751 A	10/1984	Haslam et al.
4,551,456 A	11/1985	Katz
4,670,444 A	6/1987	Grohe et al.
4,710,495 A	12/1987	Bodor
4,730,013 A	3/1988	Bondi et al.

(List continued on next page.)

FOREIGN PATENT DOCUMENTS

CA	2086914	7/1993
EP	0 982 031	3/2000
ES	S/N 08320	4/1993
WO	WO 90/01933	3/1990
WO	WO 96/39146	12/1996

(List continued on next page.)

OTHER PUBLICATIONS

Blondeau, Joseph M., A review of the comparative in-vitro activities of 12 antimicrobial agents, with focus on five new 'respiratory quinolones', *Journal of Antimicrobial Chemotherapy*, vol. 43, Suppl. B, pp. 1-11 (1999).

Elies, W., "Novel fluoroquinolones in the treatment of ENT infections", *Chemotherapie Journal*, 7/3, pp. 93-97 (1998) (no translation); XP000892813.

Ernst et al., "Levofloxacin and trovafloxacin: The next generation of fluoroquinolones?", *Clinical Review, Am. J. Health-Syst. Pharm.*, vol. 54, pp. 2569-2584 (114/15/97).

Gootz et al., "Fluoroquinolone antibacterials: SAR mechanism of action, resistance, and clinical aspects", *Medicinal Research Reviews*, vol. 16, pp. 433-486 (1996).

Kaw et al., "The penetration of trovafloxacin into the eye and CSF of rabbits", *IOVS*, vol. 40, No. 4, p. S88 (Mar. 15, 1999); XP-000892619.

Kraseman et al., "Efficacy of Moxifloxacin against Staphylococcus aureus in respiratory tract and skin and skin structure infections", *Journal of Antimicrobial Chemotherapy*, vol. 44, No. Suppl. A, pp. 150 (Jul. 1999); XP000892776.

McLeod et al., "The effect of topical trovafloxacin in a rabbit streptococcus pneumoniae keratitis model", *IOVS* vol. 40, No. 4, p. S689 (Mar. 15, 1999) XP-000892625.

NCCLS Document M7-A4, "Methods for Dilution Antimicrobial Susceptibility Tests for Bacteria That Grow Aerobically", 4th Edition, 1997.

"New Antimicrobial Agents Approved by the U.S. Food and Drug Administration in 1997 and New Indications for Previously Approved Agents" *Antimicrobial Agents and Chemotherapy*, vol. 42, No. 4, pp. 987-988 (Apr. 1, 1998); XP000872060.

NG et al., "Treatment of experimental staphylococcus epidermidis endophthalmitis with oral trovafloxacin" *American Journal of Ophthalmology*, vol. 216 (2), pp. 278-287 (Aug. 1998).

Patent Abstracts of Japan, vol. 1998, No. 10 (Aug. 31, 1998), JP 10 130148 May 19, 1998 abstract.

Patent Abstracts of Japan, vol. 012, No. 472 (Dec. 9, 1988), JP 63 190826 Aug. 8, 1988 abstract.

Pediatric Research, 104th Annual Meeting of the American Pediatric Society and the 63rd Annual meeting of the Society for Pediatric Research, vol. 35, No. 4, Part 2, p. 191A, Seattle, Washington (05/02-05/94).

Tillotson, G, S., "Quinolones: structure-activity relationships and future predictions", *J. of Medical Microbiology*, vol. 44, pp. 320-324 (1996).

Vincent et al., "Pharmacokinetics and safety of trovafloxacin in healthy male volunteers following administration of single intravenous doses of the prodrug, alatrofloxacin", *Journal of Antimicrobial Chemotherapy*, vol. 39, Suppl. B, pp. 75-80. (Jan. 1, 1997).

(List continued on next page.)

Primary Examiner—William R. A. Jarvis
(74) *Attorney, Agent, or Firm*—Gregg C. Brown

(57) **ABSTRACT**

Methods of treating or preventing ophthalmic, otic, and nasal infections and attendant inflammation are described. The methods utilize ophthalmic, otic, and nasal compositions containing a new class of antibiotics (e.g. trovafloxacin). The compositions also contain one or more anti-inflammatory agents (e.g. dexamethasone). The compositions are utilized to treat ophthalmic, otic, and nasal conditions by topically applying the compositions to the affected tissues.

11 Claims, No Drawings

U.S. PATENT DOCUMENTS

4,844,902 A 7/1989 Grohe
 4,920,120 A 4/1990 Domagala et al.
 4,980,470 A 12/1990 Masuzawa et al.
 4,990,517 A 2/1991 Petersen et al.
 4,996,335 A 2/1991 Bodor
 5,059,597 A 10/1991 Petersen et al.
 5,149,694 A 9/1992 Cagle et al.
 5,164,402 A 11/1992 Brighty
 5,185,337 A 2/1993 Fujii et al.
 5,223,493 A 6/1993 Boltralik
 5,416,096 A 5/1995 Petersen et al.
 5,480,879 A 1/1996 Petersen et al.
 5,540,930 A 7/1996 Guy et al.
 5,563,138 A 10/1996 Ueda et al.
 5,597,560 A 1/1997 Bergamini et al.
 5,609,942 A 3/1997 Petersen et al.
 5,631,004 A 5/1997 Cagle et al.
 5,665,373 A 9/1997 Robertson et al.
 5,679,665 A 10/1997 Bergamini et al.
 5,849,752 A 12/1998 Grunenberg et al.
 5,854,241 A 12/1998 Hallenbach et al.

5,912,255 A 6/1999 Bussell

FOREIGN PATENT DOCUMENTS

WO WO 98/06435 2/1998
 WO WO 99/15172 4/1999
 WO WO 00/18386 4/2000
 WO WO 00/18387 4/2000
 WO WO 00/18388 4/2000
 WO WO 00/18404 4/2000

OTHER PUBLICATIONS

Weiss, Lee R., "Therapeutic Pathways for Antimicrobial Use: General Overview", *The American Journal Of Managed Care*, vol. 4, No. 10, Sup., pp. S543-S549 (1988).

Wentland, Mark P., "Structure-activity relationships of fluoroquinolones", *The New Generation of Quinolones*, (Siporin, C., Heifetz, C. L. & Domagala, J. M., Eds), pp. 1-43, Marcel Dekker, New York (1990).

Senturia, Ben, "Etiology Of External Otitis", *Laryngoscope*, vol. 55, pp. 277-293 (1945).

METHODS OF TREATING OPHTHALMIC, OTIC AND NASAL INFECTIONS AND ATTENDANT INFLAMMATION

This application is 371 of PCT/US99/22624, filed Sep. 29, 1999, which claims priority to provisional application Nos. 60/102,508 and 60/102,509, both filed Sep. 30, 1998.

BACKGROUND OF THE INVENTION

The present invention is directed to the provision of topical antibiotic pharmaceutical compositions for the treatment of ophthalmic, otic and nasal infections, particularly bacterial infections, and to methods of treating ophthalmic, otic and nasal infections by applying those compositions to the affected tissues. The compositions and methods of the invention are based on the use of a new class of antibiotics. The compositions of the present invention may also contain one or more anti-inflammatory agents.

The use of quinolone antibiotics to treat infections represents the current state of the art in the field of ophthalmic pharmaceutical compositions and methods of treatment. For example, a topical ophthalmic composition containing the quinolone ciprofloxacin is marketed by Alcon Laboratories, Inc. under the name CILOXAN™ (Ciprofloxacin 0.3%) Ophthalmic Solution. The following quinolones have also been utilized in ophthalmic antibiotic compositions:

Quinolone	Product	Manufacturer
Ofloxacin	OCUFLOX™	Allergan
Norfloxacin	CHIBROXIN™	Merck
Lomefloxacin	LOMEFLOX™	Senju

The foregoing quinolone antibiotic compositions are generally effective in treating ophthalmic infections, and have distinct advantages over prior ophthalmic antibiotic compositions, particularly those having relatively limited spectrums of antimicrobial activity, such as: neomycin, polymyxin B, gentamicin and tobramycin, which are primarily useful against gram negative pathogens; and bacitracin, gramicidin, and erythromycin, which are primarily active against gram positive pathogens. However, despite the general efficacy of the ophthalmic quinolone therapies currently available, there is a need for improved compositions and methods of treatment based on the use of antibiotics that are more effective than existing antibiotics against key ophthalmic pathogens, and less prone to the development of resistance by those pathogens.

There is an even greater need for effective topical compositions and methods for treating otic and nasal infections, particularly bacterial infections. The use of oral antibiotics to treat otic infections in children has limited efficacy, and creates a serious risk of pathogen resistance to the orally administered antibiotics.

Ophthalmic, otic and nasal infections are frequently accompanied by inflammation of the infected ophthalmic, otic and nasal tissues and perhaps even surrounding tissues. Similarly, ophthalmic, otic and nasal surgical procedures that create a risk of microbial infections frequently also cause inflammation of the affected tissues. Thus, there is also a need for ophthalmic, otic and nasal pharmaceutical compositions that combine the anti-infective activity of one or more antibiotics with the anti-inflammatory activity of one or more steroid or non-steroid agents in a single composition.

SUMMARY OF THE INVENTION

The invention is based on the use of a potent new class of antibiotics to treat ophthalmic, otic and nasal infections, as well as the prophylactic use of these antibiotics following surgery or other trauma to ophthalmic, otic or nasal tissues. The compositions of the present invention may also be administered to the affected tissues during ophthalmic, otic or nasal surgical procedures to prevent or alleviate post-surgical infections.

The compositions preferably also contain one or more anti-inflammatory agents to treat inflammation associated with infections of ophthalmic, otic or nasal tissues. The anti-inflammatory component of the compositions is also useful in treating inflammation associated with physical trauma to ophthalmic, otic or nasal tissues, including inflammation resulting from surgical procedures. The compositions of the present invention are therefore particularly useful in treating inflammation associated with trauma to ophthalmic, otic or nasal tissues wherein there is either an infection or a risk of an infection resulting from the trauma.

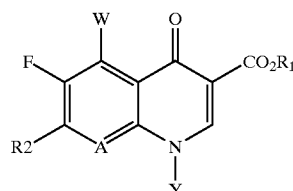
Examples of ophthalmic conditions that may be treated with the compositions of the present invention include conjunctivitis, keratitis, blepharitis, dacryocystitis, hordeolum and corneal ulcers. The compositions of the invention may also be used prophylactically in connection with various ophthalmic surgical procedures that create a risk of infection.

Examples of otic conditions that may be treated with the compositions of the present invention include otitis externa and otitis media. With respect to the treatment of otitis media, the compositions of the present invention are primarily useful in cases where the tympanic membrane has ruptured or tympanostomy tubes have been implanted. The compositions may also be used to treat infections associated with otic surgical procedures, such as tympanostomy, or to prevent such infections.

The compositions of the present invention are specially formulated for topical application to ophthalmic, otic and nasal tissues. The compositions are preferably sterile, and have physical properties (e.g., osmolality and pH) that are specially suited for application to ophthalmic, otic and nasal tissues, including tissues that have been compromised as the result of preexisting disease, trauma, surgery or other physical conditions.

DETAILED DESCRIPTION OF THE INVENTION

The antibiotics used in the compositions and methods of the present invention have the following formula:



wherein

R₁ is hydrogen, a pharmaceutically acceptable cation, or (C₁–C₆) alkyl;

Y, when taken independently, is ethyl, t-butyl, vinyl, cyclopropyl, 2-fluoroethyl, p-fluorophenyl, or o,p-difluorophenyl;

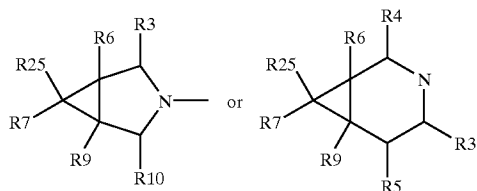
3

W is hydrogen, F, C1, Br, C1–C4 alkyl, C1–C4 alkoxy, NH₂ or NHCH₃;

A is CH, CF, CC1, COCH₃, C—CH₃, C—CN or N; or

A is carbon and is taken together with Y and the carbon and nitrogen to which A and Y are attached to form a five or six membered ring which may contain oxygen or a double bond, and which may have attached thereto R₈ which is methyl or methylene; and

R₂ is

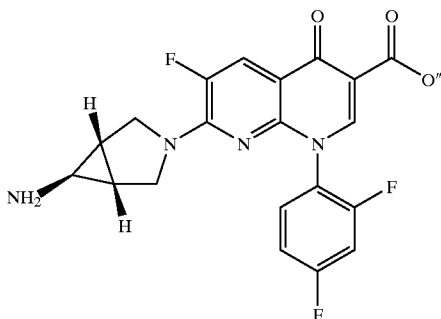


wherein:

R₃, R₄, R₅, R₆, R₇, R₉, R₁₀ and R₂₅ are each independently H, CH₃, CH₂NH₂, CH₂NHCH₃ or CH₂NHC₂H₅, and R₅, R₆, R₇ and R₉ may also independently be NH₂, NHCH₃ or NHC₂H₅, provided that not more than three of R₃, R₄, R₅, R₆, R₇, R₉, R₁₀ and R₂₅ are other than hydrogen, and if three of these substituents are not hydrogen, at least one of them is methyl.

The antibiotics utilized in the present invention also include prodrugs of the compounds of formula (I) having a free amino group, as well as pharmaceutically useful hydrates and salts of the compounds of formula (I).

The compound Trovafloxacin is most preferred. Trovafloxacin has the following structure:



Further details regarding the structure, preparation, and physical properties of Trovafloxacin and other compounds of formula (I) are provided in U.S. Pat. No. 5,164,402.

The concentrations of the antibiotics of formula (I) in the compositions of the present invention will vary depending on the intended use of the compositions (e.g., treatment of existing infections or prevention of post-surgical infections), and the relative antimicrobial activity of the specific antibiotic selected. The antimicrobial activity of antibiotics is generally expressed as the minimum concentration required to inhibit the growth of a specified pathogen. This concentration is also referred to as the "minimum inhibitory concentration" or "MIC". The term "MIC₉₀" refers to the minimum concentration of antibiotic required to inhibit the growth of ninety percent (90%) of the strains of a species. The concentration of an antibiotic required to totally kill a specified bacteria is referred to as the "minimum bactericidal concentration" or "MBC". The minimum inhibitory concentration of Trovafloxacin for several bacteria commonly

4

associated with ophthalmic, otic and nasal infections are provided in the following table:

Microorganism	MIC ₉₀
<i>S. aureus</i> /methicillin sensitive	0.03
<i>S. aureus</i> /methicillin resistant	2.0
<i>S. aureus</i> /quinolone resistant	4.0
<i>S. epidermidis</i> /methicillin sensitive	0.06
<i>S. epidermidis</i> /methicillin resistant	4.0
<i>S. pneumoniae</i> /penicillin sensitive	0.25
<i>S. pneumoniae</i> /penicillin resistant	0.25
<i>P. aeruginosa</i>	2.0
<i>H. influenzae</i> /β-lactamase positive	0.03
<i>H. influenzae</i> /β-lactamase negative	0.03

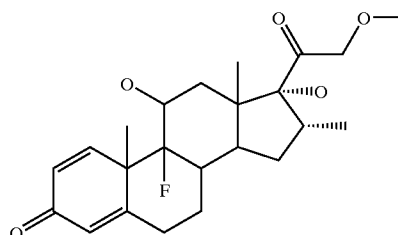
All of the foregoing concentrations are expressed as micrograms per milliliter ("mcg/ml").

The appropriate antibiotic concentration for ophthalmic compositions will generally be an amount of one or more antibiotics of formula (I) sufficient to provide a concentration in the aqueous humor and lacrimal fluid of the eye equal to or greater than the MIC₉₀ level for the selected antibiotic (s) relative to gram-negative and gram-positive organisms commonly associated with ophthalmic infections. The appropriate concentration for otic and nasal compositions will generally be an amount of one or more antibiotics of formula (I) sufficient to provide a concentration in the infected tissues equal to or greater than the MIC₉₀ level for the selected antibiotic(s), relative to gram-negative and gram-positive organisms commonly associated with otic or nasal infections. Such amounts are referred to herein as "an antimicrobial effective amount". The compositions of the present invention will typically contain one or more compounds of formula (I) in a concentration of from about 0.1 to about 1.0 percent by weight ("wt. %") of the compositions.

The compositions of the present invention may also contain one or more anti-inflammatory agents. The anti-inflammatory agents utilized in the present invention are broadly classified as steroidal or non-steroidal. The preferred steroidal anti-inflammatory agents are glucocorticoids.

The preferred glucocorticoids for ophthalmic and otic use include dexamethasone, loteprednol, rimexolone, prednisolone, fluorometholone, and hydrocortisone. The preferred glucocorticoids for nasal use include mometasone, fluticasone, beclomethasone, flunisolide, triamcinolone and budesonide.

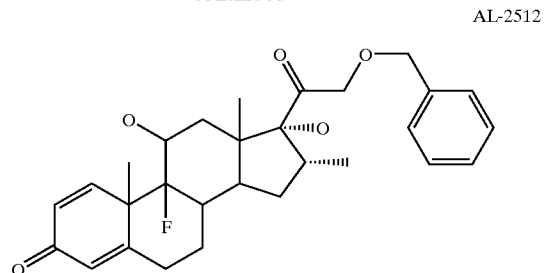
The dexamethasone derivatives described in U.S. Pat. No. 5,223,493 (Boltralik) are also preferred steroidal anti-inflammatory agents, particularly with respect to compositions for treating ophthalmic inflammation. The following compounds are especially preferred:



AL-1529

5

-continued



These compounds are referred to herein as “21 -ether derivatives of dexamethasone”. The 21-benzyl ether derivative (i.e., compound AL-2512) is particularly preferred.

The preferred non-steroidal anti-inflammatory agents are: prostaglandin H synthetase inhibitors (Cox I or Cox II), also referred to as cyclooxygenase type I and type II inhibitors, such as diclofenac, flurbiprofen, ketorolac, suprofen, nepafenac, amfenac, indomethacin, naproxen, ibuprofen, bromfenac, ketoprofen, meclofenamate, piroxicam, sulindac, mefenamic acid, diflusal, oxaprozin, tolmetin, fenoprofen, benoxaprofen, nabumetome, etodolac, phenylbutazone, aspirin, oxyphenbutazone, NCX-4016, HCT-1026, NCX-284, NCX-456, tenoxicam and carprofen; cyclooxygenase type II selective inhibitors, such as NS-398, viox, celecoxib, P54, etodolac, L-804600 and S-33516; PAF antagonists, such as SR-27417, A-137491, ABT-299, apafant, bepafant, minopafant, E-6123, BN-50727, nupafant and modipafant; PDE IV inhibitors, such as ariflo, torbafylline, rolipram, filaminast, piclamilast, cipamfylline, CG-1088, V-11294A, CT-2820, PD-168787, CP-293121 DWP-205297, CP-220629, SH-636, BAY-19-8004, and roflumilast; inhibitors of cytokine production, such as inhibitors of the NFκB transcription factor; or other anti-inflammatory agents known to those skilled in the art.

The concentrations of the anti-inflammatory agents contained in the compositions of the present invention will vary based on the agent or agents selected and the type of inflammation being treated. The concentrations will be sufficient to reduce inflammation in the targeted ophthalmic, otic or nasal tissues following topical application of the compositions to those tissues. Such an amount is referred to herein as “an anti-inflammatory effective amount”. The compositions of the present invention will typically contain one or more anti-inflammatory agents in an amount of from about 0.01 to about 1.0 wt. %.

The compositions are typically administered to the affected ophthalmic, otic or nasal tissues by topically applying one to four drops of a sterile solution or suspension, or a comparable amount of an ointment, gel or other solid or semisolid composition, one to four times per day. However, the compositions may also be formulated as irrigating solutions that are applied to the affected ophthalmic, otic or nasal tissues during surgical procedures.

The ophthalmic, otic, and nasal compositions of the present invention will contain one or more compounds of formula (I) and preferably one or more anti-inflammatory agents, in pharmaceutically acceptable vehicles. The compositions will typically have a pH in the range of 4.5 to 8.0. The ophthalmic compositions must also be formulated to have osmotic values that are compatible with the aqueous humor of the eye and ophthalmic tissues. Such osmotic values will generally be in the range of from about 200 to about 400 milliosmoles per kilogram of water (“mOsm/kg”), but will preferably be about 300 mOsm/kg.

Ophthalmic, otic, and nasal products are typically packaged in multidose form. Preservatives are thus required to

6

prevent microbial contamination during use. Suitable preservatives include: polyquaternium-1, benzalkonium chloride, thimerosal, chlorobutanol, methyl paraben, propyl paraben, phenylethyl alcohol, edetate disodium, sorbic acid, or other agents known to those skilled in the art. The use of polyquaternium-1 as the antimicrobial preservative is preferred. Typically such preservatives are employed at a level of from 0.001% to 1.0% by weight.

The solubility of the components of the present compositions may be enhanced by a surfactant or other appropriate co-solvent in the composition. Such co-solvents include polysorbate 20, 60, and 80, polyoxyethylene/polyoxypropylene surfactants (e.g., Pluronic F-68, F-84 and P-103), cyclodextrin, or other agents known to those skilled in the art. Typically such co-solvents are employed at a level of from 0.01% to 2% by weight.

The use of viscosity enhancing agents to provide the compositions of the invention with viscosities greater than the viscosity of simple aqueous solutions may be desirable to increase absorption of the active compounds by the target tissues or increase the retention time in the eye, ear or nose. Such viscosity building agents include, for example, polyvinyl alcohol, polyvinyl pyrrolidone, methyl cellulose, hydroxy propyl methylcellulose, hydroxyethyl cellulose, carboxymethyl cellulose, hydroxy propyl cellulose or other agents known to those skilled in the art. Such agents are typically employed at a level of from 0.01% to 2% by weight.

The following examples are provided to further illustrate the ophthalmic, otic, and nasal compositions of the present invention.

EXAMPLE 1

Ophthalmic/Otic/Nasal Solution

Ingredient	Amount (wt. %)
Trovaflxacin	0.35
Sodium Acetate	0.03
Acetic Acid	0.04
Mannitol	4.60
EDTA	0.05
Benzalkonium Chloride	0.006
Water	q.s. 100

EXAMPLE 2

Ophthalmic/Otic/Nasal Suspension

Ingredient	Amount (wt. %)
Trovaflxacin	0.3
Dexamethasone, Micronized USP	0.10
Benzalkonium Chloride	0.01
Edetate Disodium, USP	0.01
Sodium Chloride, USP	0.3
Sodium Sulfate, USP	1.2
Tyloxapol, USP	0.05
Hydroxyethylcellulose	0.25
Sulfuric Acid and/or Sodium Hydroxide, NF	q.s. for pH adjustment to 5.5
Purified Water, USP	q.s. to 100

Explore Litigation Insights

Docket Alarm provides insights to develop a more informed litigation strategy and the peace of mind of knowing you're on top of things.

Real-Time Litigation Alerts



Keep your litigation team up-to-date with **real-time alerts** and advanced team management tools built for the enterprise, all while greatly reducing PACER spend.

Our comprehensive service means we can handle Federal, State, and Administrative courts across the country.

Advanced Docket Research



With over 230 million records, Docket Alarm's cloud-native docket research platform finds what other services can't. Coverage includes Federal, State, plus PTAB, TTAB, ITC and NLRB decisions, all in one place.

Identify arguments that have been successful in the past with full text, pinpoint searching. Link to case law cited within any court document via Fastcase.

Analytics At Your Fingertips



Learn what happened the last time a particular judge, opposing counsel or company faced cases similar to yours.

Advanced out-of-the-box PTAB and TTAB analytics are always at your fingertips.

API

Docket Alarm offers a powerful API (application programming interface) to developers that want to integrate case filings into their apps.

LAW FIRMS

Build custom dashboards for your attorneys and clients with live data direct from the court.

Automate many repetitive legal tasks like conflict checks, document management, and marketing.

FINANCIAL INSTITUTIONS

Litigation and bankruptcy checks for companies and debtors.

E-DISCOVERY AND LEGAL VENDORS

Sync your system to PACER to automate legal marketing.