

*Wilson and
Gisvold's Textbook of*

ORGANIC MEDICINAL AND PHARMACEUTICAL CHEMISTRY

E L E V E N T H E D I T I O N

Edited by

John H. Block, Ph.D., R.Ph.

Professor of Medicinal Chemistry
Department of Pharmaceutical Sciences
College of Pharmacy
Oregon State University
Corvallis, Oregon

John M. Beale, Jr., Ph.D.

Associate Professor of Medicinal Chemistry and
Director of Pharmaceutical Sciences
St. Louis College of Pharmacy
St. Louis, Missouri



LIPPINCOTT WILLIAMS & WILKINS

A **Wolters Kluwer** Company

Philadelphia • Baltimore • New York • London
Buenos Aires • Hong Kong • Sydney • Tokyo

Editor: David B. Troy
Managing Editor: Matthew J. Hauber
Marketing Manager: Samantha S. Smith
Production Editor: Bill Cady
Designer: Doug Smock
Compositor: Maryland Composition
Printer: Quebecor World

Copyright © 2004 Lippincott Williams & Wilkins

351 West Camden Street
Baltimore, MD 21201

530 Walnut Street
Philadelphia, PA 19106

All rights reserved. This book is protected by copyright. No part of this book may be reproduced in any form or by any means, including photocopying, or utilized by any information storage and retrieval system without written permission from the copyright owner.

The publisher is not responsible (as a matter of product liability, negligence, or otherwise) for any injury resulting from any material contained herein. This publication contains information relating to general principles of medical care that should not be construed as specific instructions for individual patients. Manufacturers' product information and package inserts should be reviewed for current information, including contraindications, dosages, and precautions.

Printed in the United States of America

First Edition, 1949	Fifth Edition, 1966	Eighth Edition, 1982
Second Edition, 1954	Sixth Edition, 1971	Ninth Edition, 1991
Third Edition, 1956	Seventh Edition, 1977	Tenth Edition, 1998
Fourth Edition, 1962		

Library of Congress Cataloging-in-Publication Data

Wilson and Gisvold's textbook of organic medicinal and pharmaceutical chemistry. — 11th

ed. / edited by John H. Block, John M. Beale Jr.

p. ; cm.

Includes bibliographical references and index.

ISBN-13:978-0-7817-3481-3

ISBN-10:0-7817-3481-9

1. Pharmaceutical chemistry. 2. Chemistry, Organic. I. Title: Textbook of organic medicinal and pharmaceutical chemistry. II. Wilson, Charles Owens, 1911–2002 III. Gisvold, Ole, 1904– IV. Block, John H. V. Beale, John Marlowe.

[DNLM: 1. Chemistry, Pharmaceutical. 2. Chemistry, Organic. QV 744 W754 2004]

RS403. T43 2004

615'.19—dc21

2003048849

The publishers have made every effort to trace the copyright holders for borrowed material. If they have inadvertently overlooked any, they will be pleased to make the necessary arrangements at the first opportunity.

To purchase additional copies of this book, call our customer service department at (800) 638-3030 or fax orders to (301) 824-7390. International customers should call (301) 714-2324.

Visit Lippincott Williams & Wilkins on the Internet: <http://www.LWW.com>. Lippincott Williams & Wilkins customer service representatives are available from 8:30 am to 6:00 pm, EST.

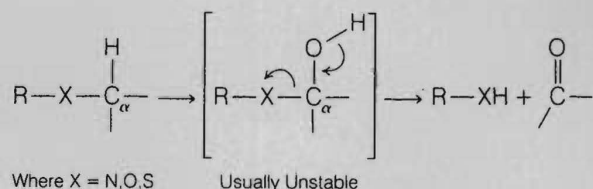
07
5 6 7 8 9 10

The stereochemistry of the hydroxylated centers in the two metabolites has not been clearly established. Biotransformation of the antihypertensive agent minoxidil (Loniten) yields the 4'-hydroxypiperidyl metabolite. In the dog, this product is a major urinary metabolite (29 to 47%), whereas in humans it is detected in small amounts (~3%).^{157, 158}

Oxidation Involving Carbon-Heteroatom Systems

Nitrogen and oxygen functionalities are commonly found in most drugs and foreign compounds; sulfur functionalities occur only occasionally. Metabolic oxidation of carbon-nitrogen, carbon-oxygen, and carbon-sulfur systems principally involves two basic types of biotransformation processes:

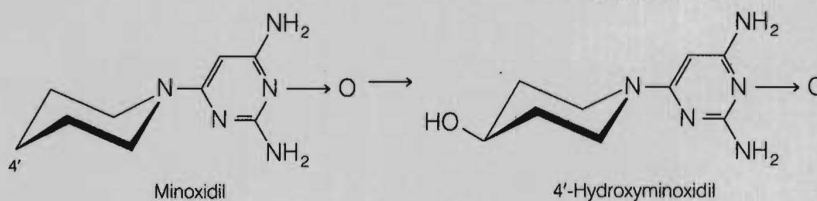
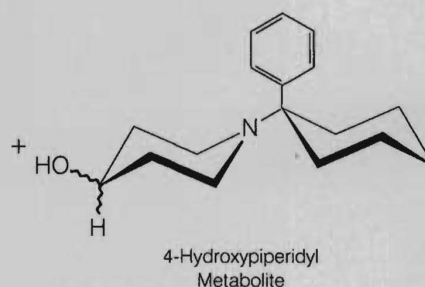
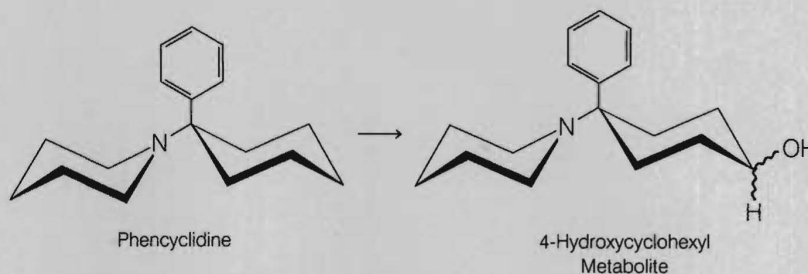
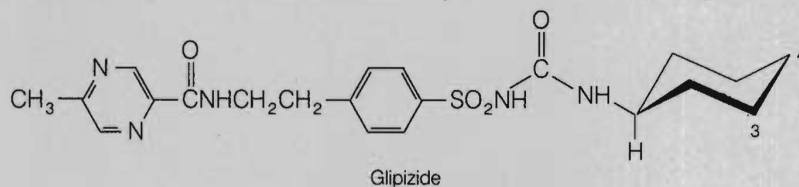
1. Hydroxylation of the α -carbon atom attached directly to the heteroatom (N, O, S). The resulting intermediate is often unstable and decomposes with the cleavage of the carbon-heteroatom bond:



Oxidative N-, O-, and S-dealkylation as well as oxidative deamination reactions fall under this mechanistic pathway.

2. Hydroxylation or oxidation of the heteroatom (N, S only, e.g., N-hydroxylation, N-oxide formation, sulfoxide, and sulfone formation).

Several structural features frequently determine which pathway will predominate, especially in carbon-nitrogen systems. Metabolism of some nitrogen-containing compounds is complicated by the fact that carbon- or nitrogen-



hydroxylated products may undergo secondary reactions to form other, more complex metabolic products (e.g., oxime, nitron, nitroso, imino). Other oxidative processes that do not fall under these two basic categories are discussed individually in the appropriate carbon-heteroatom section. The metabolism of carbon-nitrogen systems will be discussed first, followed by the metabolism of carbon-oxygen and carbon-sulfur systems.

OXIDATION INVOLVING CARBON-NITROGEN SYSTEMS

Metabolism of nitrogen functionalities (e.g., amines, amides) is important because such functional groups are found in many natural products (e.g., morphine, cocaine, nicotine) and in numerous important drugs (e.g., phenothiazines, antihistamines, tricyclic antidepressants, β -adrenergic agents, sympathomimetic phenylethylamines, benzodiazepines).¹⁵⁹ The following discussion divides nitrogen-containing compounds into three basic classes:

1. Aliphatic (primary, secondary, and tertiary) and alicyclic (secondary and tertiary) amines
2. Aromatic and heterocyclic nitrogen compounds
3. Amides

The susceptibility of each class of these nitrogen compounds to either α -carbon hydroxylation or N-oxidation and the metabolic products that are formed are discussed.

The hepatic enzymes responsible for carrying out α -carbon hydroxylation reactions are the cytochrome P-450 mixed-function oxidases. The N-hydroxylation or N-oxidation reactions, however, appear to be catalyzed not only by cytochrome P-450 but also by a second class of hepatic mixed-function oxidases called *amine oxidases* (sometimes called *N-oxidases*).¹⁶⁰ These enzymes are NADPH-dependent flavoproteins and do not contain cytochrome P-450.^{161, 162} They require NADPH and molecular oxygen to carry out N-oxidation.

Tertiary Aliphatic and Alicyclic Amines. The oxidative removal of alkyl groups (particularly methyl groups) from tertiary aliphatic and alicyclic amines is carried out by hepatic cytochrome P-450 mixed-function oxidase enzymes. This reaction is commonly referred to as *oxidative N-dealkylation*.¹⁶³ The initial step involves α -carbon hydroxylation to form a carbinolamine intermediate, which is unstable and undergoes spontaneous heterolytic cleavage of the C-N bond to give a secondary amine and a carbonyl moiety (alde-

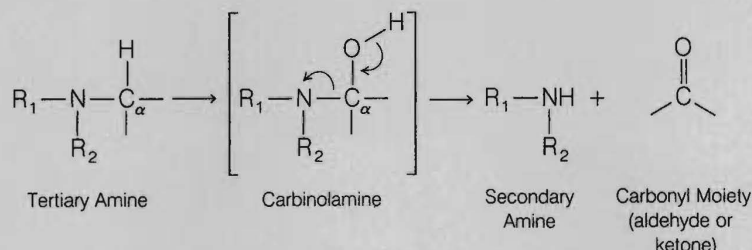
hyde or ketone).^{164, 165} In general, small alkyl groups, such as methyl, ethyl, and isopropyl, are removed rapidly.¹⁶³ N-dealkylation of the *t*-butyl group is not possible by the carbinolamine pathway because α -carbon hydroxylation cannot occur. The first alkyl group from a tertiary amine is removed more rapidly than the second alkyl group. In some instances, bisdealkylation of the tertiary aliphatic amine to the corresponding primary aliphatic amine occurs very slowly.¹⁶³ For example, the tertiary amine imipramine (Tofranil) is monodemethylated to desmethylimipramine (desipramine).^{166, 167} This major plasma metabolite is pharmacologically active in humans and contributes substantially to the antidepressant activity of the parent drug.¹⁶⁸ Very little of the bisdemethylated metabolite of imipramine is detected. In contrast, the local anesthetic and antiarrhythmic agent lidocaine is metabolized extensively by N-deethylation to both monoethylglycylxylidide and glycyl-2,6-xylidide in humans.^{169, 170}

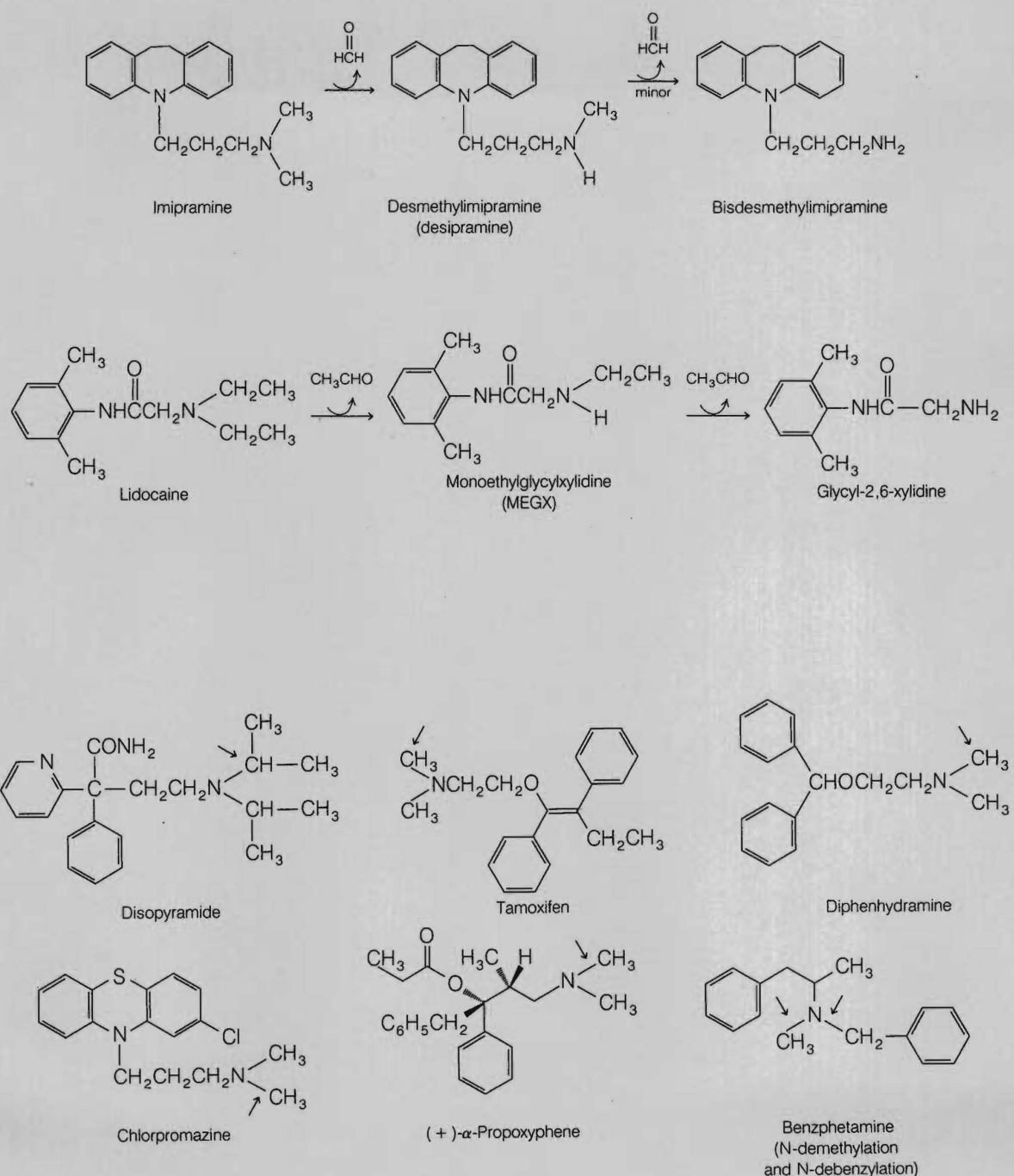
Numerous other tertiary aliphatic amine drugs are metabolized principally by oxidative N-dealkylation. Some of these include the antiarrhythmic disopyramide (Norpace),^{171, 172} the antiestrogenic agent tamoxifen (Nolvadex),¹⁷³ diphenhydramine (Benadryl),^{174, 175} chlorpromazine (Thorazine),^{176, 177} and (+)- α -propoxyphene (Darvon).¹⁷⁸ When the tertiary amine contains several different substituents capable of undergoing dealkylation, the smaller alkyl group is removed preferentially and more rapidly. For example, in benzphetamine (Didrex), the methyl group is removed much more rapidly than the benzyl moiety.¹⁷⁹

An interesting cyclization reaction occurs with methadone on N-demethylation. The demethylated metabolite normethadone undergoes spontaneous cyclization to form the enamine metabolite 2-ethylidene-1,5-dimethyl-3,3-diphenylpyrrolidine (EDDP).¹⁸⁰ Subsequent N-demethylation of EDDP and isomerization of the double bond leads to 2-ethyl-5-methyl-3,3-diphenyl-1-pyrroline (EMDP).

Many times, bisdealkylation of a tertiary amine leads to the corresponding primary aliphatic amine metabolite, which is susceptible to further oxidation. For example, the bisdemethyl metabolite of the H₁-histamine antagonist brompheniramine (Dimetane) undergoes oxidative deamination and further oxidation to the corresponding propionic acid metabolite.¹⁸¹ Oxidative deamination is discussed in greater detail when we examine the metabolic reactions of secondary and primary amines.

Like their aliphatic counterparts, alicyclic tertiary amines are susceptible to oxidative N-dealkylation reactions. For example, the analgesic meperidine (Demerol) is metabolized





principally by this pathway to yield normeperidine as a major plasma metabolite in humans.¹⁸² Morphine, *N*-ethylnormorphine, and dextromethorphan also undergo some *N*-dealkylation.¹⁸³

Direct *N*-dealkylation of *t*-butyl groups, as discussed above, is not possible by the α -carbon hydroxylation pathway. In vitro studies indicate, however, that *N*-*t*-butylnor-

chlorocyclizine, is, indeed, metabolized to significant amounts of norchlorocyclizine, whereby the *t*-butyl group is lost.¹⁸⁴ Careful studies showed that the *t*-butyl group is removed by initial hydroxylation of one of the methyl groups of the *t*-butyl moiety to the carbinol or alcohol product.¹⁸⁵ Further oxidation generates the corresponding carboxylic acid that, on decarboxylation, forms the *N*-isopropyl deriva-

Explore Litigation Insights

Docket Alarm provides insights to develop a more informed litigation strategy and the peace of mind of knowing you're on top of things.

Real-Time Litigation Alerts



Keep your litigation team up-to-date with **real-time alerts** and advanced team management tools built for the enterprise, all while greatly reducing PACER spend.

Our comprehensive service means we can handle Federal, State, and Administrative courts across the country.

Advanced Docket Research



With over 230 million records, Docket Alarm's cloud-native docket research platform finds what other services can't. Coverage includes Federal, State, plus PTAB, TTAB, ITC and NLRB decisions, all in one place.

Identify arguments that have been successful in the past with full text, pinpoint searching. Link to case law cited within any court document via Fastcase.

Analytics At Your Fingertips



Learn what happened the last time a particular judge, opposing counsel or company faced cases similar to yours.

Advanced out-of-the-box PTAB and TTAB analytics are always at your fingertips.

API

Docket Alarm offers a powerful API (application programming interface) to developers that want to integrate case filings into their apps.

LAW FIRMS

Build custom dashboards for your attorneys and clients with live data direct from the court.

Automate many repetitive legal tasks like conflict checks, document management, and marketing.

FINANCIAL INSTITUTIONS

Litigation and bankruptcy checks for companies and debtors.

E-DISCOVERY AND LEGAL VENDORS

Sync your system to PACER to automate legal marketing.