



**Integrated Phase III Clinical Trials of Low-Concentration, Modified Bromfenac Ophthalmic Solution Dosed Once Daily for Cataract Surgery**

**J.A. Gow,<sup>1</sup> D.F. Goldberg,<sup>2</sup> J.H. Peace,<sup>3</sup> T.R. Walters,<sup>4</sup> J.P. Gira,<sup>5</sup> S.M. Klier,<sup>1</sup> T.R. McNamara<sup>1</sup>  
for the Low Concentration Bromfenac Ophthalmic Solution Once Daily Study Group**

<sup>1</sup>Bausch & Lomb Inc., Irvine, CA; <sup>2</sup>Wolstan Eye Associates, Torrance, CA; <sup>3</sup>United Medical Research Institute, Inglewood, CA; <sup>4</sup>Texan Eye, Austin, TX; <sup>5</sup>Ophthalmology Consultants, Ltd, St. Louis, MO

Contact information:  
Tim McNamara, Pharm.D.  
Clinical Affairs  
Bausch & Lomb, Inc.  
50 Technology Drive  
Irvine, CA 92618  
Phone: (949) 758-5388  
Email: [tm.mcnamara@bausch.com](mailto:tm.mcnamara@bausch.com)

**Abstract**

**Purpose:** To evaluate the efficacy and safety of low-concentration, modified bromfenac solution dosed QD for cataract surgery.

**Methods:** Subjects received either bromfenac (n=222) or placebo (n=218) QD. Dosing began 1 day before cataract surgery and continued daily through post-surgery Day 14. Primary efficacy endpoint was no ocular inflammation by Day 15; secondary efficacy endpoint was no ocular pain at Day 1.

**Results:** Bromfenac was superior to placebo for primary and secondary efficacy endpoints (P<0.0001). Compared to placebo, bromfenac had a lower incidence of ocular adverse events (P=0.0001).

**Conclusions:** Low-concentration, modified bromfenac solution dosed QD is safe and effective to treat the inflammation and pain associated with cataract surgery.

**Introduction**

- Bromfenac is a non-steroidal anti-inflammatory drug (NSAID) with an extensive history of clinical efficacy; it acts by blocking prostaglandin synthesis by inhibiting cyclooxygenase 1 and 2 in the arachidonic acid pathway<sup>1</sup>
- The bromine moiety in bromfenac enhances lipophilicity and facilitates penetration throughout ocular tissues<sup>2,3</sup>
- Bronck® (bromfenac sodium ophthalmic solution) 0.1% was initially approved in Japan in July 2000 and was subsequently approved for the treatment of blepharitis, conjunctivitis, scleritis (including episcleritis) and post-operative inflammation<sup>4</sup>
- Xibrom™ (bromfenac ophthalmic solution) 0.09%, administered twice daily, was approved by the Food and Drug Administration (FDA) on March 24, 2005 for the treatment of patients with post-cataract ocular inflammation, and in January 2006 for the treatment of ocular pain following cataract surgery<sup>5</sup>
- Bromday™ (bromfenac ophthalmic solution) 0.09% administered once daily, was approved by the FDA on October 16, 2010 for the treatment of postoperative inflammation and reduction of ocular pain in patients who have undergone cataract extraction<sup>6</sup>
- Based on extensive post-marketing experience and data from clinical trials, bromfenac ophthalmic solution has demonstrated a favorable safety profile
- The modified formulation of bromfenac facilitates intraocular penetration, thereby allowing a lower medication load while maintaining clinical efficacy with once daily dosing

**Purpose:**

- To evaluate the efficacy and safety of low-concentration, modified bromfenac sodium ophthalmic solution dosed once daily for the treatment of ocular inflammation and ocular pain associated with cataract surgery in subjects who have undergone cataract extraction with posterior chamber intraocular lens implantation

**Methods**

**Study Design and Subjects**

- Phase 3, placebo-controlled, randomized, double-masked, multicenter study
- 440 subjects randomized (222 in the bromfenac group, 218 in the placebo group) at 39 clinical sites
- Eligible subjects were scheduled for a unilateral cataract surgery (phacoemulsification or extracapsular) with PCIOL implantation

**Screening Phase: Days -8 to -1**

- Subjects were assigned to receive either bromfenac sodium ophthalmic solution or placebo dosed QD
- Subjects must have met inclusion and exclusion criteria to be eligible for clinical trial
- Primary efficacy endpoint was clearance of ocular inflammation [Summed Ocular Inflammation Score (SOIS) = 0] by day 15
- Secondary efficacy endpoint was proportion of subjects pain-free at day 1

**Treatment Phase: Day -1 to Day 15**

- Subjects began dosing on Day -1 (~24 hours before surgery)
- Subjects returned to the office on Day 1 for evaluation of safety and efficacy
- Subjects returned to the office on Day 3±1 for evaluation of safety and efficacy
- Subjects returned to the office on Day 8±1 for evaluation of safety and efficacy
- Discontinued test agent on day 14 and subjects returned to the office on Day 15±1 for evaluation of safety and efficacy

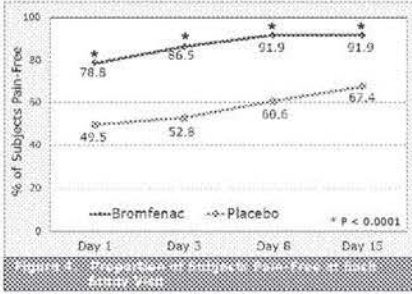
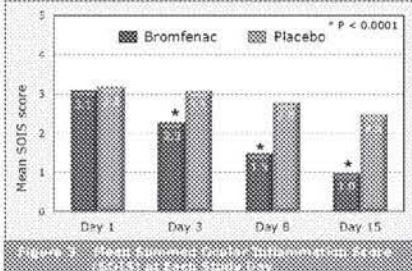
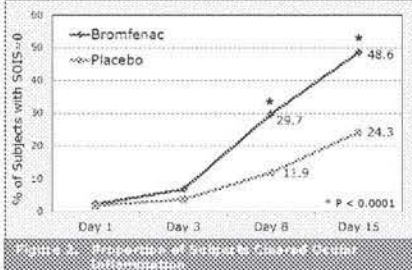
**Follow-up Phase: Day 22+3 or 7+3 Days After Final Dose**

- Subjects returned to the office on Day 22+3 or 7+3 days after discontinuation of test agent for termination evaluation

Figure 1. Application of Clinical Trial Procedures

Characteristic	Bromfenac (n=222)	Placebo (n=218)
Age (Years)		
Mean (SD)	68.4 (10.70)	68.5 (9.68)
Sex		
Female	141 (63.5%)	146 (67.0%)

**Results**



**Compliance and Early Discontinuation**

	Bromfenac	Placebo
<b>Percent Compliance</b>		
Mean	91.21%	75.98%
<b>Early Discontinuations</b>		
Subjects who discontinued test agent early	34 (15.3%)	96 (44.0%)
Due to lack of efficacy	7 (3.2%)	52 (23.9%)

1 % Compliance = 100 x number of doses received / 16

**Safety**

Adverse Event	Bromfenac (n = 212)	Placebo (n = 204)
Subjects reporting an AE affecting the study eye or both eyes	14 (6.6%)	43 (21.1%)
Eye Pain	6 (2.8%)	16 (7.8%)
Anterior chamber inflammation	5 (2.4%)	11 (5.4%)
Conjunctival hyperemia	2 (0.9%)	8 (3.9%)
Photophobia	1 (0.5%)	8 (3.9%)
Corneal edema	1 (0.5%)	5 (2.5%)
Lacrimation increased	1 (0.5%)	5 (2.5%)
Foreign body sensation	0	5 (2.5%)
Ocular hyperemia	0	4 (2.0%)

\* The incidence of CME/ME was 0.5% (1/212) in the bromfenac group compared with 2.0% (4/204) in the placebo group.

**Conclusion**

**Low-concentration, modified bromfenac solution dosed QD is safe and effective to treat the inflammation and pain associated with cataract surgery.**

**References:**

- Bromday™ [package insert]. Irvine, CA: ISTA Pharmaceuticals, Inc.; 2010.
- Brown HE, Taylor P. In: Hardman JG, Limbird LE, Molinoff PB, et al eds. Goodman and Gilman's The Pharmacological Basis of Therapeutics. 9th ed. New York: McGraw-Hill; 1996: 141-60.
- Ballivan GA, Paterson HA, Song OK, et al. J Ocular Pharmacol Therapeutics 2008;24:292-6.
- Hesterberg BA, Gayton JL, Chandler SP et al. Ophthalmology 2011; 118:2120-7.
- Dornierfeld ED, Donnerfeld A. Int Ophthalmol Clin. 2006;46:21-40.

Financial support: Bausch & Lomb Inc., Irvine, CA, USA  
Financial disclosures: J.A. Gow and T.R. McNamara are employees of Bausch & Lomb, Inc. S.M. Klier is a former employee of Bausch & Lomb, Inc. D.F. Goldberg, J.H. Peace, and J.P. Gira are consultants for Bausch & Lomb Inc.