



Organic Chemistry

SECOND EDITION

G. Marc Loudon

Purdue University



The Benjamin/Cummings Publishing Company, Inc.

Menlo Park, California • Reading, Massachusetts
Don Mills, Ontario • Wokingham, U.K. • Amsterdam • Sydney
Singapore • Tokyo • Madrid • Bogota • Santiago • San Juan

Sponsoring Editor: *Diane Bowen*
Production Supervisor: *Karen Gulliver*
Production and Art Coordination: *Pat Waldo and Deborah Gale/Partners in Publishing*
Copy Editor: *Carol S. Kinney*
Developmental Art Editor: *Audre Newman*
Text and Cover Designer: *Michael Rogondino*
Illustrators: *Linda Harris-Sweezy, J & R Technical Services, George Klatt, Linda McVay, Carol Verbeeck*
Proofreader: *Steve Sorensen*
Compositor: *York Graphic Services*

Library of Congress Cataloging-in-Publication Data

Loudon, G. Marc.
Organic chemistry.

Includes index.

1. Chemistry, Organic. I. Title.

QD251.2.L68 1988 547 87-29996
ISBN 0-8053-6643-1

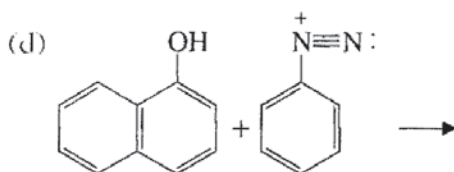
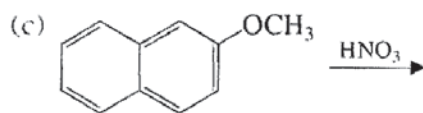
Permission for publication herein of Sadtler Standard Spectra® has been granted, and all rights are reserved, by Sadtler Research Laboratories, Division of Bio-Rad Laboratories, Inc.

Additional credits are listed starting on page C-1.

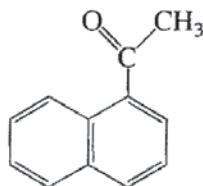
Copyright © 1988 by Benjamin/Cummings Publishing Company, Inc.
© 1984 by Addison-Wesley Publishing Company, Inc.
All rights reserved. No part of this publication may be reproduced, stored in a retrieval system, or transmitted, in any form or by any means, electronic, mechanical, photocopying, recording, or otherwise, without the prior written permission of the publisher. Printed in the United States of America. Published simultaneously in Canada.

ABCDEFGHIJ-VH-898

The Benjamin/Cummings Publishing Company, Inc.
2727 Sand Hill Road
Menlo Park, California 94025



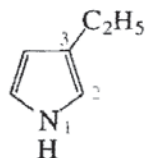
- 4 Propose a synthesis of the following compound from naphthalene. (The Friedel-Crafts reaction cannot be used because it gives a mixture of 1- and 2-acetylnaphthalene that is difficult to separate.)



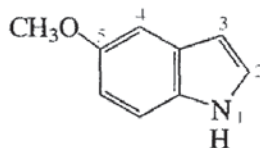
24.2 INTRODUCTION TO THE AROMATIC HETEROCYCLES

A. Nomenclature

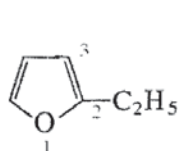
The names and structures of some common aromatic heterocyclic compounds are given in Fig. 24.1. This figure also shows how the rings are numbered in systematic nomenclature. In all but a few cases, a heteroatom is given the number 1. (Isoquinoline is an exception.) As we see in thiazole and oxazole, oxygen and sulfur are given a lower number than nitrogen when a choice exists. Substituent groups are given the lowest number consistent with this scheme.



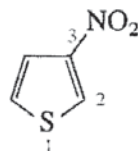
3-ethylpyrrole



5-methoxyindole



2-ethylfuran



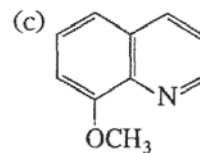
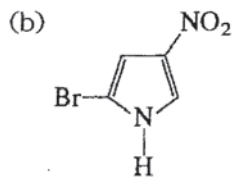
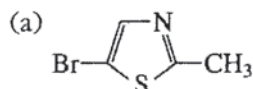
3-nitrothiophene

(These are the same rules used in numbering and naming saturated heterocyclic compounds; see Secs. 8.1C and 23.1B.)

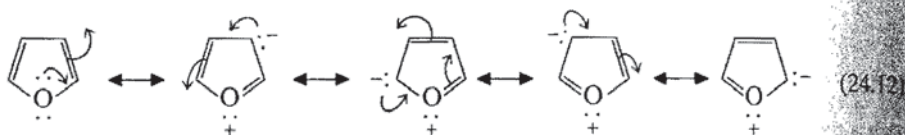
Problems

5 Draw the structure of (a) 4-(dimethylamino)pyridine; (b) 4-ethyl-2-nitroimidazole

6 Name the following compounds:

**B. Structure and Aromaticity**

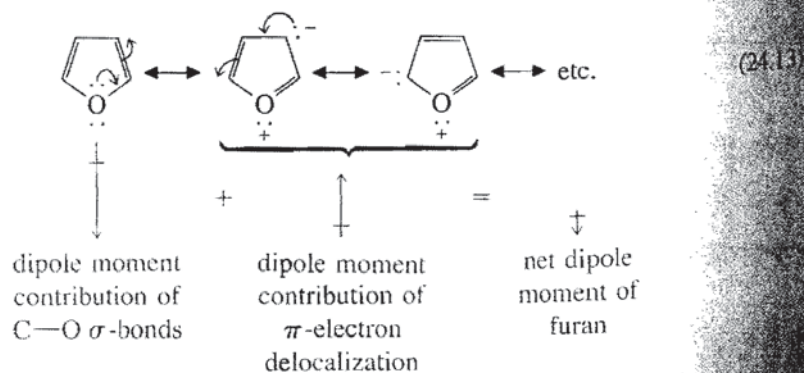
The aromatic heterocyclic compounds furan, thiophene, and pyrrole can be written as resonance hybrids, illustrated here for furan.



Since separation of charge is present in all but the first structure, the first structure is considerably more important than the others. Nevertheless, the importance of the other structures is evident if we compare the dipole moments of furan and tetrahydrofuran, a saturated heterocyclic ether.

	tetrahydrofuran	furan
dipole moment	1.7 D	0.7 D
boiling point	67°	31.4°

The dipole moment of tetrahydrofuran is attributable mostly to the bond dipoles of its polar C—O single bonds. That is, electrons in the σ -bonds are pulled toward the oxygen because of its electronegativity. This same effect is present in furan, but in addition there is a second effect: the resonance delocalization of the oxygen unshared electrons into the ring shown in Eq. 24.12. This tends to push electrons away from oxygen into the π -electron system of the ring.



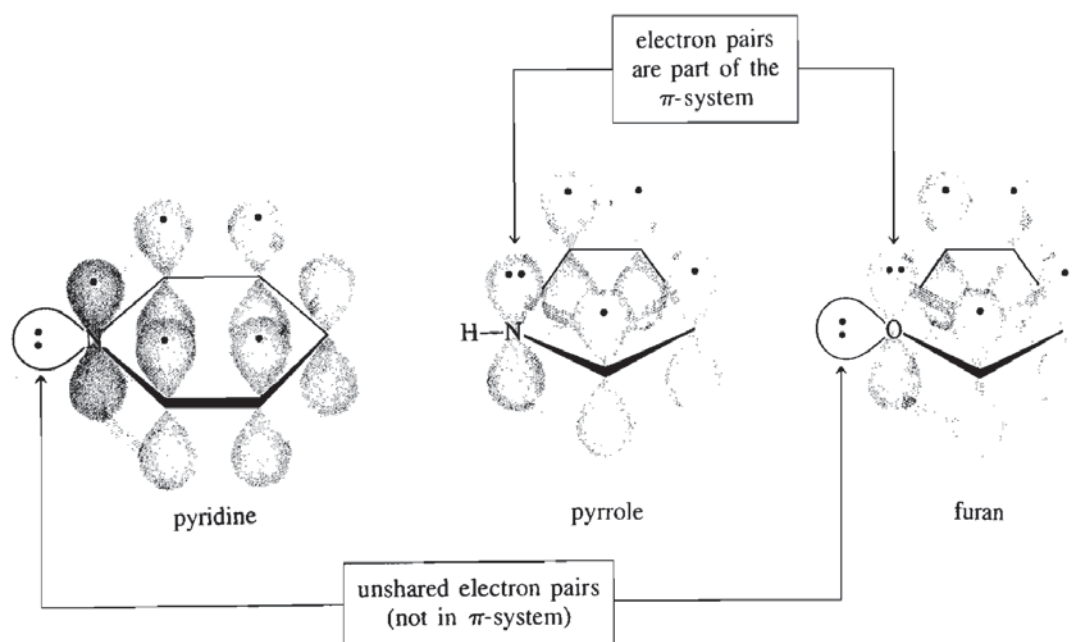
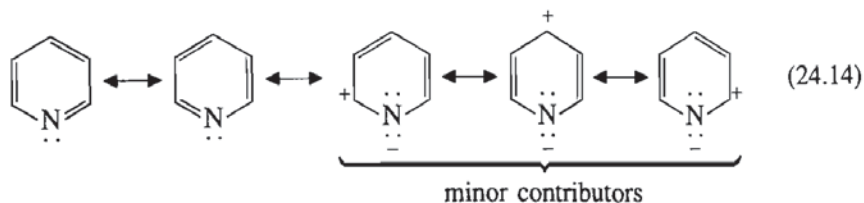


Figure 24.5 The configurations of the unshared electron pairs and π -electrons in pyridine, pyrrole, and furan. The orbitals in each $4n + 2$ -electron π -system are shown in grey; π -interactions are shown in color. Unshared electron pairs not in the π -system are shown in white.

Because these two effects in furan nearly cancel, furan has a very small dipole moment. We can see the effect of dipole moment on the relative boiling points of tetrahydrofuran and furan.

Pyridine, like benzene, can be represented by two equivalent neutral resonance structures. Three additional structures, although involving separation of charge, have some importance because they reflect the relative electronegativity of nitrogen.



The aromaticity of some heterocyclic compounds was considered in our discussion of the Hückel $4n + 2$ rule (Sec. 15.6D). It is important to understand which unshared electron pairs in a heterocyclic compound are part of the $4n + 2$ aromatic π -electron system, and which are not. Heteroatoms involved in formal double bonds—such as the nitrogen of pyridine—contribute one π -electron to the six π -electron aromatic system, just like each of the carbon atoms in the π -system. The orbital containing the unshared electron pair of the pyridine nitrogen is perpendicular to the p orbitals of the ring and is therefore not involved in π -bonding (Fig. 24.5a). An un-

Explore Litigation Insights

Docket Alarm provides insights to develop a more informed litigation strategy and the peace of mind of knowing you're on top of things.

Real-Time Litigation Alerts



Keep your litigation team up-to-date with **real-time alerts** and advanced team management tools built for the enterprise, all while greatly reducing PACER spend.

Our comprehensive service means we can handle Federal, State, and Administrative courts across the country.

Advanced Docket Research



With over 230 million records, Docket Alarm's cloud-native docket research platform finds what other services can't. Coverage includes Federal, State, plus PTAB, TTAB, ITC and NLRB decisions, all in one place.

Identify arguments that have been successful in the past with full text, pinpoint searching. Link to case law cited within any court document via Fastcase.

Analytics At Your Fingertips



Learn what happened the last time a particular judge, opposing counsel or company faced cases similar to yours.

Advanced out-of-the-box PTAB and TTAB analytics are always at your fingertips.

API

Docket Alarm offers a powerful API (application programming interface) to developers that want to integrate case filings into their apps.

LAW FIRMS

Build custom dashboards for your attorneys and clients with live data direct from the court.

Automate many repetitive legal tasks like conflict checks, document management, and marketing.

FINANCIAL INSTITUTIONS

Litigation and bankruptcy checks for companies and debtors.

E-DISCOVERY AND LEGAL VENDORS

Sync your system to PACER to automate legal marketing.