



CROSSLINGUAL, LLC
 3736 Fallon Road, Suite 226
 Dublin, CA 94568
 Tel: 206-851-7932
hr@clingual.com

AFFIDAVIT OF TRANSLATION

I, Alan F. Siegrist, of CROSSLINGUAL, LLC, hereby declare that:

1. I am fluent in Japanese and English.
2. I am an active member of the American Translators Association and a Certified Translator of Japanese to English.
3. The English translation attached to this declaration is an accurate and correct translation of the following document, attached hereto:

DRAFT Sawa Declaration_12.15.2015 Japanese

I declare that the foregoing is true and correct to the best of my knowledge.

Executed on December 16, 2015

Alan F. Siegrist, CT
 CROSSLINGUAL, LLC
 ATA Member No. 31889
 Certification #63788



Verify at www.ata.net.org/verify


A notary public or other officer completing this certificate verifies only the identity of the individual who signed the documents to which this certificate are attached, and not the truthfulness, accuracy, or validity of that document.

State of California, County of Contra Costa
 On December 16, 2015 before me, Jacqueline Wiler Boucher, notary public
 personally appeared Alan F. Siegrist who proved to me on the basis of satisfactory evidence to be the person whose name is subscribed to the within instrument and acknowledged to me that he executed the same in his authorized capacity, and that by his signature on the instrument the person, or the entity upon behalf of which the person acted, executed the instrument.

I certify under PENALTY OF PERJURY under the laws of the State of California that the foregoing paragraph is true and correct.

Witness my hand and official seal.

Signature Jacqueline Wiler Boucher (Seal)



UNITED STATES PATENT AND TRADEMARK OFFICE

BEFORE THE PATENT TRIAL AND APPEAL BOARD

INNOPHARMA LICENSING, INC., INNOPHARMA LICENSING LLC,
INNOPHARMA INC., INNOPHARMA LLC, MYLAN PHARMACEUTICALS
INC., and MYLAN INC.

Petitioner,

v.

SENJU PHARMACEUTICAL CO., LTD., BAUSCH & LOMB, INC., and
BAUSCH & LOMB PHARMA HOLDINGS CORP.

Patent Owner.

Cases IPR2015-00902 & IPR2015-00903

Patents 8,669,290 & 8,129,431

DECLARATION OF SHIROU SAWA

I, Shirou Sawa, under penalty of perjury, declare as follows:

I. INTRODUCTION

1. I am of legal age and otherwise competent to make this declaration.

2. I am the first named inventor on U.S. Patent Nos. 8,129,431

(“the ’431 patent”) and 8,669,290 (“the ’290 patent”). I have been asked to submit a declaration attesting to how the data provided below, including data disclosed in the specification of the ’431 patent and ’290 patent, were generated.

II. EDUCATION AND WORK EXPERIENCE

3. I graduated from the University of Tokushima, Tokushima, Japan in 1988, with a bachelor’s degree from the Department of Chemical Engineering, in the Faculty of Engineering. I received a master’s degree in engineering, with chemical engineering specialization, from the University of Tokushima, Tokushima, Japan in 1990.

4. I am currently employed by Senju Pharmaceutical, Co., Ltd. (“Senju”) and have been with Senju since 1990. I have worked at Senju as a researcher in the ophthalmic formulations area from 1990 to the present.

III. DATA, INCLUDING DATA IN THE ’431 AND ’290 PATENTS

5. I was involved in formulating and testing bromfenac sodium (sodium 2-amino-3-(4-bromobenzoyl)-phenylacetate) formulations, including the formulations of the Experimental Examples reported in the ’431 and ’290 patents.

As such, I have first-hand knowledge of how the formulations reported below were made and tested.

6. The laboratory notebooks in Appendices A, B and C describe the tested formulations and the experimental test results obtained with them.

A. Stability data, including data from Table 1 of the '431 and '290 patents

7. I prepared and tested the stability of the bromfenac sodium formulations disclosed in Table 1 of the '431 and '290 patents. The table below contains bromfenac sodium formulations from Table 1 of the patents, as well as additional formulations with varying amounts of tyloxapol. (Appendix A.) As the table indicates, formulations A-20, A-21 and A-27 correspond to Comparison Examples 1, A-02 and A-03, respectively, from Table 1 of the '431 and '290 patents.

8. As reflected in the laboratory notebook of Appendix A, the stability of these bromfenac sodium formulations was tested after adjusting the pH of the formulations to 7. Using these formulations, accelerated stability tests were conducted for various lengths of time and elevated temperatures, including for four weeks at 60 °C. The percent of bromfenac sodium remaining was measured using a High Performance Liquid Chromatography (“HPLC”) method under the following conditions:

- Ultraviolet absorbance spectroscopy at 266 nm;

- Column: Capcelpak column;
- Column temperature: 25 °C;
- Mobile phase: 1.98 g of ammonium dihydrogen phosphate was dissolved in 750 mL of water, the pH was adjusted to 7.3 by adding phosphoric acid, and 250 mL of acetonitrile was added;
- Flow rate: Adjusted so that the elution time of bromfenac sodium becomes 18 minutes; and
- Injection volume of sample: 10 µL

9. The percent of bromfenac sodium remaining in each formulation after four weeks at 60 °C is tabulated below. The percent of bromfenac sodium remaining was adjusted to take into account the amount of water evaporation from the formulation.

Formulation code	A-20	A-21	A-27	A-28	A-29
Designated code in Table 1 of the '431 and '290 patents	Comparison Example 1	A-02	A-03	N/A	N/A
Bromfenac sodium hydrate ¹	0.1 g	0.1 g	0.1 g	0.1 g	0.1 g
Boric acid	1.5 g	1.5 g	1.6 g	1.6 g	1.6 g
Benzalkonium chloride	0.005 g	0.005 g	0.005 g	0.005 g	0.005 g
Polysorbate 80	0.17 g	-	-	-	-
Tyloxapol	-	0.15 g	0.02 g	0.05 g	0.1 g
Sodium hydroxide	q.s.	q.s.	q.s.	q.s.	q.s.
Distilled water	q.s.	q.s.	q.s.	q.s.	q.s.
Total amount	100 mL	100 mL	100 mL	100 mL	100 mL
pH	7	7	7	7	7
60 °C - 4 weeks	51.27%	73.81%	89.64%	85.96%	82.01%

B. Stability data, including data disclosed in Table 2 of the '431 and '290 patents

10. I prepared and tested the stability of the following bromfenac sodium formulations, including those disclosed in Table 2 of the '431 and '290 patents. As indicated in the following table, formulations A-01, A-02 and A-03 correspond to formulations A-04, A-05 and A-06, respectively, from Table 2 of the '431 and '290 patents. Stability tests on these formulations were carried out for various lengths of time and elevated temperatures, including four weeks and 60 °C, adjusted to a pH of about 8.15, as indicated. The percent of bromfenac sodium remaining in each formulation after four weeks at 60 °C was measured using the

¹ In the appended laboratory notebooks, I used the shorthand “bromfenac sodium” to refer to “bromfenac sodium hydrate.”

HPLC method described above, which was adjusted to take into account the amount of water evaporation. The data are tabulated below. (Appendix C.)

Formulation code	A-01	A-02	A-03
Designated code in Table 2 of the '431 and '290 patents	A-04	A-05	A-06
Bromfenac sodium hydrate	0.1 g	0.1 g	0.1 g
Boric acid	1.1 g	1.1 g	1.1 g
Borax	1.1 g	1.1 g	1.1 g
Benzalkonium chloride	0.005 g	0.005 g	0.005 g
Tyloxapol	0.02 g	0.05 g	0.03 g
Polyvinylpyrrolidone	2.0 g	2.0 g	2.0 g
Disodium edetate	0.02 g	0.02 g	0.02 g
Sodium hydroxide	q.s	q.s	q.s.
Distilled water	q.s.	q.s.	q.s.
Total amount	100 mL	100 mL	100 mL
pH	8.15	8.15	8.15
60 °C - 4 weeks	92.57%	90.93%	91.97%

C. Stability data for bromfenac sodium formulations containing polysorbate 80 and bromfenac sodium formulations containing tyloxapol

11. I prepared and tested the following bromfenac sodium formulations, containing the components and amounts as indicated below. Stability tests on these formulations, adjusted to a pH of about 8.2 to 8.3, were carried out for various lengths of time and elevated temperatures, including for four weeks and 60 °C, as indicated. The percent of bromfenac sodium remaining in each formulation after four weeks at 60 °C was measured using the HPLC method

described above, which was adjusted to take into account the amount of water evaporation. The data are tabulated below. (Appendix C.)

Formulation code	BF (PE)² (Bronuck)	A-01 (PE)	A-03 (PE)
Bromfenac sodium hydrate	0.1 g	0.1 g	0.1 g
Boric acid	1.1 g	1.1 g	1.1 g
Borax	1.1 g	1.1 g	1.1 g
Benzalkonium chloride	0.005 g	0.005 g	0.005 g
Polysorbate 80	0.15 g	-	-
Tyloxapol	-	0.02 g	0.03 g
Polyvinylpyrrolidone	2.0 g	2.0 g	2.0 g
Disodium edetate	0.02 g	0.02 g	0.02 g
Sodium sulfite	0.2 g	-	-
Sodium hydroxide	q.s	q.s	q.s.
Distilled water	q.s.	q.s.	q.s.
Total amount	100 mL	100 mL	100 mL
pH	8.20	8.20	8.27
60 °C - 4 weeks	91.45%	93.61%	95.07%

D. Preservative efficacy of bromfenac sodium formulations

12. I was involved with testing the preservative efficacy of bromfenac sodium formulations as part of projects P2002B116 and P2002B131 at Senju. I formulated a bromfenac sodium formulation containing polysorbate 80 (identical to Bronuck) and bromfenac sodium formulations containing tyloxapol as shown in the following table. (Appendices B & C.) Formulations A-01 and A-02 in this table are the bromfenac sodium formulations containing tyloxapol and correspond

² “PE” in these designations signifies that the stability test was conducted using polyethylene containers.

to formulations A-04 and A-05, respectively, from Tables 2, 3-1 and 3-2 of the '431 and '290 patents:

Formulation Code	Bronuck	A-01	A-02
Designated code in Tables 2, 3-1 and 3-2 of the '431 and '290 patents	N/A	A-04 & Table 3-1	A-05 & Table 3-2
Bromfenac sodium hydrate	0.1 g	0.1 g	0.1 g
Boric acid	1.1 g	1.1 g	1.1 g
Borax	1.1 g	1.1 g	1.1 g
Benzalkonium chloride	0.005 g	0.005 g	0.005 g
Polysorbate 80	0.15 g	-	-
Tyloxapol	-	0.02 g	0.05 g
Polyvinylpyrrolidone	2.0 g	2.0 g	2.0 g
Disodium edetate	0.02 g	0.02 g	0.02 g
Sodium sulfite	0.2 g	-	-
Sodium hydroxide	q.s.	q.s.	q.s.
Distilled water	q.s.	q.s.	q.s.
Total Amount	100 mL ³	100 mL	100 mL
pH	8.3	8.19	8.20

13. The preservative efficacy of the bromfenac sodium formulation containing polysorbate 80 (identical to Bronuck) was tested as part of project P2002B116 at Senju. (Appendix B.) The preservative efficacy of the two bromfenac sodium formulations containing tyloxapol (formulations A-04 and A-05 from Tables 2, 3-1 and 3-2 of the '431 and '290 patents) was tested as part of project P2002B131 at Senju. (Appendix C.) The preservative efficacy tests were

³ In Appendix B, the concentration of each component is disclosed as amount of component per 1 mL of the formulation. The value is converted to the amount of each component per 100 mL of the formulation.

conducted at Senju using the European Pharmacopoeia (“EP”) standards, and I reviewed the results obtained from this testing. (Appendices B & C.)

14. According to the EP standards, the tested formulations were distributed in sterilized test tubes with stoppers. For inoculation of the organisms, suspensions containing 10^8 colony forming units (“CFU”)/mL were prepared for each bacterial species, and suspensions containing 10^7 CFU/mL were prepared for each fungal species. Each test formulation was inoculated in a separate test tube with a final concentration of 10^6 CFU/mL of bacteria and 10^5 CFU/mL of fungi. The test tubes were stored at 20 to 25 °C after inoculation. Samples were taken from each test tube after 6 hours, 24 hours, 1 week, 2 weeks, 3 weeks and 4 weeks. From each sample, 0.5 mL of the sample was diluted with 4.5 mL of sterilized isotonic sodium chloride solution. Ten-fold dilution was performed 1 to 3 times, and 1 mL of the diluted solution was placed onto a plate, and 15 to 20 mL of a culture medium was added to each plate. With respect to bacteria cultures, soybean-casein digest agar medium (SCD agar medium) containing inactivators (0.1% lecithin, 0.7% polysorbate 80) was used. With respect to fungi cultures, sabouraud’s glucose medium containing inactivators (0.1% lecithin, 0.7% polysorbate 80) was used. Cultures were kept under the following conditions, and the number of microorganisms was counted.

Microorganism		Culture Condition
Bacteria	<i>Staphylococcus aureus</i> ATCC 6538	30–35 °C
	<i>Escherichia coli</i> ATCC 8739	
	<i>Pseudomonas aeruginosa</i> ATCC 9027	
Fungi	<i>Candida albicans</i> ATCC 10231	20–25 °C
	<i>Aspergillus niger</i> ATCC 16404	

15. The results obtained from these preservative efficacy tests are as follows (Appendices B & C):

Bronuck	Cell count (CFU/mL)						
	Inoculum Count	6 hours after inoculation	24 hours after inoculation	7 days after inoculation	14 days after inoculation	21 days after inoculation	28 days after inoculation
<i>S. aureus</i>	4.3×10^6	4.0×10^6	3.1×10^6	7.0×10^5	0	0	0
<i>E. coli</i>	6.9×10^6	2.5×10^3	0	0	0	0	0
<i>P. aeruginosa</i>	1.1×10^7	0	0	0	0	0	0
<i>C. albicans</i>	3.2×10^5	-	-	4.7×10^3	0	0	0
<i>A. niger</i>	1.1×10^5	-	-	6.0×10^3	3.0×10^3	0	0

Table 3-1	Cell count (CFU/mL)						
A-01 (A-04 in specification)	Inoculum Count	6 hours after inoculation	24 hours after inoculation	7 days after inoculation	14 days after inoculation	21 days after inoculation	28 days after inoculation
<i>S. aureus</i>	2.1 x 10 ⁶	3.0 x 10 ¹	0	0	0	0	0
<i>E. coli</i>	6.5 x 10 ⁶	0	0	0	0	0	0
<i>P. aeruginosa</i>	5.8 x 10 ⁶	0	0	0	0	0	0
<i>C. albicans</i>	3.2 x 10 ⁵	-	-	0	0	0	0
<i>A. niger</i>	1.8 x 10 ⁵	-	-	0	0	0	0

Table 3-2	Cell count (CFU/mL)						
A-02 (A-04 in specification)	Inoculum Count	6 hours after inoculation	24 hours after inoculation	7 days after inoculation	14 days after inoculation	21 days after inoculation	28 days after inoculation
<i>S. aureus</i>	2.1 x 10 ⁶	1.7 x 10 ⁵	2.0 x 10 ¹	0	0	0	0
<i>E. coli</i>	6.5 x 10 ⁶	0	0	0	0	0	0
<i>P. aeruginosa</i>	5.8 x 10 ⁶	0	0	0	0	0	0
<i>C. albicans</i>	3.2 x 10 ⁵	-	-	0	0	0	0
<i>A. niger</i>	1.8 x 10 ⁵	-	-	0	0	0	0

16. The EP-A and EP-B standards used to compare the obtained results, at the time of testing, are the following:

European Pharmacopoeia Standards		
A standard	Viable cell counts of bacteria (<i>S. aureus</i> , <i>E. coli</i> & <i>P. aeruginosa</i>) 6 hours, 24 hours and 28 days after inoculation decrease to not more than 1/100, not more than 1/1000, and undetectable respectively.	Viable cell counts of fungi (<i>C. albicans</i> & <i>A. niger</i>) 7 days after inoculation decreases to not more than 1/100, and the cell count levels off or decreases thereafter.
B standard	Viable cell counts of bacteria (<i>S. aureus</i> , <i>E. coli</i> & <i>P. aeruginosa</i>) 24 hours and 7 days after inoculation decrease to not more than 1/10 and not more than 1/1000, and the cell count levels off or decreases thereafter.	Viable cell counts of fungi (<i>C. albicans</i> & <i>A. niger</i>) 14 days after inoculation decreases to not more than 1/10, and the cell count levels off or decreases thereafter.

17. Based on the EP-A and EP-B standards, the bromfenac sodium formulation containing polysorbate 80 did not pass either EP standard. The bromfenac sodium formulation containing tyloxapol and designated A-01 (corresponding to A-04 from the '431 and '290 patents) passed both standards. The bromfenac sodium formulation containing tyloxapol and designated A-02 (corresponding to A-05 from the '431 and '290 patents) passed the EP-B standard but not the EP-A standard.

E. The data in the specification and data disclosed in this declaration

18. Based on my involvement with the formulations of Tables 1, 2 and 3 of the '431 and '290 patents, I have personal knowledge about how the test data

disclosed in the '431 and '290 patents were generated. Based on my involvement with the remaining formulations and test data (beyond those disclosed in Tables 1, 2 and 3 of the '431 and '290 patents) provided in this declaration, including in Appendices A, B and C, I have personal knowledge about how such information was generated.

19. I hereby declare under penalty of perjury under the laws of the United States of America that the foregoing is true and correct, and that all statements made of my own knowledge are true and that all statements made on information and belief are believed to be true.

Date: 12/16/'15

Shirou Sawa [signature]
Shirou Sawa

米国特許庁

特許庁審判部

INNOPHARMA LICENSING, INC., INNOPHARMA LICENSING LLC,
INNOPHARMA INC., INNOPHARMA LLC, MYLAN PHARMACEUTICALS
INC., 及び
MYLAN INC.
請求人

v.

千寿製薬株式会社, BAUSCH & LOMB, INC., 及び
BAUSCH & LOMB PHARMA HOLDINGS CORP.
特許権者

事件 IPR2015-00902 & IPR2015-00903
特許 8,669,290 & 8,129,431

澤嗣郎の宣言書

1

私、澤嗣郎は、偽証罪の制裁の下に、以下のとおり宣言いたします。

I. 序文

1. 私は、成人しており、他にもこの宣言書を作成する能力に欠けることはありません。

2. 私は、米国特許番号 8,129,431 (「431 号特許」) 及び 8,669,290 (「290 号特許」)の筆頭発明者です。私は、431 号特許及び 290 号特許の明細書に記載されているデータを含む下記のデータがどのようにして生成されたかを証言する宣言書を提出するように依頼されました。

II. 経歴及び資格

3. 私は、日本国徳島県に所在する徳島大学を 1988 年に工学部化学工学科を卒業しました。私は、工学修士号化学工学専攻を日本国徳島県に所在する徳島大学から 1990 年に取得しました。

4. 私は、現在、千寿製薬株式会社(「千寿」)に雇用されており、1990 年から千寿に勤務しています。私は、千寿にて 1990 年から現在まで眼科用製剤に関わる研究者として働いています。

III. 431 号及び 290 号特許のデータを含むデータ

5. 私は、431 号及び 290 号特許に報告されたブロムフェナクナトリウム (2-アミノ-3-(4-ブロモベンゾイル)フェニル酢酸ナトリウム)の製剤の、処方の実験

例を含めた製剤化及び試験に関わりました。そのため、私は、下記に報告された製剤がどのようにして作られ、試験されたかの直接的な知識を持っています。

6. 添付書類 A、B 及び C の実験ノートが、試験された製剤及びそれによって得られた試験結果を記載しています。

A. 431 号及び 290 号特許の第 1 表のデータを含む安定性データ

7. 私は、431 号及び 290 号特許の第 1 表に開示されたブロムフェナクナトリウム製剤の準備し、安定性を試験しました。下記の表は、特許の第 1 表のブロムフェナクナトリウム製剤だけでなく、他に異なった量のチロキサポールを含む製剤を含んでいます(添付書類 A)。表が示すように、製剤 A-20、A-21 及び A-27 は 431 号及び 290 号特許の第 1 表の比較例 1、A-02 及び A-03 にそれぞれ対応しています。

8. 添付書類 A の実験ノートに反映されているように、これらブロムフェナクナトリウム製剤の安定性は製剤を pH7 に調整した後試験されました。これら製剤を使い、60°C で四週間実施されたものを含む、様々な時間、温度上昇下での、加速安定性試験を実施した。残存ブロムフェナクナトリウムのパーセントは、下記の条件下に、高性能液体クロマトグラフィー(「HPLC」)法を用いて測定されました。

- 紫外吸光分光光度計で波長 266 nm

- カラム: Capcelpak カラム
- カラム温度: 25 °C
- 移動相: リン酸2水素アンモニウム 1.98 gを 水 750 mLに溶解し、pHをリン酸を加えて 7.3 に調整した後、250 mLのアセトニトリルを加えた
- 流速: ブロムフェナクナトリウムの溶出時間が 18 分となるように調整
- 試料の注入量: 10 μ L

9. 各ブロムフェナクナトリウム製剤の 60°Cで四週間後に残っているブロムフェナクナトリウムのパーセントを下記表に記しました。この残存ブロムフェナクナトリウムのパーセントは水分蒸発量を補正したものであります。:

製剤コード	A-20	A-21	A-27	A-28	A-29
431号及び290号特許の第1表に表記のコード	比較例1	A-02	A-03	無	無
ブロムフェナクナトリウム水和物 ¹	0.1 g	0.1 g	0.1 g	0.1 g	0.1 g
ホウ酸	1.5 g	1.5 g	1.6 g	1.6 g	1.6 g
塩化ベンザルコニウム	0.005 g	0.005 g	0.005 g	0.005 g	0.005 g
ポリソルベート80	0.17 g	-	-	-	-
チロキサポール	-	0.15 g	0.02 g	0.05 g	0.1 g
水酸化ナトリウム	適量	適量	適量	適量	適量
蒸留水	適量	適量	適量	適量	適量
全量	100 mL	100 mL	100 mL	100 mL	100 mL
pH	7	7	7	7	7
60℃ - 4週	51.27%	73.81%	89.64%	85.96%	82.01%

B. 431号及び290号特許の第2表に開示されたデータを含む安定性データ

10. 私は、431号及び290号特許及び第2表に開示されたものを含む、下記のブロムフェナクナトリウム製剤を準備し、安定性を試験しました。下記表が示すように、製剤 A-01、A-02 及び A-03 は 431号及び290号特許の第2表の A-04、A-05 及び A-06 にそれぞれ対応しています。これらの製剤の安定性試験は、記載のとおり、おおよそ pH 8.15 に調整し、60℃ 四週間実施されたものを含む、様々な時間、温度上昇下で行われました。60℃ で四週間実施後各

¹ 添付されている実験ノートには、私は「ブロムフェナクナトリウム水和物」のことを「ブロムフェナクナトリウム」と省略表現を用いた。

製剤に残っているブロムフェナクナトリウムのパーセントは、上記 HPLC 法を用いて測定され、水分蒸発量を補正しました。データを下記表に記しました。(添付書類 C。)

製剤コード	A-01	A-02	A-03
431 号及び 290 号特許の第 2 表に表記のコード	A-04	A-05	A-06
ブロムフェナクナトリウム水和物	0.1 g	0.1 g	0.1 g
ホウ酸	1.1 g	1.1 g	1.1 g
ホウ砂	1.1 g	1.1 g	1.1 g
塩化ベンザルコニウム	0.005 g	0.005 g	0.005 g
チロキサポール	0.02 g	0.05 g	0.03 g
ポリビニルピロリドン	2.0 g	2.0 g	2.0 g
エデト酸ナトリウム	0.02 g	0.02 g	0.02 g
水酸化ナトリウム	適量	適量	適量
蒸留水	適量	適量	適量
全量	100 mL	100 mL	100 mL
pH	8.15	8.15	8.15
60 °C - 4 週	92.57%	90.93%	91.97%

C. ポリソルベート 80 を含むブロムフェナクナトリウム製剤及びチロキサポールを含むブロムフェナクナトリウム製剤の安定性データ

11. 私は、下記のとおり組成物、量を含む、以下のブロムフェナクナトリウム製剤を準備し、試験しました。これらのおおよそ pH 8.2 から 8.3 付近に調整した製剤の安定性試験は、記載のとおり、60 °C 四週間を含む、様々な時間、温度上昇下で行われました。60 °C で四週間実施後各製剤に残っているブロム

フェナクナトリウムのパーセントは、上記 HPLC 法を用いて測定され、水分蒸発量を補正しました。データを下記表に記しました。(添付書類 C。)

製剤コード	BF (PE) ² (プロナック)	A-01 (PE)	A-03 (PE)
ブロムフェナクナトリウム水和物	0.1 g	0.1 g	0.1 g
ホウ酸	1.1 g	1.1 g	1.1 g
ホウ砂	1.1 g	1.1 g	1.1 g
塩化ベンザルコニウム	0.005 g	0.005 g	0.005 g
ポリソルベート 80	0.15 g	-	-
チロキサポール	-	0.02 g	0.03 g
ポリビニルピロリドン	2.0 g	2.0 g	2.0 g
エデト酸ナトリウム	0.02 g	0.02 g	0.02 g
亜硫酸ナトリウム	0.2 g	-	-
水酸化ナトリウム	適量	適量	適量
蒸留水	適量	適量	適量
全量	100 mL	100 mL	100 mL
pH	8.20	8.20	8.27
60 °C - 4 週	91.45%	93.61%	95.07%

D. ブロムフェナクナトリウム製剤の保存効力

12. 私は千寿で、プロジェクト P2002B116 及び P2002B131 の一環としてブロムフェナクナトリウム製剤の保存効力の試験に関わりました。私は、ポリソルベート 80 を含むブロムフェナクナトリウム製剤(プロナックと同等)及びチロキサポールを含むブロムフェナクナトリウム製剤を下記表に示されたように製剤化

² これら表記「PE」は安定性試験がポリエチレン容器を使って行われたことを意味します。

しました。(添付書類 B 及び C。)この表の製剤 A-01 及び A-02 は、チロキサポールを含むブロムフェナクナトリウム製剤であり、431 号及び 290 号特許第 2 表、3-1 と 3-2 表の A-04 及び A-05 にそれぞれ対応しています。

製剤コード	プロナック	A-01	A-02
431 号及び 290 号特許の第 2、3-1 と 3-2 表に表記のコード	無	A-04 & 第 3-1 表	A-05 & 第 3-2 表
ブロムフェナクナトリウム水和物	0.1 g	0.1 g	0.1 g
ホウ酸	1.1 g	1.1 g	1.1 g
ホウ砂	1.1 g	1.1 g	1.1 g
塩化ベンザルコニウム	0.005 g	0.005 g	0.005 g
ポリソルベート 80	0.15 g	-	-
チロキサポール		0.02 g	0.05 g
ポリビニルピロリドン	2.0 g	2.0 g	2.0 g
エデト酸ナトリウム	0.02 g	0.02 g	0.02 g
亜硫酸ナトリウム	0.2 g	-	-
水酸化ナトリウム	適量	適量	適量
蒸留水	適量	適量	適量
全量	100 mL ³	100 mL	100 mL
pH	8.3	8.19	8.20

13. 試験コード P2002B116 の実験の一環でポリソルベート 80 を含むブロムフェナクナトリウム製剤(プロナックと同等)の保存効力の試験が干寿で実施されました。(添付書類 B。)私は、試験コード P2002B131 の実験の一環でチロ

³ 添付書類 B では、各組成物の濃度を製剤 1 ミリリットルあたりの組成物の量で表記しています。この値を製剤 100 ミリリットルあたりの組成物の量に変換しています。

キサポールを含む2つのブロムフェナクナトリウム製剤(431号及び290号特許の第2表、第3-1表と第3-2表の製剤A-04とA-05)の保存効力の試験実施を行わせました。(添付書類C。)これらの製剤の保存効力試験は、ヨーロッパ薬局方(「EP」)の基準を使用して千寿で行われ、私は、この試験から得られた結果を検討しました。(添付書類B及びC。)

14. EPの基準によると、試験される製剤はストッパーのついた滅菌された試験管に分注されます。微生物の接種にあたり、各細菌種は 10^8 コロニー形成単位(CFU)/mLの懸濁液、各真菌種は 10^7 CFU/mLの懸濁液が準備されました。各製剤を別々の試験管に、最終濃度が細菌は 10^6 CFU/mL、真菌は 10^5 CFU/mLとなるよう、それぞれ接種されました。接種後、試験管は20から25°Cで保存されました。各試験管から、6時間、24時間、1週間、2週間、3週間及び4週間後にサンプルが採取されました。各サンプルから0.5mLのサンプルが4.5mLの滅菌生理食塩液で希釈されました。10倍希釈が1から3回行われ、そして希釈溶液1mLがプレートに置かれました、更に15から20mLの培地が各プレートに加えられました。細菌培養に関しては、不活化剤(0.1%レシチン、0.7%ポリソルベート80)を含むソイビーン・カゼイン・ダイジェスト寒天培地(SCD寒天培地)が使用されました。真菌培養に関しては、不活化剤(0.1%レ

シチン、0.7%ポリソルベート 80)を含むサブローブドウ糖培地が使用されました。

培地は下記条件で保管されました、そして微生物の数が数えられました。

微生物		培養条件
細菌	<i>Staphylococcus aureus</i> ATCC 6538	30 - 35 °C
	<i>Escherichia coli</i> ATCC 8739	
	<i>Pseudomonas aeruginosa</i> ATCC 9027	
真菌	<i>Candida albicans</i> ATCC 10231	20 - 25 °C
	<i>Aspergillus niger</i> ATCC 16404	

15. これらの保存効力試験から得られた結果は下記のとおりです (添付

書類 B 及び C):

プロナック	細胞数 (CFU/mL)						
	接種数	接種 6 時間後	接種 24 時間後	接種 7 日後	接種 14 日後	接種 21 日後	接種 28 日後
<i>S. aureus</i>	4.3 x 10 ⁶	4.0 x 10 ⁶	3.1 x 10 ⁶	7.0 x 10 ⁵	0	0	0
<i>E. coli</i>	6.9 x 10 ⁶	2.5 x 10 ³	0	0	0	0	0
<i>P. aeruginosa</i>	1.1 x 10 ⁷	0	0	0	0	0	0
<i>C. albicans</i>	3.2 x 10 ⁵	-	-	4.7 x 10 ³	0	0	0
<i>A. niger</i>	1.1 x 10 ⁵	-	-	6.0 x 10 ³	3.0 x 10 ³	0	0

表 3-1	細胞数 (CFU/mL)						
A-01 (明細書で A-04)	接種数	接種 6 時間後	接種 24 時間後	接種 7 日後	接種 14 日後	接種 21 日後	接種 28 日後
<i>S. aureus</i>	2.1 x 10 ⁶	3.0 x 10 ¹	0	0	0	0	0
<i>E. coli</i>	6.5 x 10 ⁶	0	0	0	0	0	0
<i>P. aeruginosa</i>	5.8 x 10 ⁶	0	0	0	0	0	0
<i>C. albicans</i>	3.2 x 10 ⁵	-	-	0	0	0	0
<i>A. niger</i>	1.8 x 10 ⁵	-	-	0	0	0	0

表 3-2	細胞数 (CFU/mL)						
A-02 (明細書で A-04)	接種数	接種 6 時間後	接種 24 時間後	接種 7 日後	接種 14 日後	接種 21 日後	接種 28 日後
<i>S. aureus</i>	2.1 x 10 ⁶	1.7 x 10 ⁵	2.0 x 10 ¹	0	0	0	0
<i>E. coli</i>	6.5 x 10 ⁶	0	0	0	0	0	0
<i>P. aeruginosa</i>	5.8 x 10 ⁶	0	0	0	0	0	0
<i>C. albicans</i>	3.2 x 10 ⁵	-	-	0	0	0	0
<i>A. niger</i>	1.8 x 10 ⁵	-	-	0	0	0	0

16. 得られた結果を比較するために当時用いられた EP -A 及び EP- B 基準は以下のとおりでした。

ヨーロッパ薬局方基準		
基準 A	細菌(<i>S. aureus</i> , <i>E. coli</i> & <i>P. aeruginosa</i>)の生菌数が接種から6時間、24時間、及び28日後にそれぞれ1/100以下、1/1000以下、または検出不可能まで減少。	真菌(<i>C. albicans</i> & <i>A. niger</i>)の生菌数が接種から7日後、1/100以下に減少し、かつ、以後菌数が安定あるいは減少。
基準 B	細菌(<i>S. aureus</i> , <i>E. coli</i> & <i>P. aeruginosa</i>)の生菌数が接種から24時間、7日後にそれぞれ1/10以下、または1/1000以下に減少、かつ、以後菌数が安定あるいは減少。	真菌(<i>C. albicans</i> & <i>A. niger</i>)の生菌数が接種から14日後に1/10以下に減少し、かつ、以後菌数が安定あるいは減少。

17. EP-A 及び EP-B 基準に基づく、ポリソルベート 80 を含むブロムフェナクナトリウム製剤はどちらの EP 基準にも適合しませんでした。チロキサポールを含むブロムフェナクナトリウム製剤即ち A-01 と表記された製剤 (431 号及び 290 号特許の A-04 に該当) は両基準に適合しました。チロキサポールを含むブロムフェナクナトリウム製剤即ち A-02 と表記された製剤 (431 号及び 290 号特許の A-05 に該当) は EP-B 基準に適合しましたが、EP-A 基準に適合しませんでした。

E. 明細書のデータ及び本宣言書に開示されたデータ

18. 431号及び290号特許の第1、第2及び第3表の製剤への私の関与に基づき、私は、特許に記載された試験データがどのようにして生成されたかについて個人的な知識を有しています。添付書類A、B及びCを含めた本宣言書に示された製剤や試験データ(431号及び290号特許の第1、第2、及び第3表に記載されている製剤のみならず)への私の関与に基づき、私は、どのようにしてそのような情報が生成されたかの個人的な知識を有しています。

19. 私は、ここに、アメリカ合衆国の偽証罪の制裁の下に、上に述べたことが真実で正確であり、私自身の知識に基づきなされた供述は全て真実であり、情報と信念に基づきなされた供述は全て真実であると信じられることを宣言します。

日付: 15.12.16

澤 嗣郎
澤 嗣郎

APPENDIX A

CERTIFICATION OF TRANSLATION

The undersigned, Ryan Malcho, whose address is 2192 Queen St. E., No. 64, declares and states as follows:
Toronto, Canada

I am well acquainted with the English and Japanese languages; I have in the past translated numerous Japanese documents of legal and/or technical content into English.

I have been requested to translate into English the attached Japanese documents titled:

- **Exhibit A_P2000B177 data relied on.pdf**
- **Exhibit B_P2002B116 data relied on.pdf**
- **Exhibit C_P2002B131 data relied on.pdf**


To copies of these Japanese documents I therefore attach the English translations and my Certification of Translation.

I hereby certify that the English translations of the attached documents titled

- **Exhibit A_P2000B177 data relied on.pdf**
- **Exhibit B_P2002B116 data relied on.pdf**
- **Exhibit C_P2002B131 data relied on.pdf**

are, to the best of my knowledge and ability, accurate translations.

And I declare further that all statements made herein of my own knowledge are true, that all statements made on information and belief are believed to be true, and that false statements and the like are punishable by fine and imprisonment, or both, under Section 1001 of Title 18 of the United States Code.


Ryan Malcho

Nov 16, 2015
Date

Test Protocol

Name of test: Study of the Formulation of Bronuck Ophthalmic Solution at pH 7

Test code: P2000B177

Test system: None

Development code: AHR10282B

Test start date: 7 December 2000

Scheduled start date of test operations: 7 December 2000

Scheduled end date of test operations: 15 March 2000 [sic]

Scheduled test end date: 30 March 2001

Test facility: Kobe Creative Center, Senju Pharmaceutical Co., Ltd.

1-5-4 Murotani, Nishi-ku, Kobe-shi

(Division of work duties)

Study director: Shirou Sawa

Study personnel:

Test substance: Bromfenac sodium

Purpose: Bromfenac sodium is less soluble and unstable in the low pH range, so the pH (midpoint of the standard) of Bronuck Ophthalmic Solution is set to 8.3. The pH of tears is generally said to be around 7 to 7.4, and since the pH of Bronuck Ophthalmic Solution is believed to be near the upper limit used in ophthalmic solutions, a formulation at a lower pH is desired. Bromfenac sodium has an acetic acid group in its molecules, so its solubility increases at a pH of 6.5 and higher. Since the dissolution of Bronuck Ophthalmic Solution mostly occurs in association with the acetic acid group, control of the acetic acid group for solubilization and stabilization is believed to be important. Although the addition of counterions to control the acetic acid group has been considered, bromfenac sodium forms insoluble complexes due to the addition of quaternary ammonium salt and becomes cloudy. Thus, the purpose of this test is to use water-soluble aminosugars to study the solubilization and stabilization of bromfenac sodium, even if complexes are formed.

Test method:

1) Solubilization study

Add an excessive amount of bromfenac sodium to acetic acid (pH 3~6), phosphoric acid (pH 5~7), or boric acid (pH 7~9) buffer solution, add 0.1 to 1.0% of N-methylglucamine or glucosamine hydrochloride, and adjust the pH with hydrochloric acid. Filter this solution, and measure the concentration of bromfenac sodium in the filtrate by HPLC.

2) Stabilization study

Add N-methylglucamine or glucosamine hydrochloride to the following bromfenac sodium ophthalmic solutions, and adjust the pH to 7. In experiment 1), the N-methylglucamine or glucosamine hydrochloride has a pH of 6.5 and an amount in which 0.1% bromfenac sodium is dissolved. Fill this solution into colorless polypropylene containers, and store at 70°C, 60°C, and 40°C at 75% RH and at 25°C at 60% RH. Perform tests on the bromfenac sodium content, pH, external appearance, and foreign insoluble matter of the solution over time. Also, freeze and thaw the solution 10 times, and observe its external appearance and foreign insoluble matter.

	Rp-01	Rp-02	Rp-03	Rp-04
Bromfenac sodium	0.1g	0.1g	0.1g	0.1g
Boric acid	1.1g	—	1.1g	—
Borax	1.1g	—	1.1g	—
Sodium chloride	—	0.85g	—	0.85g
Sodium dihydrogen phosphate crystals	—	0.1g	—	0.1g
Polysorbate 80	0.15g	0.15g	0.15g	0.15g
Polysorbate 80	0.005g	0.005g	0.005g	0.005g
Benzalkonium chloride	—	—	2.0g	2.0g
Polyvinylpyrrolidone	—	—	0.2g	0.2g
Sodium bisulfite	—	—	0.02g	0.02g
Sodium edetate	q.s.	q.s.	q.s.	q.s.
N-methylglucamine	q.s.	q.s.	q.s.	q.s.
Glucosamine hydrochloride	q.s.	q.s.	q.s.	q.s.
Hydrochloric acid	q.s.	q.s.	q.s.	q.s.
Purified water				
Total amount	100mL	100mL	100mL	100mL
pH	7.0	7.0	7.0	7.0

3) HPLC conditions

Detector: Ultraviolet absorption photometer (wavelength: 266nm)

Column: Capcelpak AG-120

Column temperature: A constant temperature around 25°C

Mobile phase: Dissolve 1.98g of ammonium dihydrogen phosphate into 750mL of water, add phosphoric acid to adjust the pH to 7.3, and then mix in 250mL of acetonitrile.

Flow rate: Adjust so that the elution time of bromfenac sodium is about 18 minutes.

Sample injection amount: 10µL

Signature of study director

7 December 2000

Shirou Sawa [seal]

Signature of application development GM

8 December 2000

Akira Ohtori [seal]

	ID	Chromato No	Peak Area	Conc. (mg/mL)	Remaining (%)	Water Collec(%)	Initial	present	
STD	1	S2-01	2326333						
STD	2	S2-22	2321811						
STD	mean		2324072	1.0005					
A-26	60°C-2W	S2-02	2032330	0.8749	87.46	83.94	4.02	8.4304	8.2383
A-27	60°C-2W	S2-03	2214721	0.9534	96.62	93.03	3.72	8.4298	8.2521
A-28	60°C-2W	S2-04	2158136	0.9282	93.58	90.24	3.55	8.5538	8.3800
A-29	60°C-2W	S2-05	2217340	0.9546	92.39	89.22	3.43	8.5249	8.3580
A-30	60°C-2W	S2-06	2142178	0.9222	90.88	87.84	3.34	8.5115	8.3490
A-31	60°C-2W	S2-07	2041719	0.8789	86.55	83.53	3.49	8.5492	8.3785
A-32	60°C-2W	S2-08	1930369	0.8310	78.98	72.11	8.70	8.4060	8.2309
A-33	60°C-2W	S2-09	2070437	0.8913	88.93	85.67	3.67	8.4759	8.2989
A-34	60°C-2W	S2-10	2010017	0.8653	86.25	82.90	3.88	8.4139	8.2293
A-35	60°C-2W	S2-11	1990944	0.8571	84.79	81.68	3.67	8.5592	8.3792
A-26	50°C-4W	S2-12	1918766	0.8260	82.57	80.04	3.06	8.4391	8.2927
A-27	50°C-4W	S2-13	2178249	0.9369	94.94	91.62	3.50	8.4117	8.2453
A-28	50°C-4W	S2-14	2105338	0.9063	91.35	88.33	3.31	8.5416	8.3799
A-29	50°C-4W	S2-15	2137432	0.9202	89.06	86.05	3.38	8.4606	8.2981
A-30	50°C-4W	S2-16	2043998	0.8799	86.72	83.74	3.44	8.4297	8.2654
A-31	50°C-4W	S2-17	1933544	0.8324	81.97	79.44	3.09	8.5642	8.4126
A-32	50°C-4W	S2-18	1692208	0.7285	69.24	66.88	3.41	8.3947	8.2328
A-33	50°C-4W	S2-19	1942783	0.8364	83.45	80.85	3.12	8.4713	8.3210
A-34	50°C-4W	S2-20	1922369	0.8276	82.50	79.96	3.08	8.4168	8.2699
A-35	50°C-4W	S2-21	1927309	0.8297	82.08	79.45	3.20	8.5846	8.4266

*Re-edited in order to document the data necessary for calculation.
 Shirou Sawa, 6 May 2005*

Test Record B (other) Form 7 (1 January 2000)

Test substance	AHR10282B		Test code	P2000B177		Test date	02 April 2001	
Test item						Tester	Shirou Sawa	
Lot No. 01K131								
STD AHR10282B 0.02001g + MP → 20mL					2-APR-2001		10:24:01	
Above solution 2mL + MP → 20mL					001:		+ 0.02001 g	
					Turbidity	Foreign insoluble matter	Color	
A26	60°C-2W	7.05	8.4304	8.2383	+	±	Dark yellow	
A27		7.10	8.4298	8.2521	±	+ (r)	Yellow	
A28		7.08	8.5538	8.3800	+	+ (r)	↓	
A29		7.06	8.5249	8.3580	+	+ (r)	↓	
A30		7.09	8.5115	8.3490	+	+ (r)	↓	
A31		7.07	8.5492	8.3785	+	+ (r)	↓	
A32		7.09	8.4060	8.2309	+	++ (r)	Dark yellow	
A33		7.07	8.4759	8.2989	+	+ (r)	↓	
A34		7.11	8.4139	8.2292	+	+ (r)	↓	
A35		7.08	8.5592	8.3792	+	+ (r)	↓	
A26	50°C-4W	7.06	8.4391	8.2927	+	±	↓	
A27		7.11	8.4117	8.2453	+	++ (r)	Yellow	
A28		7.10	8.5416	8.3799	+	+ (r)	↓	
A29		7.08	8.4606	8.2981	+	+ (r)	↓	
A30		7.09	8.4297	8.2654	+	+ (r)	↓	
A31		7.06	8.5642	8.4126	+	+ (r)	↓	
A32		7.10	8.3947	8.2328	++	++ (r)	Dark yellow	
A33		7.11	8.4713	8.3210	+	+	Yellow	
A34		7.12	8.4168	8.2699	+	++ (r)	Dark yellow	
A35		7.14	8.5846	8.4266	+	+ (r)	Dark yellow	

4/02 17:49
NO. 92 PH 7.05
24.1°C

4/02 17:51
NO. 93 PH 7.10
24.2°C

4/02 17:53
NO. 94 PH 7.08
24.3°C

4/02 17:55
NO. 95 PH 7.26
24.1°C

4/02 17:58
NO. 96 PH 7.03
24.1°C

4/02 17:59
NO. 97 PH 7.07
24.0°C

~~4/02 18:00
NO. 98 PH 7.07
23.9°C~~

4/02 18:01
NO. 99 PH 7.09
23.9°C

4/02 18:02
NO. 1 PH 7.07
23.9°C

4/02 18:04
NO. 2 PH 7.11
23.9°C

4/02 18:06
NO. 3 PH 7.09
23.6°C

4/02 18:07
NO. 4 PH 7.06
23.9°C

4/02 18:12
NO. 5 PH 7.11
24.2°C

4/02 18:14
NO. 6 PH 7.18
23.9°C

4/02 18:15
NO. 7 PH 7.08
23.8°C

4/02 18:16
NO. 8 PH 7.09
23.6°C

4/02 18:17
NO. 9 PH 7.06
23.6°C

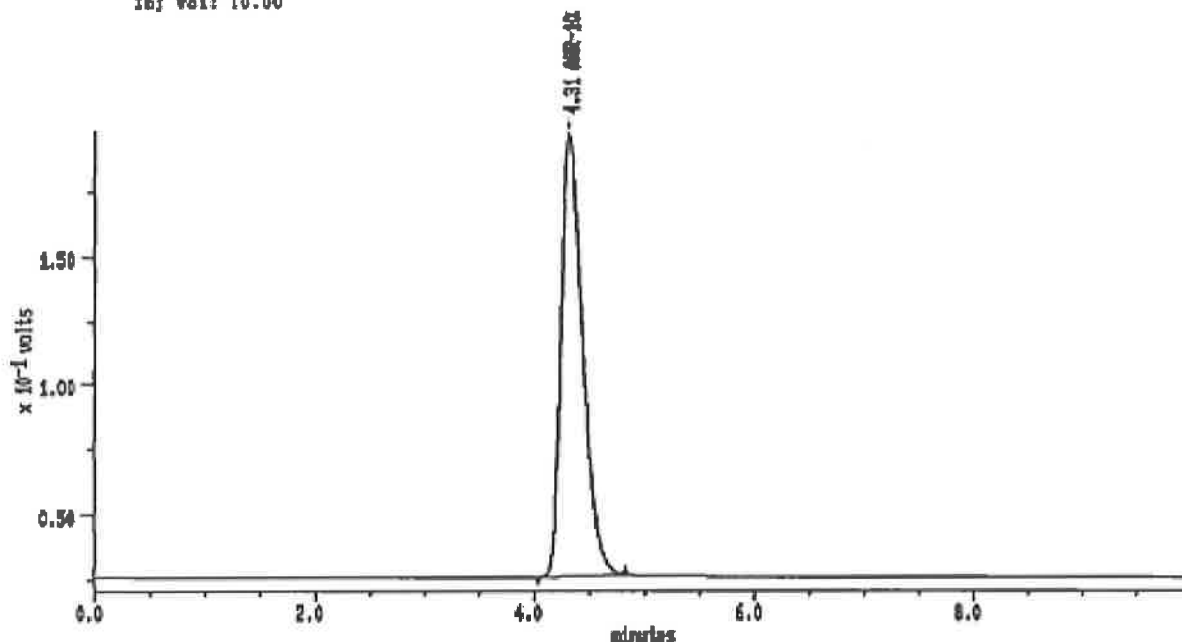
4/02 18:19
NO. 10 PH 7.10
23.7°C

4/02 18:21
NO. 11 PH 7.12
23.7°C

4/02 18:23
NO. 12 PH 7.11
23.7°C

4/02 18:26
NO. 13 PH 7.14
24.2°C

Sample: STD1 Channel: detector 1 Filename: S2-01 Chart Speed: Full Size
 Acquired: 02-APR-101 20:31 Method: B:VAHRV1K13V00-20 Operator: S.S
 Inj Vol: 10.00



MAXIMA (c) 1990 Dynamic Solutions, Division of Millipore

MAXIMA 825 Custom Report

Printed: 2-APR-2001 20:41:47

SAMPLE: STD1

#1 in Method: **AHR-10282B**

Acquired: 2-APR-2001 20:31

Rate: 2.0 points/sec

Duration: 10.000 minutes

Operator: S.S

Type: UNKN

Instrument: Instrument 1

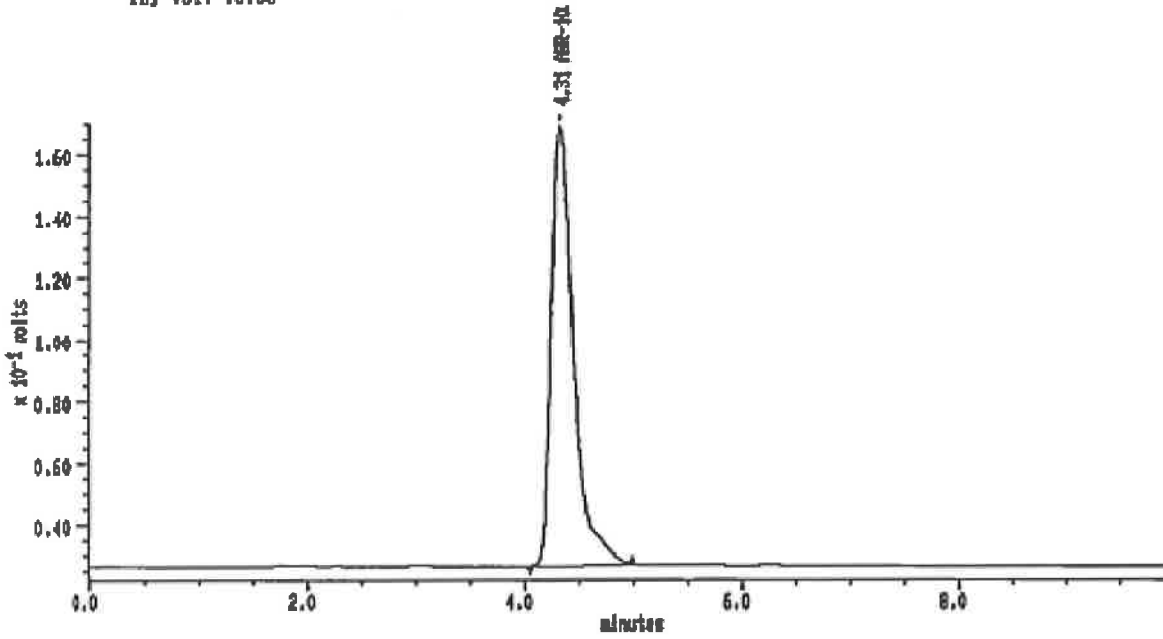
Filename: S2-01

Index: 20

Injection Volume: 10.0

DETECTOR: detector 1

PK#	Retention Time (minutes)	Type	Peak Area	Peak Height	Area Percent	Component Name
1	4.308	00	2320333	170545	100.00	AHR-10282B
TOTAL			2320333	170545		



MAXIMA (c)1990 Dynamic Solutions, Division of Millipore

MAXIMA 825 Custom Report

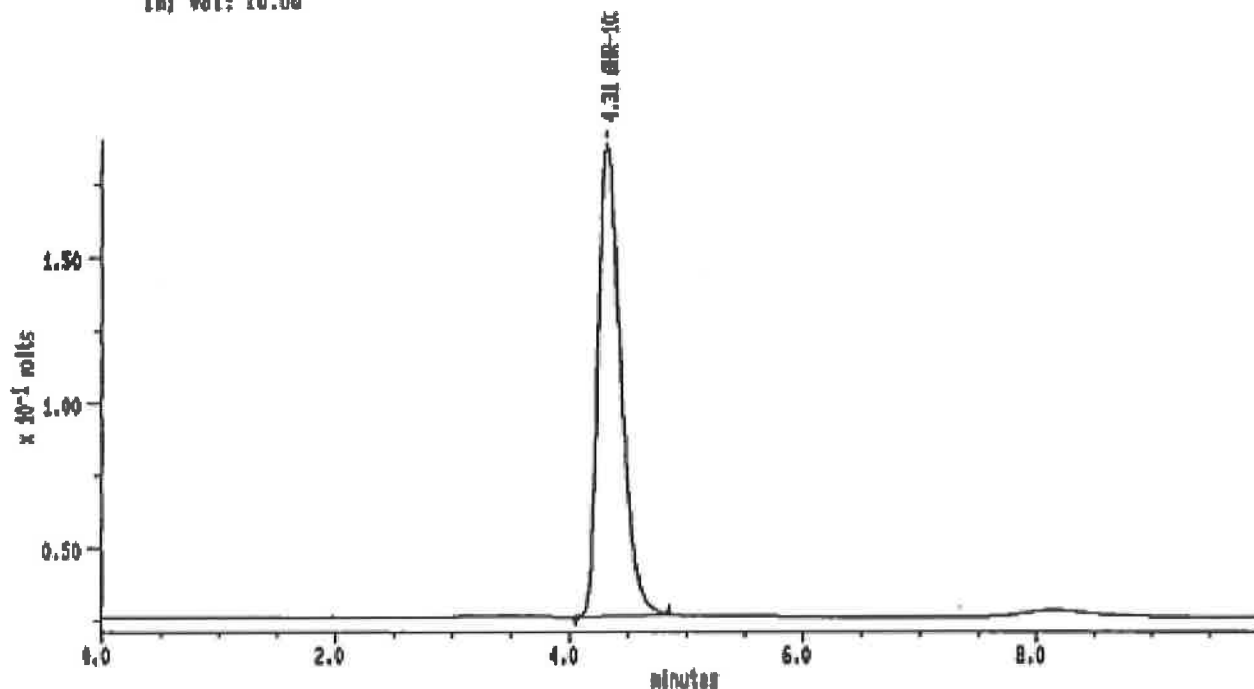
Printed: 2-APR-2001 20:53:06

SAMPLE: A26 60°C-2W #2 in Method: AHR-10282B Acquired: 2-APR-2001 20:42 Rate: 2.0 points/sec Duration: 10.000 minutes Operator: S.S	Type: UNKN Instrument: Instrument 1 Filename: S2-02 Index: 27 Injection Volume: 10.0
---	--

DETECTOR: detector 1

PK#	Retention Time (minutes)	Type	Peak Area	Peak Height	Area Percent	Component Name
1	4.308	BB	2032330	142218	100.00	AHR-10282B
TOTAL			2032330	142218		

Sample: A27 80°C-2W Channel: detector 1 Filename: 52-03 Chart Speed: Full Size
 Acquired: 02-APR-10 20:53 Method: B:TAHRVIX13V00-27 Operator: S.S
 Inj Vol: 10.00



MAXIMA (c)1990 Dynamic Solutions, Division of Millipore

MAXIMA 825 Custom Report

Printed: 2-APR-2001 21:04:18

SAMPLE: A27 80°C-2W

#3 In Method: AHR-10282B

Acquired: 2-APR-2001 20:53

Rate: 2.0 points/sec

Duration: 10.000 minutes

Operator: S.S

Type: UHPLC

Instrument: Instrument 1

Filename: 52-03

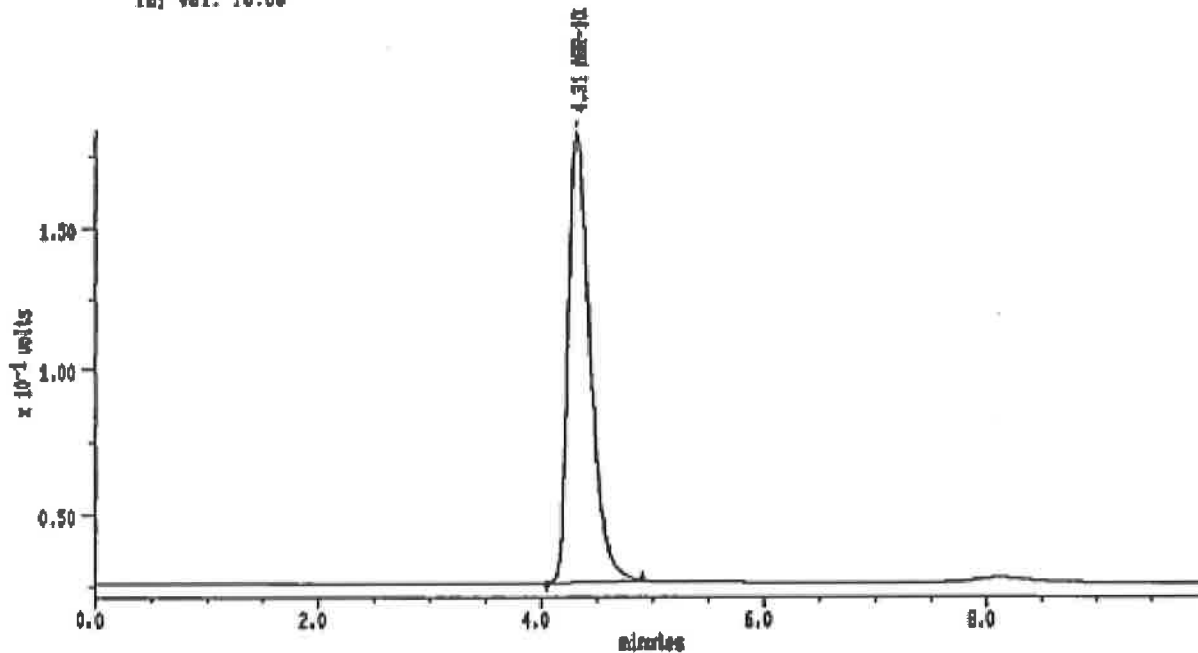
Index: 28

Injection Volume: 10.0

DETECTOR: detector 1

PK#	Retention Time (minutes)	Type	Peak Area	Peak Height	Area Percent	Component Name
1	4.308	BB	2214721	101810	100.00	AHR-10282B
TOTAL			2214721	101810		

Sample: A28 80°C-29 Channel: detector 1 Filename: 52-04 Chart Speed: Full Size
 Acquired: 02-APR-2001 21:05 Method: B:VMSRV1K13Y80-29 Operator: S.S
 Inj Vol: 10.00



MAXIMA (c) 1990 Dynamic Solutions, Division of Millipore

MAXIMA 825 Custom Report

Printed: 2-APR-2001 21:15:38

SAMPLE: A28 80°C-29

#1 In Method: AHR-10282B

Acquired: 2-APR-2001 21:05

Rate: 2.0 points/sec

Duration: 10.000 minutes

Operator: S.S

Type: UNKNOWN

Instrument: Instrument 1

Filename: 52-04

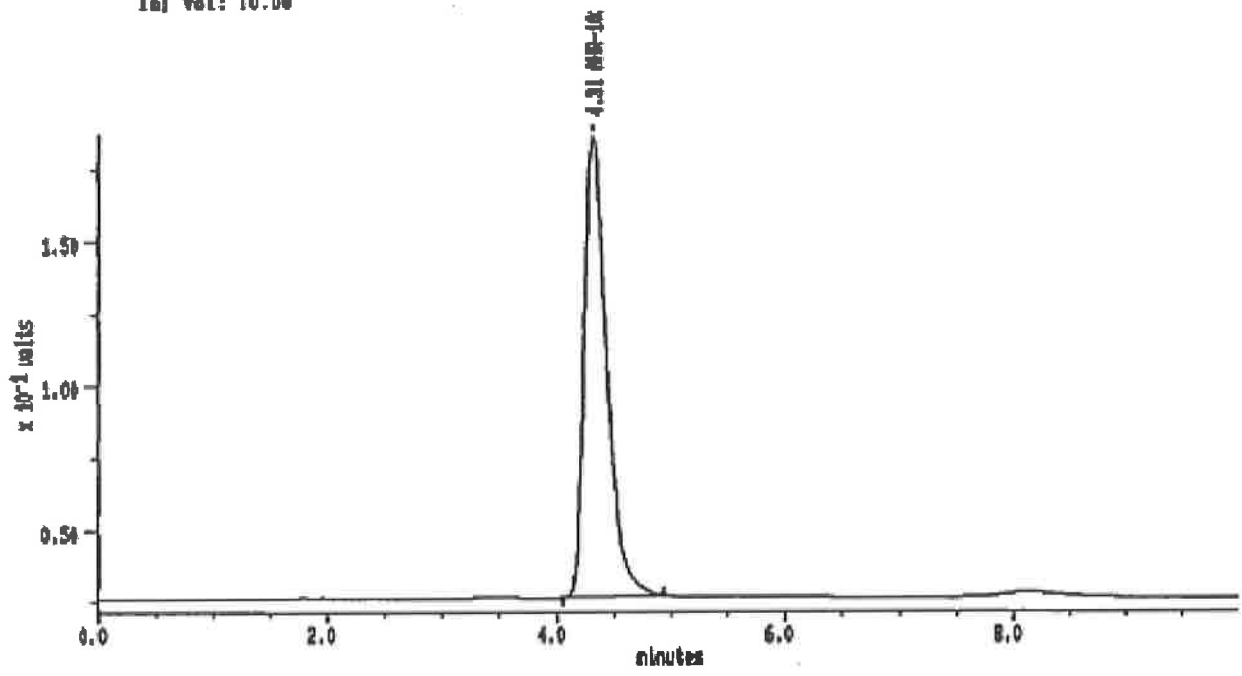
Index: 29

Injection Volume: 10.0

DETECTOR: detector 1

PK#	Retention Time (minutes)	Type	Peak Area	Peak Height	Area Percent	Component Name
1	4.308	BB	2168136	188277	100.00	AHR-10282B
TOTAL			2168136	188277		

Sample: A20 60°C-2V Channel: detector 1 Filename: S2-05 Chart Speed: Full Size
 Acquired: 02-APR-101 21:18 Method: E:VARIYIKI:3T80-2W Operator: S.S
 Inj Vol: 10.00



MAXIMA Int 1990 Dynamic Solutions, Division of Millipore

MAXIMA 825 Custom Report

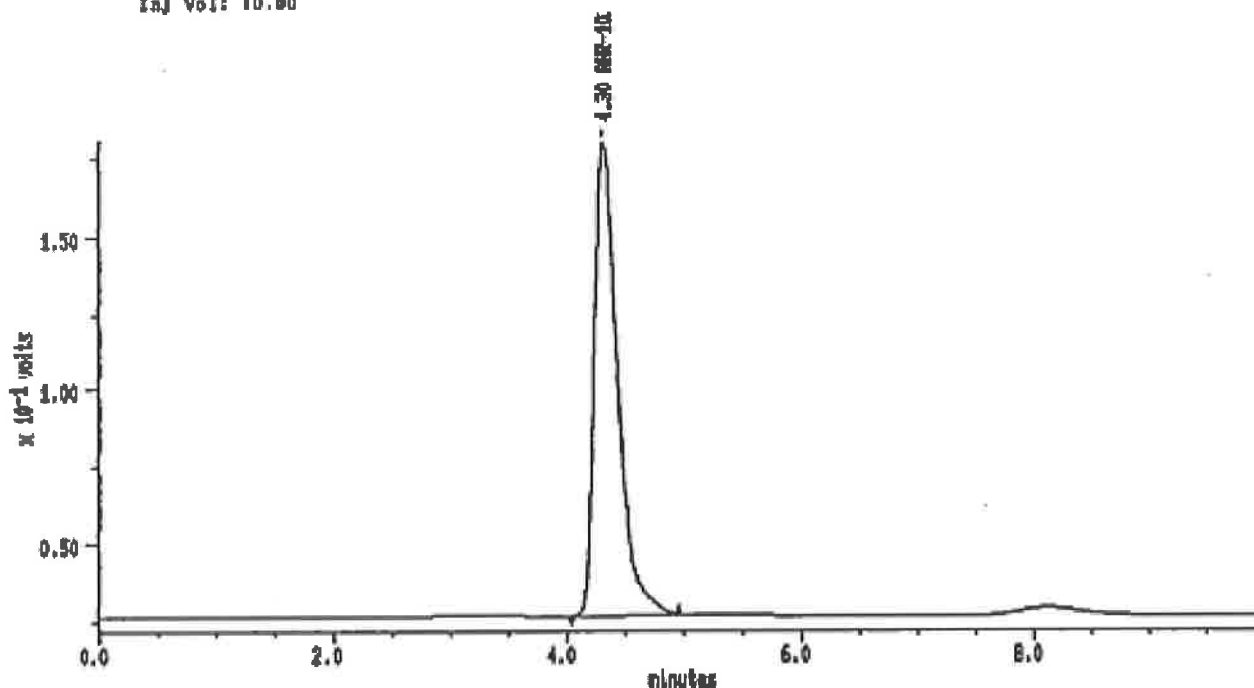
Printed: 2-APR-2001 21:28:52

SAMPLE: A20 60°C-2V Type: UNKN
 #6 In Method: AHR-10282B Instrument: Instrument 1
 Acquired: 2-APR-2001 21:18 Filename: S2-05
 Rate: 3.0 points/sec Index: 30
 Duration: 10.000 minutes Injection Volume: 10.0
 Operator: S.S

DETECTOR: detector 1

PK#	Retention Time (minutes)	Type	Peak Area	Peak Height	Area Percent	Component Name
1	4.308	SB	2217340	169516	100.00	AHR-10282B
TOTAL			2217340	169516		

Sample: A30 80°C-2W Channel: detector 1 Filename: S2-08 Chart Speed: Full Size
 Acquired: 01-APR-101 21:27 Method: B:YAHRIK13V80-2W Operator: S.S
 Inj Vol: 10.00



MAXIMA (c)1990 Dynamic Solutions, Division of Millipore

MAXIMA 825 Custom Report

Printed: 2-APR-2001 21:38:10

SAMPLE: A30 80°C-2W

#0 In Method: **AHR-10282B**

Acquired: 2-APR-2001 21:27

Rate: 2.0 points/sec

Duration: 10.000 minutes

Operator: S.S

Type: LHM

Instrument: Instrument 1

Filename: S2-08

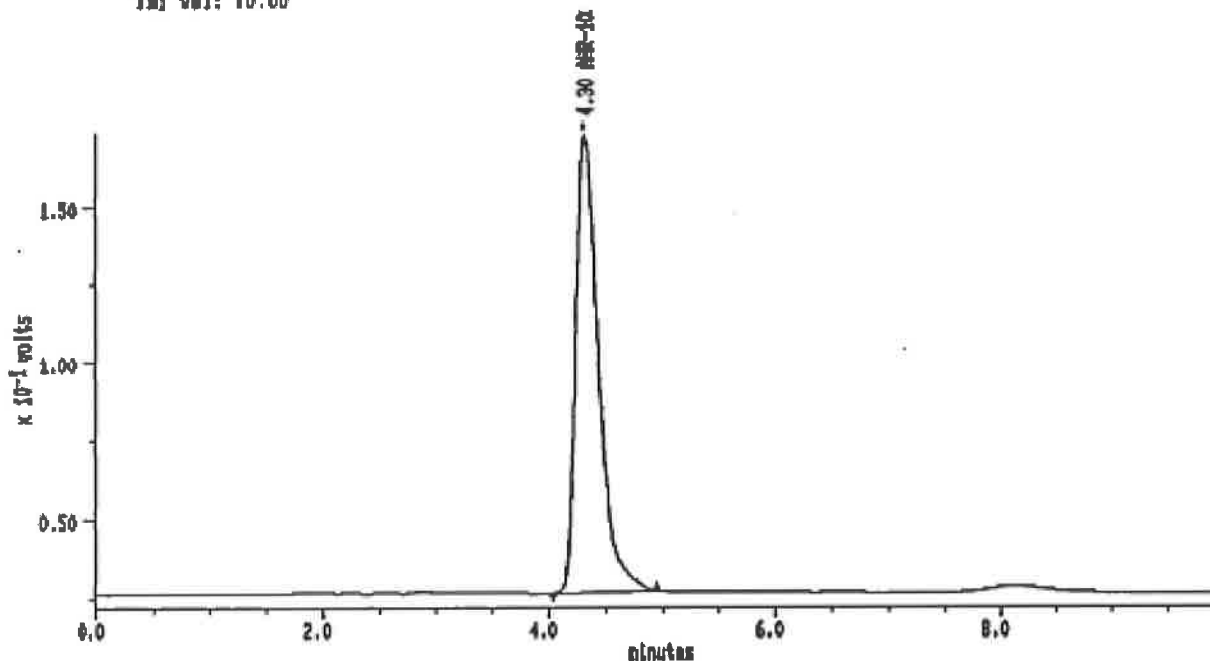
Index: 31

Injection Volume: 10.0

DETECTOR: detector 1

PK#	Retention Time (minutes)	Type	Peak Area	Peak Height	Area Percent	Component Name
1	4.300	BB	2142170	162891	100.00	AHR-10282B
TOTAL			2142170	162891		

Sample: A31 80°C-2W Channel: detector 1 Filename: 92-07 Chart Speed: Full Size
 Acquired: 02-APR-2001 21:30 Method: D:YAHRYIK13V60-2W Operator: S.S
 Inj Vol: 10.00



MAXIMA (c)1990 Dynamic Solutions, Division of Millipore

MAXIMA 825 Custom Report

Printed: 2-APR-2001 21:49:28

SAMPLE: A31 80°C-2W

#7 In Method: **AHR-10282B**

Acquired: 2-APR-2001 21:38

Rate: 2.0 points/sec

Duration: 10.000 minutes

Operator: S.S

Type: UNKNOWN

Instrument: Instrument 1

Filename: 92-07

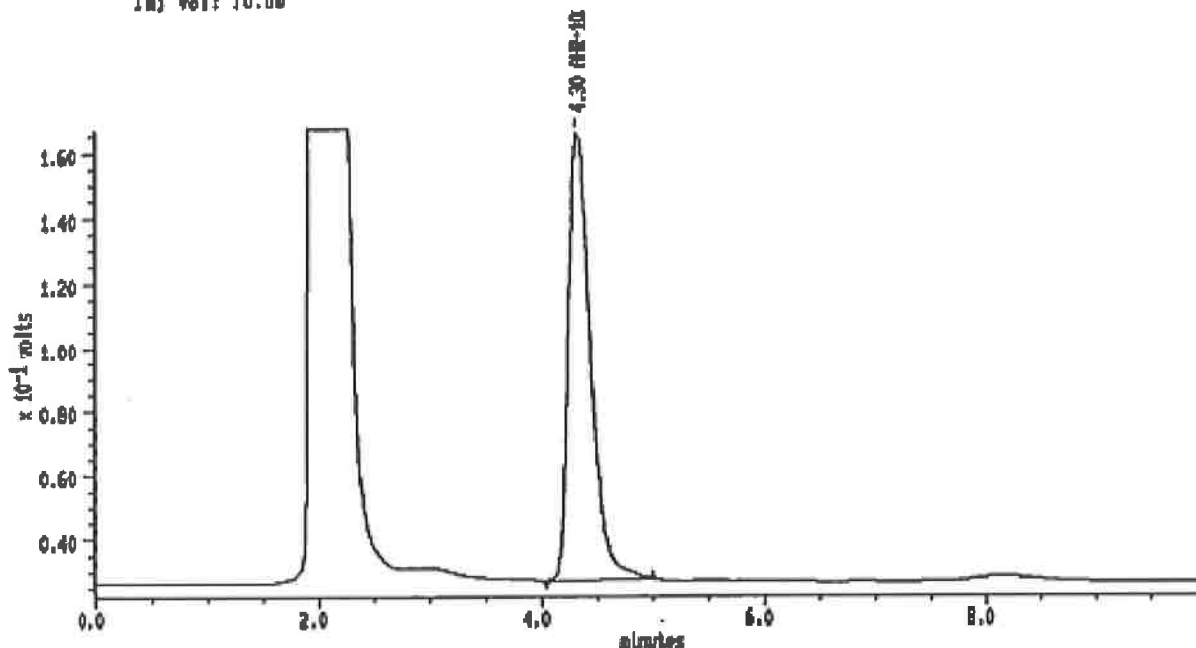
Index: 32

Injection Volume: 10.0

DETECTOR: detector 1

PK#	Retention Time (minutes)	Type	Peak Area	Peak Height	Area Percent	Component Name
1	4.300	BB	2041710	145531	100.00	AHR-10282B
TOTAL			2041710	145531		

Sample: A32 80°C-2W Channel: detector 1 Filename: 52-08 Chart Speed: Full Size
 Acquired: 02-APR-10 21:50 Method: B:VAHRY1K13T60-2W Operator: 5.5
 Inj Vol: 10.00



MAXIMA (c)1990 Dynamic Solutions, Division of Millipore

MAXIMA 825 Custom Report

Printed: 2-APR-2001 22:00:49

SAMPLE: A32 80°C-2W

#8 In Method: AHR-10282B

Acquired: 2-APR-2001 21:50

Rate: 2.0 points/sec

Duration: 10.000 minutes

Operator: 5.5

Type: UNKN

Instrument: Instrument 1

Filename: 52-08

Index: 33

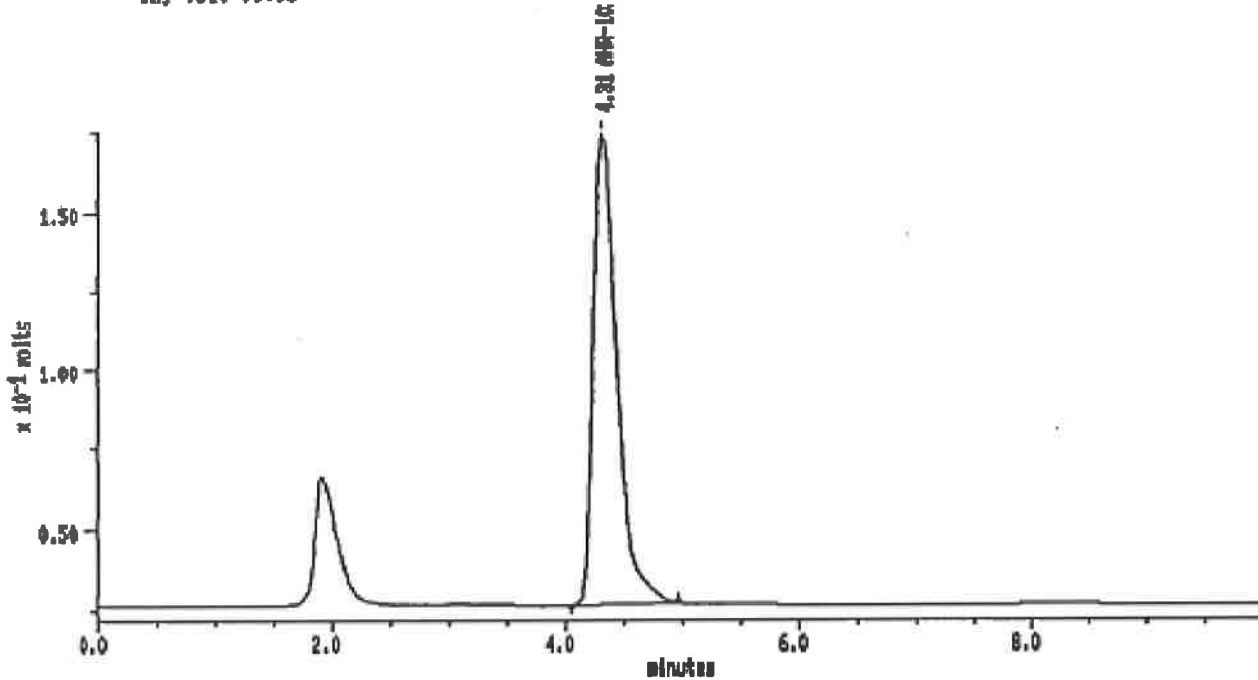
Injection Volume: 10.0

DETECTOR: detector 1

PK#	Retention Time (minutes)	Type	Peak Area	Peak Height	Area Percent	Component Name
1	4.300	RS	1030389	138435	100.00	AHR-10282B
TOTAL			1030389	138435		

10

Sample: A33 60°C-2W Channel: detector 1 Filename: 52-08 Chart Speed: Full Size
 Acquired: 02-APR-10 22:01 Method: 8:VAHRV1K13760-2W Operator: S.S
 Inj Vol: 10.00



MAXIMA (c) 1990 Dynamic Solutions, Division of Millipore

MAXIMA 825 Custom Report

Printed: 2-APR-2001 22:11:59

SAMPLE: A33 60°C-2W

80 In Method: AHR-10282B

Acquired: 2-APR-2001 22:01

Rate: 2.0 points/sec

Duration: 10.000 minutes

Operator: S.S

Type: UNKN

Instrument: Instrument 1

Filename: 52-08

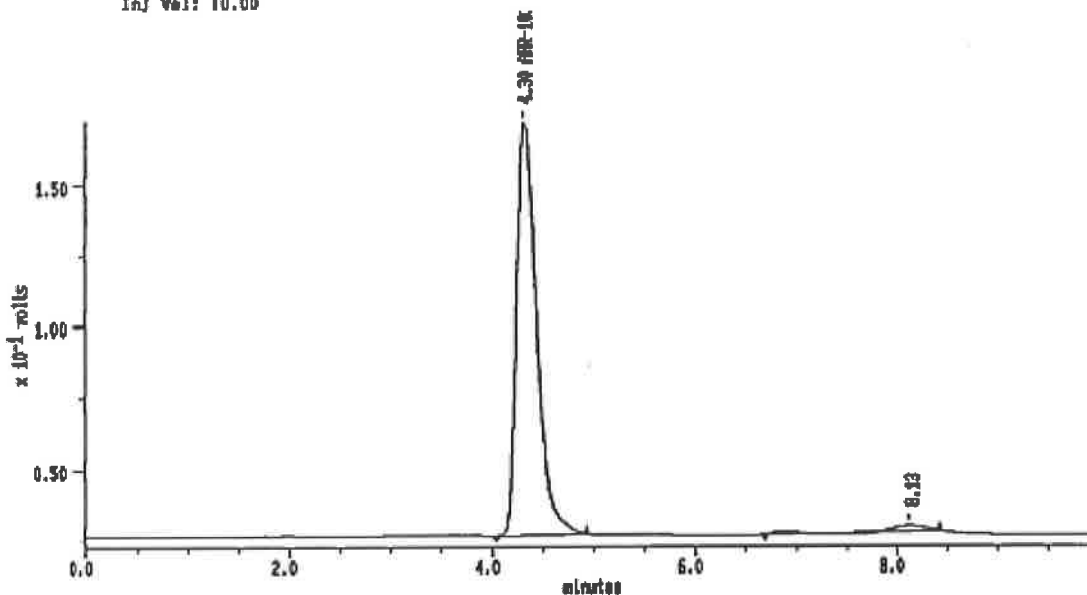
Index: 84

Injection Volume: 10.0

DETECTOR: detector 1

PK#	Retention Time (minutes)	Type	Peak Area	Peak Height	Area Percent	Component Name
1	4.300	RD	2076437	147500	100.00	AHR-10282B
TOTAL			2076437	147500		

Sample: A34 80°C-2W Channel: detector 1 Filename: 52-10 Chart Speed: Full Size
 Acquired: 02-APR-01 22:12 Method: B:VARIYIK13760-2W Operator: S.S
 Inf Vol: 10.00



MAXIMA (c) 1990 Dynamic Solutions, Division of Millipore

MAXIMA 825 Custom Report

Printed: 2-APR-2001 22:23:18

SAMPLE: A34 80°C-2W

#10 in Method: **AHR-10282B**

Acquired: 2-APR-2001 22:12

Rate: 2.0 points/sec

Duration: 10.000 minutes

Operator: S.S

Type: UNKN

Instrument: Instrument 1

Filename: 52-10

Index: 96

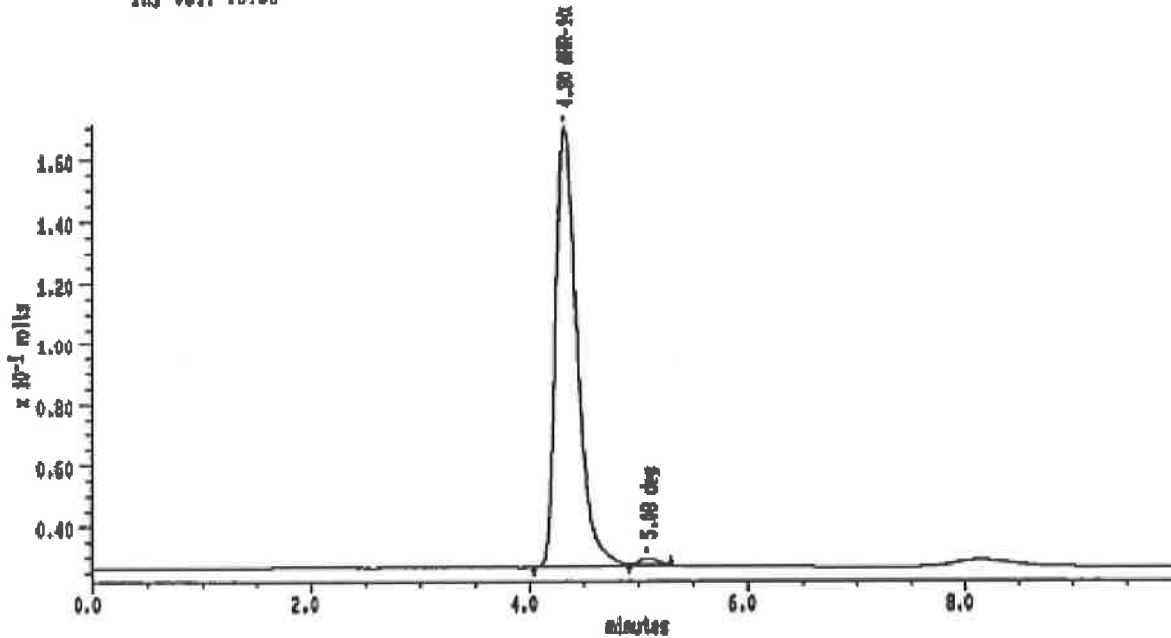
Injection Volume: 10.0

DETECTOR: detector 1

PK#	Retention Time (minutes)	Type	Peak Area	Peak Height	Area Percent	Component Name
1	4.300	BB	2010017	145053	100.00	AHR-10282B
TOTAL			2010017	145053		

12

Sample: A35 80°C-2W Channel: detector 1 Filename: 52-11 Chart Speed: Full Size
 Acquired: 02-APR-01 22:24 Method: B:VAMRVIK13160-2W Operator: S.S
 Inj Vol: 10.00



MAXIMA (c)1990 Dynamic Solutions, Division of Millipore

MAXIMA 825 Custom Report

Printed: 2-APR-2001 22:34:52

SAMPLE: A35 80°C-2W

#11 in Method: A H R - 1 0 2 8 2 B

Acquired: 2-APR-2001 22:24

Rate: 2.0 points/sec

Duration: 10.000 minutes

Operator: S.S

Type: UNKNOWN

Instrument: Instrument 1

Filename: 52-11

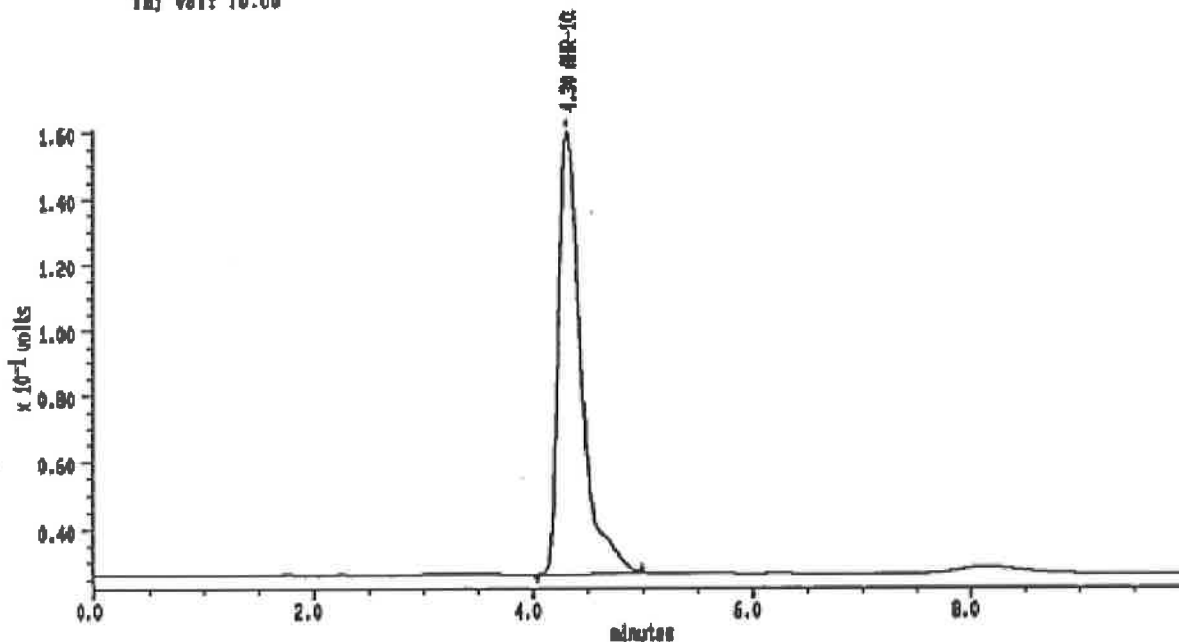
Index: 36

Injection Volume: 10.0

DETECTOR: detector 1

PK#	Retention Time (minutes)	Type	Peak Area	Peak Height	Area Percent	Component Name
1	4.300	OB	1900944	143210	90.91	AHR-10282B
2	5.075	SS	21095	1073	1.09	dog
TOTAL			2012039	145000		

Sample: A26 50°C-4W Channel: detector 1 Filename: S2-12 Chart Speed: Full Size
 Acquired: 02-APR-01 22:35 Method: B:VAHRYIK13760-2W Operator: S.S
 Inj Vol: 10.00



MAXIMA (c) 1990 Dynamic Solutions, Division of Millipore

MAXIMA 825 Custom Report

Printed: 2-APR-2001 22:46:48

SAMPLE: A26 50°C-4W

#12 in Method: AHR-10282B

Acquired: 2-APR-2001 22:35

Rate: 2.0 points/sec

Duration: 10.000 minutes

Operator: S.S

Type: UNKN

Instrument: Instrument 1

Filename: S2-12

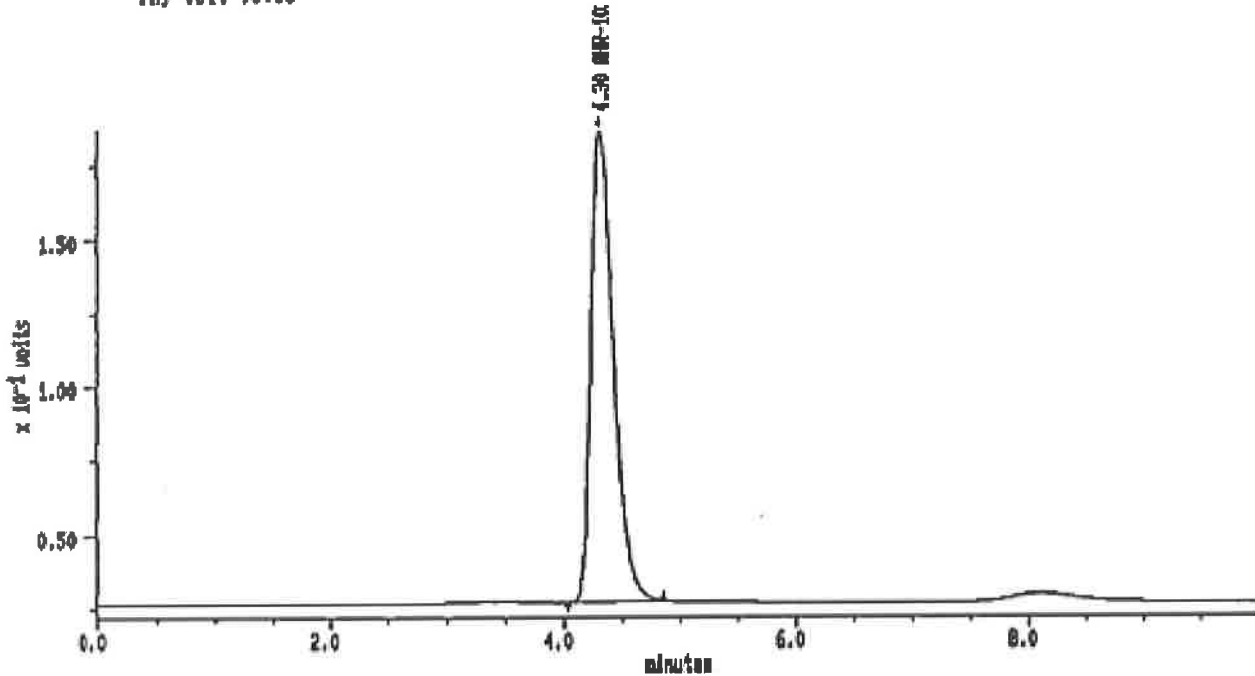
Index: 37

Injection Volume: 10.0

DETECTOR: detector 1

PK#	Retention Time (minutes)	Type	Peak Area	Peak Height	Area Percent	Component Name
1	4.300	99	1918768	193305	100.00	AHR-10282B
TOTAL			1918768	193305		

Sample: A27 50°C-4W Channel: detector 1 Filename: 52-13 Chart Speed: Full Size
 Acquired: 02-APR-01 22:48 Method: B:VARIYIK19760-2W Operator: S.S
 Inj Vol: 10.00



MAXIMA (c) 1990 Dynamic Solutions, Division of Millipore

MAXIMA 825 Custom Report

Printed: 2-APR-2001 22:57:05

SAMPLE: A27 50°C-4W

#13 In Method: **AHR-10282B**

Acquired: 2-APR-2001 22:48

Rate: 3.0 points/sec

Duration: 10.000 minutes

Operator: S.S

Type: UNKX

Instrument: Instrument 1

Filename: 52-13

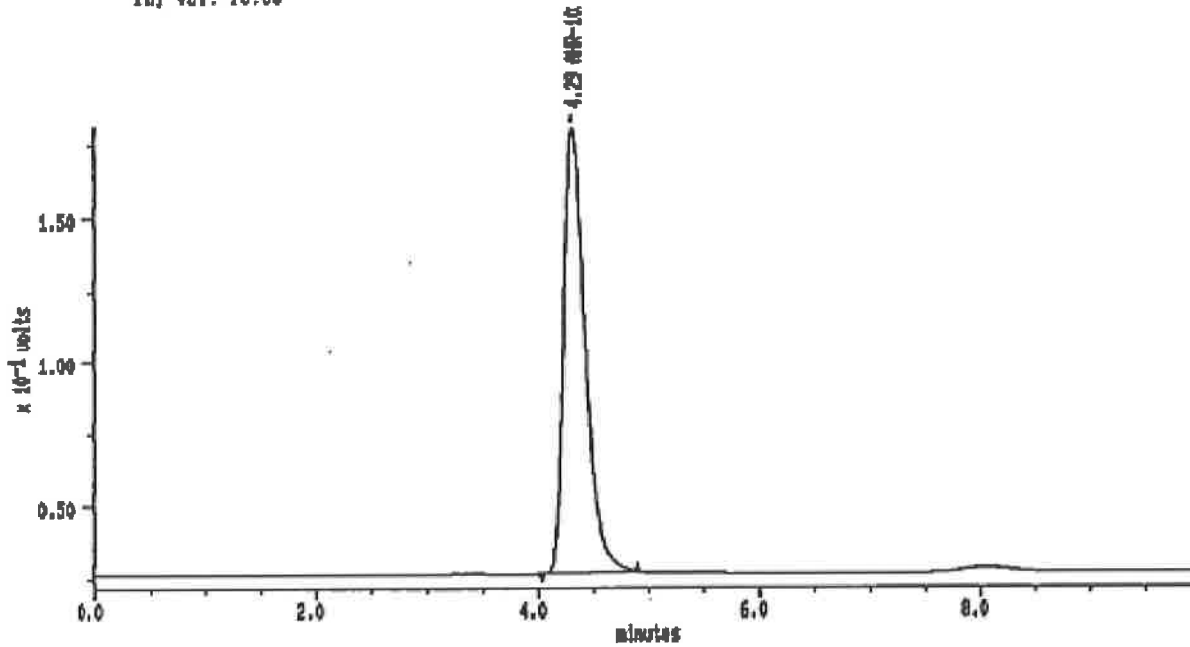
Index: 38

Injection Volume: 10.0

DETECTOR: detector 1

PK#	Retention Time (minutes)	Type	Peak Area	Peak Height	Area Percent	Component Name
1	4.300	BB	2176249	158480	100.00	AHR-10282B
TOTAL			2176249	158480		

Sample: A28 50°C-4W Channel: detector 1 Filename: S2-14 Chart Speed: Full Size
 Acquired: 02-APR-101 22:57 Method: B:VAHRV1K13760-2W Operator: S.S
 Inj Vol: 10.00



MAXIMA (c) 1990 Dynamic Solutions, Division of Millipore

MAXIMA 825 Custom Report

Printed: 2-APR-2001 23:08:23

SAMPLE: A28 50°C-4W

#14 in Method: AHR-10282B

Acquired: 2-APR-2001 22:57

Rate: 2.0 points/sec

Duration: 10.000 minutes

Operator: S.S

Type: UHPL

Instrument: Instrument 1

Filename: S2-14

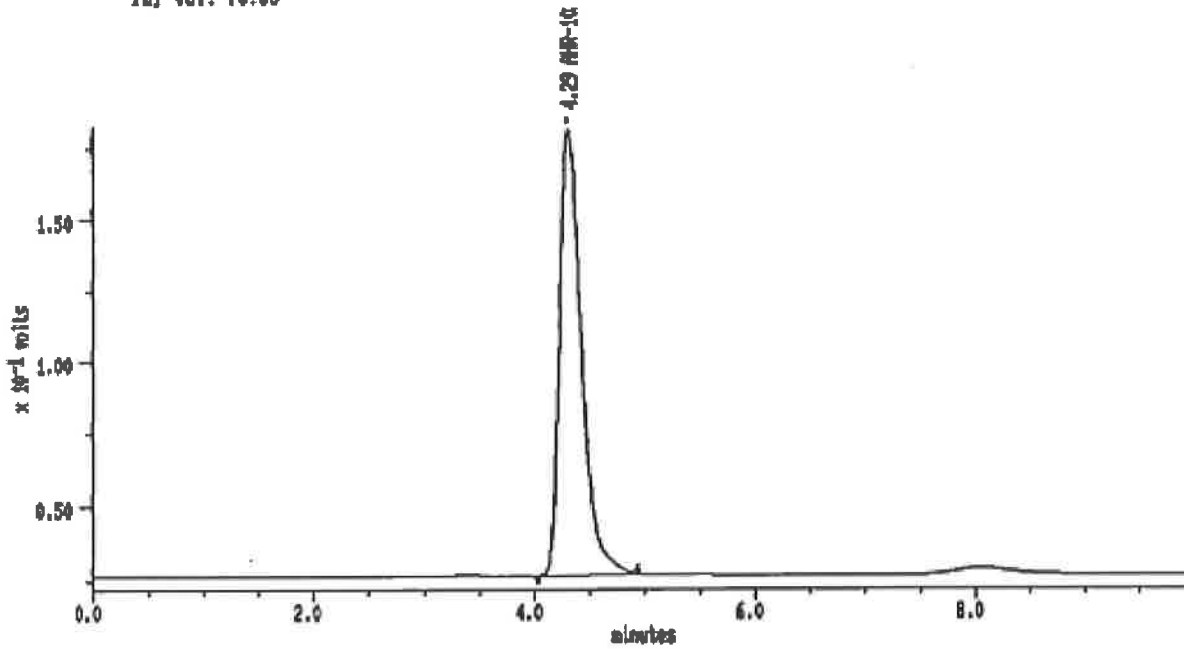
Index: 30

Injection Volume: 10.0

DETECTOR: detector 1

PK#	Retention Time (minutes)	Type	Peak Area	Peak Height	Area Percent	Component Name
1	4.292	BB	2105398	163308	100.00	AHR-10282B
TOTAL			2105398	163308		

Sample: A29 50°C-4W Channel: detector 1 Filename: S2-16 Chart Speed: Full Size
 Acquired: 02-APR-10 23:09 Method: 8:YANRWIK13V69-2W Operator: S.S
 Inj Vol: 10.00



MAXIMA (c) 1990 Dynamic Solutions, Division of Millipore

MAXIMA 825 Custom Report

Printed: 2-APR-2001 23:19:39

SAMPLE: A29 50°C-4W

#16 (n Method): **AHR-10282B**

Acquired: 2-APR-2001 23:09

Rate: 2.0 points/sec

Duration: 10.000 minutes

Operator: S.S

Type: CHRM

Instrument: Instrument 1

Filename: S2-16

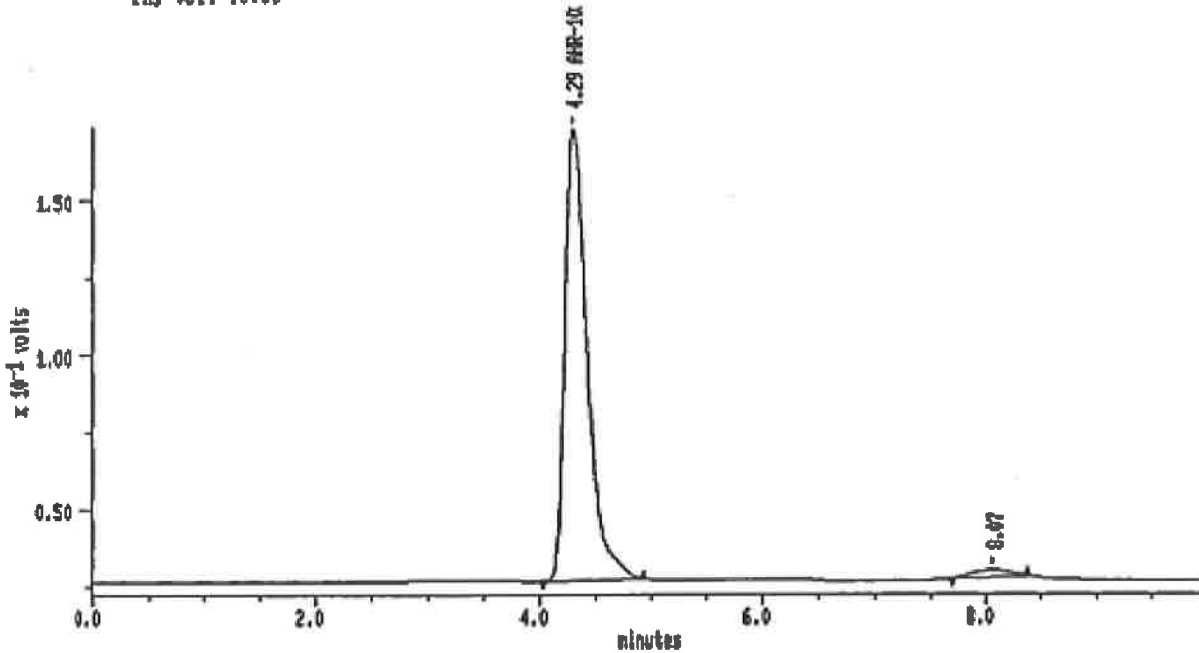
Index: 40

Injection Volume: 10.0

DETECTOR: detector 1

PK#	Retention Time minutes	Type	Peak Area	Peak Height	Area Percent	Component Name
1	4.292	DB	2137432	154351	100.00	AHR-10282B
TOTAL			2137432	154351		

Sample: A30 60°C-4# Channel: detector 1 Filename: 52-18 Chart Speed: Full Size
 Acquired: 02-APR-2001 23:20 Method: D:\ANAL\K13\40-2# Operator: S.S
 Inj Vol: 10.00



MAXIMA (c) 1990 Dynamic Solutions, Division of Millipore

MAXIMA 825 Custom Report

Printed: 2-APR-2001 23:30:58

SAMPLE: A30 60°C-4#

#10 In Method: AHR-10282B

Acquired: 2-APR-2001 23:20

Rate: 2.0 points/sec

Duration: 10.000 minutes

Operator: S.S

Type: UNKN

Instrument: Instrument 1

Filename: 52-18

Index: 41

Injection Volume: 10.0

DETECTOR: detector 1

PK#	Retention Time (minutes)	Type	Peak Area	Peak Height	Area Percent	Component Name
1	4.282	DD	2043998	148910	100.00	AHR-10282B
TOTAL			2043998	148910		

Sample: A31 50°C-4W

Channel: detector 1

File name: S2-17

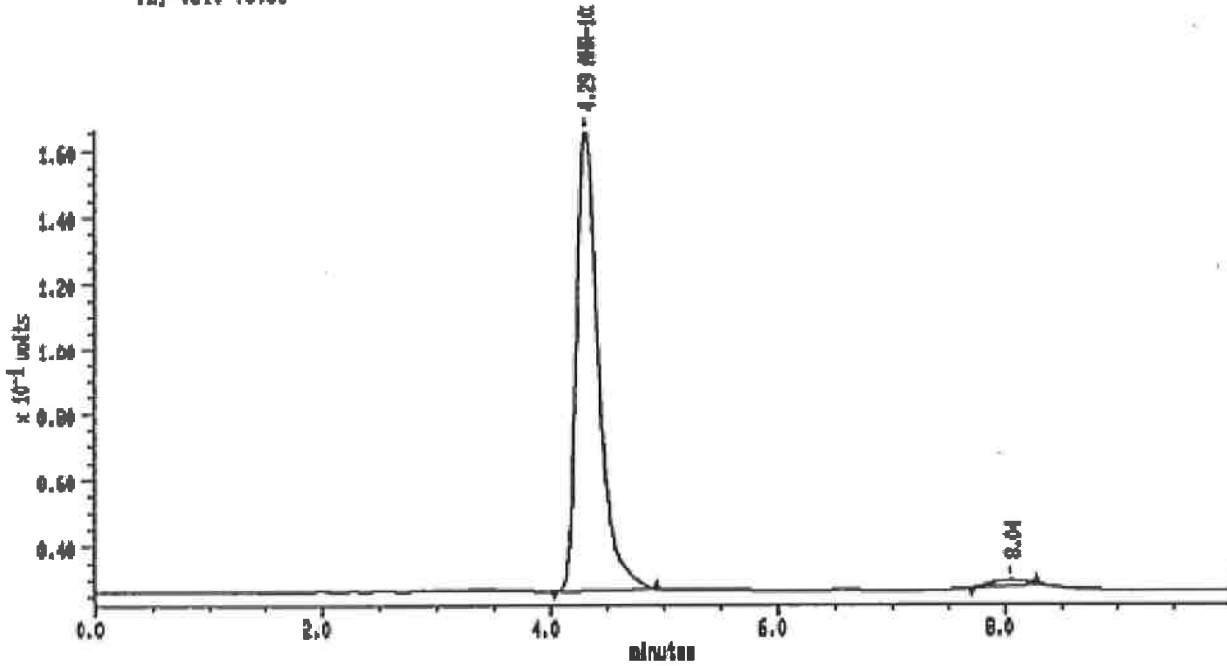
Chart Speed: Full Size

Acquired: 02-APR-101 23:31

Method: D:VAHRV(K13V6D-2D

Operator: S.S

Inj Vol: 10.00



MAXIMA (c) 1990 Dynamic Solutions, Division of Millipore

MAXIMA 825 Custom Report

Printed: 2-APR-2001 23:42:13

SAMPLE: A31 50°C-4W

#17 in Method: AHR-10282B

Acquired: 2-APR-2001 23:31

Rate: 2.0 points/sec

Duration: 10.000 minutes

Operator: S.S

Type: UNKN

Instrument: Instrument 1

File name: S2-17

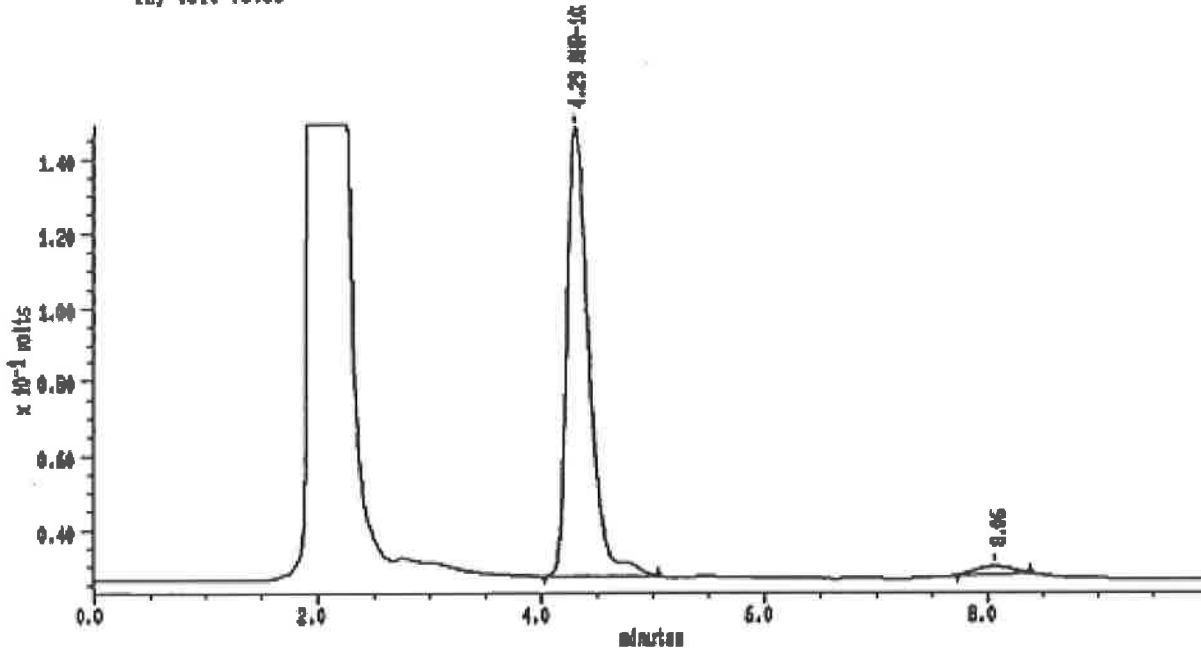
Index: 42

Injection Volume: 10.0

DETECTOR: detector 1

PK#	Retention Time (minutes)	Type	Peak Area	Peak Height	Area Percent	Component Name
1	4.292	SS	1833544	138346	100.00	AHR-10282B
TOTAL			1833544	138346		

Sample: A22 50°C-4V Channel: detector 1 Filenane: S2-18 Chart Speed: Full Size
 Acquired: 02-APR-101 23:43 Method: 8:VAMRVIK13Y80-20 Operator: S.S
 [n] Vol: 10.00



MAXIMA (c)1998 Dynamic Solutions, Division of Millipore

MAXIMA 825 : Custom Report

Printed: 2-APR-2001 23:53:30

SAMPLE: A22 50°C-4V

#18 in Method: **AHR-10282B**

Acquired: 2-APR-2001 23:43

Rate: 2.0 points/sec

Duration: 10.000 minutes

Operator: S.S

Type: UNKN

Instrument: Instrument 1

Filenane: S2-18

Index: 43

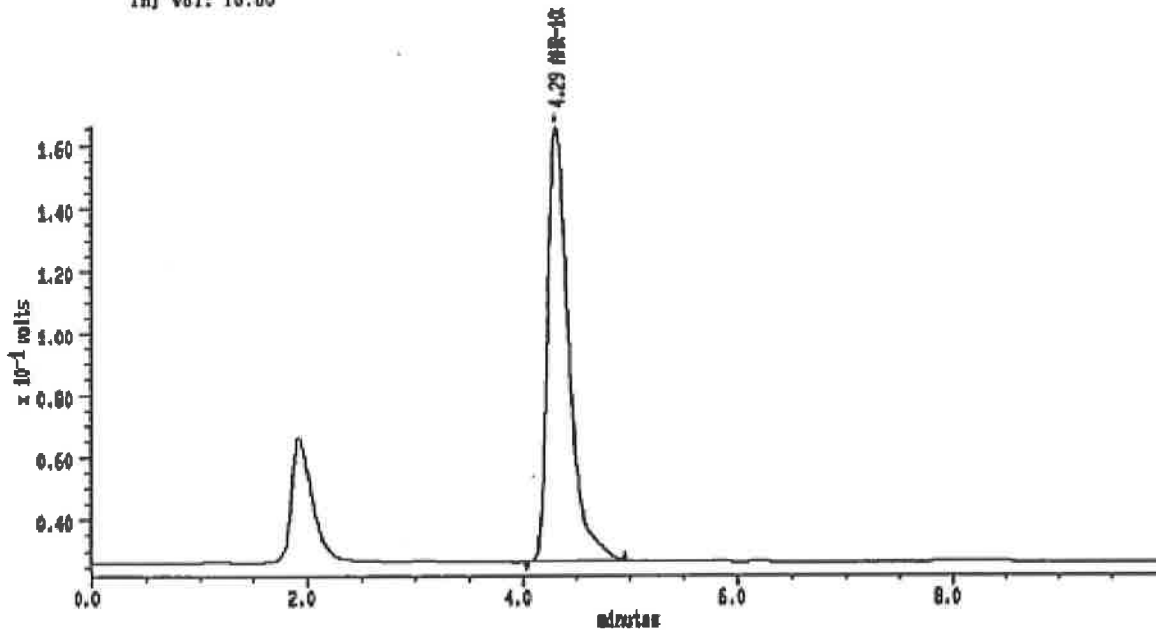
Injection Volume: 10.0

Amount: 0.000

DETECTOR: detector 1

PK#	Retention Time (minutes)	Type	Peak Area	Peak Height	Area Percent	Component Name
1	4.292	BB	1692208	120076	100.00	AHR-10282B
TOTAL			1692208	120076		

Sample: A33 50°C-4W Channel: detector 1 Filename: 52-19 Chart Speed: Full Size
 Acquired: 02-APR-2001 23:54 Method: B:VAHRVYK13780-2U Operator: S.S
 Inj Vol: 10.00



MAXIMA (c)1990 Dynamic Solutions, Division of Millipore

MAXIMA 825 Custom Report

Printed: 3-APR-2001 0:04:47

SAMPLE: A33 50°C-4W

#19 In Method: AHR-10282B

Acquired: 3-APR-2001 23:54

Rate: 2.0 points/sec

Duration: 10.000 minutes

Operator: S.S

Type: UNKN

Instrument: Instrument 1

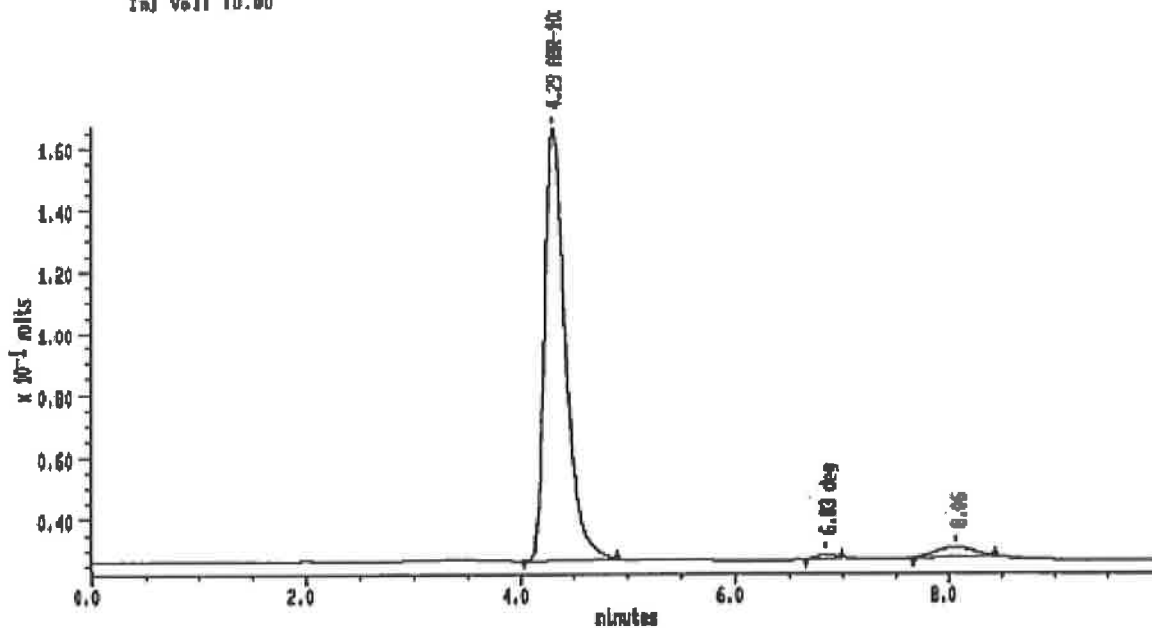
Filename: 52-19

Index: 44

Injection Volume: 10.0

DETECTOR: detector 1

PK#	Retention Time (minutes)	Type	Peak Area	Peak Height	Area Percent	Component Name
1	4.232	BB	1942783	138393	100.00	AHR-10282B
TOTAL			1942783	138393		



MAXIMA (c) 1990 Dynamic Solutions, Division of Millipore

MAXIMA 825 Custom Report

Printed: 3-APR-2001 0:10:04

SAMPLE: A34 50°C-4W

#20 in Method: **AHR-10282B**

Acquired: 3-APR-2001 0:06

Rate: 2.0 points/sec

Duration: 10.000 minutes

Operator: S.S

Type: UHPLC

Instrument: Instrument 1

Filename: S2-20

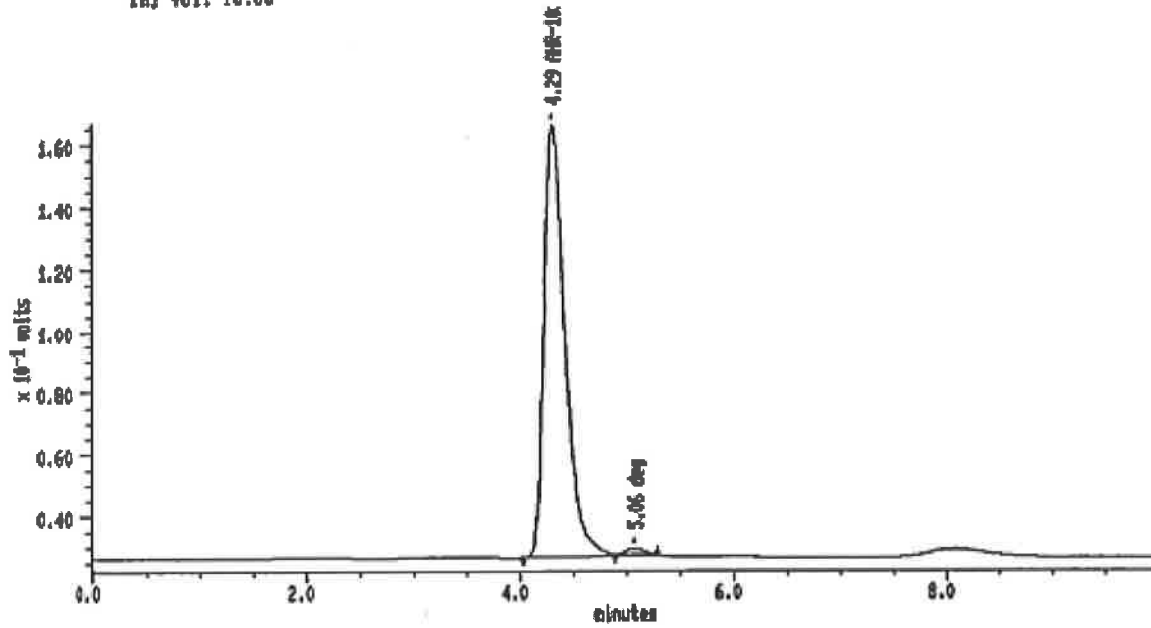
Index: 45

Injection Volume: 10.0

DETECTOR: detector 1

PK#	Retention Time (minutes)	Type	Peak Area	Peak Height	Area Percent	Component Name
1	4.292	BB	1922389	139165	99.18	AHR-10282B
2	8.833	BB	15859	1272	0.82	deg
TOTAL			1938228	140467		

Sample: A35 50°C-4W Channel detector 1 Filename: S2-21 Chart Speed: Full Size
 Acquired: 03-APR-2001 0:18 Method: B:VAHRYIKISTED-2W Operator: S.S
 Inj Vol: 10.00



MAXIMA (c)1990 Dynamic Solutions, Division of Millipore

MAXIMA 825 Custom Report

Printed: 3-APR-2001 0:27:21

SAMPLE: A35 50°C-4W

#21 in Method: AHR-10282B

Acquired: 3-APR-2001 0:18

Rate: 2.0 points/sec

Duration: 10.000 minutes

Operator: S.S

Type: UHPLC

Instrument: Instrument 1

Filename: S2-21

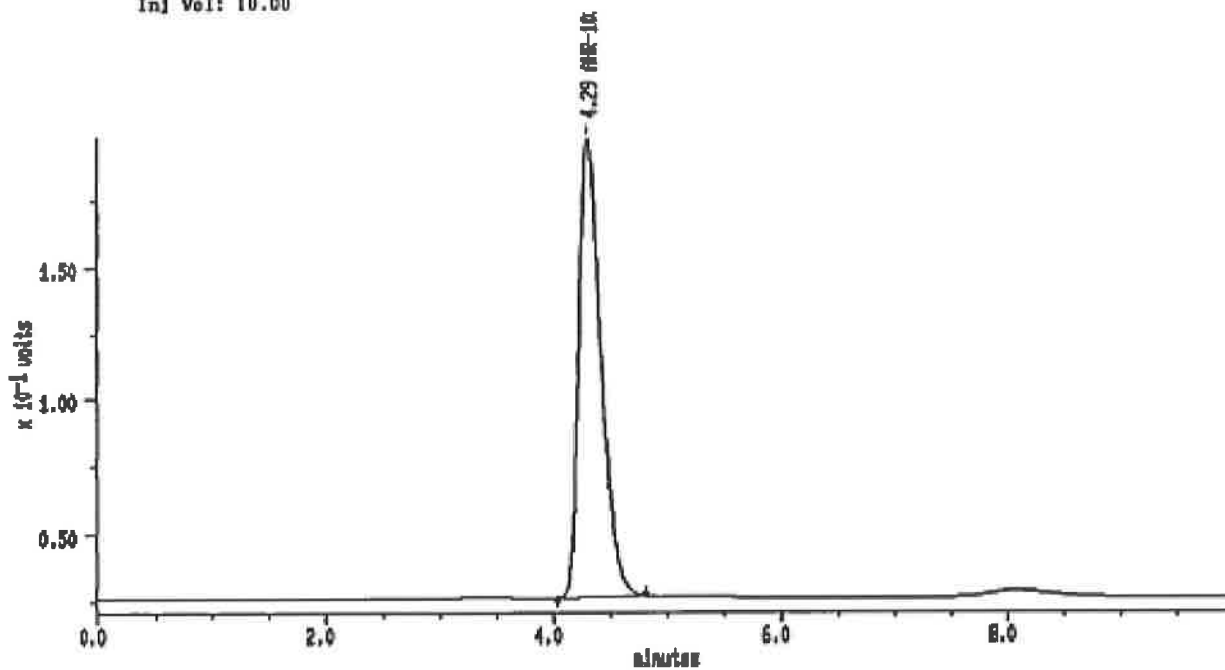
Index: 40

Injection Volume: 10.0

DETECTOR: detector 1

PK#	Retention Time (minutes)	Type	Peak Area	Peak Height	Area Percent	Component Name
1	4.292	BB	1927309	198000	88.83	AHR-10282B
2	6.060	SS	22848	1949	1.17	deg
TOTAL			1950157	140038		

Sample: ST02 Channel: detector 1 Filename: S2-22 Chart Speed: Full Size
 Acquired: 03-APR-101 0:28 Method: B:YANRVIK13V00-27 Operator: S.S
 Inj Vol: 10.00



MAXIMA (c) 1990 Dynamic Solutions, Division of Millipore

MAXIMA 825 Custom Report

Printed: 3-APR-2001 0:38:50

SAMPLE: ST02	#22 in Method: AHR-10282B	Type: UNKN
Acquired: 3-APR-2001 0:28	Rate: 2.0 points/sec	Instrument: Instrument 1
Duration: 10.000 minutes	Operator: S.S	Filename: S2-22
		Index: 47
		Injection Volume: 10.0

DETECTOR: detector 1

PK#	Retention Time (minutes)	Type	Peak Area	Peak Height	Area Percent	Component Name
1	4.282	DB	2321811	170012	100.00	AHR-10282B
TOTAL			2321811	170012		

4/02 17:49 NO.92 PH 7.05 24.1°C	4/02 18:07 NO. 4 PH 7.06 23.9°C
4/02 17:51 NO.93 PH 7.10 24.3°C	4/02 18:12 NO. 5 PH 7.11 24.2°C
4/02 17:53 NO.94 PH 7.08 24.3°C	4/02 18:14 NO. 6 PH 7.10 23.9°C
4/02 17:55 NO.95 PH 7.06 24.1°C	4/02 18:15 NO. 7 PH 7.08 23.8°C
4/02 17:56 NO.96 PH 7.09 24.1°C	4/02 18:16 NO. 8 PH 7.09 23.6°C
4/02 17:59 NO.97 PH 7.07 24.0°C	4/02 18:17 NO. 9 PH 7.05 23.6°C
4/02 18:00 NO.98 PH 7.07 23.9°C	4/02 18:19 NO.10 PH 7.10 23.7°C
4/02 18:01 NO.99 PH 7.09 23.9°C	4/02 18:21 NO.11 PH 7.12 23.7°C
4/02 18:02 NO. 1 PH 7.07 23.9°C	4/02 18:23 NO.12 PH 7.11 23.7°C
4/02 18:04 NO. 2 PH 7.11 23.9°C	4/02 18:26 NO.13 PH 7.14 24.2°C
4/02 18:06 NO. 3 PH 7.08 23.6°C	

P2000B177 Lot No. 01K131 60°C-2W

This raw data is a duplicated copy as it could suffer the possibility of deterioration over time.

Therefore, there is no difference between this copy and the original copy.

2005.05.06 Shirou Sawa

	ID	Chromato No	Peak Area	Conc. (mg/mL)	Remaining (%)	Water Collec(%)	Initial	present
STD	1	V2-01	2290068					
STD	2	V2-22	2319969					
STD	mean		2305019	0.9975				
A-26	70°C-2W	V2-02	2063024	0.8928	89.24	82.40	7.67	8.4916
A-27	70°C-2W	V2-03	2247015	0.9724	98.64	90.69	7.97	8.3951
A-28	70°C-2W	V2-04	2213332	0.9578	96.54	89.01	7.80	8.5470
A-29	70°C-2W	V2-05	2240698	0.9697	93.85	84.93	9.50	8.4962
A-30	70°C-2W	V2-06	2175407	0.9414	92.78	83.08	10.46	8.4388
A-31	70°C-2W	V2-07	2034107	0.8803	86.69	79.82	7.92	8.4972
A-32	70°C-2W	V2-08	1626465	0.7039	66.90	61.18	8.55	8.4194
A-33	70°C-2W	V2-09	2080969	0.8005	89.84	82.51	8.16	8.4396
A-34	70°C-2W	V2-10	2003119	0.8689	86.41	79.60	7.88	8.4808
A-35	70°C-2W	V2-11	1915502	0.8289	82.00	75.89	7.45	8.5033
A-26	60°C-4W	V2-12	1854161	0.8024	80.21	74.86	6.67	8.4743
A-27	60°C-4W	V2-13	2194535	0.9497	96.24	89.64	6.86	8.4358
A-28	60°C-4W	V2-14	2111436	0.9137	92.10	85.96	6.67	8.5133
A-29	60°C-4W	V2-15	2112402	0.9141	88.47	82.01	7.30	8.4580
A-30	60°C-4W	V2-16	2040435	0.8930	87.02	80.71	7.25	8.4431
A-31	60°C-4W	V2-17	1869091	0.8092	79.68	74.12	6.98	8.6017
A-32	60°C-4W	V2-18	1243872	0.5383	51.16	47.37	7.41	8.4342
A-33	60°C-4W	V2-19	1905780	0.8247	82.28	76.82	6.63	8.4998
A-34	60°C-4W	V2-20	1850867	0.8010	79.84	74.04	7.26	8.4355
A-35	60°C-4W	V2-21	1813088	0.7846	77.62	72.33	6.81	8.6422

*Re-edited in order to document the data necessary for calculation.
 Shirou Sawa, 6 May 2005*

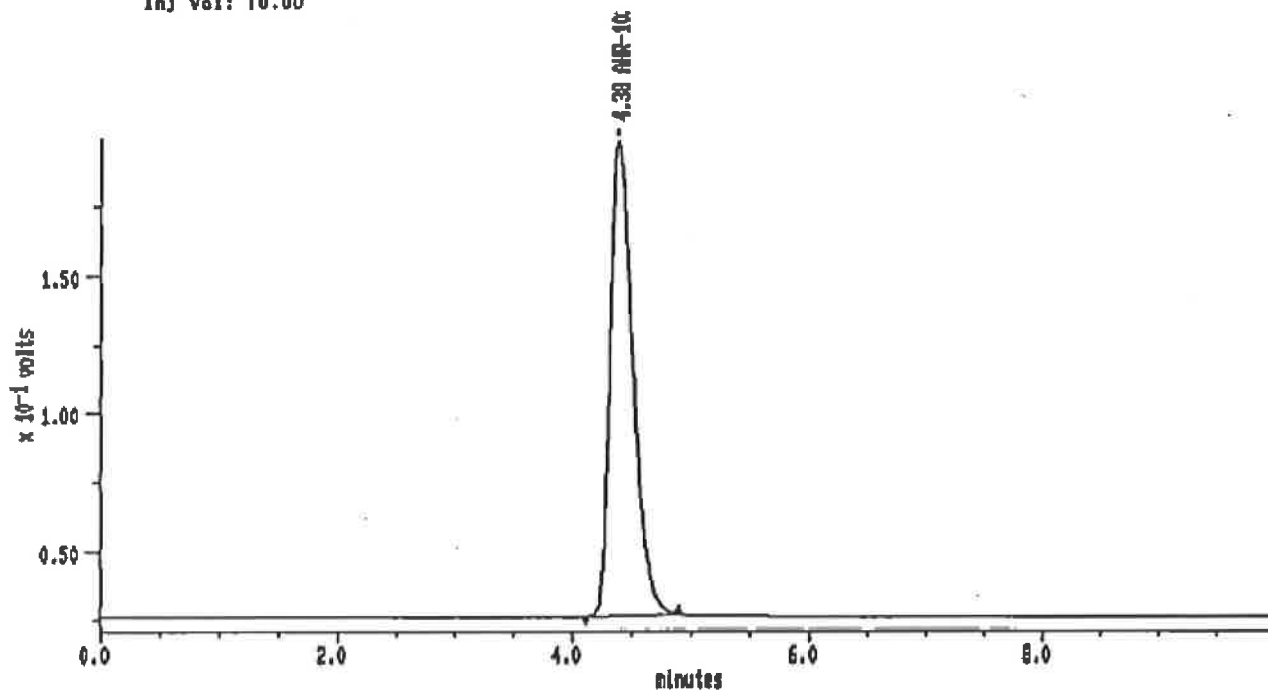
Test Record B (other) Form 7 (1 January 2000)

Test substance	AHR10282B		Test code	P2000B177		Test date	23 March 2001	
Test item						Tester	Shirou Sawa	
Lot No. 01K131								
STD 0.01995g + MP → 20mL								
Above solution 2mL + MP → 20mL								
PH					Turbidity	Foreign matter	Color	
A26	70°C-2W	6.89	8.4915	8.1202	+	+	Dark yellow	
A27		7.00	8.3951	8.0171	+	+	Yellow	
A28		7.00	8.5470	8.1654	+	+	Yellow	
A29		6.96	8.4962	8.0358	+	+	(r)	Dark yellow
A30		7.00	8.4388	7.9380	+	+	(r)	↓
A31		6.93	8.4972	8.1133	+	+	(r)	↓
A32		7.00	8.4194	8.0117	+	+	↓	
A33		6.99	8.4396	8.0487	+	+	(r)	↓
A34		6.95	8.4808	8.1003	+	+	(r)	Brownish yellow
A35		7.03	8.5033	8.1417	+	+	(r)	↓
A26	60°C-4W	7.00	8.4743	8.1527	+	+	Dark yellow	
A27		6.99	8.4358	8.1075	+	+	(r)	Yellow
A28		6.96	8.5133	8.1889	+	+	(r)	Yellow
A29		6.94	8.4560	8.1051	+	+	(r)	Dark yellow
A30		6.96	8.4431	8.0958	+	+	(r)	↓
A31		6.93	8.6017	8.2564	+	+	(r)	Yellow
A32		7.01	8.4342	8.0797	++	+	(r)	Dark yellow
A33		7.00	8.4998	8.1784	++	+	(r)	↓
A34		7.02	8.4355	8.0883	+	+	(r)	↓
A35		7.04	8.6422	8.3022	+	+	(r)	↓

3/23 17:07	NO.65	PH	6.89	25.2°C
3/23 17:08	NO.66	PH	7.00	25.6°C
3/23 17:09	NO.67	PH	7.00	25.7°C
3/23 17:10	NO.68	PH	6.95	25.7°C
3/23 17:11	NO.69	PH	7.00	25.7°C
3/23 17:12	NO.70	PH	6.93	25.7°C
3/23 17:14	NO.71	PH	7.00	25.6°C
3/23 17:16	NO.72	PH	6.99	25.6°C
3/23 17:17	NO.73	PH	6.93	25.6°C
3/23 17:18	NO.74	PH	7.03	25.7°C

3/23 17:20	NO.75	PH	7.00	25.8°C
3/23 17:22	NO.76	PH	6.99	25.9°C
3/23 17:23	NO.77	PH	6.96	26.0°C
3/23 17:24	NO.78	PH	6.94	25.8°C
3/23 17:24	NO.79	PH	6.96	25.9°C
3/23 17:25	NO.80	PH	6.93	25.8°C
3/23 17:28	NO.81	PH	7.01	25.9°C
3/23 17:29	NO.82	PH	7.00	25.9°C
3/23 17:31	NO.83	PH	7.02	26.0°C
3/23 17:31	NO.84	PH	7.04	25.8°C

Sample: STD1 Channel: detector 1 Filename: V2-01 Chart Speed: Full Size
 Acquired: 23-MAR-2001 21:48 Method: B:VAHRV1K13Y7D-2W Operator: S.S
 Inj Vol: 10.00



MAXIMA (c) 1990 Dynamic Solutions, Division of Millipore

MAXIMA 825 Custom Report

Printed: 26-MAR-2001 12:08:21

SAMPLE: STD1

*I in Method: AHR-10282B

Acquired: 23-MAR-2001 21:48

Rate: 2.0 points/sec

Duration: 10.000 minutes

Operator: S.S

Type: UNKN

Instrument: Instrument 1

Filename: V2-01

Index: 28

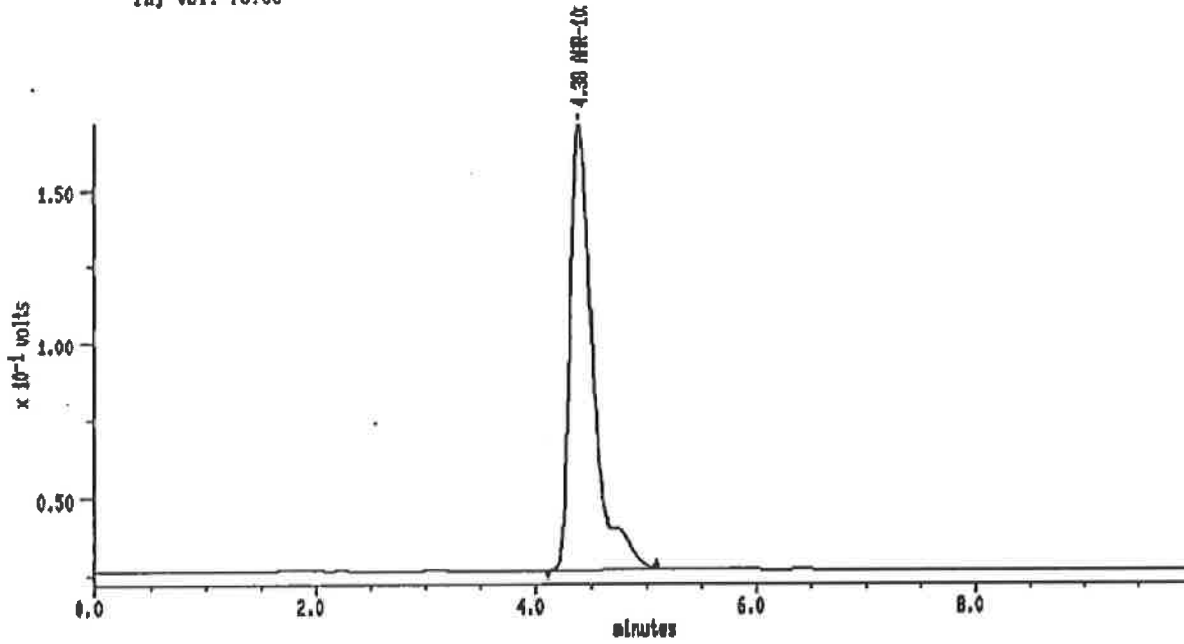
Injection Volume: 10.0

DETECTOR: detector 1

PK#	Retention Time (minutes)	Type	Peak Area	Peak Height	Area Percent	Component Name
1	4.383	BB	2290088	171093	100.00	AHR-10282B
TOTAL			2290088	171093		

3

Sample: A28 70°C-2W Channel: detector 1 Filename: V2-02 Chart Speed: Full Size
 Acquired: 23-MAR-2001 21:59 Method: B:VAHRV1K13Y70-2W Operator: S.S
 Inj Vol: 10.00



MAXIMA (c) 1990 Dynamic Solutions, Division of Millipore

MAXIMA 825 Custom Report

Printed: 26-MAR-2001 12:08:51

SAMPLE: A28 70°C-2W

#2 in Method: **AHR-10282B**

Acquired: 23-MAR-2001 21:59

Rate: 2.0 points/sec

Duration: 10.000 minutes

Operator: S.S

Type: UNKN

Instrument: Instrument 1

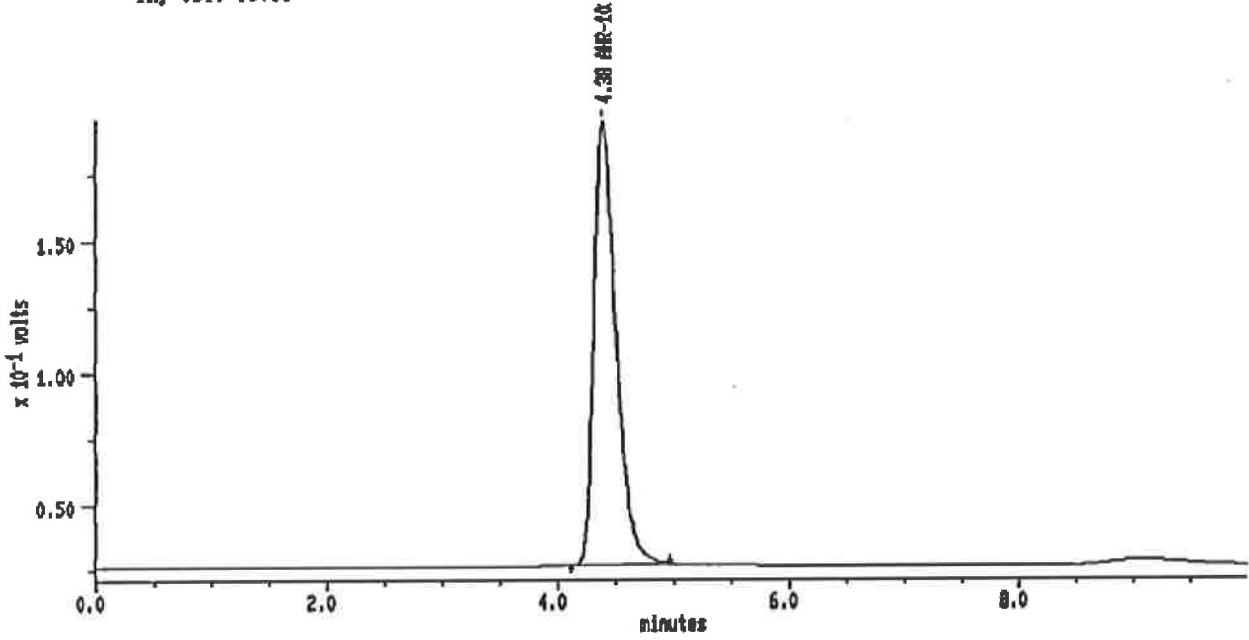
Filename: V2-02

Index: 27

Injection Volume: 10.0

DETECTOR: detector 1

PK#	Retention Time (minutes)	Type	Peak Area	Peak Height	Area Percent	Component Name
1	4.383	BB	2083024	143768	100.00	AHR-10282B
TOTAL			2083024	143768		



MAXIMA (c) 1990 Dynamic Solutions, Division of Millipore

MAXIMA 825 Custom Report

Printed: 26-MAR-2001 12:09:21

SAMPLE: A27 70°C-2W

#3 In Method: AHR-10282B

Acquired: 23-MAR-2001 22:11

Rate: 2.0 points/sec

Duration: 10.000 minutes

Operator: S.S

Type: UNKN

Instrument: Instrument 1

Filename: V2-03

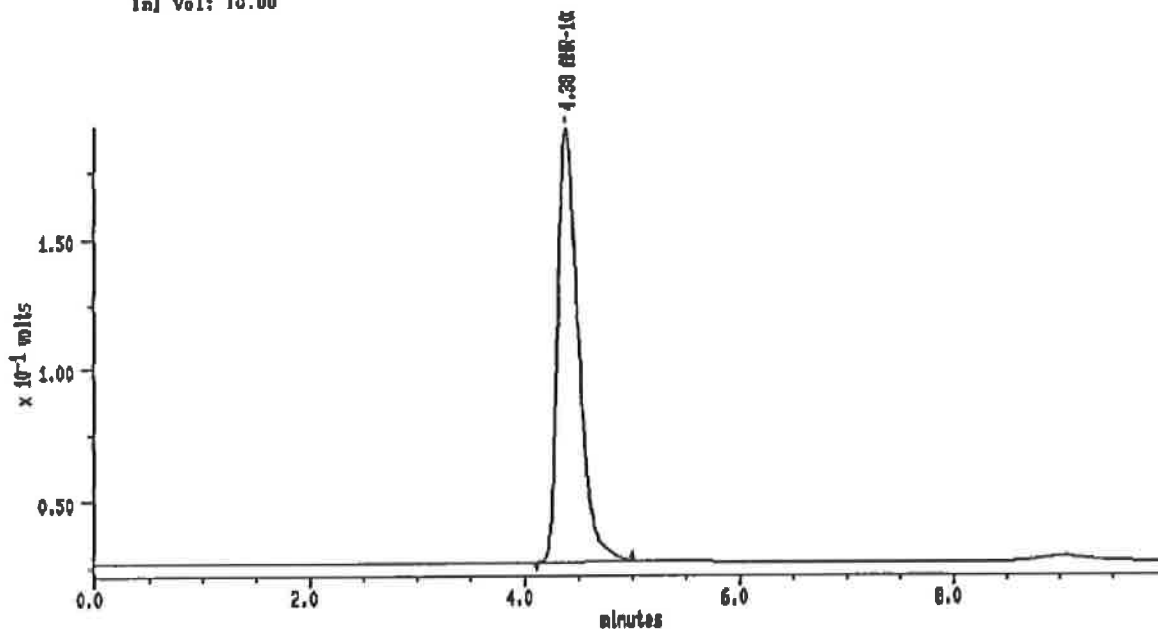
Index: 28

Injection Volume: 10.0

DETECTOR: detector 1

PK#	Retention Time (minutes)	Type	Peak Area	Peak Height	Area Percent	Component Name
1	4.375	BB	2247016	107644	100.00	AHR-10282B
TOTAL			2247016	107644		

Sample: A28 70°C-2W Channel: detector 1 Filename: V2-04 Chart Speed: Full Size
 Acquired: 23-MAR-10 22:22 Method: B:VAHRVIK(2Y70-2W) Operator: S.S
 Inj Vol: 10.00



MAXIMA (c) 1990 Dynamic Solutions, Division of Millipore

MAXIMA 825 Custom Report

Printed: 28-MAR-2001 12:09:52

SAMPLE: A28 70°C-2W

#4 In Method: AHR-10282B

Acquired: 23-MAR-2001 22:22

Rate: 2.0 points/sec

Duration: 10.000 minutes

Operator: S.S

Type: UNKN

Instrument: Instrument 1

Filename: V2-04

Index: 29

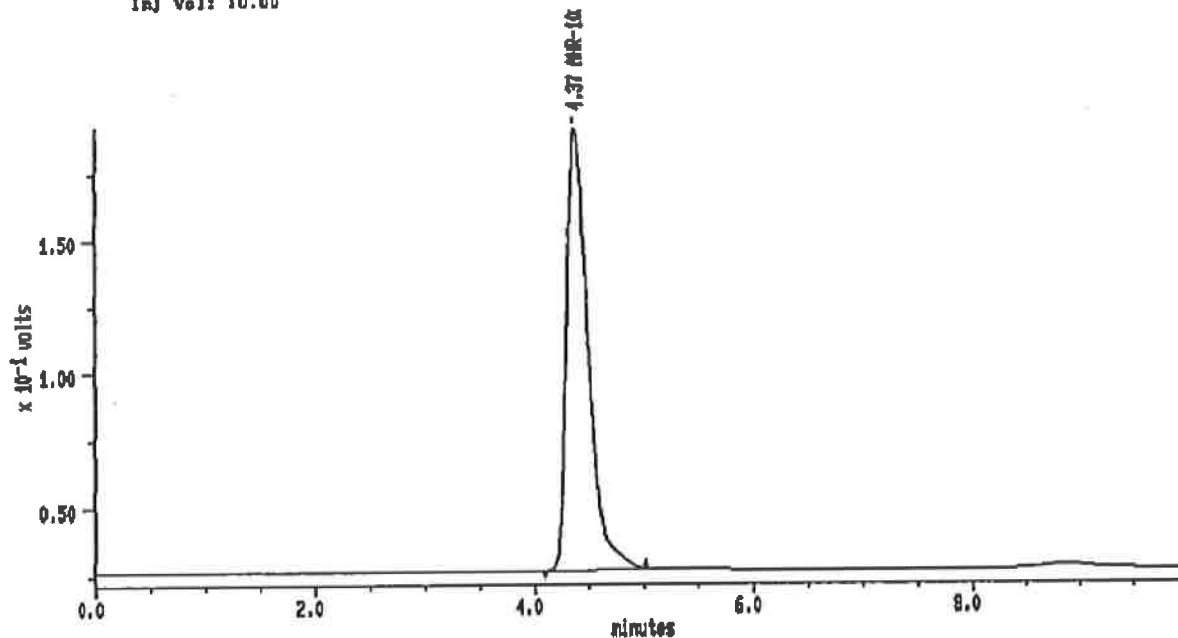
Injection Volume: 10.0

DETECTOR: detector 1

PK#	Retention Time (minutes)	Type	Peak Area	Peak Height	Area Percent	Component Name
1	4.375	BB	2213332	163942	100.00	AHR-10282B
TOTAL			2213332	163942		

6

Sample: A29 70°C-2W Channel: detector 1 Filename: V2-05 Chart Speed: Full Size
 Acquired: 23-MAR-101 22:33 Method: B:VAHRV1K13Y70-2W Operator: S.S
 Inj Vol: 10.00



MAXIMA (c) 1990 Dynamic Solutions, Division of Millipore

MAXIMA 825 Custom Report

Printed: 26-MAR-2001 12:10:23

SAMPLE: A29 70°C-2W

#5 In Method: **AHR-10282B**

Acquired: 23-MAR-2001 22:33

Rate: 2.0 points/sec

Duration: 10.000 minutes

Operator: S.S

Type: UNKN

Instrument: Instrument 1

Filename: V2-05

Index: 30

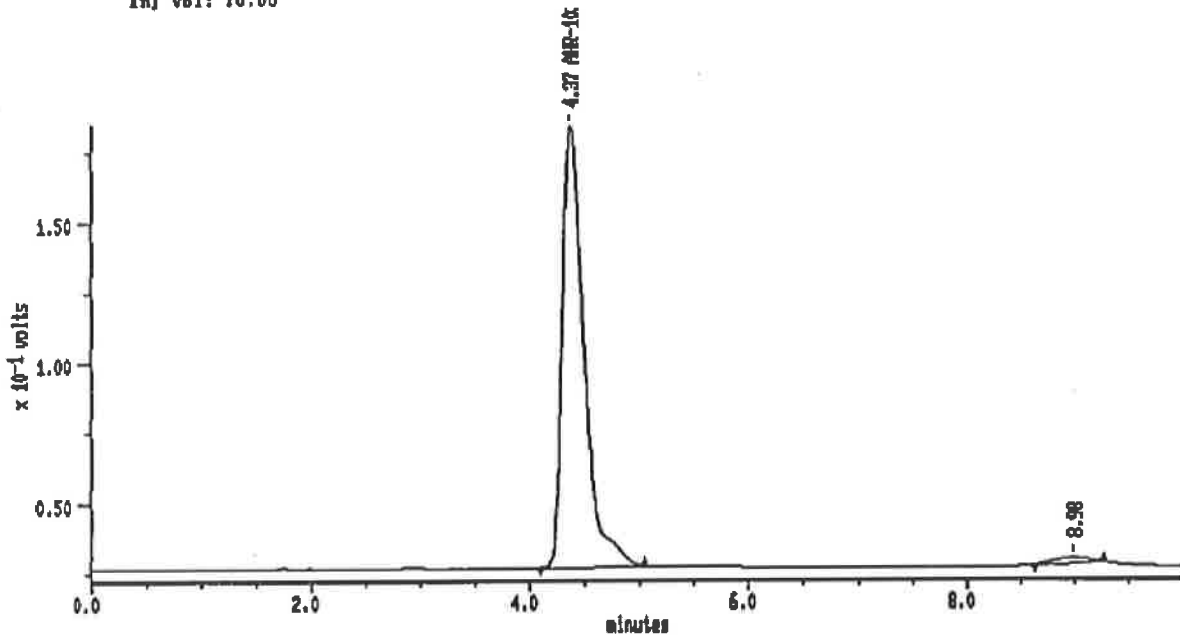
Injection Volume: 10.0

DETECTOR: detector 1

PK#	Retention Time (minutes)	Type	Peak Area	Peak Height	Area Percent	Component Name
1	4.367	OB	2240898	184307	100.00	AHR-10282B
TOTAL			2240898	184307		

7

Sample: A30 70°C-2W Channel: detector 1 Filename: V2-08 Chart Speed: Full Size
 Acquired: 23-MAR-101 22:45 Method: B:YAHRYIK13V7D-2W Operator: S.S
 Inj Vol: 10.00



MAXIMA (c) 1980 Dynamic Solutions, Division of Millipore

MAXIMA 825 Custom Report

Printed: 28-MAR-2001 12:10:54

SAMPLE: A30 70°C-2W

#6 in Method: AHR-10282B

Acquired: 23-MAR-2001 22:45

Rate: 2.0 points/sec

Duration: 10.000 minutes

Operator: S.S

Type: UNKN

Instrument: Instrument 1

Filename: V2-08

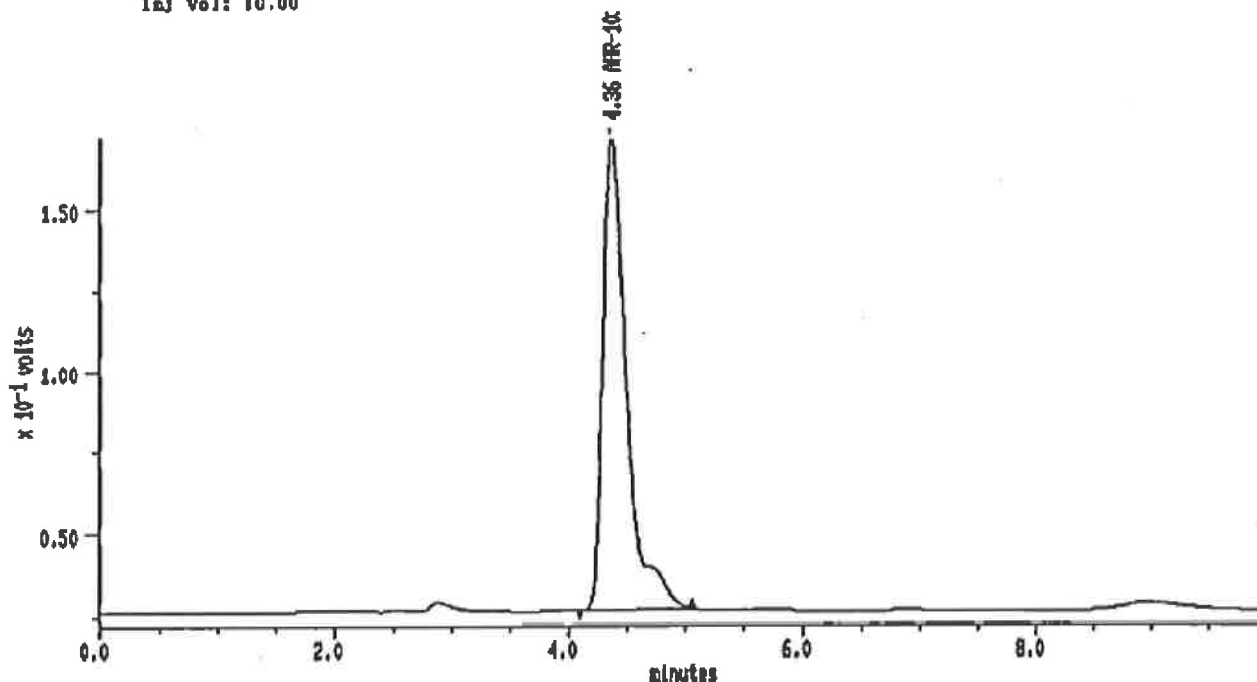
Index: 31

Injection Volume: 10.0

DETECTOR: detector 1

PK#	Retention Time (minutes)	Type	Peak Area	Peak Height	Area Percent	Component Name
1	4.367	BB	2176407	168905	100.00	AHR-10282B
TOTAL			2176407	168905		

Sample: A31 70°C-2W Channel: detector 1 Filename: V2-07 Chart Speed: Full Size
 Acquired: 23-MAR-2001 22:58 Method: B:VAHRVIK13V70-2W Operator: S.S
 Inj Vol: 10.00



MAXIMA (c) 1990 Dynamic Solutions, Division of Millipore

MAXIMA 825 Custom Report

Printed: 26-MAR-2001 12:11:24

SAMPLE: A31 70°C-2W

#1 in Method: AHR-10282B

Acquired: 23-MAR-2001 22:58

Rate: 2.0 points/sec

Duration: 10.000 minutes

Operator: S.S

Type: UNKN

Instrument: Instrument 1

Filename: V2-07

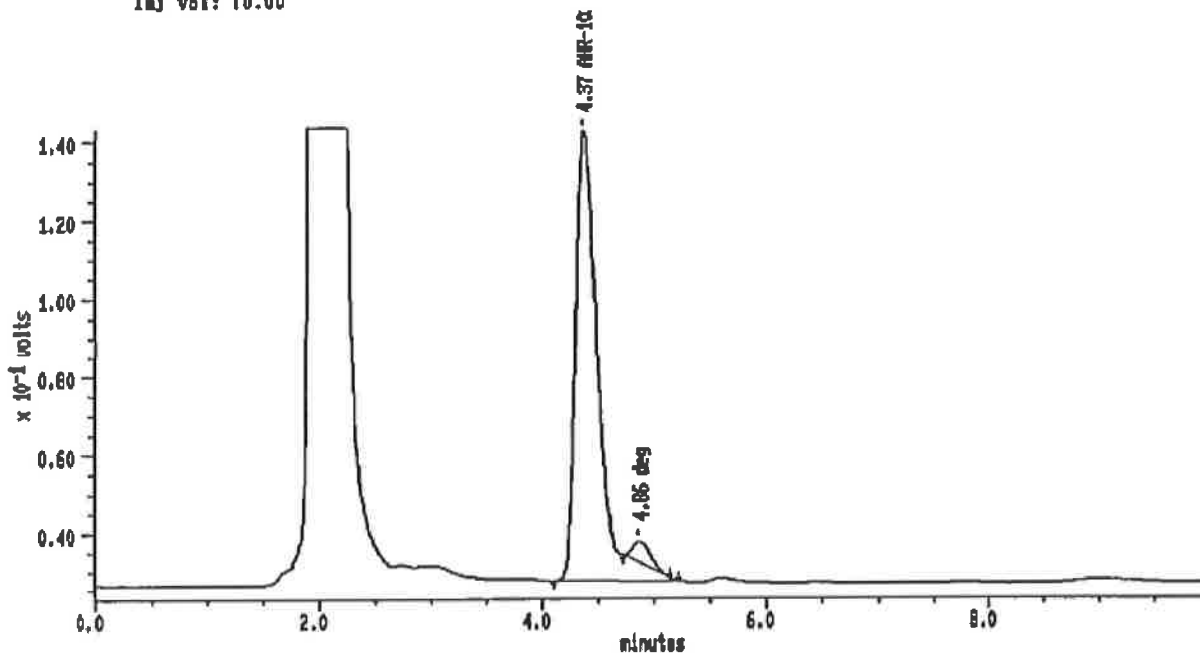
Index: 32

Injection Volume: 10.0

DETECTOR: detector 1

PK#	Retention Time (minutes)	Type	Peak Area	Peak Height	Area Percent	Component Name
1	4.358	BB	2034107	143609	100.00	AHR-10282B
TOTAL			2034107	143609		

Sample: A32 70°C-2W Channel: detector 1 Filename: V2-08 Chart Speed: Full Size
 Acquired: 23-MAR-2001 23:07 Method: B:YAHRYIK13770-2W Operator: S.S
 Inj Vol: 10.00



MAXIMA (c) 1990 Dynamic Solutions, Division of Millipore

MAXIMA 825 Custom Report

Printed: 28-MAR-2001 12:11:55

SAMPLE: A32 70°C-2W

#8 In Method: AHR-10282B

Acquired: 23-MAR-2001 23:07

Rate: 2.0 points/sec

Duration: 10.000 minutes

Operator: S.S

Type: UNKN

Instrument: Instrument 1

Filename: V2-08

Index: 33

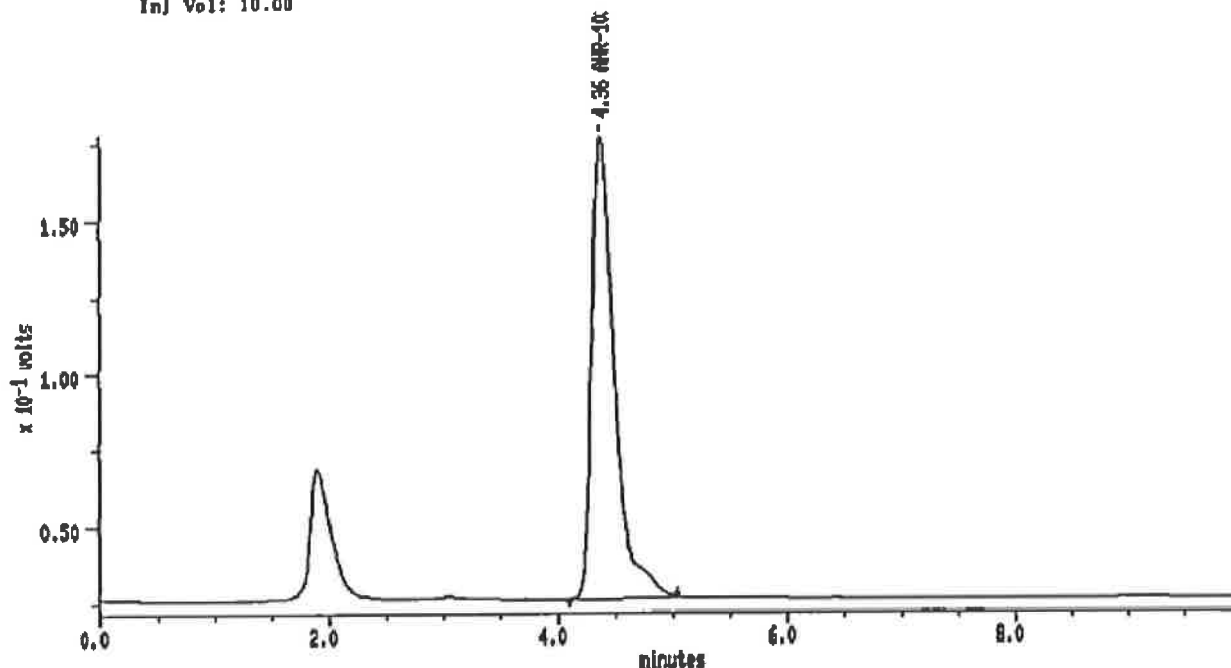
Injection Volume: 10.0

DETECTOR: detector 1

PK#	Retention Time (minutes)	Type	Peak Area	Peak Height	Area Percent	Component Name
1	4.387	BB	1828465	114940	96.26	AHR-10282B
2	4.858	SS	83129	5450	3.74	deg
TOTAL			1889594	120390		

10

Sample: A33 70°C-2W Channel: detector 1 Filename: V2-09 Chart Speed: Full Size
 Acquired: 23-MAR-10 23:19 Method: B:TAHRYIK13V70-2W Operator: S.S
 Inj Vol: 10.00



MAXIMA (c)1990 Dynamic Solutions, Division of Millipore

MAXIMA 825 Custom Report

Printed: 28-MAR-2001 12:12:28

SAMPLE: A33 70°C-2W

#8 in Method: AHR-10282B

Acquired: 23-MAR-2001 23:19

Rate: 2.0 points/sec

Duration: 10.000 minutes

Operator: S.S

Type: UNKN

Instrument: Instrument 1

Filename: V2-09

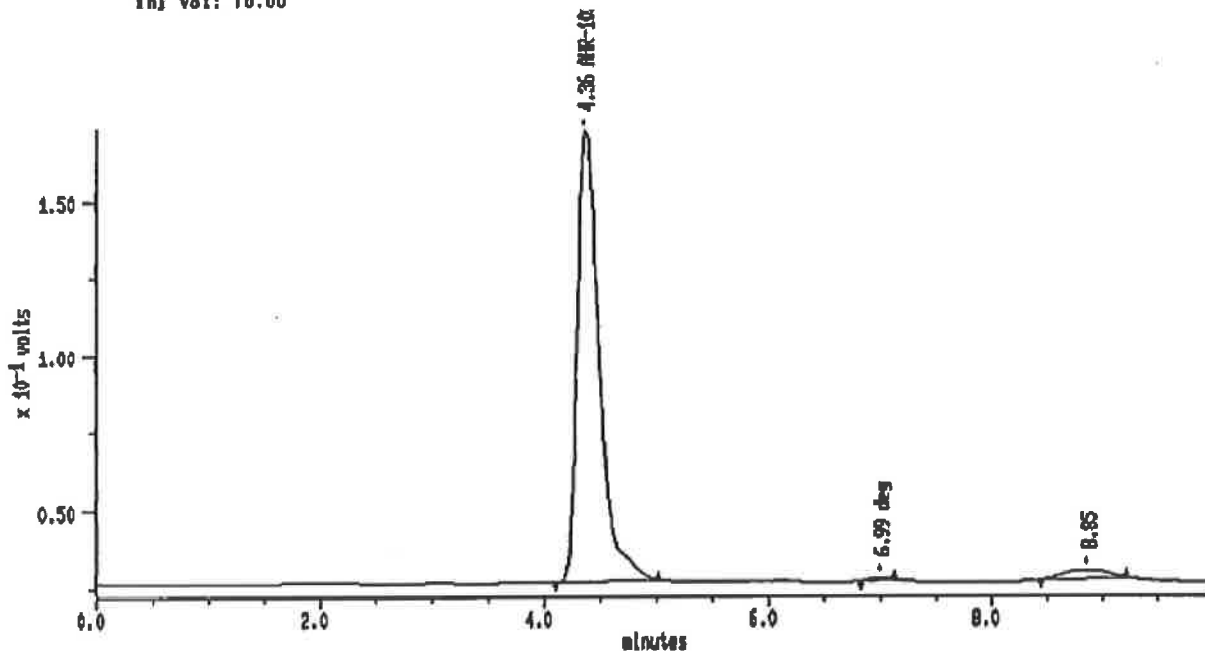
Index: 34

Injection Volume: 10.0

DETECTOR: detector 1

PK#	Retention Time (minutes)	Type	Peak Area	Peak Height	Area Percent	Component Name
1	4.368	BB	2080969	149995	100.00	AHR-10282B
TOTAL			2080969	149995		

11



MAXIMA (c)1990 Dynamic Solutions, Division of Millipore

MAXIMA 825 Custom Report

Printed: 26-MAR-2001 12:12:58

SAMPLE: A34 70°C-2W

#10 In Method: AHR-10282B

Acquired: 23-MAR-2001 23:30

Rate: 2.0 points/sec

Duration: 10.000 minutes

Operator: S.S

Type: UNKN

Instrument: Instrument 1

Filename: V2-10

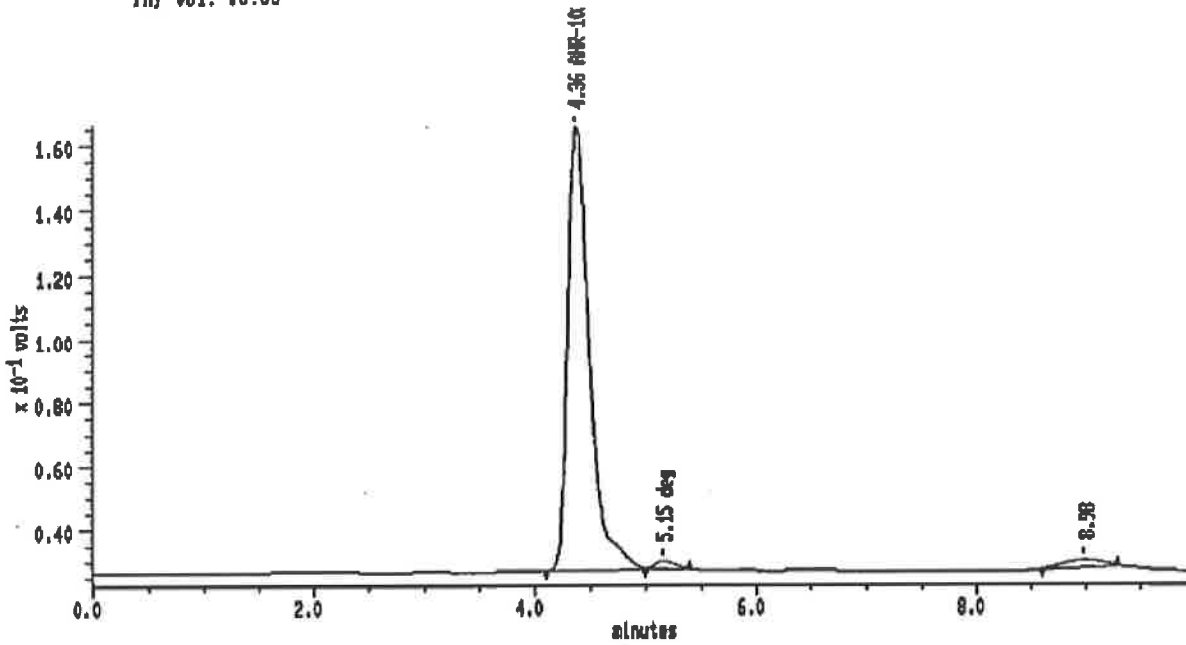
Index: 35

Injection Volume: 10.0

DETECTOR: detector 1

PK#	Retention Time (minutes)	Type	Peak Area	Peak Height	Area Percent	Component Name
1	4.358	BB	2003119	145778	99.40	AHR-10282B
2	6.992	BB	12177	1039	0.60	dog
TOTAL			2016296	146815		

Sample: A35 70°C-2W Channel: detector 1 Filename: V2-11 Chart Speed: Full Size
 Acquired: 23-MAR-10t 23:41 Method: B:TAHRV1K13V70-2W Operator: S.S
 Inj Vol: 10.00



MAXIMA (c) 1990 Dynamic Solutions, Division of Millipore

MAXIMA 825 Custom Report

Printed: 28-MAR-2001 12:13:30

SAMPLE: A35 70°C-2W

#11 In Method: AHR-10282B

Acquired: 23-MAR-2001 23:41

Rate: 2.0 points/sec

Duration: 10.000 minutes

Operator: S.S

Type: UNKN

Instrument: Instrument 1

Filename: V2-11

Index: 38

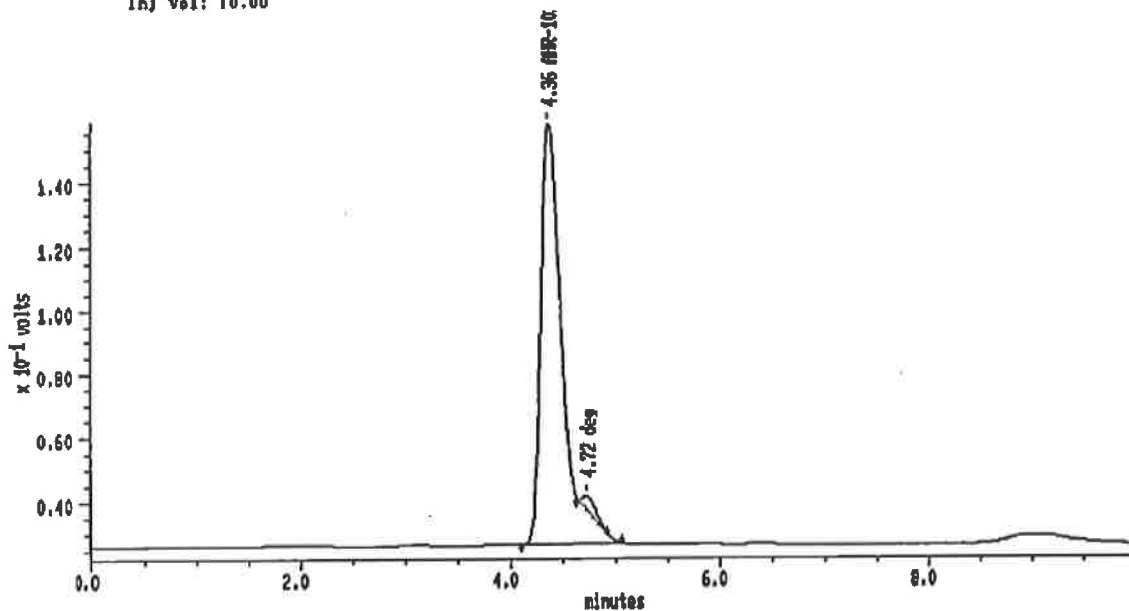
Injection Volume: 10.0

DETECTOR: detector 1

PK#	Retention Time (minutes)	Type	Peak Area	Peak Height	Area Percent	Component Name
1	4.358	BB	1815502	138408	99.84	AHR-10282B
2	5.150	SS	28458	2224	1.36	deg
TOTAL			1941957	140832		

13

Sample: A28 60°C-4W Channel: detector 1 Filename: V2-12 Chart Speed: Full Size
 Acquired: 23-MAR-2001 23:52 Method: B:YAHRIK13V70-2W Operator: S.S
 Inj Vol: 10.00



MAXIMA (c)1988 Dynamic Solutions, Division of Millipore

MAXIMA 825 Custom Report

Printed: 28-MAR-2001 12:39:07

SAMPLE: A28 60°C-4W

#12 in Method: **AHR-10282B**

Acquired: 23-MAR-2001 23:52

Rate: 2.0 points/sec

Duration: 10.000 minutes

Operator: S.S

Type: UNKN

Instrument: Instrument 1

Filename: V2-12

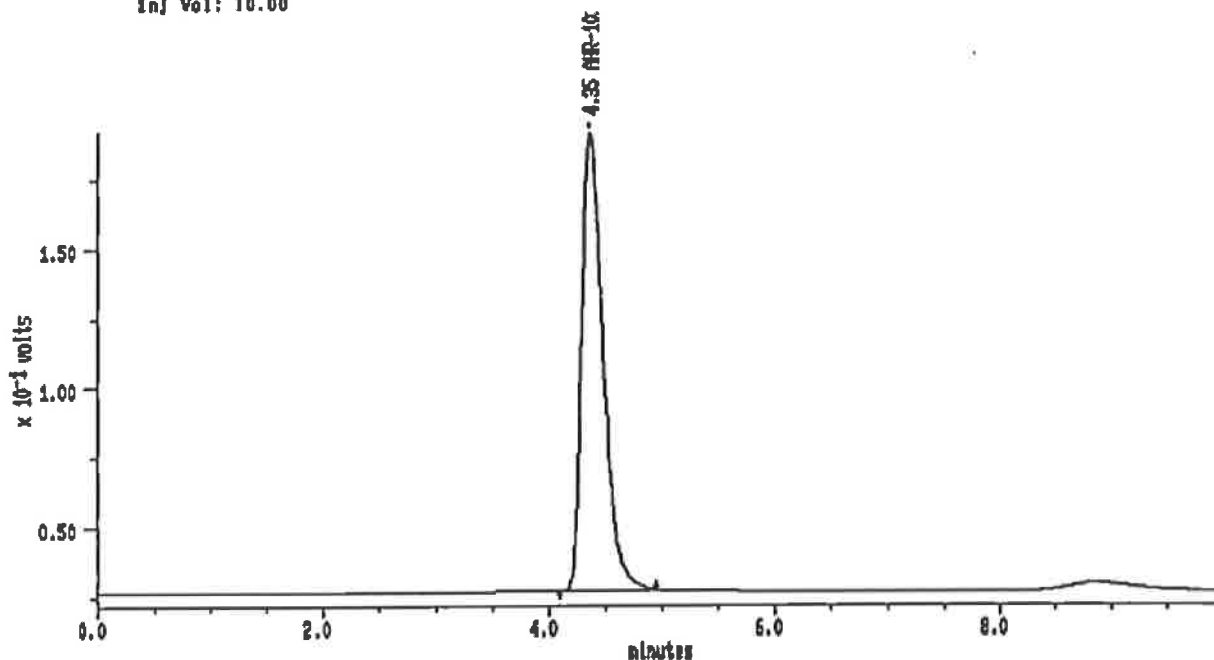
Index: 37

Injection Volume: 10.0

DETECTOR: detector 1

PK#	Retention Time (minutes)	Type	Peak Area	Peak Height	Area Percent	Component Name
1	4.358	BB	1854181	130629	98.02	AHR-10282B
2	4.717	SS	37483	4250	1.98	deg
TOTAL			1881664	134779		

14



MAXIMA (c)1990 Dynamic Solutions, Division of Millipore

MAXIMA 825 Custom Report

Printed: 28-MAR-2001 12:14:23

SAMPLE: A27 80°C-4W

#13 In Method: AHR-10282B

Acquired: 24-MAR-2001 0:04

Rate: 2.0 points/sec

Duration: 10.000 minutes

Operator: S.S

Type: UNKN

Instrument: Instrument 1

Filename: V2-13

Index: 38

Injection Volume: 10.0

DETECTOR: detector 1

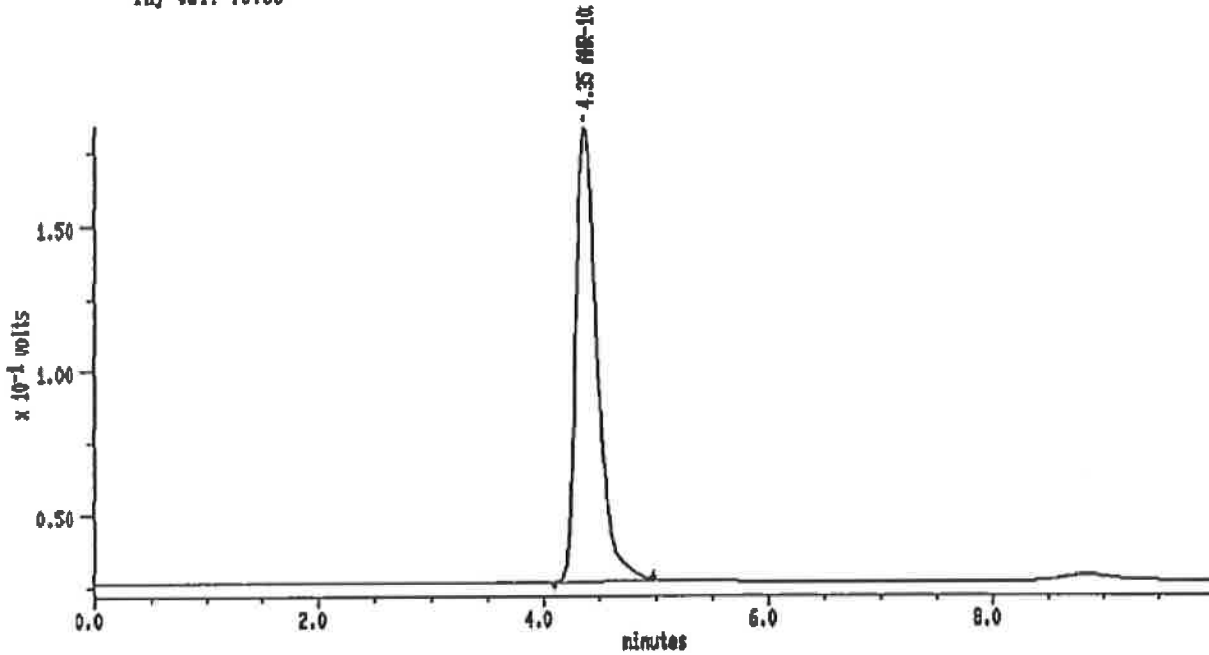
PK#	Retention Time (minutes)	Type	Peak Area	Peak Height	Area Percent	Component Name
1	4.350	SB	2194535	184133	100.00	AHR-10282B
TOTAL			2194535	184133		

Sample: A28 60°C-4W
Acquired: 24-MAR-2001 0:15
Inj Vol: 10.00

Channel: detector 1
Method: B:VAHRYIKI3V70-2W

Filename: V2-14

Chart Speed: Full Size
Operator: S.S



MAXIMA (c) 1990 Dynamic Solutions, Division of Millipore

MAXIMA 825 Custom Report

Printed: 28-MAR-2001 12:15:03

SAMPLE: A28 60°C-4W

#14 in Method: **AHR-10282B**

Acquired: 24-MAR-2001 0:15

Rate: 2.0 points/sec

Duration: 10.000 minutes

Operator: S.S

Type: UNKN

Instrument: Instrument 1

Filename: V2-14

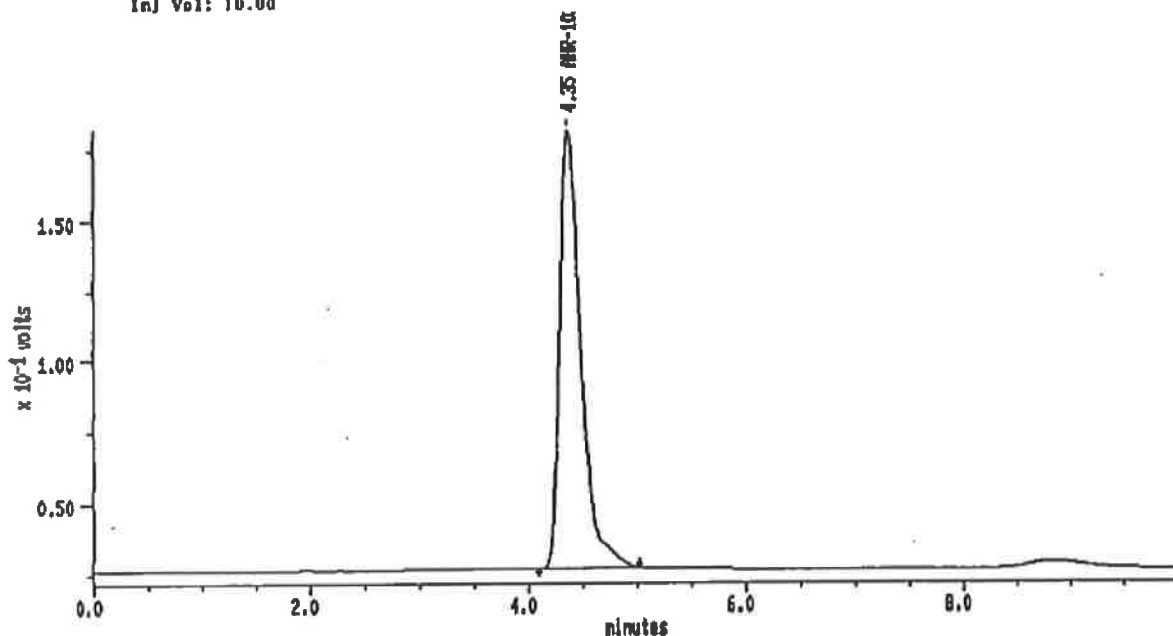
Index: 38

Injection Volume: 10.0

DETECTOR: detector 1

PK#	Retention Time (minutes)	Type	Peak Area	Peak Height	Area Percent	Component Name
1	4.350	BB	2111438	158232	100.00	AHR-10282B
TOTAL			2111438	158232		

Sample: A29 60°C-4W Channel: detector 1 Filename: V2-15 Chart Speed: Full Size
 Acquired: 24-MAR-2001 0:27 Method: B:YAHRTV1K13V70-2W Operator: S.S
 Inj Vol: 10.00



MAXIMA (c)1990 Dynamic Solutions, Division of Millipore

MAXIMA 825 Custom Report

Printed: 26-MAR-2001 12:15:34

SAMPLE: A29 80°C-4W

#15 In Method: AHR-10282B

Acquired: 24-MAR-2001 0:27

Rate: 2.0 points/sec

Duration: 10.000 minutes

Operator: S.S

Type: UNKN

Instrument: Instrument 1

Filename: V2-15

Index: 40

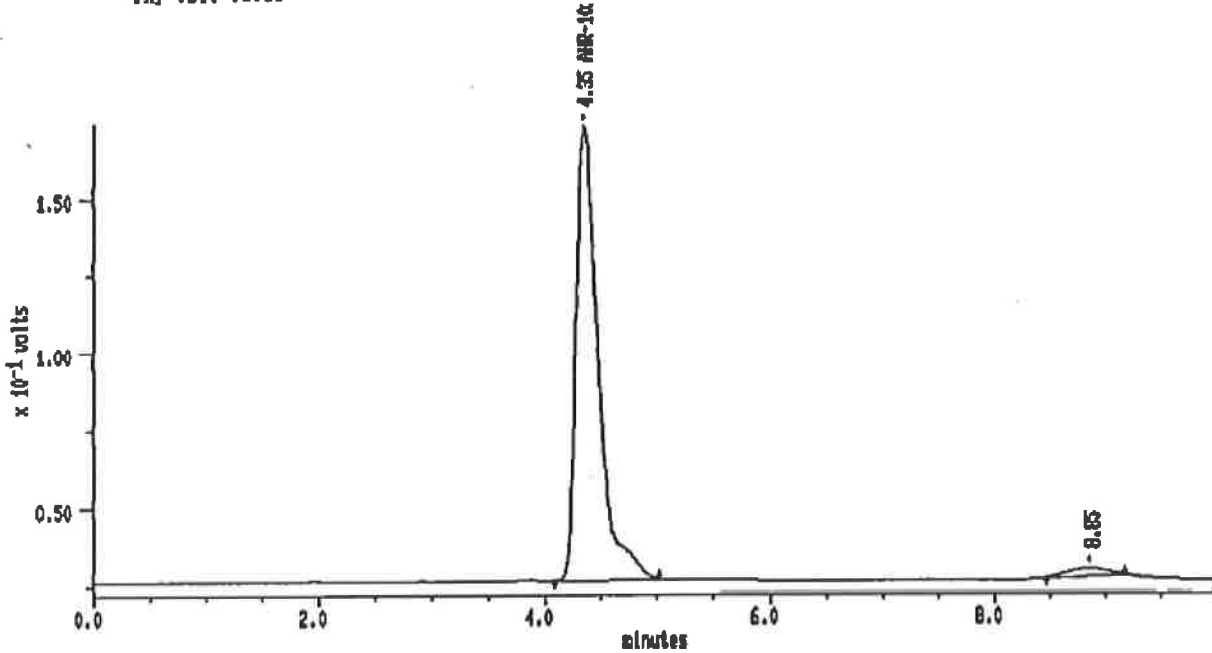
Injection Volume: 10.0

DETECTOR: detector 1

PK#	Retention Time (minutes)	Type	Peak Area	Peak Height	Area Percent	Component Name
1	4.350	BB	2112402	154392	100.00	AHR-10282B
TOTAL			2112402	154392		

17

Sample: A30 60°C-4W Channel: detector 1 Filename: V2-16 Chart Speed: Full Size
 Acquired: 24-MAR-101 0:38 Method: B:YAHRTIK13V70-2W Operator: S.S
 Inj Vol: 10.00



MAXIMA (c)1998 Dynamic Solutions, Division of Millipore

MAXIMA 825 Custom Report

Printed: 28-MAR-2001 12:16:05

SAMPLE: A30 60°C-4W

#16 In Method: AHR-10282B

Acquired: 24-MAR-2001 0:38

Rate: 2.0 points/sec

Duration: 10.000 minutes

Operator: S.S

Type: UNKNOWN

Instrument: Instrument 1

Filename: V2-16

Index: 41

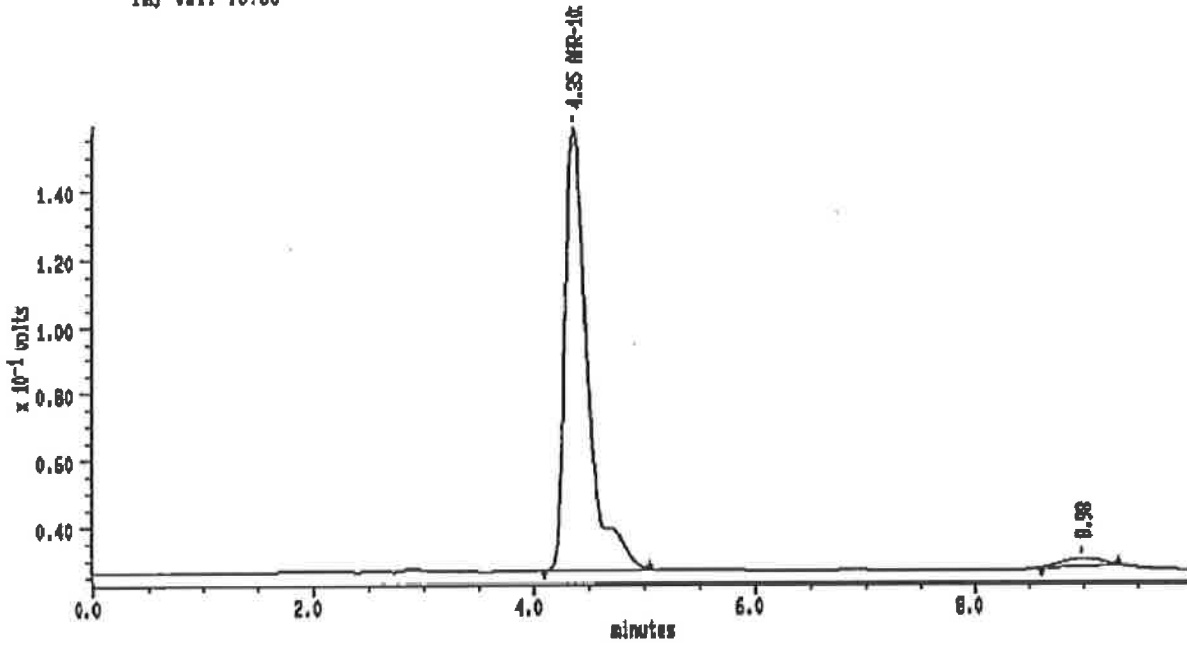
Injection Volume: 10.0

DETECTOR: detector 1

PK#	Retention Time (minutes)	Type	Peak Area	Peak Height	Area Percent	Component Name
1	4.350	SD	2040436	148395	100.00	AHR-10282B
TOTAL			2040436	148395		

18

Sample: A31 60°C-4W Channel: detector 1 Filename: V2-17 Chart Speed: Full Size
 Acquired: 24-MAR-2001 0:49 Method: B:VAHRYIK13V7D-2W Operator: S.S
 Inj Vol: 10.00



MAXIMA (c) 1980 Dynamic Solutions, Division of Millipore

MAXIMA 825 Custom Report

Printed: 26-MAR-2001 12:18:37

SAMPLE: A31 60°C-4W

#17 In Method: AHR-10282B

Acquired: 24-MAR-2001 0:49

Rate: 2.0 points/sec

Duration: 10.000 minutes

Operator: S.S

Type: UNKN

Instrument: Instrument 1

Filename: V2-17

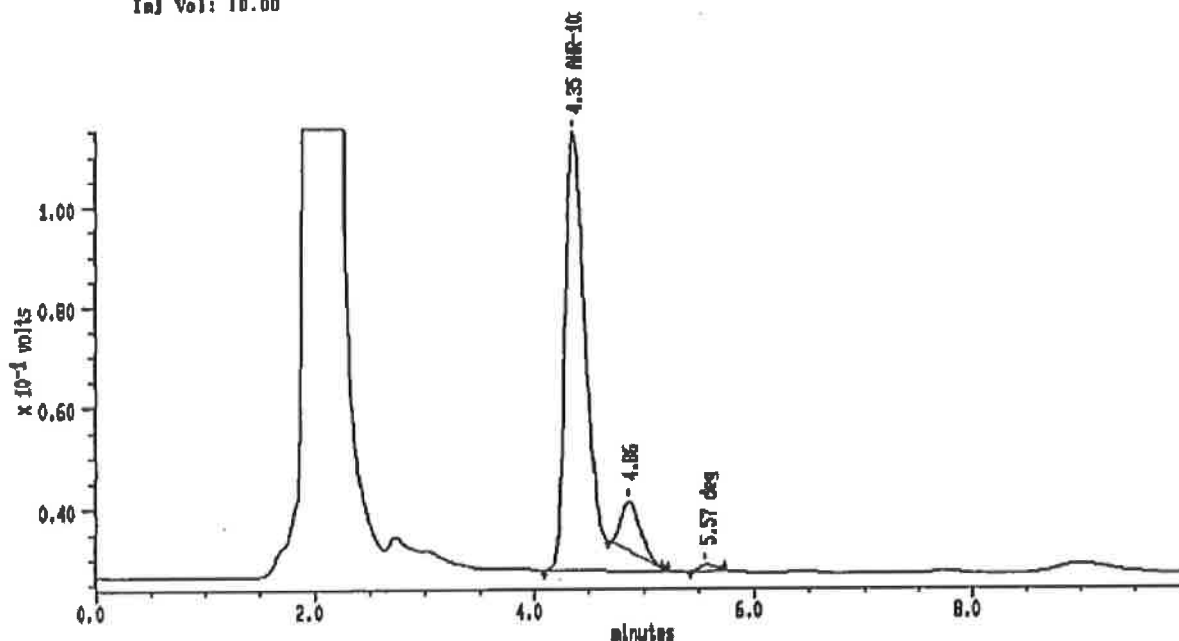
Index: 42

Injection Volume: 10.0

DETECTOR: detector 1

PK#	Retention Time (minutes)	Type	Peak Area	Peak Height	Area Percent	Component Name
1	4.350	BB	1888891	131403	100.00	AHR-10282B
TOTAL			1888891	131403		

Sample: A32 80°C-4W Channel: detector 1 Filename: V2-18 Chart Speed: Full Size
 Acquired: 24-MAR-2001 1:01 Method: B:VAHRV1K13Y70-2W Operator: S.S
 Inj Vol: 10.00



MAXIMA (c) 1990 Dynamic Solutions, Division of Millipore

MAXIMA 825 Custom Report

Printed: 28-MAR-2001 12:17:08

SAMPLE: A32 80°C-4W

#18 in Method: **AHR-10282B**

Acquired: 24-MAR-2001 1:01

Rate: 2.0 points/sec

Duration: 10.000 minutes

Operator: S.S

Type: UNKN

Instrument: Instrument 1

Filename: V2-18

Index: 43

Injection Volume: 10.0

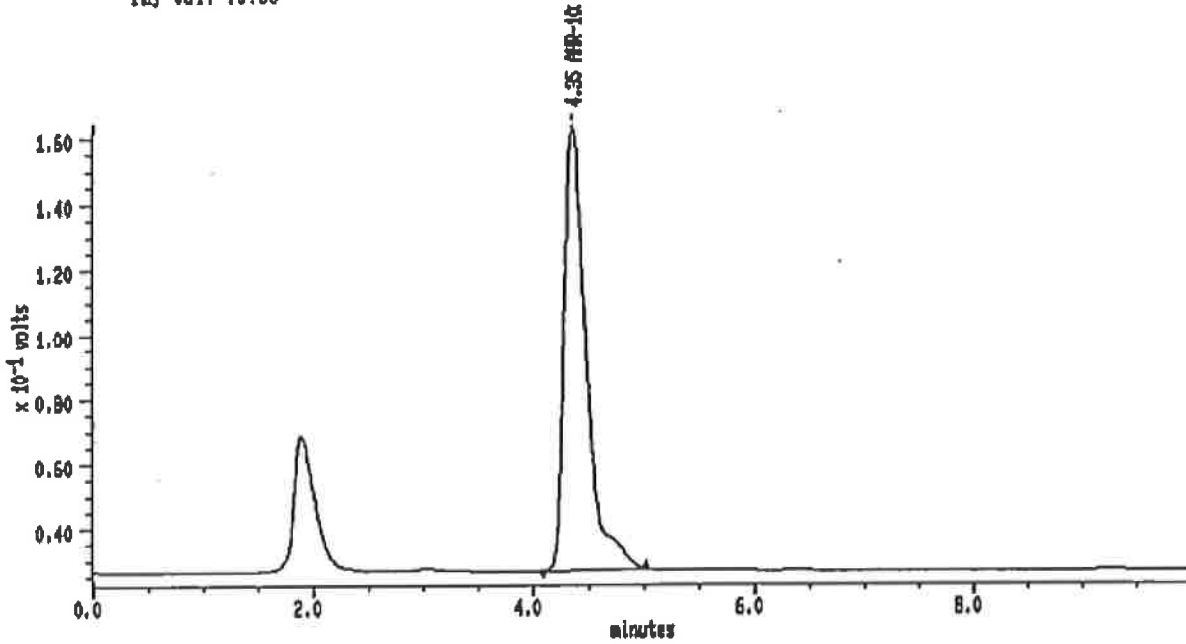
Amount: 0.000

DETECTOR: detector 1

PK#	Retention Time (minutes)	Type	Peak Area	Peak Height	Area Percent	Component Name
1	4.350	BB	1243872	86886	98.98	AHR-10282B
3	5.567	BB	13116	1186	1.04	deg
TOTAL			1266987	88172		

20

Sample: A33 60°C-4W Channel: detector 1 Filename: V2-19 Chart Speed: Full Size
 Acquired: 24-MAR-2001 1:12 Method: B:VAHRV1K13Y70-2W Operator: S.S
 Inj Vol: 10.00



MAXIMA (c) 1990 Dynamic Solutions, Division of Millipore

MAXIMA 825 Custom Report

Printed: 28-MAR-2001 12:17:39

SAMPLE: A33 60°C-4W

#19 in Method: **AHR-10282B**

Acquired: 24-MAR-2001 1:12

Rate: 2.0 points/sec

Duration: 10.000 minutes

Operator: S.S

Type: UNKN

Instrument: Instrument 1

Filename: V2-19

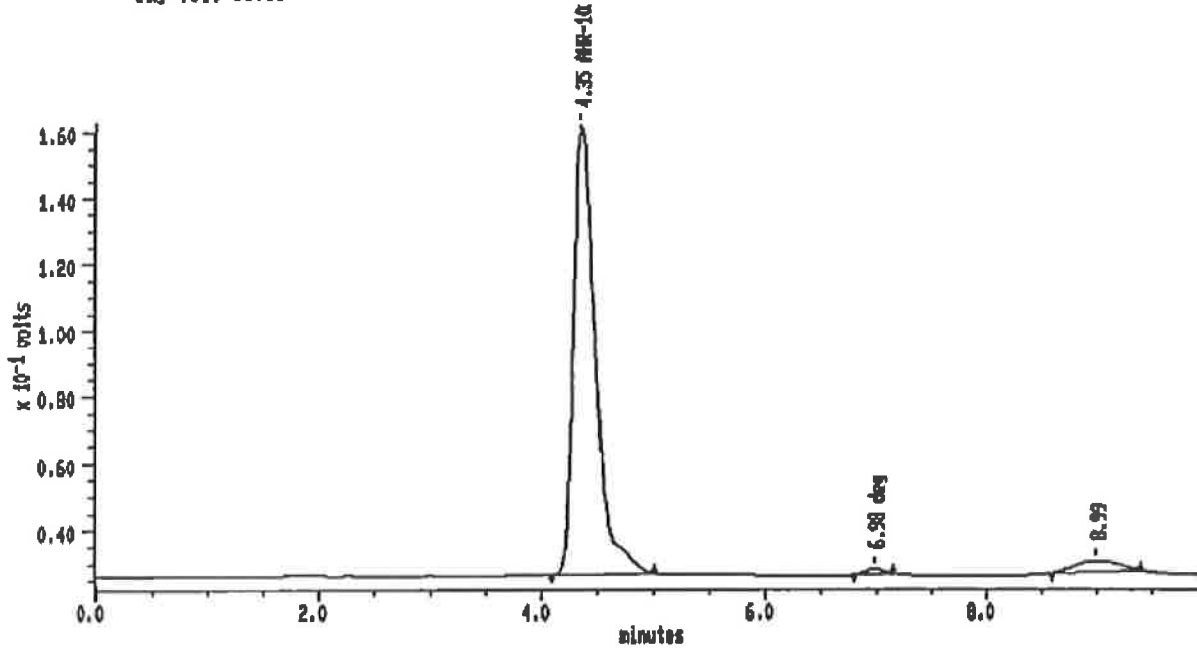
Index: 44

Injection Volume: 10.0

DETECTOR: detector 1

PK#	Retention Time (minutes)	Type	Peak Area	Peak Height	Area Percent	Component Name
1	4.350	BB	1905780	138520	100.00	AHR-10282B
TOTAL			1905780	138520		

Sample: A34 60°C-4W Channel: detector 1 Filename: V2-20 Chart Speed: Full Size
 Acquired: 24-MAR-2001 1:23 Method: 8:VAHRVAKL3V70-2W Operator: S.S
 Inj Vol: 10.00



MAXIMA (c) 1990 Dynamic Solutions, Division of Millipore

MAXIMA 825 Custom Report

Printed: 26-MAR-2001 12:18:11

SAMPLE: A34 60°C-4W

#20 In Method: AHR-10282B

Acquired: 24-MAR-2001 1:23

Rate: 2.0 points/sec

Duration: 10.000 minutes

Operator: S.S

Type: UNKN

Instrument: Instrument 1

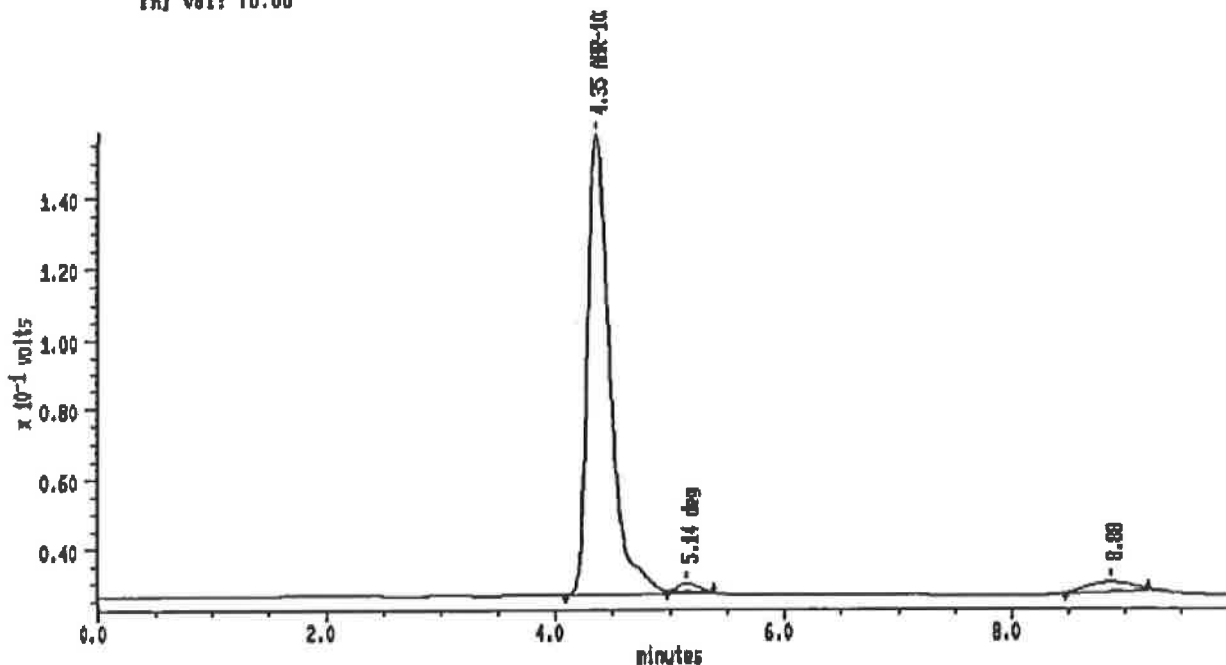
Filename: V2-20

Index: 46

Injection Volume: 10.0

DETECTOR: detector 1

PK#	Retention Time (minutes)	Type	Peak Area	Peak Height	Area Percent	Component Name
1	4.350	BB	1850887	134741	99.02	AHR-10282B
2	8.975	BB	18307	1395	0.98	dag
TOTAL			1869174	136136		



MAXIMA (c) 1990 Dynamic Solutions, Division of Millipore

MAXIMA 825 Custom Report

Printed: 28-MAR-2001 12:18:43

SAMPLE: A35 60°C-4W

#21 In Method: **AHR-10282B**

Acquired: 24-MAR-2001 1:36

Rate: 2.0 points/sec

Duration: 10.000 minutes

Operator: S.S

Type: UNKN

Instrument: Instrument 1

Filename: V2-21

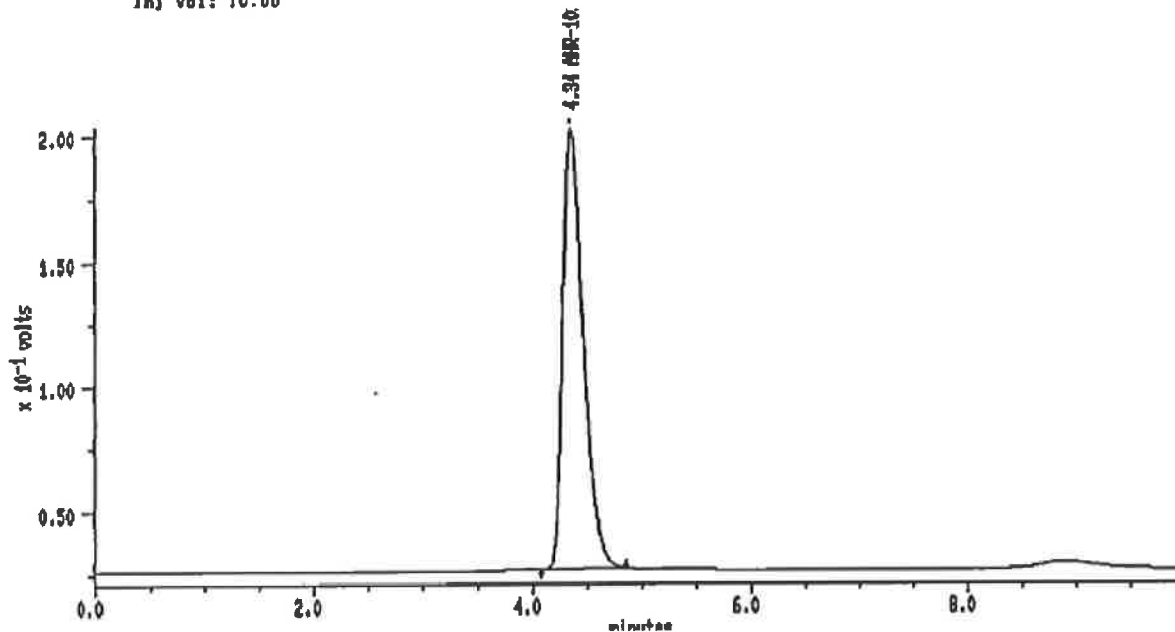
Index: 46

Injection Volume: 10.0

DETECTOR: detector 1

PK#	Retention Time (minutes)	Type	Peak Area	Peak Height	Area Percent	Component Name
1	4.350	BB	1813088	130724	98.53	AHR-10282B
2	5.142	SS	27101	2286	1.47	deg
TOTAL			1840188	133010		

Sample: STD2 Channel: detector 1 Filename: V2-22 Chart Speed: Full Size
 Acquired: 24-MAR-2001 1:46 Method: B:YAHRYIK13V70-2W Operator: S.S
 Inj Vol: 10.00



MAXIMA (c)1990 Dynamic Solutions, Division of Millipore

MAXIMA 825 Custom Report

Printed: 26-MAR-2001 12:19:14

SAMPLE: STD2

#22 In Method: AHR-10282B

Acquired: 24-MAR-2001 1:46

Rate: 2.0 points/sec

Duration: 10.000 minutes

Operator: S.S

Type: UNKN

Instrument: Instrument 1

Filename: V2-22

Index: 26

Injection Volume: 10.0

DETECTOR: detector 1

PK#	Retention Time (minutes)	Type	Peak Area	Peak Height	Area Percent	Component Name
1	4.342	BB	2319989	175137	100.00	AHR-10282B
TOTAL			2319989	175137		

24

Bronuck Ophthalmic Solution Stability Test
 Lot No. 01K131

Test code: P2000B177
 Tester: Shirou Sawa
 Test date: 20 February 2001

	ID	Chromato No	Peak Area	Conc. (mg/mL)	Remaining (%)	Collec(%)	Water	Initial	present
STD	1	INI-01	2286918						
STD	2	INI-32	2276153						
STD	mean		2281536	0.9950					
A-26	Initial	INI-02	2293965	1.0004	100				
A-27	Initial	INI-03	2262847	0.9868	100				
A-28	Initial	INI-04	2274923	0.9921	100				
A-29	Initial	INI-05	2369117	1.0332	100				
A-30	Initial	INI-06	2326638	1.0147	100				
A-31	Initial	INI-07	2328545	1.0155	100				
A-32	Initial	INI-08	2412438	1.0521	100				
A-33	Initial	INI-09	2298387	1.0023	100				
A-34	Initial	INI-10	2300355	1.0032	100				
A-35	Initial	INI-11	2317836	1.0108	100				
A-26	70°C-1W	INI-12	2132144	0.9298	92.94	89.49	3.71	8.3664	8.1916
A-27	70°C-1W	INI-13	2253964	0.9830	99.61	95.88	3.74	8.3824	8.2055
A-28	70°C-1W	INI-14	2243961	0.9786	98.64	95.01	3.68	8.4773	8.2997
A-29	70°C-1W	INI-15	2312544	1.0085	97.61	94.30	3.39	8.4742	8.3106
A-30	70°C-1W	INI-16	2258611	0.9850	97.07	93.45	3.73	8.5162	8.3347
A-31	70°C-1W	INI-17	2195956	0.9577	94.31	91.14	3.36	8.5820	8.4165
A-32	70°C-1W	INI-18	2197422	0.9583	91.08	87.70	3.71	8.4924	8.3126
A-33	70°C-1W	INI-19	2186825	0.9537	95.15	91.55	3.78	8.4307	8.2501
A-34	70°C-1W	INI-20	2165761	0.9445	94.15	90.90	3.45	8.4785	8.3119
A-35	70°C-1W	INI-21	2115392	0.9225	91.26	87.80	3.79	8.5490	8.3635
A-26	60°C-1W	INI-22	2117458	0.9234	92.30	90.67	1.77	8.3539	8.2705
A-27	60°C-1W	INI-23	2250178	0.9813	99.44	97.70	1.75	8.4678	8.3837
A-28	60°C-1W	INI-24	2211902	0.9646	97.23	95.47	1.81	8.4976	8.4099
A-29	60°C-1W	INI-25	2290389	0.9989	96.68	95.15	1.58	8.5264	8.4495
A-30	60°C-1W	INI-26	2227585	0.9715	95.74	94.19	1.62	8.4971	8.4186
A-31	60°C-1W	INI-27	2170690	0.9467	93.23	91.58	1.77	8.5363	8.4500
A-32	60°C-1W	INI-28	2243853	0.9786	93.01	91.35	1.79	8.4164	8.3310
A-33	60°C-1W	INI-29	2193124	0.9564	95.42	93.75	1.75	8.4560	8.3718
A-34	60°C-1W	INI-30	2153242	0.9390	93.60	92.08	1.62	8.4995	8.4210
A-35	60°C-1W	INI-31	2116180	0.9229	91.30	89.65	1.81	8.6061	8.5163

*Re-edited in order to document the data necessary for calculation.
 Shirou Sawa, 6 May 2005*

2/20 16:27
 NO.21 PH 7.05
 24.1°C

2/20 16:28
 NO.22 PH 7.10
 24.3°C

2/20 16:30
 NO.23 PH 7.10
 24.3°C

2/20 16:32
 NO.24 PH 7.00
 24.4°C

2/20 16:33
 NO.25 PH 7.09
 24.5°C

2/20 16:34
 NO.26 PH 7.06
 24.3°C

2/20 16:35
 NO.27 PH 7.05
 24.3°C

2/20 16:36
 NO.28 PH 7.08
 24.4°C

2/20 16:36
 NO.29 PH 7.07
 24.5°C

2/20 16:38
 NO.30 PH 7.12
 24.4°C

2/20 16:29
 NO.31 PH 7.02
 24.4°C

2/20 16:40
 NO.32 PH 7.05
 24.5°C

2/20 16:41
 NO.33 PH 7.03
 24.6°C

2/20 16:42
 NO.34 PH 7.03
 24.5°C

2/20 16:43
 NO.35 PH 7.02
 24.6°C

2/20 16:44
 NO.36 PH 7.01
 24.6°C

2/20 16:45
 NO.37 PH 7.04
 24.5°C

2/20 16:46
 NO.38 PH 7.10
 24.6°C

2/20 16:48
 NO.39 PH 7.10
 24.5°C

2/20 16:49
 NO.40 PH 7.18
 24.4°C

2/20 16:50
 NO.41 PH 7.02
 24.6°C

2/20 16:51
 NO.42 PH 7.01
 24.6°C

2/20 16:52
 NO.43 PH 7.04
 24.6°C

2/20 16:53
 NO.44 PH 7.09
 24.6°C

2/20 16:53
 NO.45 PH 7.08
 24.5°C

2/20 16:54
 NO.46 PH 7.05
 24.7°C

2/20 16:55
 NO.47 PH 7.05
 24.6°C

2/20 16:56
 NO.48 PH 7.06
 24.6°C

2/20 16:56
 NO.49 PH 7.06
 24.4°C

2/20 16:57
 NO.50 PH 7.10
 24.5°C

Preparation Record B (drug solution) Form 7 (15 November 2000)

Test substance	Test code		Lot No.	Preparation date	Tester	Shirou Sawa				
Test item	5mL colorless ampoules ×	5mL colorless PP ×	5mL brown PP ×	×	×	×				
Formulation No.	26		27		28		29		30	
Ingredients and amounts	Amount of starting material (g)	Weighed amount (g)	Amount of starting material (g)	Weighed amount (g)	Amount of starting material (g)	Weighed amount (g)	Amount of starting material (g)	Weighed amount (g)	Amount of starting material (g)	Weighed amount (g)
Ingredient	mL		mL							
<i>Bromfenac sodium</i>	0.1	0.101	0.1	0.102	0.1	0.101	0.1	0.100	0.1	0.100
<i>Boric acid</i>	1.6	1.601	1.6		1.6	1.603	1.6	1.598	1.6	1.599
<i>Benzalkonium chloride</i>			0.005		0.005		0.005			
<i>Polysorbate 80</i>										
<i>Tyloxapol</i>	0.15	0.150	0.05	0.01944	0.1	0.05446	0.1	0.10024	0.15	0.15108
<i>Methylglucamine</i>							0.1	0.101		

NO. 13
13 11:27
NO. 43

NO. 14
13 11:38
NO. 5

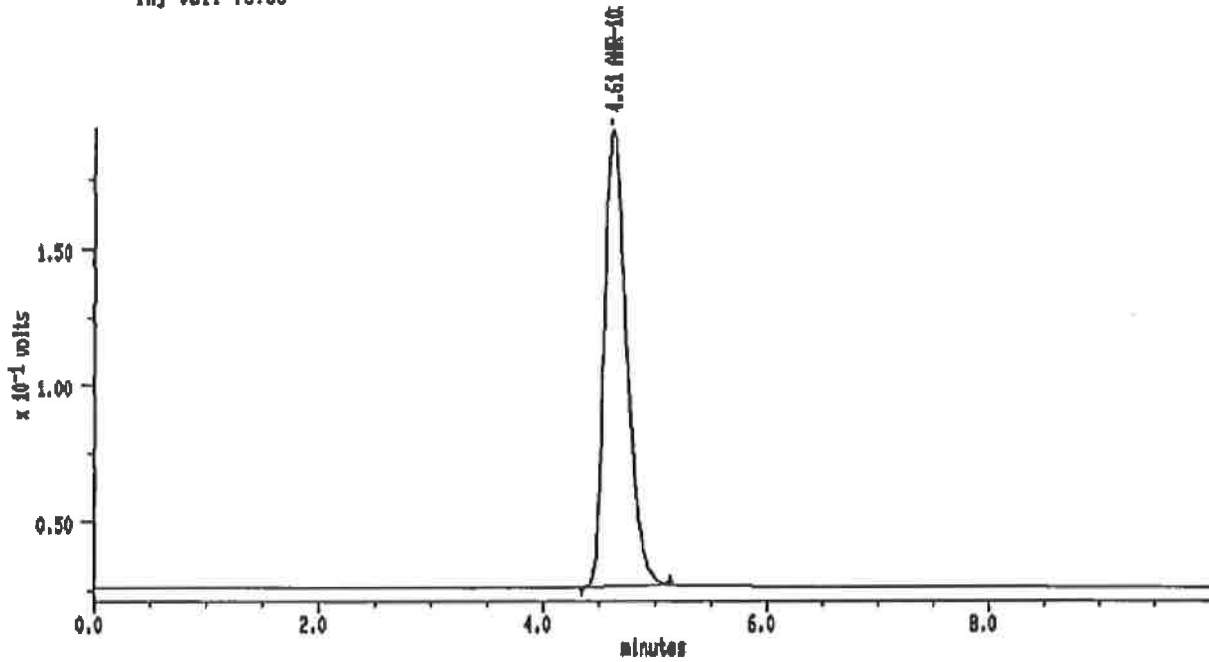
NO. 15
13 11:41
NO. 52

NO. 16
13 11:44
NO. 51

NO. 17
13 11:47
NO. 50

NO. 18
13 11:50
NO. 49

Sample: STD1 Channel: detector 1 Filename: INI-01 Chart Speed: Full Size
 Acquired: 20-FEB-2001 18:27 Method: B:VAHRV1K13VINITIAL Operator: S.S
 Inj Vol: 10.00



MAXIMA (c)1990 Dynamic Solutions, Division of Millipore

MAXIMA 825 Custom Report

Printed: 20-FEB-2001 18:37:32

SAMPLE: STD1

#4 In Method: **AHR-10282B**

Acquired: 20-FEB-2001 18:27

Rate: 2.0 points/sec

Duration: 10.000 minutes

Operator: S.S

Type: UNKN

Instrument: Instrument 1

Filename: INI-01

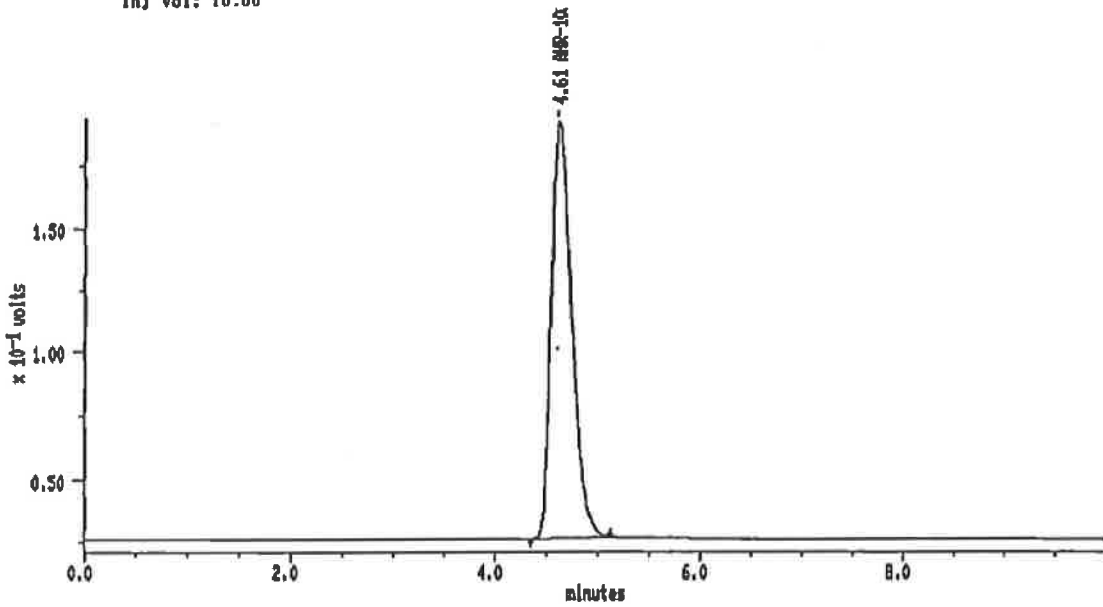
Index: 1

Injection Volume: 10.0

DETECTOR: detector 1

PK#	Retention Time (minutes)	Type	Peak Area	Peak Height	Area Percent	Component Name
1	4.808	BB	2286918	185253	100.00	AHR-10282B
TOTAL			2286918	185253		

Sample: A28 INITIAL Channel: detector 1 Filename: INI-02 Chart Speed: Full Size
 Acquired: 20-FEB-2001 18:38 Method: B:VAHRV1K13VINITIAL Operator: S.S
 Inj Vol: 10.00



MAXIMA (c) 1990 Dynamic Solutions, Division of Millipore

MAXIMA 825 Custom Report

Printed: 20-FEB-2001 18:48:46

SAMPLE: A28 INITIAL

#5 in Method: AHR-10282B

Acquired: 20-FEB-2001 18:38

Rate: 2.0 points/sec

Duration: 10.000 minutes

Operator: S.S

Type: UNKN

Instrument: Instrument 1

Filename: INI-02

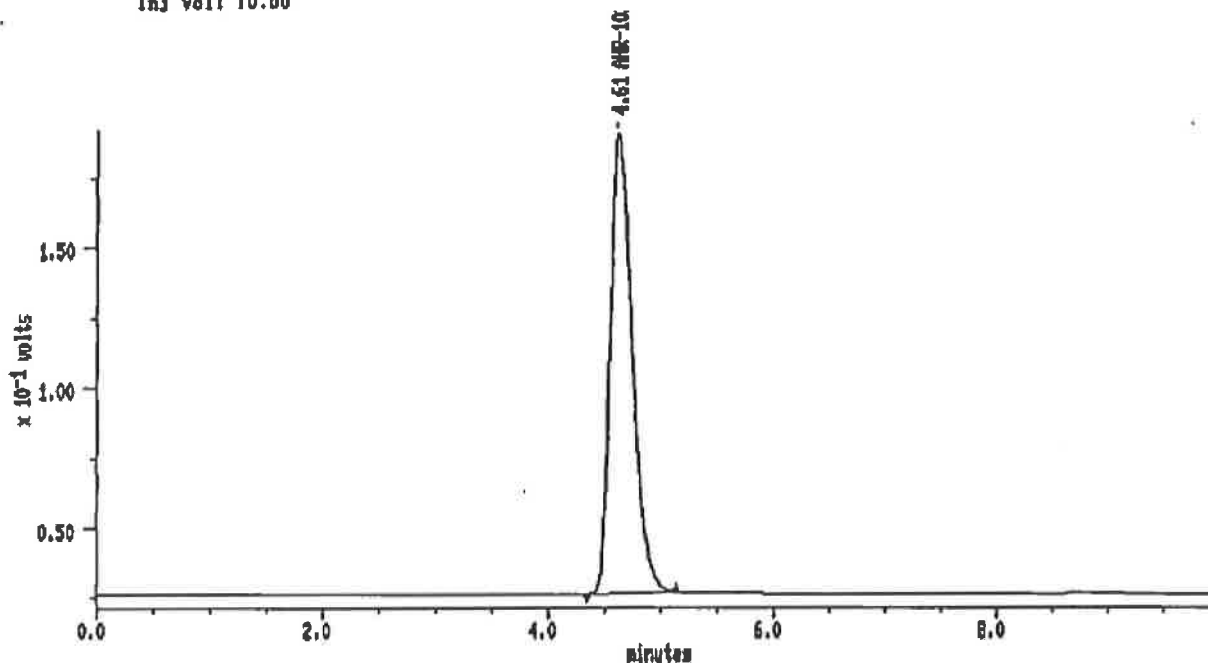
Index: 2

Injection Volume: 10.0

DETECTOR: detector 1

PK#	Retention Time (minutes)	Type	Peak Area	Peak Height	Area Percent	Component Name
1	4.808	BB	2293985	165920	100.00	AHR-10282B
TOTAL			2293985	165920		

Sample: A27 INITIAL Channel: detector 1 Filename: INI-03 Chart Speed: Full Size
 Acquired: 20-FEB-2001 18:49 Method: B:VAHRV1K13VINITIAL Operator: S.S
 Inj Vol: 10.00



MAXIMA (c) 1990 Dynamic Solutions, Division of Millipore

MAXIMA 825 Custom Report

Printed: 20-FEB-2001 19:00:03

SAMPLE: A27 INITIAL

#8 in Method: AHR-10282B

Acquired: 20-FEB-2001 18:49

Rate: 2.0 points/sec

Duration: 10.000 minutes

Operator: S.S

Type: UNKN

Instrument: Instrument 1

Filename: INI-03

Index: 3

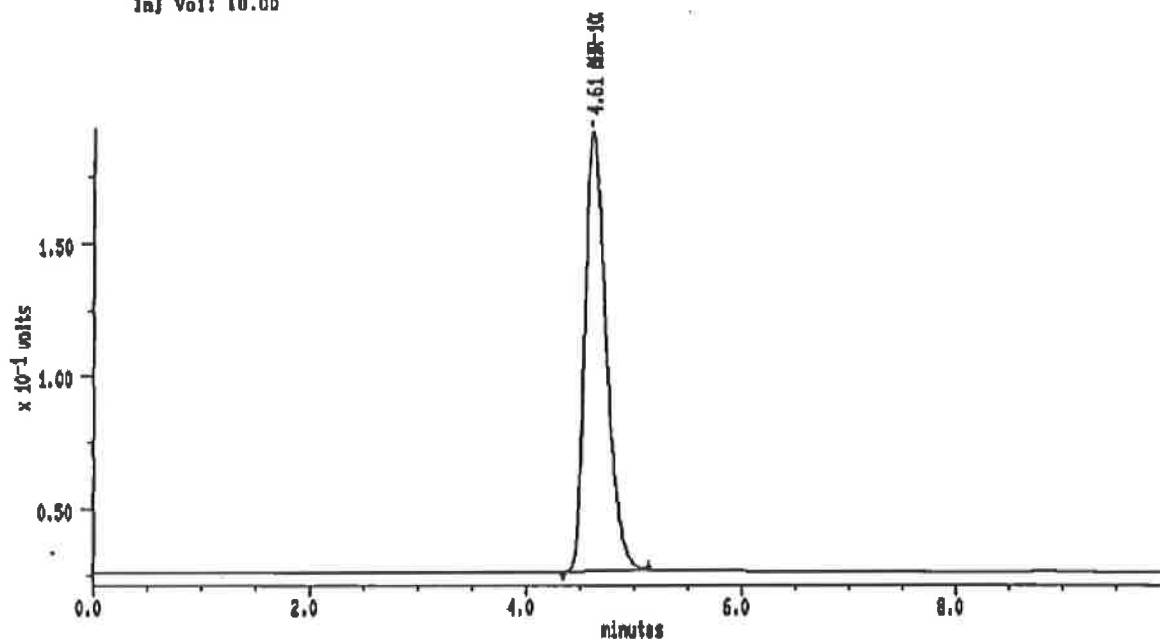
Injection Volume: 10.0

DETECTOR: detector 1

PK#	Retention Time (minutes)	Type	Peak Area	Peak Height	Area Percent	Component Name
1	4.608	BB	2262847	163883	100.00	AHR-10282B
TOTAL			2262847	163883		

7

Sample: A29 INITIAL Channel: detector 1 Filename: IN1-04 Chart Speed: Full Size
 Acquired: 20-FEB-2001 19:00 Method: B:YANRVIK13VINITIAL Operator: S.S
 Inj Vol: 10.00



MAXIMA (c) 1990 Dynamic Solutions, Division of Millipore

MAXIMA 825 Custom Report

Printed: 20-FEB-2001 19:11:20

SAMPLE: A28 INITIAL

#7 In Method: AHR-10282B

Acquired: 20-FEB-2001 19:00

Rate: 2.0 points/sec

Duration: 10.000 minutes

Operator: S.S

Type: UNKN

Instrument: Instrument 1

Filename: IN1-04

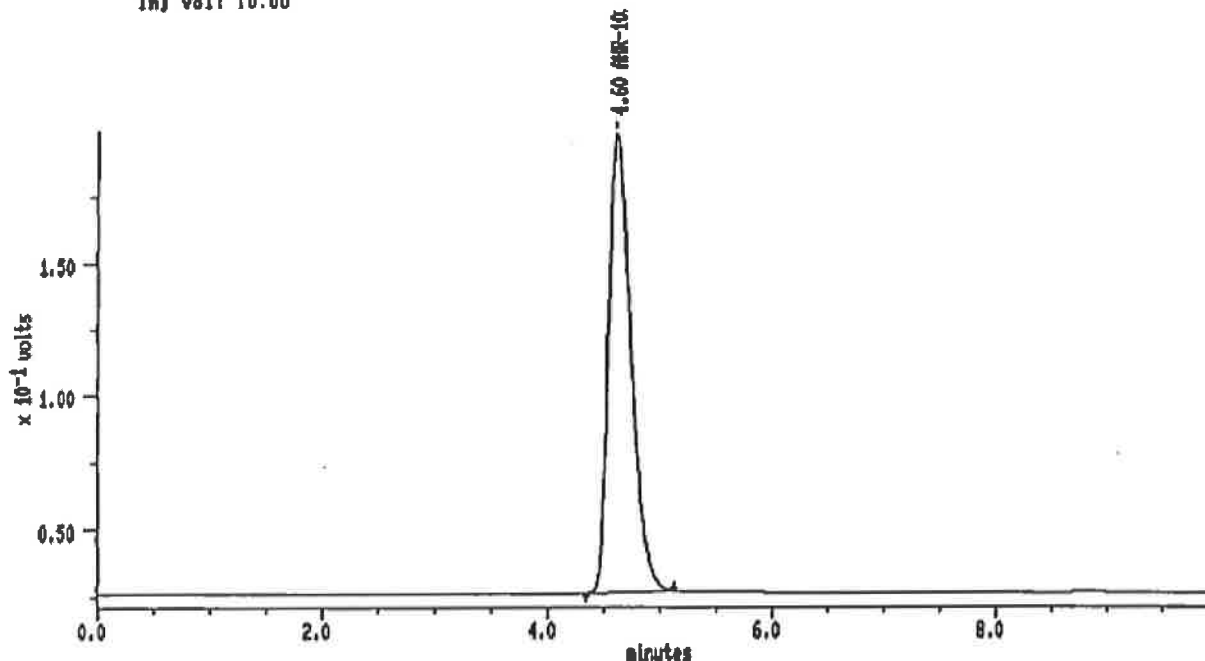
Index: 4

Injection Volume: 10.0

DETECTOR: detector 1

PK#	Retention Time (minutes)	Type	Peak Area	Peak Height	Area Percent	Component Name
1	4.608	BB	2274923	164712	100.00	AHR-10282B
TOTAL			2274923	164712		

Sample: A29 INITIAL Channel: detector 1 Filename: IN1-05 Chart Speed: Full Size
 Acquired: 20-FEB-01 19:12 Method: B:VAHRV1K13VINITIAL Operator: S.S
 Inj Vol: 10.00



MAXIMA (c)1990 Dynamic Solutions, Division of Millipore

MAXIMA 825 Custom Report

Printed: 20-FEB-2001 19:22:37

SAMPLE: A29 INITIAL

#8 In Method: **AHR-10282B**

Acquired: 20-FEB-2001 19:12

Rate: 2.0 points/sec

Duration: 10.000 minutes

Operator: S.S

Type: LINKN

Instrument: Instrument 1

Filename: IN1-05

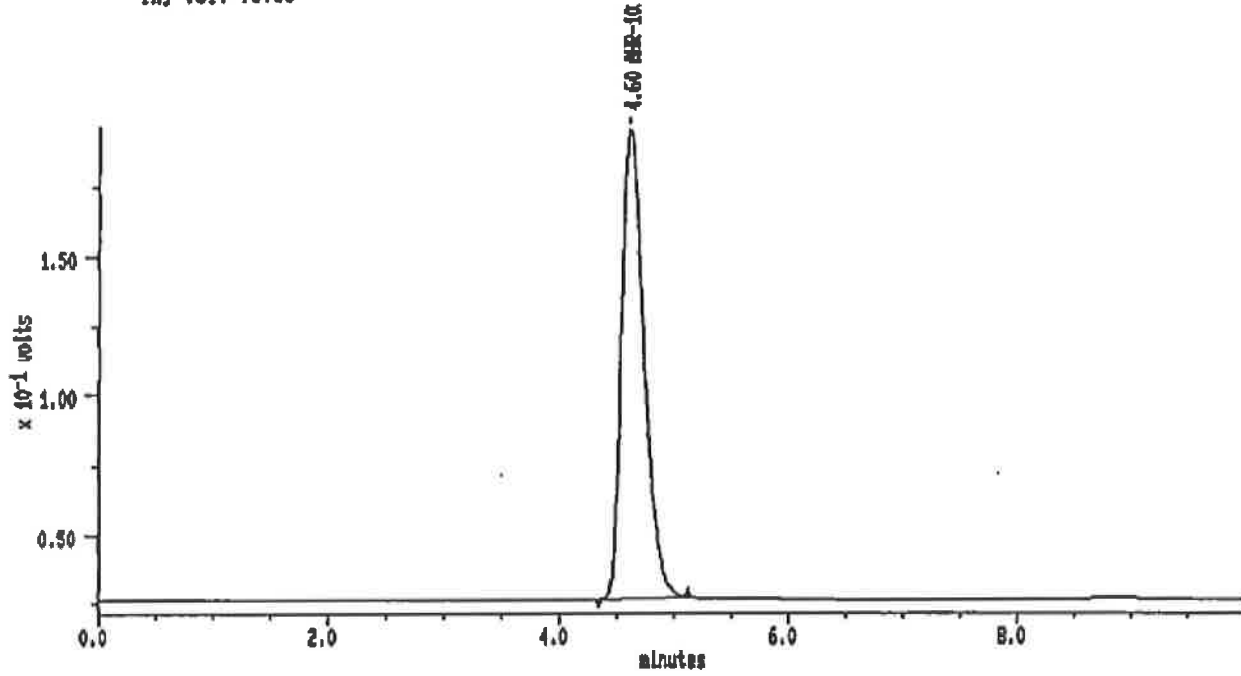
Index: 5

Injection Volume: 10.0

DETECTOR: detector 1

PK#	Retention Time (minutes)	Type	Peak Area	Peak Height	Area Percent	Component Name
1	4.600	BB	2389117	171584	100.00	AHR-10282B
TOTAL			2389117	171584		

Sample: A30 INITIAL Channel: detector 1 Filename: INI-08 Chart Speed: Full Size
 Acquired: 20-FEB-2001 19:23 Method: D:VAHRVIK13VINITIAL Operator: S.S
 Inj Vol: 10.00



MAXIMA (c) 1990 Dynamic Solutions, Division of Millipore

MAXIMA 825 Custom Report

Printed: 20-FEB-2001 19:33:54

SAMPLE: A30 INITIAL

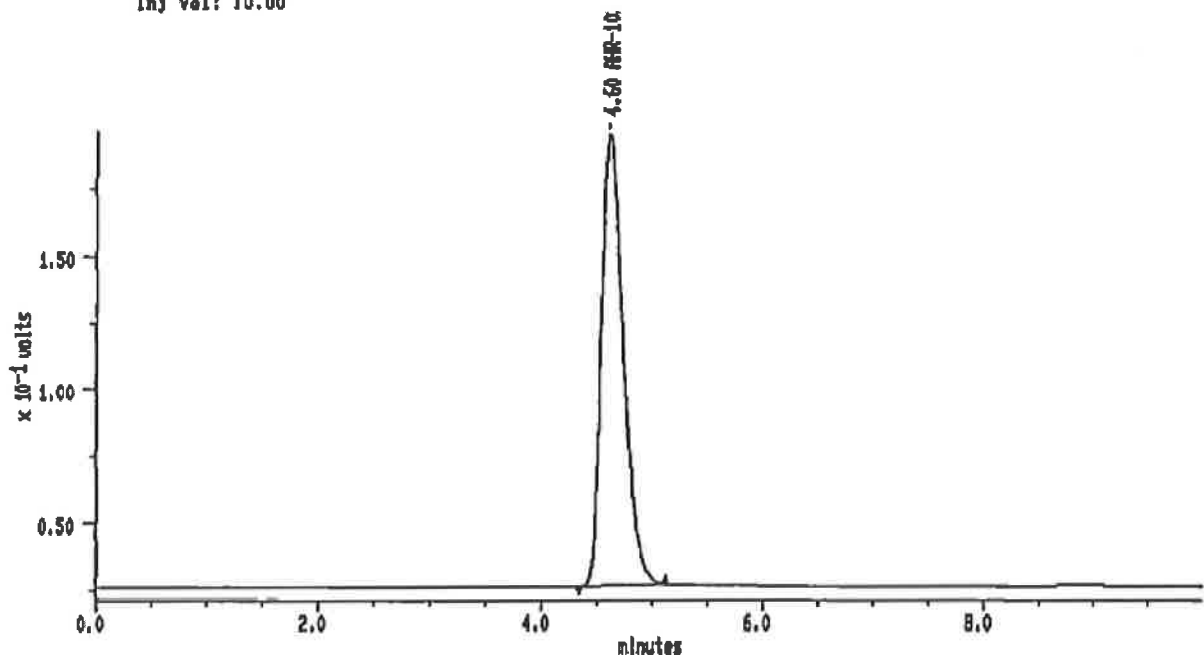
#9 In Method: AHR-10282B

Acquired: 20-FEB-2001 19:23
 Rate: 2.0 points/sec
 Duration: 10.000 minutes
 Operator: S.S

Type: UNKN
 Instrument: Instrument 1
 Filename: INI-08
 Index: 8
 Injection Volume: 10.0

DETECTOR: detector 1

PK#	Retention Time (minutes)	Type	Peak Area	Peak Height	Area Percent	Component Name
1	4.600	BB	2328838	188694	100.00	AHR-10282B
TOTAL			2328838	188694		



MAXIMA (c)1990 Dynamic Solutions, Division of Millipore

MAXIMA 825 Custom Report

Printed: 20-FEB-2001 18:45:11

SAMPLE: A31 INITIAL

#10 In Method: **AHR-10282B**

Acquired: 20-FEB-2001 19:34

Rate: 2.0 points/sec

Duration: 10.000 minutes

Operator: S.S

Type: UNKN

Instrument: Instrument 1

Filename: INI-07

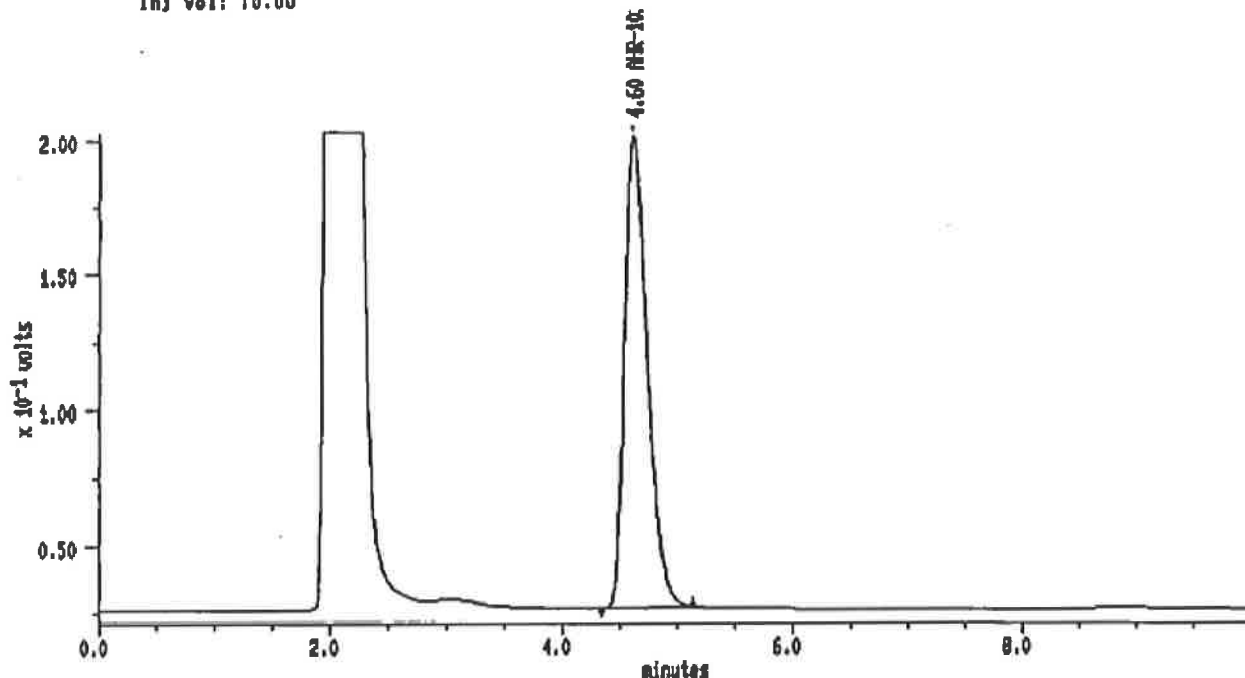
Index: 7

Injection Volume: 10.0

DETECTOR: detector 1

PK#	Retention Time (minutes)	Type	Peak Area	Peak Height	Area Percent	Component Name
1	4.600	BB	2328545	188265	100.00	AHR-10282B
TOTAL			2328545	188265		

Sample: A32 INITIAL Channel: detector 1 Filename: INI-08 Chart Speed: Full Size
 Acquired: 20-FEB-2001 19:45 Method: 8:VAHRV1K13VINITIAL Operator: S.S
 Inj Vol: 10.00



MAXIMA (c)1990 Dynamic Solutions, Division of Millipore

MAXIMA 825 Custom Report

Printed: 20-FEB-2001 19:58:28

SAMPLE: A32 INITIAL

#11 In Method: AHR-10282B

Acquired: 20-FEB-2001 19:45

Rate: 2.0 points/sec

Duration: 10.000 minutes

Operator: S.S

Type: UNKN

Instrument: Instrument 1

Filename: INI-08

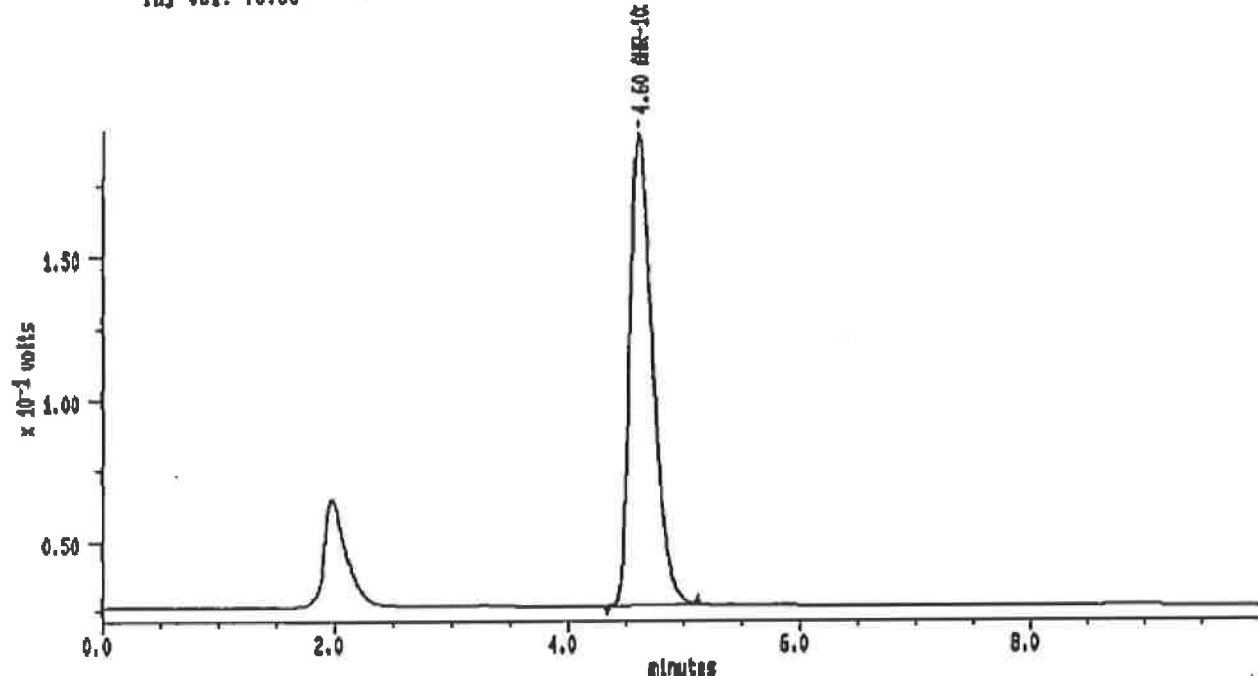
Index: 8

Injection Volume: 10.0

DETECTOR: detector 1

PK#	Retention Time (minutes)	Type	Peak Area	Peak Height	Area Percent	Component Name
1	4.600	BB	2412438	174182	100.00	AHR-10282B
TOTAL			2412438	174182		

Sample: A33 INITIAL Channel: detector 1 Filename: INI-09 Chart Speed: Full Size
 Acquired: 20-FEB-2001 19:57 Method: B:YAHVVIK13VINITIAL Operator: S.S
 Inj Vol: 10.00



MAXIMA (c)1990 Dynamic Solutions, Division of Millipore

MAXIMA 825 Custom Report

Printed: 20-FEB-2001 20:07:45

SAMPLE: A33 INITIAL

#12 In Method: AHR-10282B

Acquired: 20-FEB-2001 19:57

Rate: 2.0 points/sec

Duration: 10.000 minutes

Operator: S.S

Type: UNKN

Instrument: Instrument 1

Filename: INI-09

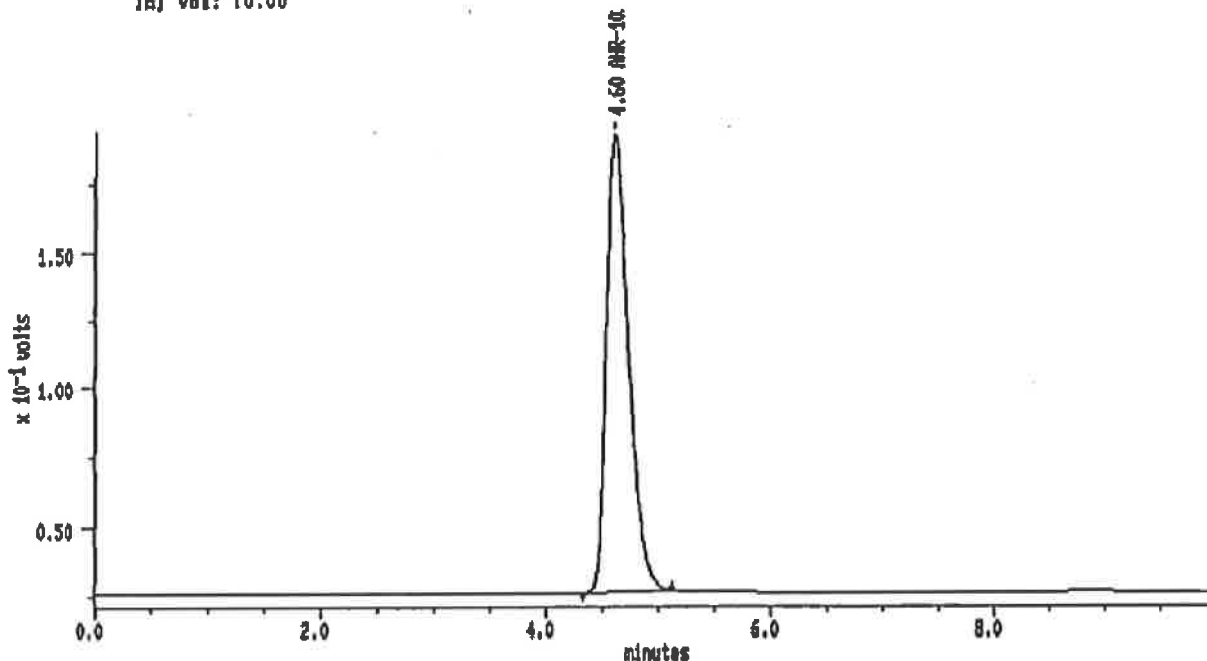
Index: 9

Injection Volume: 10.0

DETECTOR: detector 1

PK#	Retention Time (minutes)	Type	Peak Area	Peak Height	Area Percent	Component Name
1	4.800	BB	2298387	168127	100.00	AHR-10282B
TOTAL			2298387	168127		

Sample: A34 INITIAL Channel: detector 1 Filename: INI-10 Chart Speed: Full Size
 Acquired: 20-FEB-101 20:08 Method: B:VAHRV1K13VINITIAL Operator: S.S
 Inj Vol: 10.00



MAXIMA (c)1990 Dynamic Solutions, Division of Millipore

MAXIMA 825 Custom Report

Printed: 20-FEB-2001 20:19:02

SAMPLE: A34 INITIAL

#13 in Method: AHR-10282B

Acquired: 20-FEB-2001 20:08

Rate: 2.0 points/sec

Duration: 10.000 minutes

Operator: S.S

Type: UNKN

Instrument: Instrument 1

Filename: INI-10

Index: 10

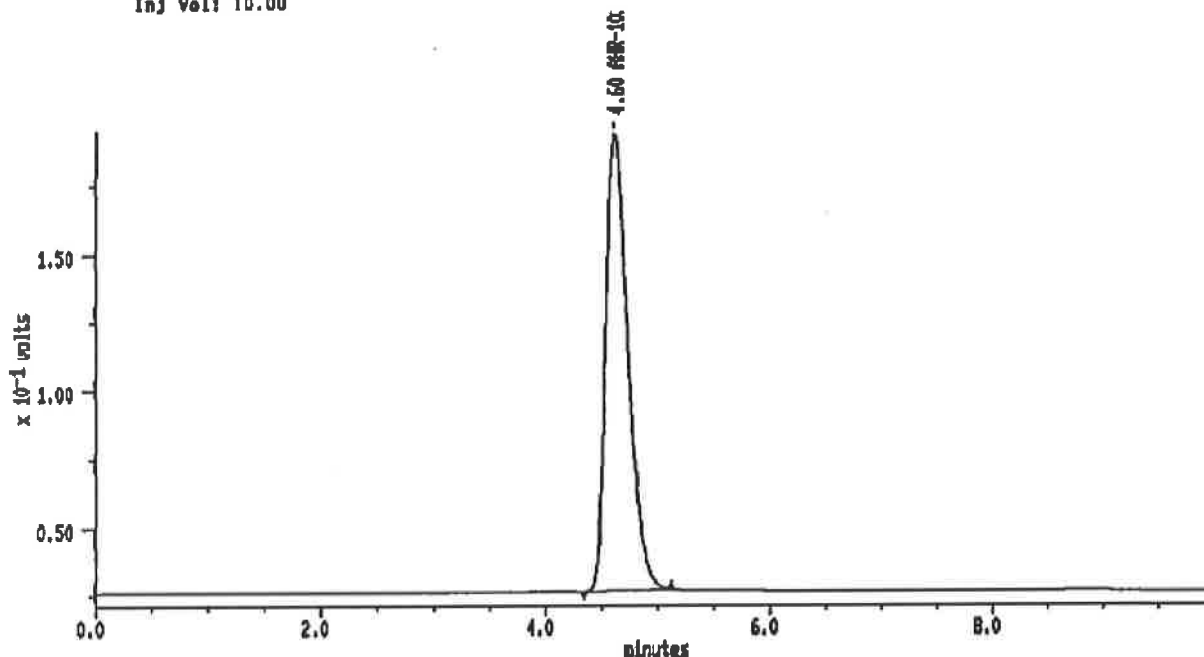
Injection Volume: 10.0

DETECTOR: detector 1

PK#	Retention Time (minutes)	Type	Peak Area	Peak Height	Area Percent	Component Name
1	4.600	BB	2300355	100135	100.00	AHR-10282B
TOTAL			2300355	100136		

14

Sample: A35 INITIAL Channel: detector 1 Filename: INI-11 Chart Speed: Full Size
 Acquired: 20-FEB-2001 20:19 Method: B:VAHRV1X13VINITIAL Operator: S.S
 Inj Vol: 10.00



MAXIMA (c) 1990 Dynamic Solutions, Division of Millipore

MAXIMA 825 Custom Report

Printed: 20-FEB-2001 20:30:19

SAMPLE: A35 INITIAL

#14 In Method: AHR-10282B

Acquired: 20-FEB-2001 20:19

Rate: 2.0 points/sec

Duration: 10.000 minutes

Operator: S.S

Type: UNKN

Instrument: Instrument 1

Filename: INI-11

Index: 11

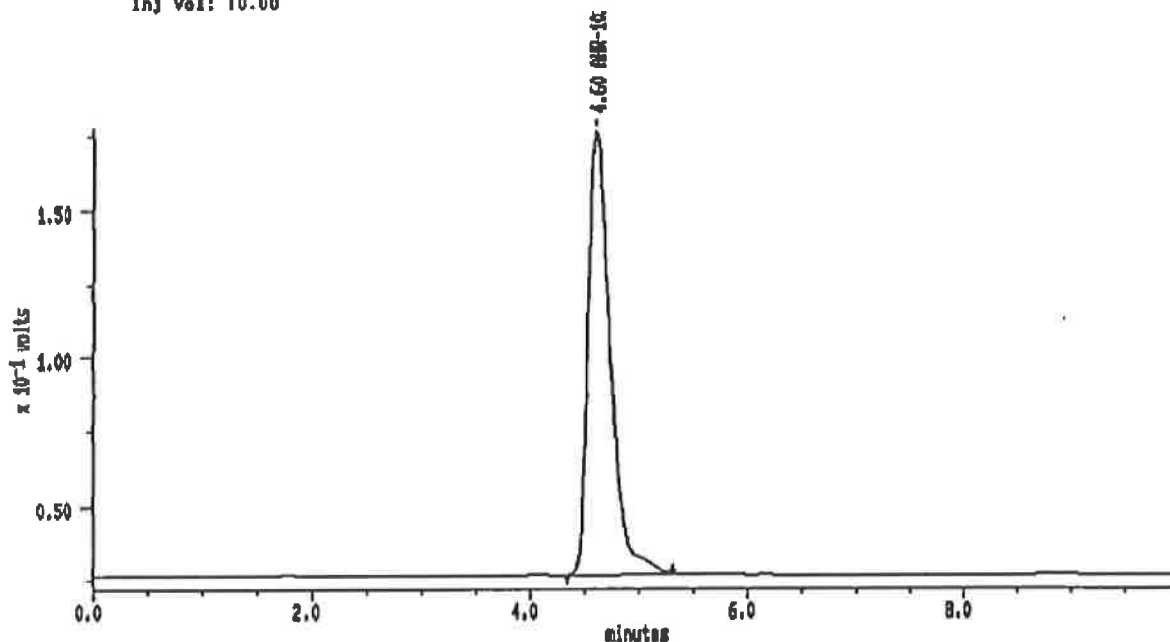
Injection Volume: 10.0

DETECTOR: detector 1

PK#	Retention Time (minutes)	Type	Peak Area	Peak Height	Area Percent	Component Name
1	4.600	BB	2317838	187378	100.00	AHR-10282B
TOTAL			2317838	187378		

15

Sample: A2B 70°C-1W Channel: detector 1 Filename: INI-12 Chart Speed: Full Size
 Acquired: 20-FEB-2001 20:31 Method: B:VAHRV1K13VINITIAL Operator: S.S
 Inj Vol: 10.00



MAXIMA (c) 1990 Dynamic Solutions, Division of Millipore

MAXIMA 825 Custom Report

Printed: 20-FEB-2001 20:41:38

SAMPLE: A2B 70°C-1W

#15 in Method: AHR-10282B

Acquired: 20-FEB-2001 20:31

Rate: 2.0 points/sec

Duration: 10.000 minutes

Operator: S.S

Type: UNKN

Instrument: Instrument 1

Filename: INI-12

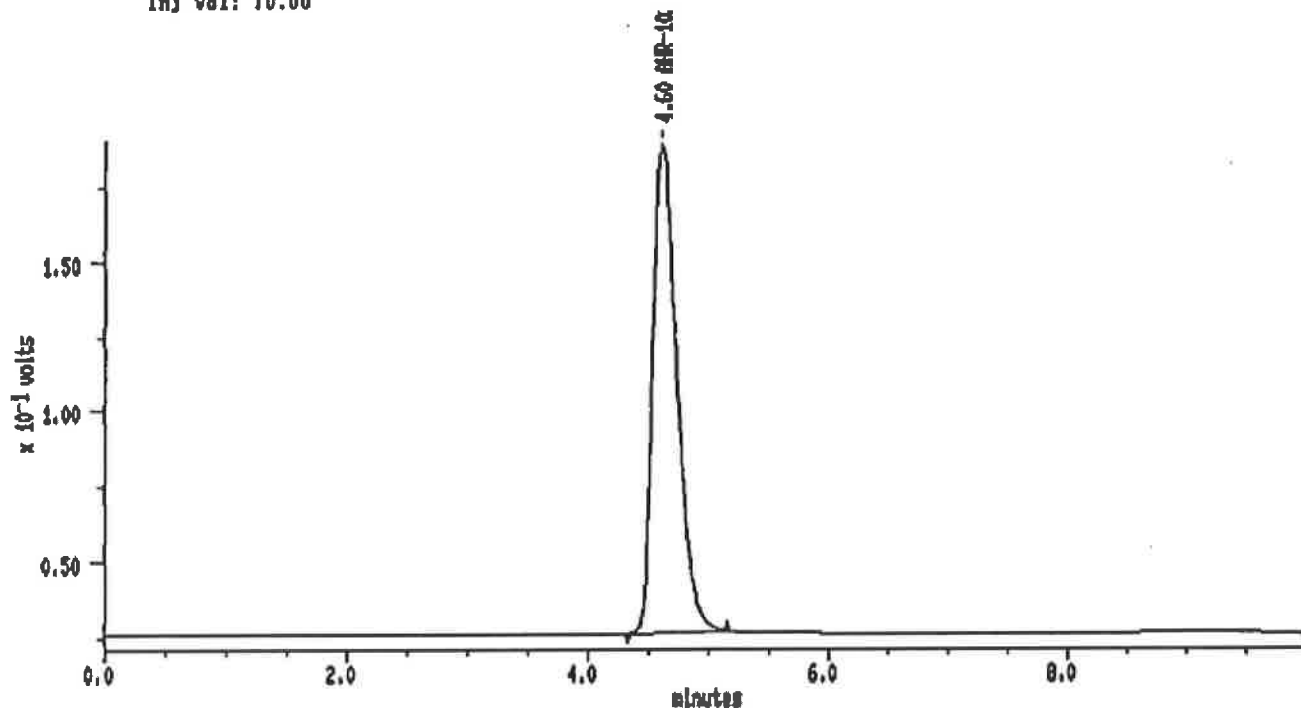
Index: 12

Injection Volume: 10.0

DETECTOR: detector 1

PK#	Retention Time (minutes)	Type	Peak Area	Peak Height	Area Percent	Component Name
1	4.600	BB	2132144	149609	100.00	AHR-10282B
TOTAL			2132144	149609		

Sample: A27 70°C-1W Channel: detector 1 Filename: IN1-13 Chart Speed: Full Size
 Acquired: 20-FEB-2001 20:42 Method: B:YAHRVIKI3VINITIAL Operator: S.S
 Inj Vol: 10.00



MAXIMA (c)1990 Dynamic Solutions, Division of Millipore

MAXIMA 825 Custom Report

Printed: 20-FEB-2001 20:52:53

SAMPLE: A27 70°C-1W

#18 In Method: AHR-10282B

Acquired: 20-FEB-2001 20:42

Rate: 2.0 points/sec

Duration: 10.000 minutes

Operator: S.S

Type: UNKN

Instrument: Instrument 1

Filename: IN1-13

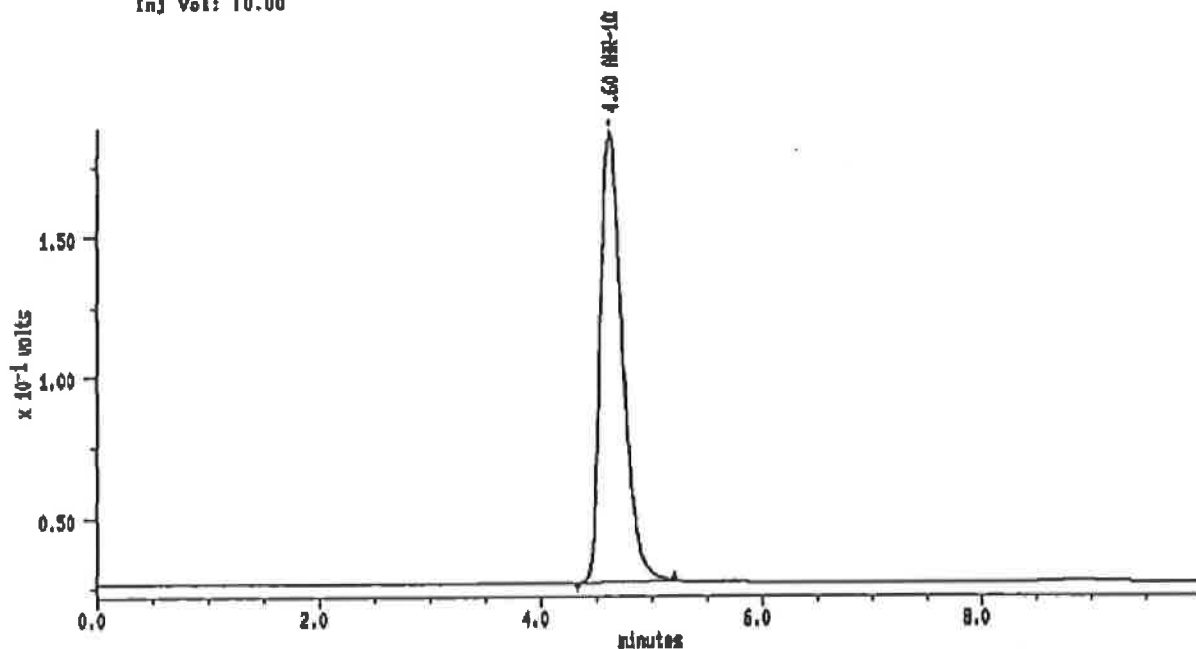
Index: 13

Injection Volume: 10.0

DETECTOR: detector 1

PK#	Retention Time (minutes)	Type	Peak Area	Peak Height	Area Percent	Component Name
1	4.600	BB	2253984	162371	100.00	AHR-10282B
TOTAL			2253984	162371		

Sample: A28 70°C-1W Channel: detector 1 Filename: INI-14 Chart Speed: Full Size
 Acquired: 20-FEB-2001 20:53 Method: B:YAHYV1K13VINI1IAL Operator: S.S
 Inj Vol: 10.00



MAXIMA (c) 1990 Dynamic Solutions, Division of Millipore

MAXIMA 825 Custom Report

Printed: 20-FEB-2001 21:04:11

SAMPLE: A28 70°C-1W

#17 in Method: AHR-10282B

Acquired: 20-FEB-2001 20:53

Rate: 2.0 points/sec

Duration: 10.000 minutes

Operator: S.S

Type: UNEN

Instrument: Instrument 1

Filename: INI-14

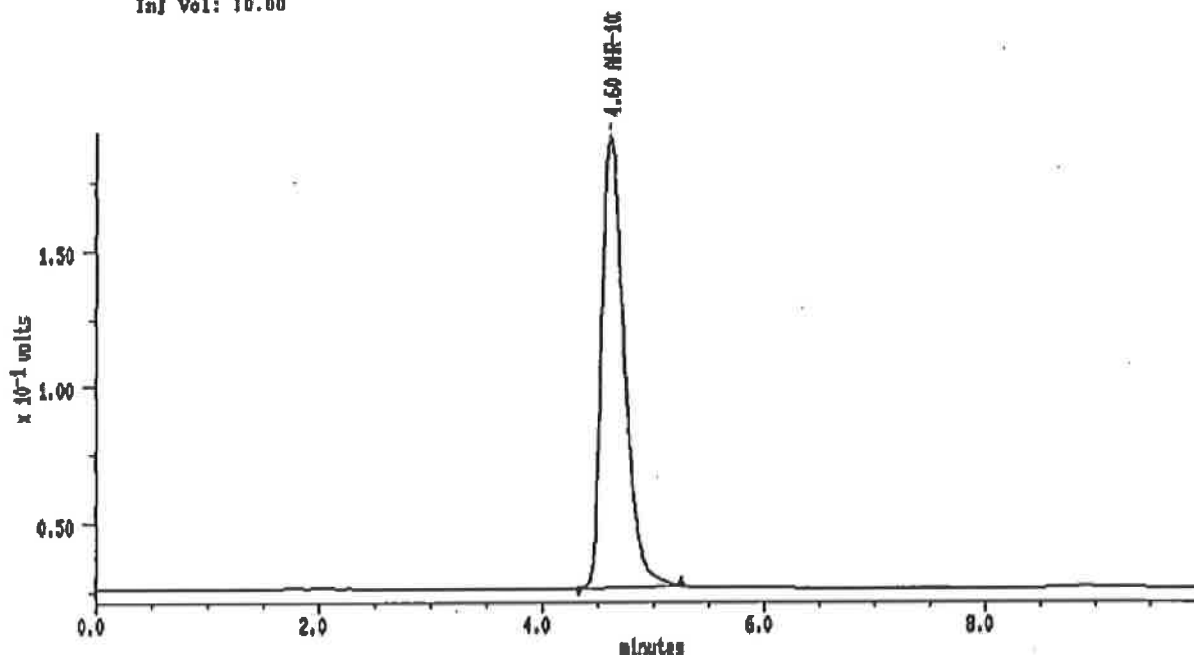
Index: 14

Injection Volume: 10.0

DETECTOR: detector 1

PK#	Retention Time (minutes)	Type	Peak Area	Peak Height	Area Percent	Component Name
1	4.600	DB	2243981	160857	100.00	AHR-10282B
TOTAL			2243981	160857		

Sample: A29 70°C-1W Channel: detector 1 Filename: INI-16 Chart Speed: Full Size
 Acquired: 20-FEB-2001 21:04 Method: B:YAHVRV1K13YINITIAL Operator: S.S
 Inj Vol: 10.00



MAXIMA (c) 1990 Dynamic Solutions, Division of Millipore

MAXIMA 825 Custom Report

Printed: 20-FEB-2001 21:16:28

SAMPLE: A29 70°C-1W

#18 In Method: AHR-10282B

Acquired: 20-FEB-2001 21:04

Rate: 2.0 points/sec

Duration: 10.000 minutes

Operator: S.S

Type: UNKN

Instrument: Instrument 1

Filename: INI-16

Index: 16

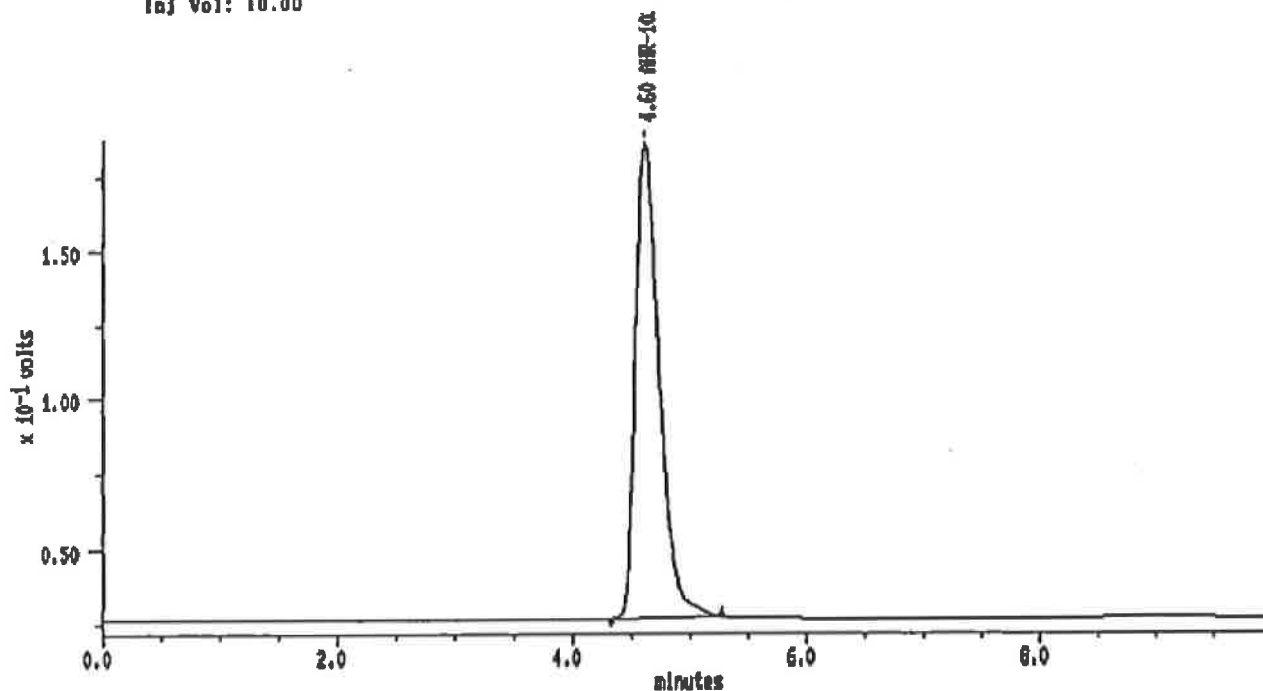
Injection Volume: 10.0

DETECTOR: detector 1

PK#	Retention Time (minutes)	Type	Peak Area	Peak Height	Area Percent	Component Name
1	4.600	BB	2312544	184798	100.00	AHR-10282B
TOTAL			2312544	184798		

19

Sample: A30 70°C-1W Channel: detector 1 Filename: INI-18 Chart Speed: Full Size
 Acquired: 20-FEB-2001 21:18 Method: B:VAHRYIK13VINIITAL Operator: S.S
 Inj Vol: 10.00



MAXIMA (c) 1990 Dynamic Solutions, Division of Millipore

MAXIMA 825 Custom Report

Printed: 20-FEB-2001 21:28:42

SAMPLE: A30 70°C-1W

#19 In Method: AHR-10282B

Acquired: 20-FEB-2001 21:18

Rate: 2.0 points/sec

Duration: 10.000 minutes

Operator: S.S

Type: UNKN

Instrument: Instrument 1

Filename: INI-18

Index: 18

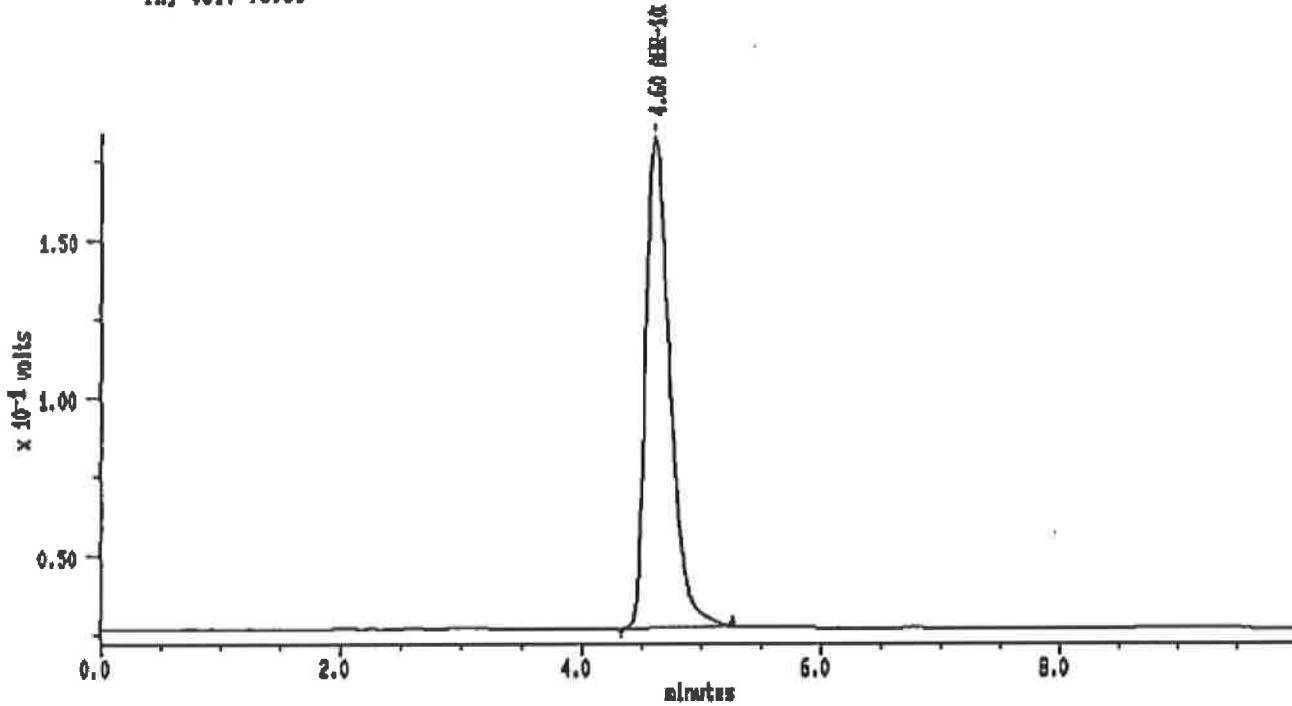
Injection Volume: 10.0

DETECTOR: detector 1

PK#	Retention Time (minutes)	Type	Peak Area	Peak Height	Area Percent	Component Name
1	4.600	BB	2258811	180085	100.00	AHR-10282B
TOTAL			2258811	180085		

20

Sample: A31 70°C-1W Channel: detector 1 Filename: INI-17 Chart Speed: Full Size
 Acquired: 20-FEB-01 21:27 Method: B:YAHRYIK13YINITIAL Operator: S.S
 Inj Vol: 10.00



MAXIMA (c) 1990 Dynamic Solutions, Division of Millipore

MAXIMA 825 Custom Report

Printed: 20-FEB-2001 21:38:00

SAMPLE: A31 70°C-1W

#20 In Method: **AHR-10282B**
 Acquired: 20-FEB-2001 21:27
 Rate: 2.0 points/sec
 Duration: 10.000 minutes
 Operator: S.S

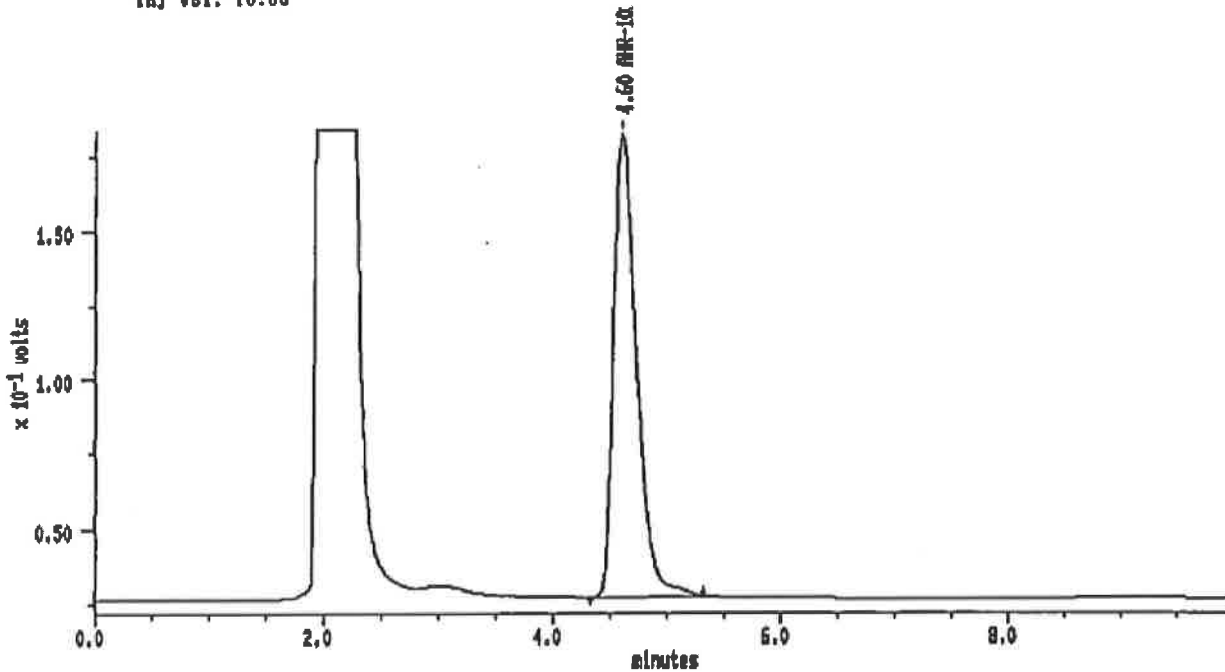
Type: UNKN
 Instrument: Instrument 1
 Filename: INI-17
 Index: 17
 Injection Volume: 10.0

DETECTOR: detector 1

PK#	Retention Time (minutes)	Type	Peak Area	Peak Height	Area Percent	Component Name
1	4.600	BB	2195958	155705	100.00	AHR-10282B
TOTAL			2195958	155705		

21

Sample: A32 70°C-1W Channel: detector 1 Filename: INI-10 Chart Speed: Full Size
 Acquired: 20-FEB-101 21:38 Method: B:VAHRV(K13V)INITIAL Operator: S.S
 Inj Vol: 10.00



MAXIMA (c) 1990 Dynamic Solutions, Division of Millipore

MAXIMA 825 Custom Report

Printed: 20-FEB-2001 21:49:17

SAMPLE: A32 70°C-1W

#21 In Method: AHR-10282B

Acquired: 20-FEB-2001 21:38

Rate: 2.0 points/sec

Duration: 10.000 minutes

Operator: S.5

Type: UNKN

Instrument: Instrument 1

Filename: INI-10

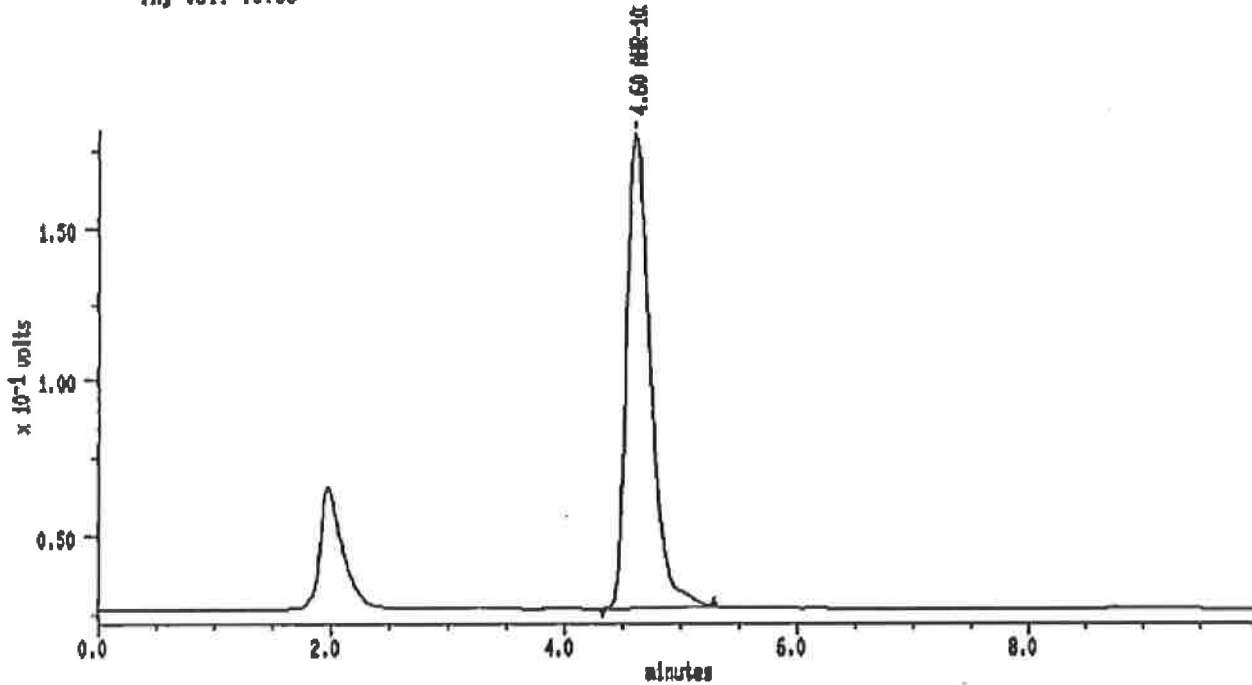
Index: 18

Injection Volume: 10.0

DETECTOR: detector 1

PK#	Retention Time (minutes)	Type	Peak Area	Peak Height	Area Percent	Component Name
1	4.600	BB	2197422	155218	100.00	AHR-10282B
TOTAL			2197422	155218		

Sample: A33 70°C-1W Channel: detector 1 Filename: INI-19 Chart Speed: Full Size
 Acquired: 20-FEB-101 21:50 Method: B:VAHRWIKI3VINI1IAL Operator: S.S
 Inj Vol: 10.00



MAXIMA (c)1990 Dynamic Solutions, Division of Millipore

MAXIMA 825 Custom Report

Printed: 20-FEB-2001 22:00:33

SAMPLE: A33 70°C-1W

#22 in Method: AHR-10282B

Acquired: 20-FEB-2001 21:50

Rate: 2.0 points/sec

Duration: 10.000 minutes

Operator: S.S

Type: UNKN

Instrument: Instrument 1

Filename: INI-19

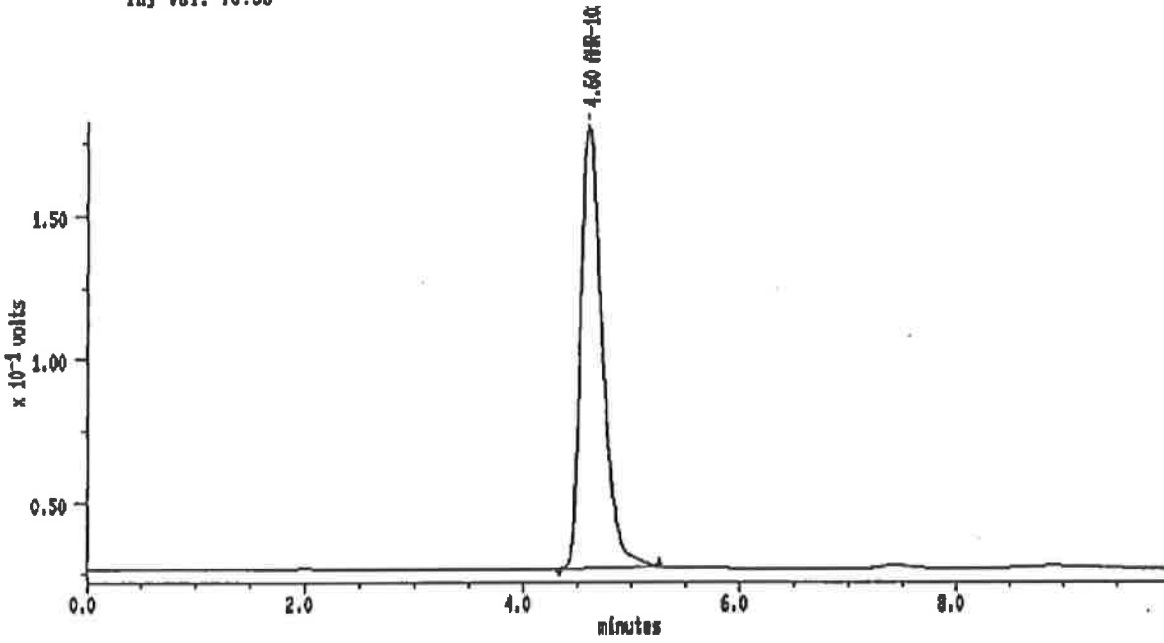
Index: 19

Injection Volume: 10.0

DETECTOR: detector 1

PK#	Retention Time (minutes)	Type	Peak Area	Peak Height	Area Percent	Component Name
1	4.800	BB	2188925	153754	100.00	AHR-10282B
TOTAL			2188925	153754		

Sample: A34 70°C-1W Channel: detector 1 Filename: INI-20 Chart Speed: Full Size
 Acquired: 20-FEB-01 22:01 Method: B:VAHRVIK13VINIHAL Operator: S.S
 Inj Vol: 10.00



MAXIMA (c)1990 Dynamic Solutions, Division of Millipore

MAXIMA 825 Custom Report

Printed: 20-FEB-2001 22:11:51

SAMPLE: A34 70°C-1W

#23 in Method: AHR-10282B

Acquired: 20-FEB-2001 22:01

Rate: 2.0 points/sec

Duration: 10.000 minutes

Operator: S.S

Type: UNKN

Instrument: Instrument 1

Filename: INI-20

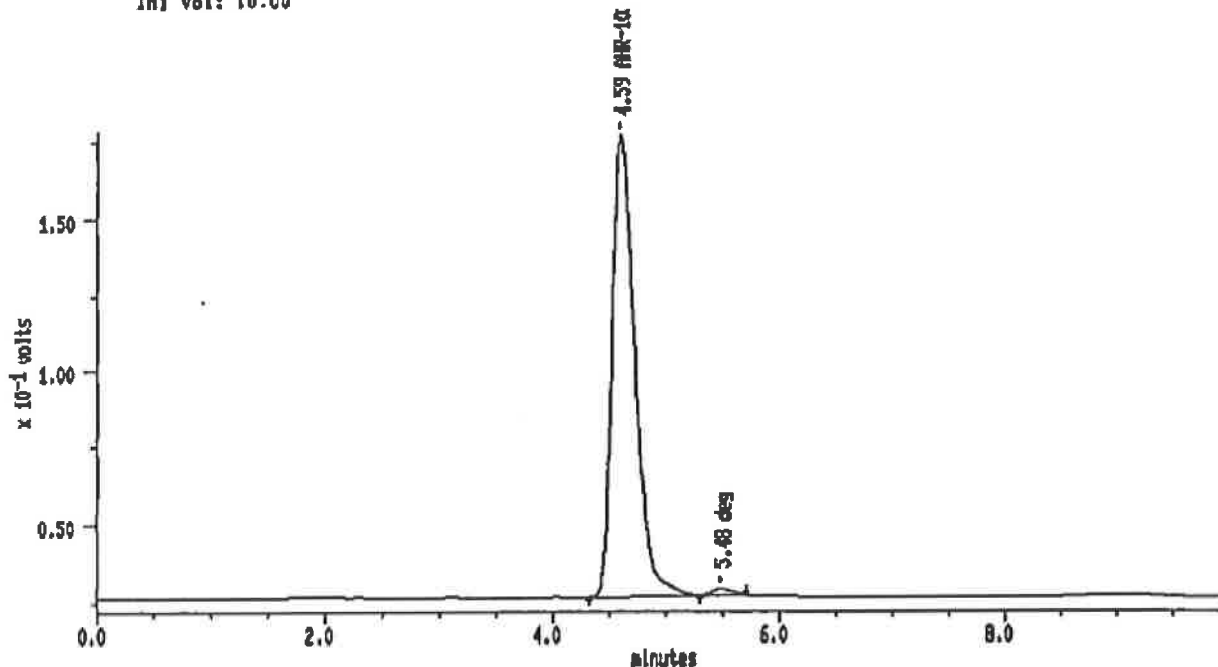
Index: 20

Injection Volume: 10.0

DETECTOR: detector 1

PK#	Retention Time (minutes)	Type	Peak Area	Peak Height	Area Percent	Component Name
1	4.600	BB	2185781	154673	100.00	AHR-10282B
TOTAL			2185781	154673		

Sample: A35 70°C-1W Channel: detector 1 Filename: INI-21 Chart Speed: Full Size
 Acquired: 20-FEB-101 22:12 Method: B:VAHRVIKI19VINITIAL Operator: S.S
 Inj Vol: 10.00



MAXIMA (c) 1990 Dynamic Solutions, Division of Millipore

MAXIMA 825 Custom Report

Printed: 20-FEB-2001 22:23:07

SAMPLE: A35 70°C-1W

#24 In Method: AHR-10282B

Acquired: 20-FEB-2001 22:12

Rate: 2.0 points/sec

Duration: 10.000 minutes

Operator: S.S

Type: UNKN

Instrument: Instrument 1

Filename: INI-21

Index: 21

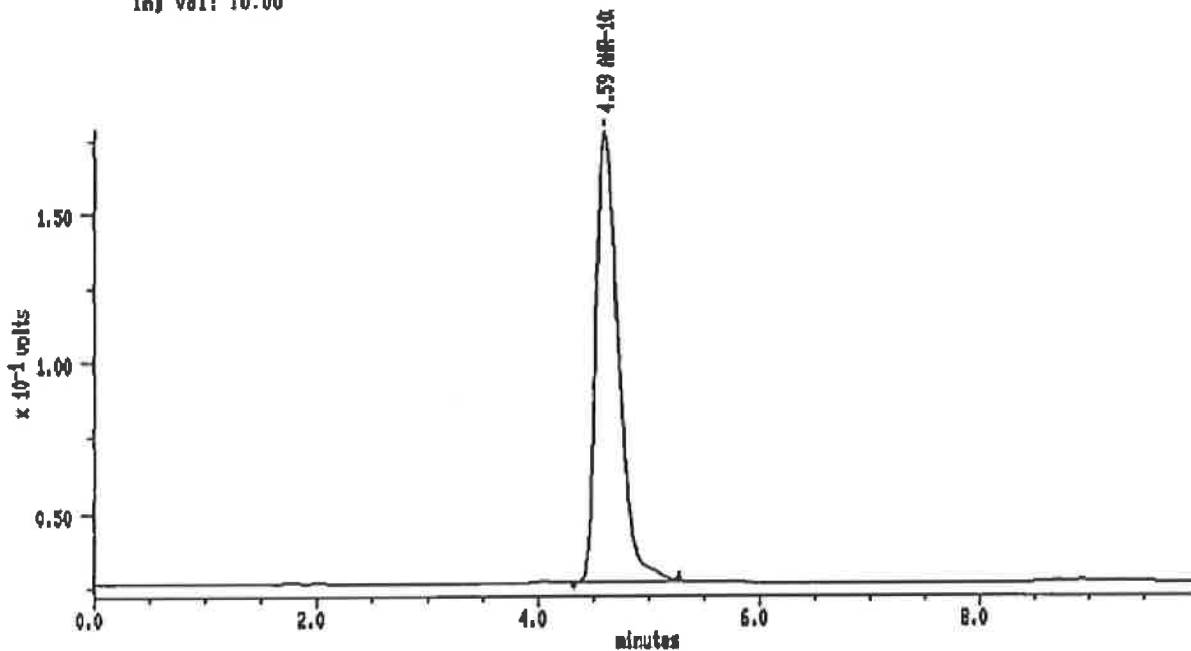
Injection Volume: 10.0

DETECTOR: detector 1

PK#	Retention Time (minutes)	Type	Peak Area	Peak Height	Area Percent	Component Name
1	4.592	BB	2115382	150851	98.88	AHR-10282B
2	5.483	SS	23841	1953	1.12	dog
TOTAL			2139332	152804		

25

Sample: A28 80°C-1W Channel: detector 1 Filename: INI-22 Chart Speed: Full Size
 Acquired: 20-FEB-01 22:23 Method: B:VAHRV:K13VINITIAL Operator: S.S
 Inj Vol: 10.00



MAXIMA (c) 1990 Dynamic Solutions, Division of Millipore

MAXIMA 825 Custom Report

Printed: 20-FEB-2001 22:34:25

SAMPLE: A28 80°C-1W

#25 in Method: AHR-10282B

Acquired: 20-FEB-2001 22:23

Rate: 2.0 points/sec

Duration: 10.000 minutes

Operator: S.S

Type: UNKN

Instrument: Instrument 1

Filename: INI-22

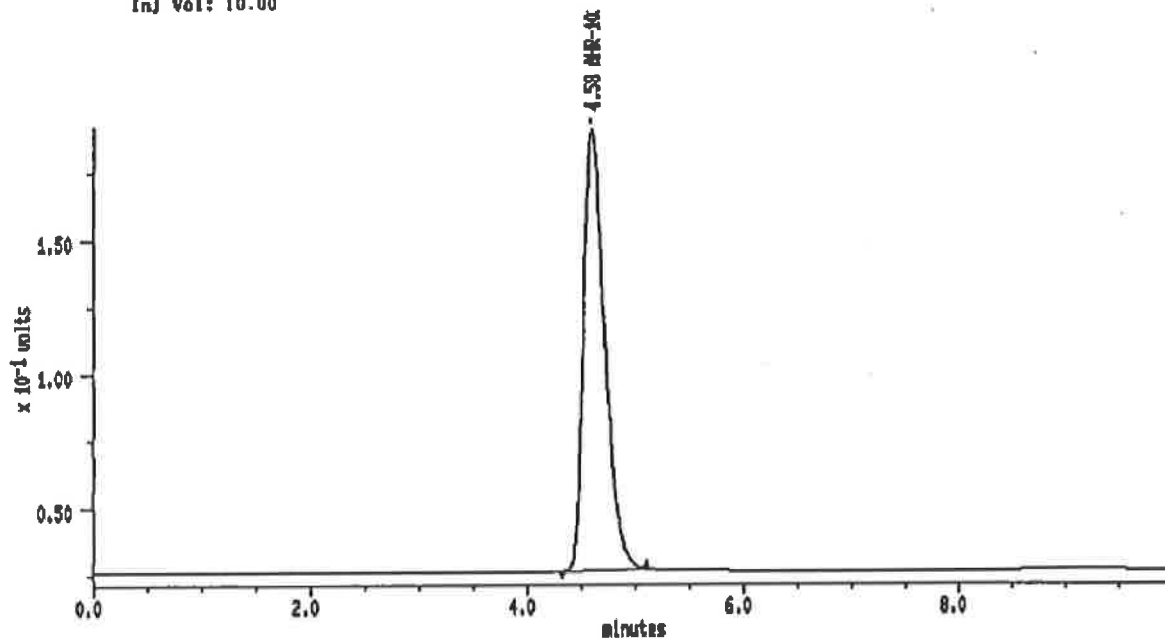
Index: 22

Injection Volume: 10.0

DETECTOR: detector 1

PK#	Retention Time (minutes)	Type	Peak Area	Peak Height	Area Percent	Component Name
1	4.592	BB	2117458	150742	100.00	AHR-10282B
TOTAL			2117458	150742		

Sample: A27 80°C-1W Channel: detector 1 Filename: INI-23 Chart Speed: Full Size
 Acquired: 20-FEB-01 22:35 Method: B:VAHRVIKI3VINIJIAL Operator: S.S
 Inj Vol: 10.00



MAXIMA (c) 1990 Dynamic Solutions, Division of Millipore

MAXIMA 825 Custom Report

Printed: 20-FEB-2001 22:45:41

SAMPLE: A27 80°C-1W

#26 In Method: AHR-10282B

Acquired: 20-FEB-2001 22:35

Rate: 2.0 points/sec

Duration: 10.000 minutes

Operator: S.S

Type: UNKN

Instrument: Instrument 1

Filename: INI-23

Index: 23

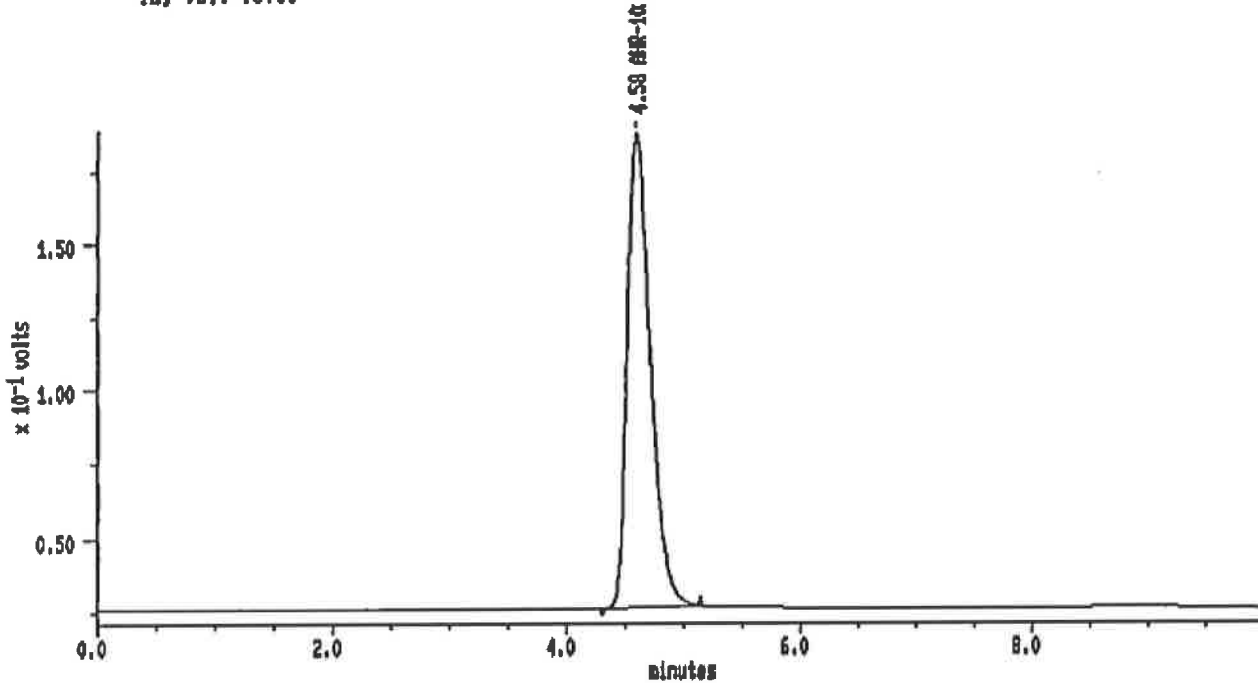
Injection Volume: 10.0

DETECTOR: detector 1

PK#	Retention Time (minutes)	Type	Peak Area	Peak Height	Area Percent	Component Name
1	4.583	BB	2250178	183888	100.00	AHR-10282B
TOTAL			2250178	183888		

27

Sample: A28 80°C-1W Channel: detector 1 Filename: INI-24 Chart Speed: Full Size
 Acquired: 20-FEB-01 22:48 Method: B:VAHRVIK13VINITIAL Operator: S.S
 Inf Vol: 10.00



MAXIMA (c) 1990 Dynamic Solutions, Division of Millipore

MAXIMA 825 Custom Report

Printed: 20-FEB-2001 22:58:58

SAMPLE: A28 80°C-1W

#27 in Method: AHR-10282B

Acquired: 20-FEB-2001 22:48

Rate: 2.0 points/sec

Duration: 10.000 minutes

Operator: S.S

Type: UNKN

Instrument: Instrument 1

Filename: INI-24

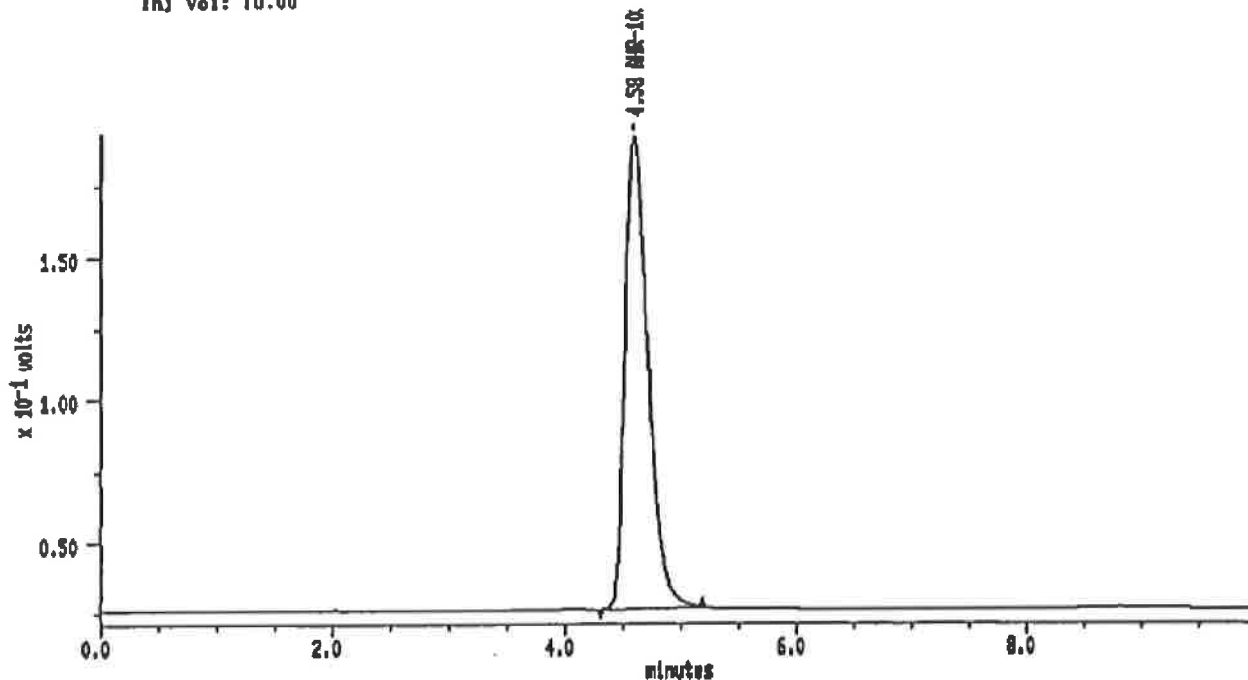
Index: 24

Injection Volume: 10.0

DETECTOR: detector 1

PK#	Retention Time (minutes)	Type	Peak Area	Peak Height	Area Percent	Component Name
1	4.583	BB	2211902	180632	100.00	AHR-10282B
TOTAL			2211902	180632		

Sample: A29 80°C-1W Channel: detector 1 Filename: INI-25 Chart Speed: Full Size
 Acquired: 20-FEB-01 22:57 Method: B:VAHRVIKI3VINITIAL Operator: S.S
 Inj Vol: 10.00



MAXIMA (c) 1990 Dynamic Solutions, Division of Millipore

MAXIMA 825 Custom Report

Printed: 20-FEB-2001 23:08:15

SAMPLE: A29 80°C-1W

#28 In Method: AHR-10282B

Acquired: 20-FEB-2001 22:57

Rate: 2.0 points/sec

Duration: 10.000 minutes

Operator: S.S

Type: UNKN

Instrument: Instrument 1

Filename: INI-25

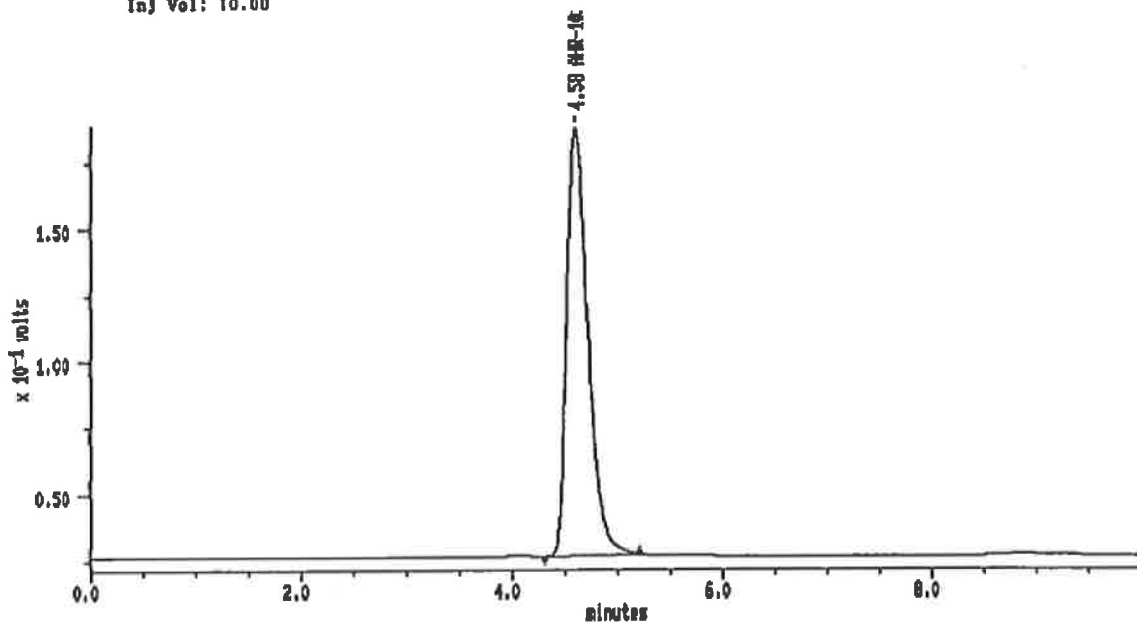
Index: 25

Injection Volume: 10.0

DETECTOR: detector 1

PK#	Retention Time (minutes)	Type	Peak Area	Peak Height	Area Percent	Component Name
1	4.583	BB	2280388	165438	100.00	AHR-10282B
TOTAL			2280388	165438		

Sample: A30 80°C-1W Channel: detector 1 Filename: INI-28 Chart Speed: Full Size
 Acquired: 20-FEB-01 23:09 Method: B:VAHRV1K13VINITIAL Operator: S.S
 Inj Vol: 10.00



MAXIMA (c) 1990 Dynamic Solutions, Division of Millipore

MAXIMA 825 Custom Report

Printed: 20-FEB-2001 23:19:32

SAMPLE: A30 80°C-1W

#29 in Method: AHR-10282B

Acquired: 20-FEB-2001 23:09

Rate: 2.0 points/sec

Duration: 10.000 minutes

Operator: S.S

Type: UNKN

Instrument: Instrument 1

Filename: INI-28

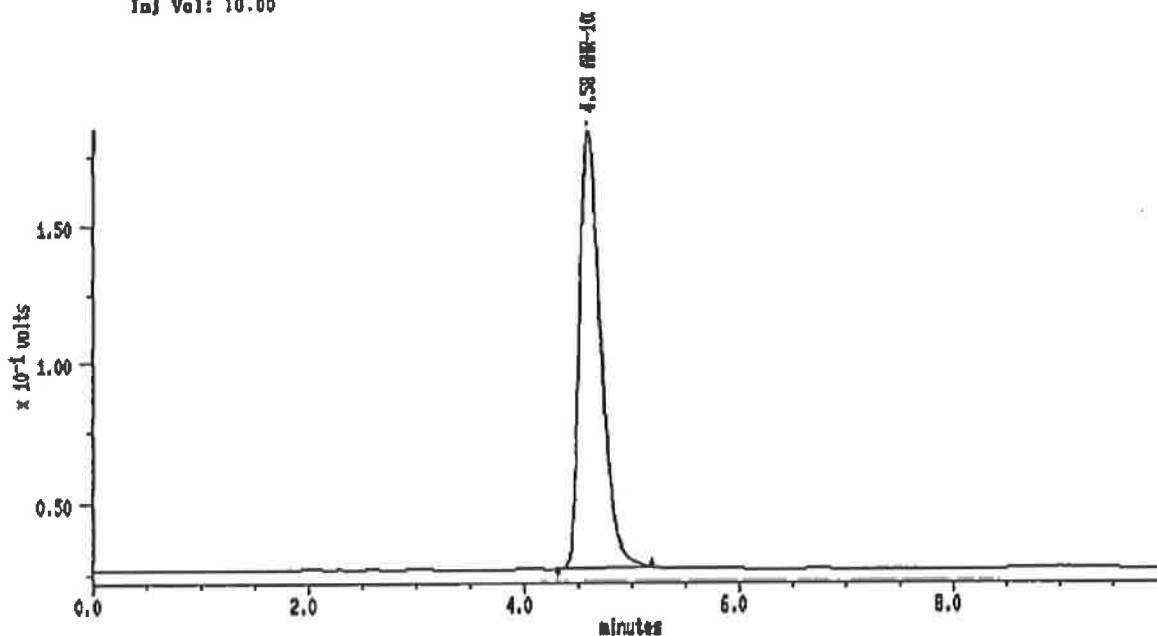
Index: 28

Injection Volume: 10.0

DETECTOR: detector 1

PK#	Retention Time (minutes)	Type	Peak Area	Peak Height	Area Percent	Component Name
1	4.583	BB	2227585	180837	100.00	AHR-10282B
TOTAL			2227585	180837		

Sample: A31 80°C-1W Channel: detector 1 Filename: INI-27 Chart Speed: Full Size
 Acquired: 20-FEB-2001 23:20 Method: B:YAHRYIK13VINITIAL Operator: S.S
 Inj Vol: 10.00



MAXIMA (c)1990 Dynamic Solutions, Division of Millipore

MAXIMA 825 Custom Report

Printed: 20-FEB-2001 23:30:48

SAMPLE: A31 80°C-1W

#30 In Method: AHR-10282B

Acquired: 20-FEB-2001 23:20

Rate: 2.0 points/sec

Duration: 10.000 minutes

Operator: S.S

Type: UNKN

Instrument: Instrument 1

Filename: INI-27

Index: 27

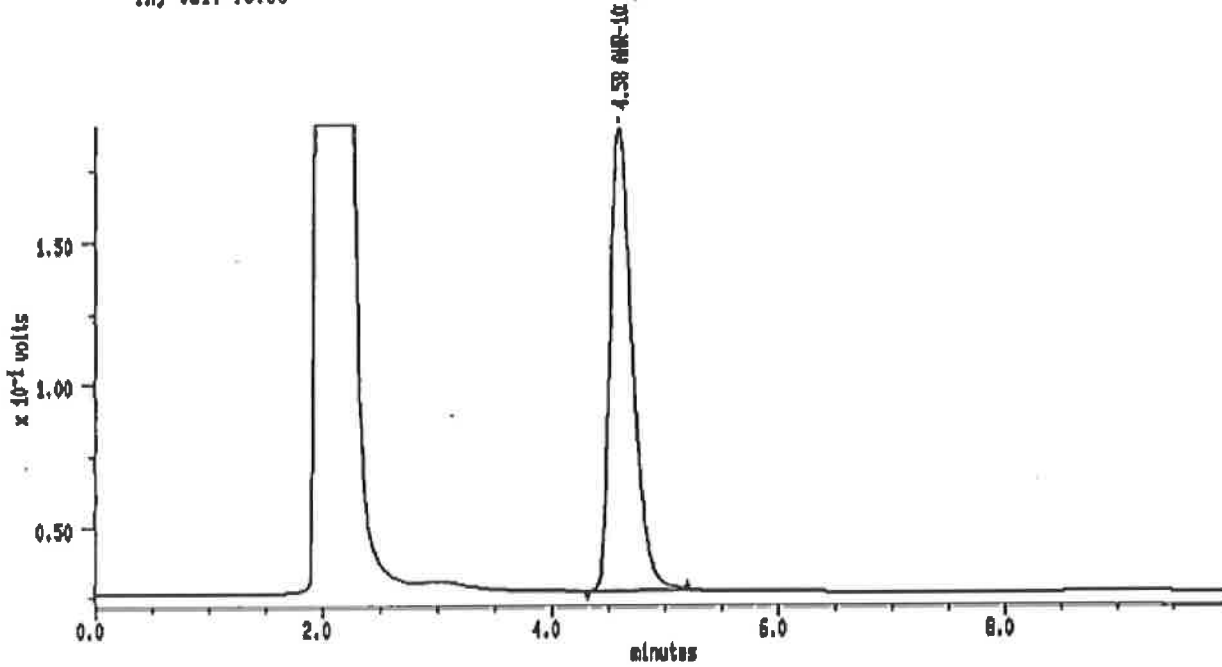
Injection Volume: 10.0

DETECTOR: detector 1

PK#	Retention Time (minutes)	Type	Peak Area	Peak Height	Area Percent	Component Name
1	4.576	BB	2170690	158770	100.00	AHR-10282B
TOTAL			2170690	158770		

31

Sample: A32 80°C-1W Channel: detector 1 Filename: INI-28 Chart Speed: Full Size
 Acquired: 20-FEB-2001 23:31 Method: B:VAHRV1K13VINITIAL Operator: S.S
 Inj Vol: 10.00



MAXIMA (c)1990 Dynamic Solutions, Division of Millipore

MAXIMA 825 Custom Report

Printed: 20-FEB-2001 23:42:13

SAMPLE: A32 80°C-1W

#31 in Method: **AHR-10282B**

Acquired: 20-FEB-2001 23:31

Rate: 2.0 points/sec

Duration: 10.000 minutes

Operator: S.S

Type: UNKN

Instrument: Instrument 1

Filename: INI-28

Index: 28

Injection Volume: 10.0

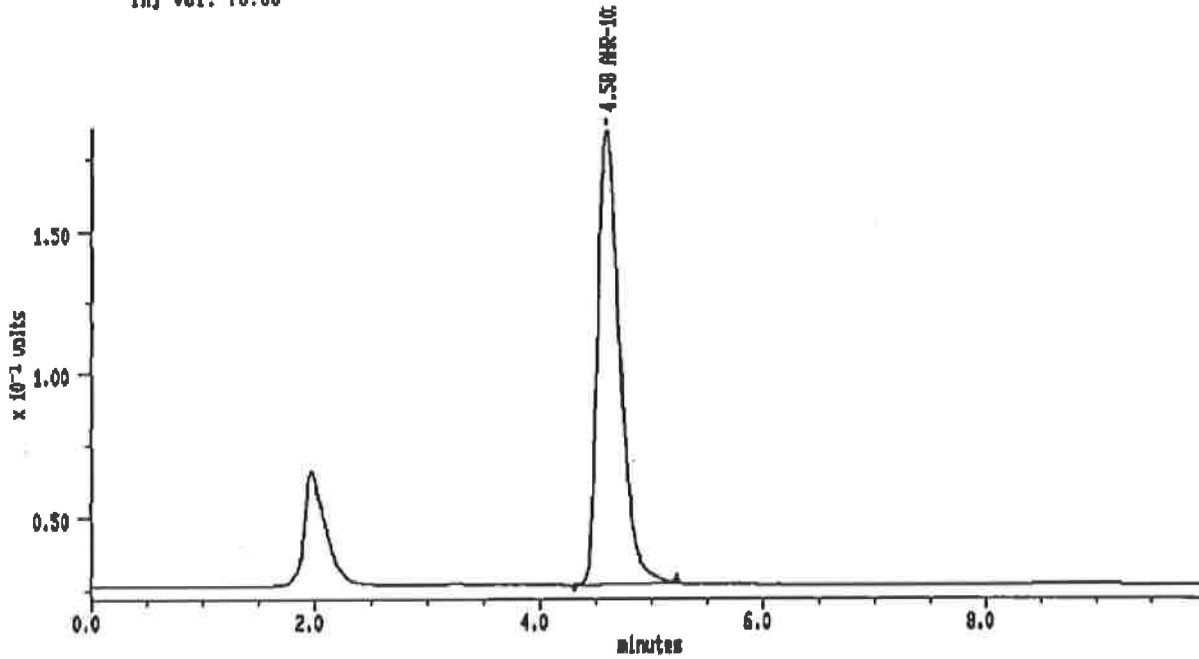
Amount: 0.000

DETECTOR: detector 1

PK#	Retention Time (minutes)	Type	Peak Area	Peak Height	Area Percent	Component Name
1	4.683	BB	2243863	182390	100.00	AHR-10282B
TOTAL			2243863	182390		

32

Sample: A33 60°C-1W Channel: detector 1 Filename: INI-28 Chart Speed: Full Size
 Acquired: 20-FEB-2001 23:43 Method: B:VAHRVIK13VINITIAL Operator: S.S
 Inj Vol: 10.00



MAXIMA (c)1990 Dynamic Solutions, Division of Millipore

MAXIMA 825 Custom Report

Printed: 20-FEB-2001 23:53:38

SAMPLE: A33 60°C-1W

#32 In Method: AHR-10282B

Acquired: 20-FEB-2001 23:43

Rate: 2.0 points/sec

Duration: 10.000 minutes

Operator: S.S

Type: UNKN

Instrument: Instrument 1

Filename: INI-28

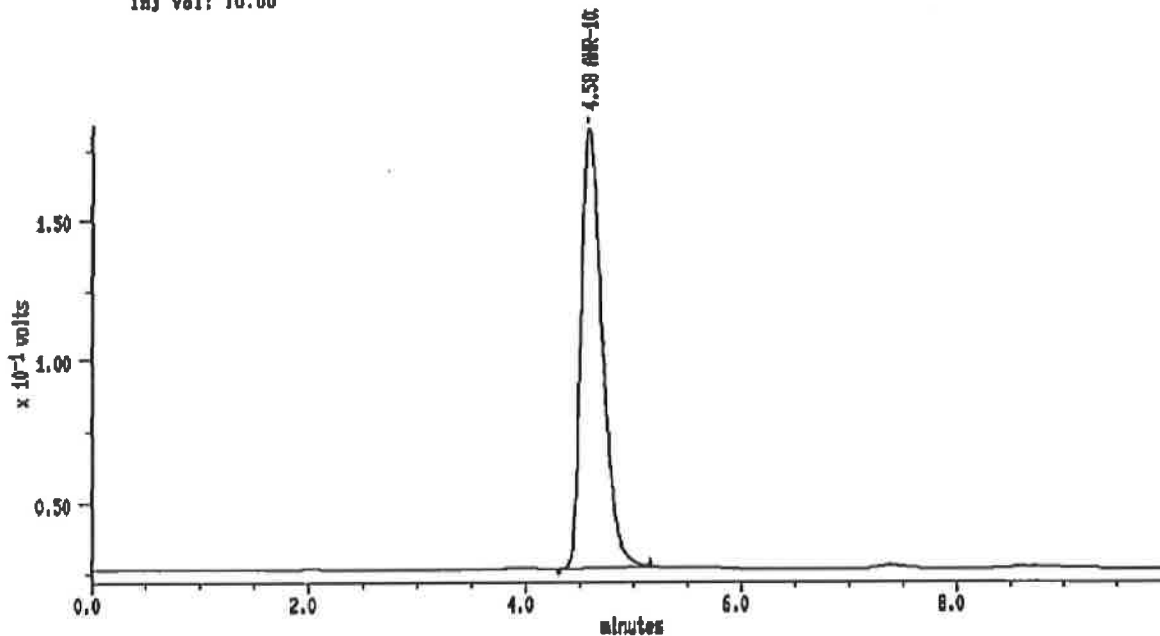
Index: 29

Injection Volume: 10.0

DETECTOR: detector 1

PK#	Retention Time (minutes)	Type	Peak Area	Peak Height	Area Percent	Component Name
1	4.583	BB	2193124	157839	100.00	AHR-10282B
TOTAL			2193124	157839		

Sample: A34 60°C-1W Channel: detector 1 Filename: INI-30 Chart Speed: Full Size
 Acquired: 20-FEB-2001 23:54 Method: B:VAHRV1K13VINITIAL Operator: S.S
 Inj Vol: 10.00



MAXIMA (c) 1990 Dynamic Solutions, Division of Millipore

MAXIMA 825 Custom Report

Printed: 21-FEB-2001 0:06:02

SAMPLE: A34 60°C-1W

#33 in Method: **AHR-10282B**

Acquired: 20-FEB-2001 23:54

Rate: 2.0 points/sec

Duration: 10.000 minutes

Operator: S.S

Type: UNKN

Instrument: Instrument 1

Filename: INI-30

Index: 30

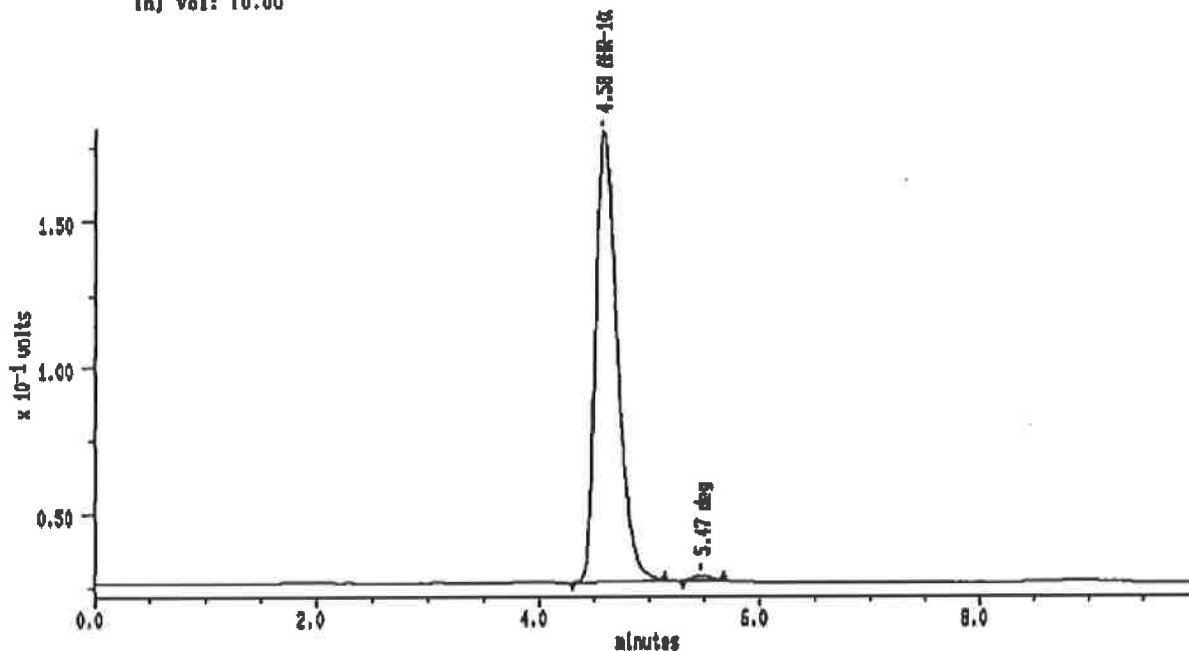
Injection Volume: 10.0

DETECTOR: detector 1

PK#	Retention Time (minutes)	Type	Peak Area	Peak Height	Area Percent	Component Name
1	4.576	BB	2153242	158022	100.00	AHR-10282B
TOTAL			2153242	158022		

34

Sample: A35 60°C-1W Channel: detector 1 Filename: INI-31 Chart Speed: Full Size
 Acquired: 21-FEB-2001 0:06 Method: B:VAHRV1K13W1INITIAL Operator: S.S
 Inj Vol: 10.00



MAXIMA (c)1990 Dynamic Solutions, Division of Millipore

MAXIMA 825 Custom Report

Printed: 21-FEB-2001 0:18:28

SAMPLE: A35 60°C-1W

#34 In Method: AHR-10282B

Acquired: 21-FEB-2001 0:06

Rate: 2.0 points/sec

Duration: 10.000 minutes

Operator: S.S

Type: UNKN

Instrument: Instrument 1

Filename: INI-31

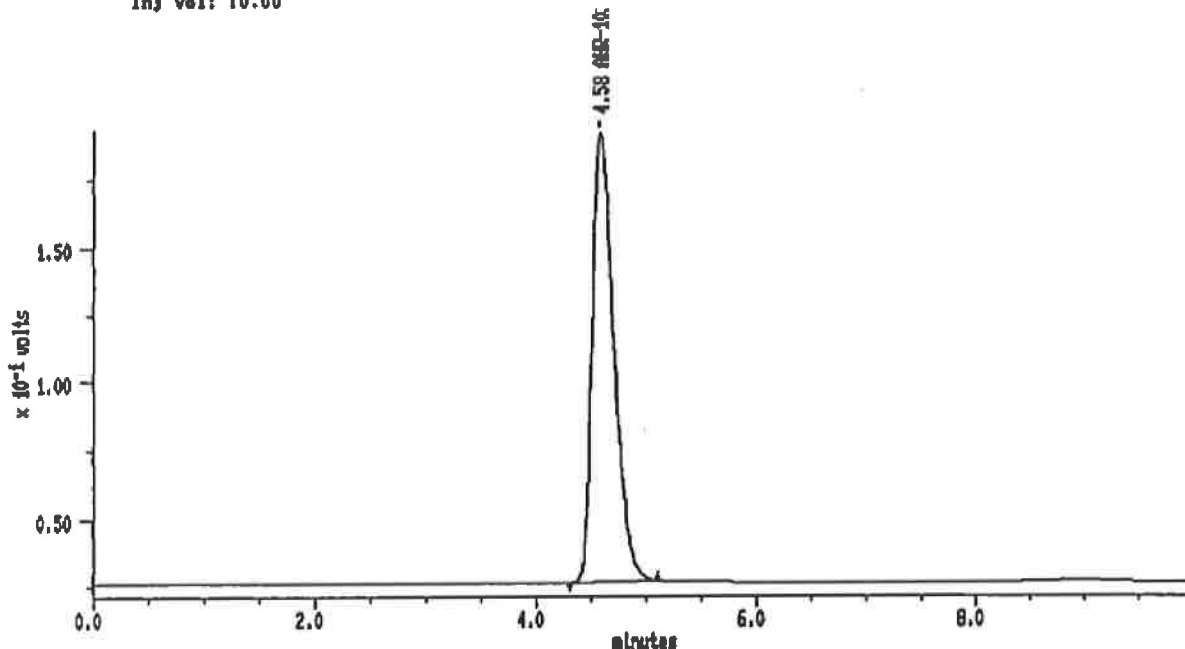
Index: 31

Injection Volume: 10.0

DETECTOR: detector 1

PK#	Retention Time (minutes)	Type	Peak Area	Peak Height	Area Percent	Component Name
1	4.575	BB	2118180	153458	98.98	AHR-10282B
2	5.467	BB	21814	1737	1.02	deg
TOTAL			2137994	155197		

Sample: STD2 Channel: detector 1 Filename: INI-32 Chart Speed: Full Size
 Acquired: 21-FEB-2001 0:17 Method: B:VAHRVIM13VINITIAL Operator: S.S
 Inj Vol: 10.00



MAXIMA (c) 1990 Dynamic Solutions, Division of Millipore

MAXIMA 825 Custom Report

Printed: 21-FEB-2001 0:27:56

SAMPLE: STD2

#35 in Method: **AHR-10282B**

Acquired: 21-FEB-2001 0:17

Rate: 2.0 points/sec

Duration: 10.000 minutes

Operator: S.S

Type: UNKN

Instrument: Instrument 1

Filename: INI-32

Index: 32

Injection Volume: 10.0

DETECTOR: detector 1

PK#	Retention Time (minutes)	Type	Peak Area	Peak Height	Area Percent	Component Name
1	4.575	BB	2278153	165513	100.00	AHR-10282B
TOTAL			2278153	165513		

36

2/20 16:27 NO.21 PH 7.05 24.1°C	2/20 16:39 NO.31 PH 7.02 24.4°C	2/20 16:50 NO.41 PH 7.02 24.6°C
2/20 16:28 NO.22 PH 7.10 24.3°C	2/20 16:40 NO.32 PH 7.05 24.5°C	2/20 16:51 NO.42 PH 7.09 24.6°C
2/20 16:30 NO.23 PH 7.10 24.3°C	2/20 16:41 NO.33 PH 7.03 24.6°C	2/20 16:52 NO.43 PH 7.04 24.6°C
2/20 16:32 NO.24 PH 7.08 24.4°C	2/20 16:42 NO.34 PH 7.03 24.5°C	2/20 16:53 NO.44 PH 7.09 24.6°C
2/20 16:33 NO.25 PH 7.09 24.5°C	2/20 16:43 NO.35 PH 7.02 24.6°C	2/20 16:53 NO.45 PH 7.08 24.5°C
2/20 16:34 NO.26 PH 7.06 24.3°C	2/20 16:44 NO.36 PH 7.01 24.6°C	2/20 16:54 NO.46 PH 7.05 24.7°C
2/20 16:35 NO.27 PH 7.05 24.3°C	2/20 16:45 NO.37 PH 7.04 24.5°C	2/20 16:55 NO.47 PH 7.05 24.6°C
2/20 16:36 NO.28 PH 7.08 24.4°C	2/20 16:46 NO.38 PH 7.10 24.6°C	2/20 16:56 NO.48 PH 7.06 24.6°C
2/20 16:36 NO.29 PH 7.07 24.5°C	2/20 16:48 NO.39 PH 7.10 24.5°C	2/20 16:56 NO.49 PH 7.06 24.4°C
2/20 16:38 NO.30 PH 7.12 24.4°C	2/20 16:49 NO.40 PH 7.10 24.4°C	2/20 16:57 NO.50 PH 7.10 24.5°C

P2000B177 Lot No. 01K131 /Initial

This raw data is a duplicated copy as it could suffer the possibility of deterioration over time.

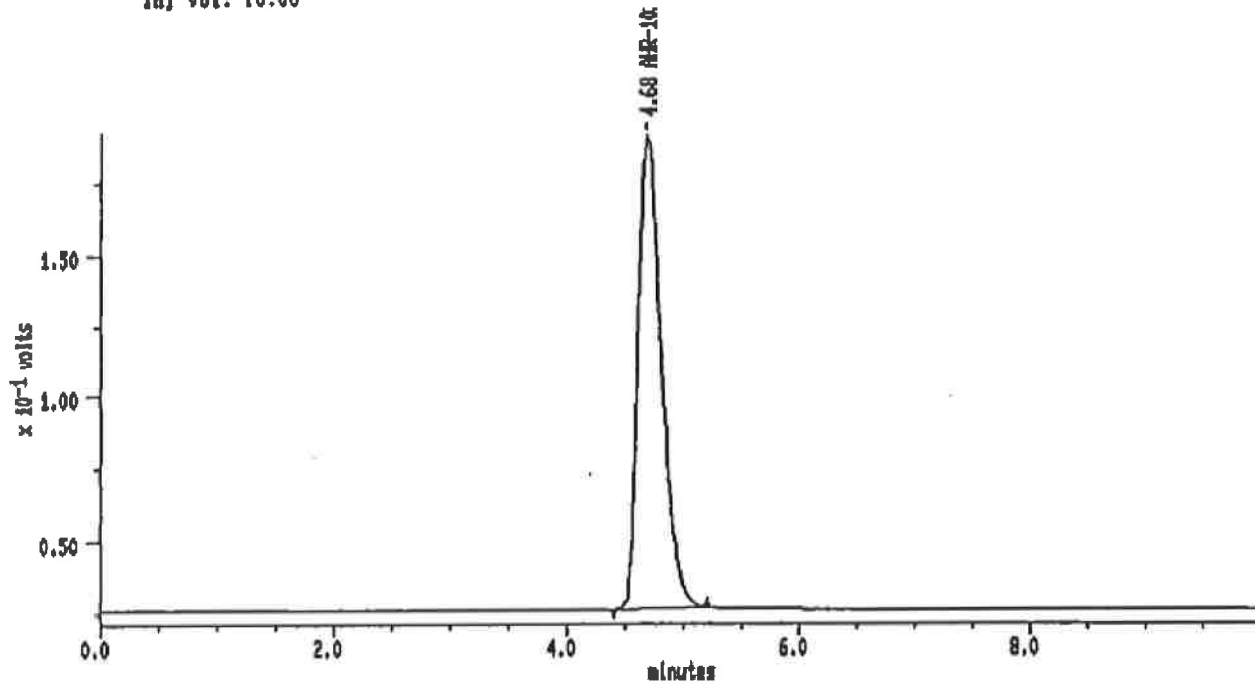
Therefore, there is no difference between this copy and the original copy.

2005.05.06 Shirou Sawa

	ID	Chromato No	Peak Area	Conc. (mg/mL)	Remaining (%)	Collec(%)	Water	Initial	present
STD	1	S4-01	2303381						
STD	2	S4-18	2285689						
STD	mean		2284535	0.9980					
A-18	60°C-4W	S4-02	2379311	1.0394	101.39	94.51	6.79	8.5880	8.2530
A-19	60°C-4W	S4-03	2470948	1.0794	102.54	95.41	6.95	8.6173	8.2724
A-20	60°C-4W	S4-04	1329680	0.5809	55.01	51.27	6.79	8.6044	8.2682
A-21	60°C-4W	S4-05	1938745	0.8469	79.19	73.81	6.79	8.5498	8.2174
A-22	60°C-4W	S4-06	1594609	0.6966	67.87	63.19	6.89	8.5821	8.2425
A-23	60°C-4W	S4-07	2027430	0.8857	83.87	78.17	6.80	8.6440	8.3047
A-24	60°C-4W	S4-08	1833727	0.8011	77.68	72.44	6.74	8.6247	8.2897
A-25	60°C-4W	S4-09	1908933	0.8339	84.04	78.39	6.72	8.5719	8.2415
A-18	50°C-4W	S4-10	2277761	0.9950	97.05	94.13	3.01	8.6300	8.4800
A-19	50°C-4W	S4-11	2397283	1.0473	99.49	96.34	3.17	8.5270	8.3725
A-20	50°C-4W	S4-12	1527362	0.6672	63.18	61.18	3.16	8.4625	8.3103
A-21	50°C-4W	S4-13	2004949	0.8759	81.91	79.42	3.04	8.6136	8.4628
A-22	50°C-4W	S4-14	1725127	0.7536	73.43	71.03	3.27	8.5703	8.4093
A-23	50°C-4W	S4-15	2073253	0.9057	85.77	83.05	3.17	8.5336	8.3790
A-24	50°C-4W	S4-16	1887128	0.8244	79.94	77.40	3.18	8.4512	8.2986
A-25	50°C-4W	S4-17	1969902	0.8606	86.73	83.96	3.19	8.5677	8.4109

*Modified due to miscalculation.
 Re-edited in order to document the data necessary for calculation.
 Shirou Sawa, 6 May 2005*

Sample: STD1 Channel: detector 1 Filename: S4-01 Chart Speed: Full Size
 Acquired: 19-FEB-101 21:02 Method: D:YAHRYI\H15V80-4W Operator: S.S
 Inj Vol: 10.00



MAXIMA (c)1990 Dynamic Solutions, Division of Millipore

MAXIMA 825 Custom Report

Printed: 19-FEB-2001 21:13:03

SAMPLE: STD1

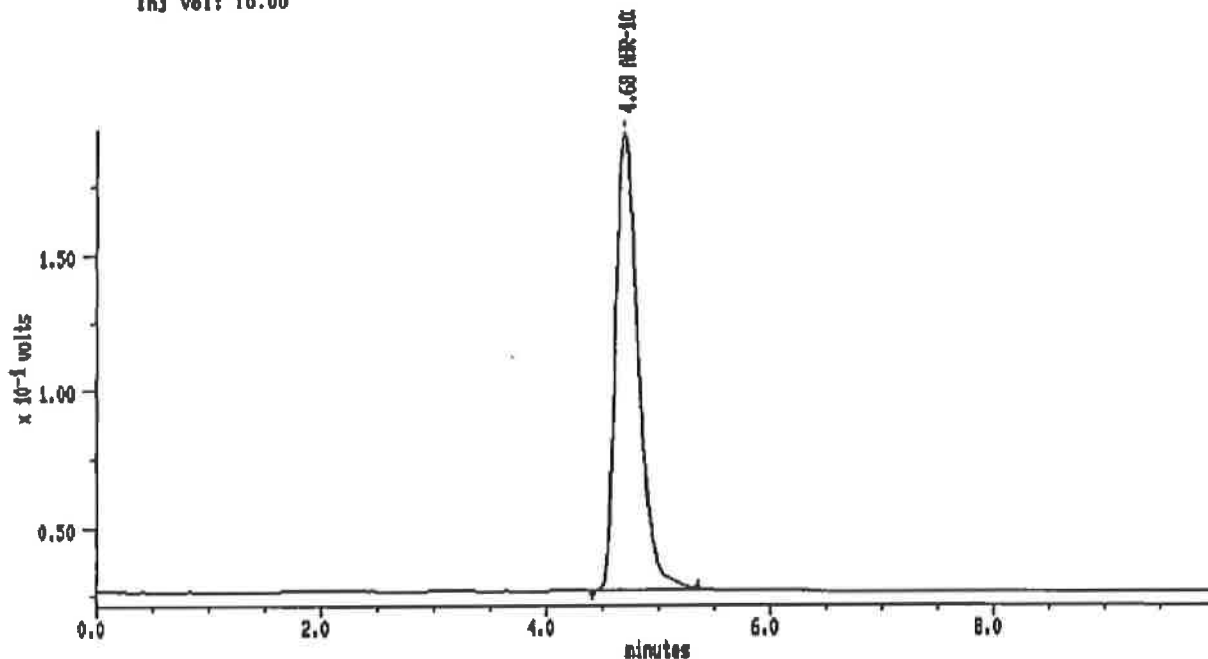
#4 In Method: AHR-10282B
 Acquired: 19-FEB-2001 21:02
 Rate: 2.0 points/sec
 Duration: 10.000 minutes
 Operator: S.S

Type: UNKN
 Instrument: Instrument 1
 Filename: S4-01
 Index: 18
 Injection Volume: 10.0

DETECTOR: detector 1

PK#	Retention Time (minutes)	Type	Peak Area	Peak Height	Area Percent	Component Name
1	4.675	DB	2303381	184825	100.00	AHR-10282B
TOTAL			2303381	184825		

Sample: A18 80°C-4W Channel: detector 1 Filename: S4-02 Chart Speed: Full Size
 Acquired: 19-FEB-101 21:13 Method: B:YAHRVIH16Y80-4W Operator: S.S
 Inj Vol: 10.00



MAXIMA (c) 1990 Dynamic Solutions, Division of Millipore

MAXIMA 825 Custom Report

Printed: 19-FEB-2001 21:24:27

SAMPLE: A18 80°C-4W

#5 In Method: AHR-10282B

Acquired: 19-FEB-2001 21:13

Rate: 2.0 points/sec

Duration: 10.000 minutes

Operator: S.S

Type: UNKN

Instrument: Instrument 1

Filename: S4-02

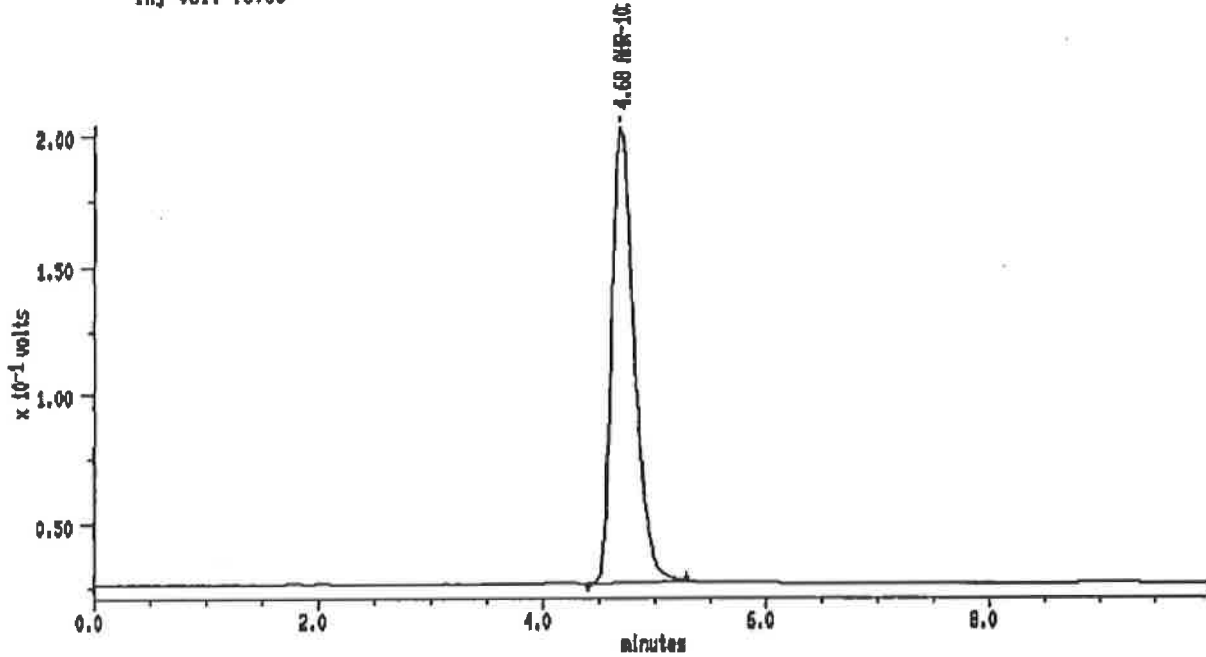
Index: 19

Injection Volume: 10.0

DETECTOR: detector 1

PK#	Retention Time (minutes)	Type	Peak Area	Peak Height	Area Percent	Component Name
1	4.683	BB	2379311	187878	100.00	AHR-10282B
TOTAL			2379311	187878		

Sample: A19 80°C-4W Channel: detector 1 Filename: S4-03 Chart Speed: Full Size
 Acquired: 19-FEB-01 21:25 Method: B:VAHRV1H16V60-4W Operator: S.S
 Inf Vol: 10.00



MAXIMA (c)1990 Dynamic Solutions, Division of Millipore

MAXIMA 825 Custom Report

Printed: 19-FEB-2001 21:35:43

SAMPLE: A19 80°C-4W

#6 In Method: **AHR-10282B**

Acquired: 19-FEB-2001 21:25

Rate: 2.0 points/sec

Duration: 10.000 minutes

Operator: S.S

Type: UNKN

Instrument: Instrument 1

Filename: S4-03

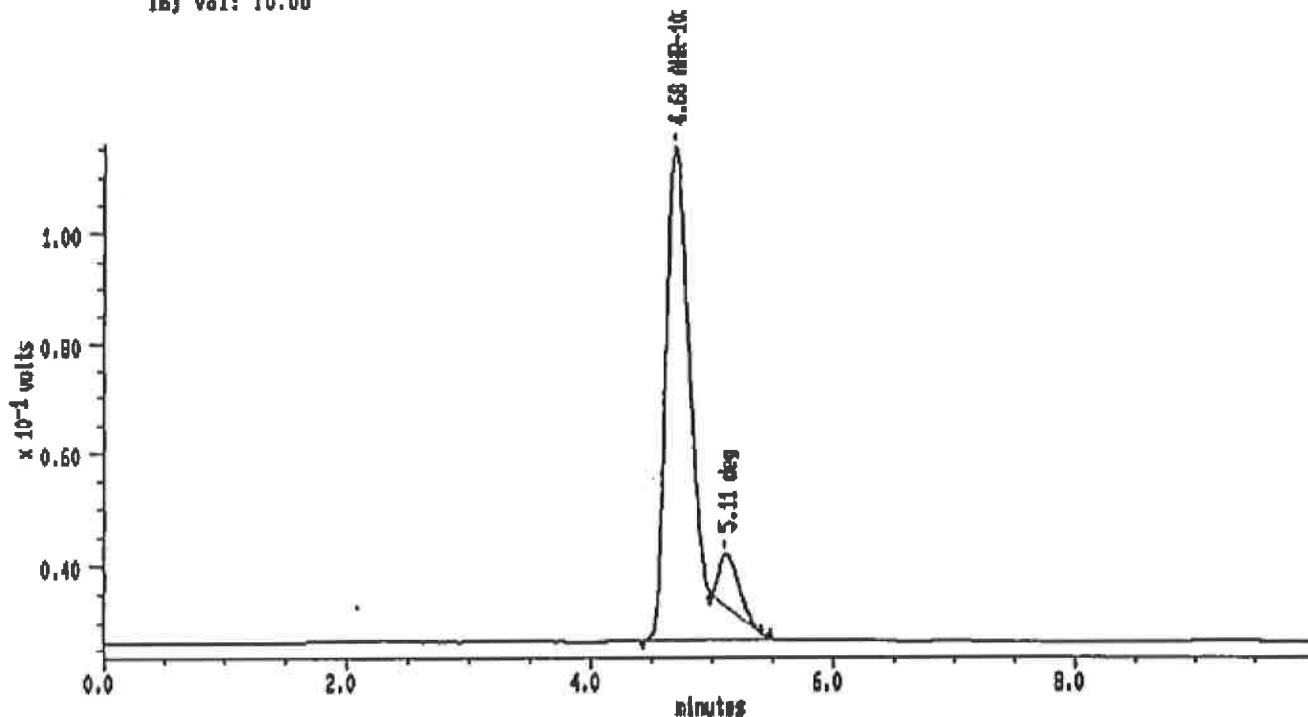
Index: 20

Injection Volume: 10.0

DETECTOR: detector 1

PK#	Retention Time (minutes)	Type	Peak Area	Peak Height	Area Percent	Component Name
1	4.675	BB	2470948	175646	100.00	AHR-10282B
TOTAL			2470948	175646		

Sample: A20 80°C-4W Channel: detector 1 Filename: S4-04 Chart Speed: Full Size
 Acquired: 19-FEB-01 21:38 Method: B:YAHRYIH15Y80-4W Operator: S.S
 Inj Vol: 10.00



MAXIMA (c) 1990 Dynamic Solutions, Division of Millipore

MAXIMA 825 Custom Report

Printed: 20-FEB-2001 12:10:57

SAMPLE: A20 80°C-4W

#7 in Method: AHR-10282B

Acquired: 19-FEB-2001 21:38

Rate: 2.0 points/sec

Duration: 10.000 minutes

Operator: S.S

Type: UNKN

Instrument: Instrument 1

Filename: S4-04

Index: 21

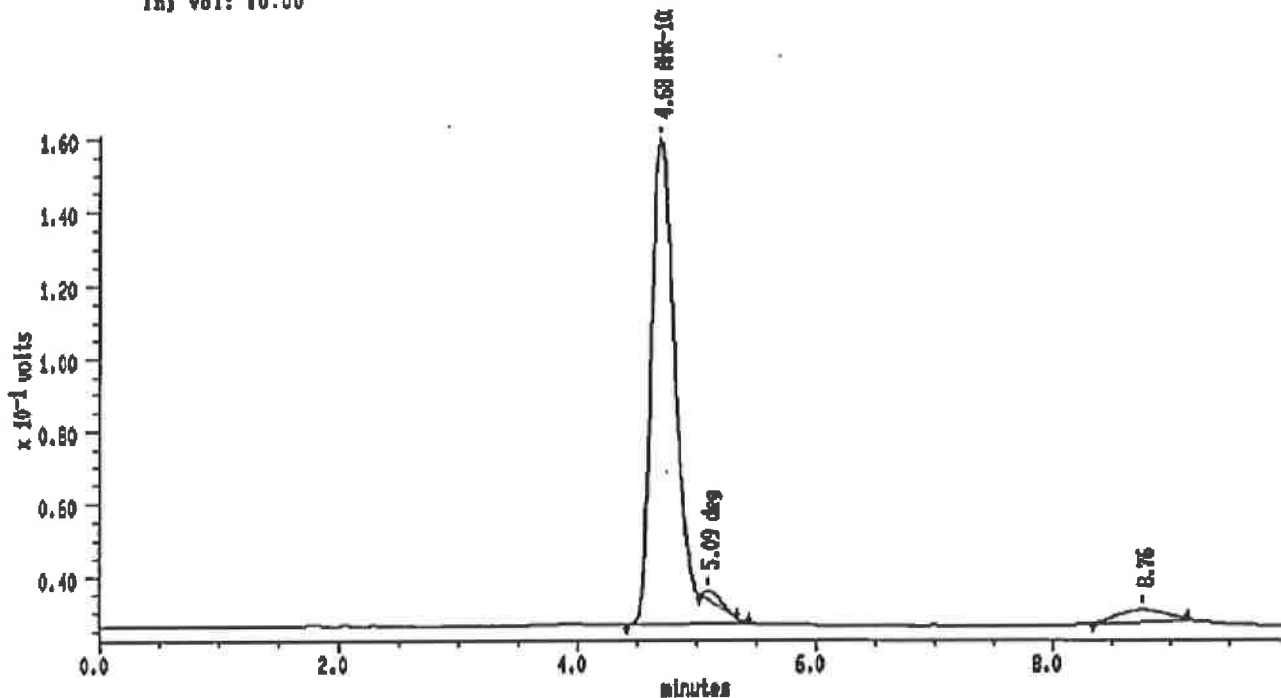
Injection Volume: 10.0

DETECTOR: detector 1

PK#	Retention Time (minutes)	Type	Peak Area	Peak Height	Area Percent	Component Name
1	4.683	BB	1329880	88819	92.74	AHR-10282B
2	5.108	SS	104020	9222	7.26	deg
TOTAL			1433700	97840		

6

Sample: A21 80°C-4W Channel: detector 1 Filename: S4-05 Chart Speed: Full Size
 Acquired: 19-FEB-101 21:47 Method: B:VAHRV1H15Y60-4W Operator: S.S
 Inj Vol: 10.00



MAXIMA (c)1990 Dynamic Solutions, Division of Millipore

MAXIMA 825 Custom Report

Printed: 20-FEB-2001 12:11:28

SAMPLE: A21 80°C-4W

#0 In Method: AHR-10282B

Acquired: 19-FEB-2001 21:47

Rate: 2.0 points/sec

Duration: 10.000 minutes

Operator: S.S

Type: UNIX

Instrument: Instrument 1

Filename: S4-05

Index: 22

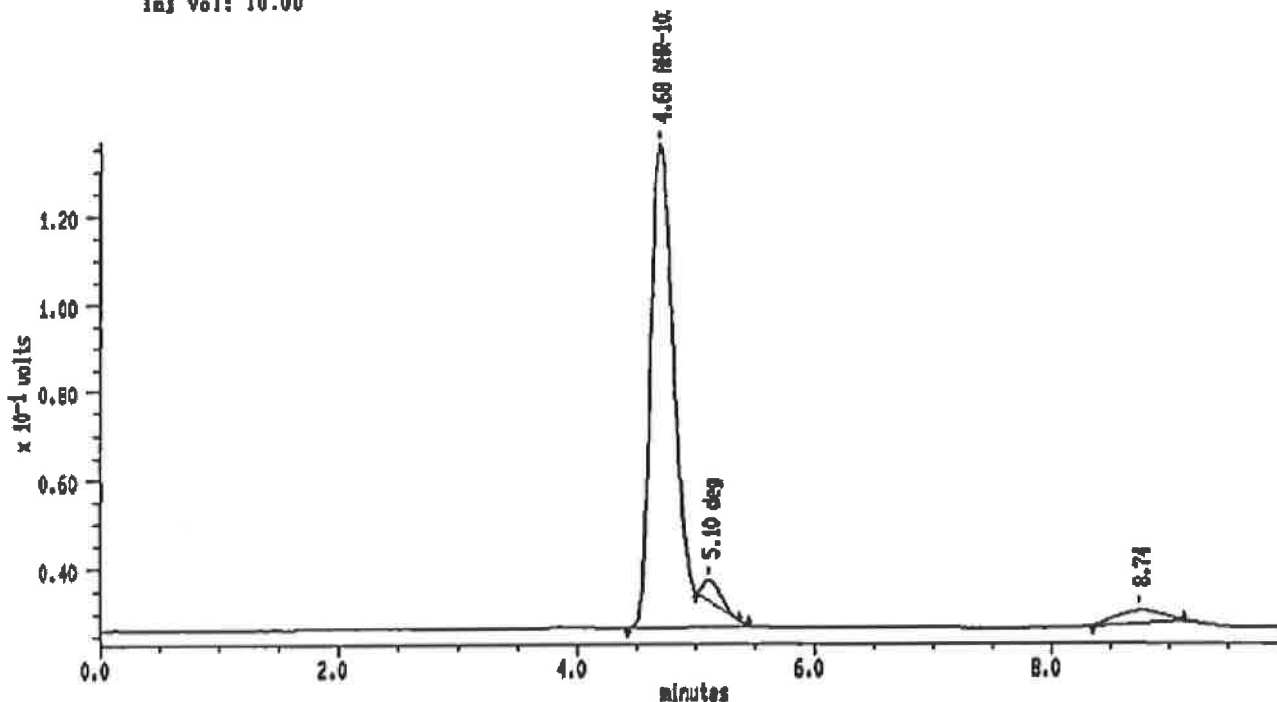
Injection Volume: 10.0

DETECTOR: detector 1

PK#	Retention Time (minutes)	Type	Peak Area	Peak Height	Area Percent	Component Name
1	4.683	BB	1930745	133208	98.68	AHR-10282B
2	5.092	SS	26335	2588	1.34	deg
TOTAL			1985080	135792		

7

Sample: A22 80°C-4W Channel: detector 1 Filename: S4-08 Chart Speed: Full Size
 Acquired: 19-FEB-2001 21:59 Method: 8:VAHRV1H16Y60-4W Operator: S.S
 Inj Vol: 10.00



MAXIMA (c)1990 Dynamic Solutions, Division of Millipore

MAXIMA 825 Custom Report

Printed: 20-FEB-2001 12:11:55

SAMPLE: A22 80°C-4W

#9 in Method: **AHR-10282B**

Acquired: 19-FEB-2001 21:59

Rate: 2.0 points/sec

Duration: 10.000 minutes

Operator: S.S

Type: UNKN

Instrument: Instrument 1

Filename: S4-08

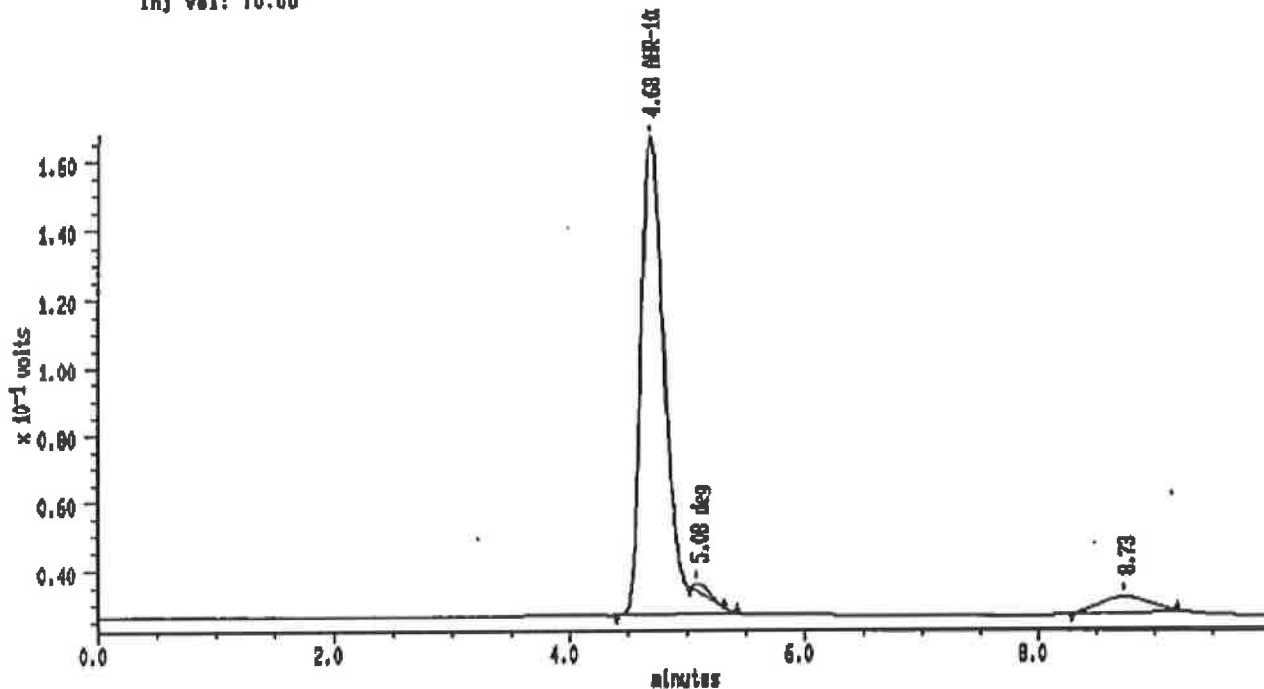
Index: 23

Injection Volume: 10.0

DETECTOR: detector 1

PK#	Retention Time (minutes)	Type	Peak Area	Peak Height	Area Percent	Component Name
1	4.883	BB	1594809	108876	97.09	AHR-10282B
2	5.100	SS	47847	4542	2.91	deg
TOTAL			1642456	113519		

Sample: A23 80°C-4W Channel: detector 1 Filename: S4-07 Chart Speed: Full Size
 Acquired: 19-FEB-2001 22:10 Method: B:VAHRY1H15V60-4W Operator: S.S
 Inj Vol: 10.00



MAXIMA (c) 1990 Dynamic Solutions, Division of Millipore

MAXIMA 825 Custom Report

Printed: 20-FEB-2001 12:12:24

SAMPLE: A23 80°C-4W

#10 In Method: **AHR-10282B**

Acquired: 19-FEB-2001 22:10

Rate: 2.0 points/sec

Duration: 10.000 minutes

Operator: S.S

Type: UNKN

Instrument: Instrument 1

Filename: S4-07

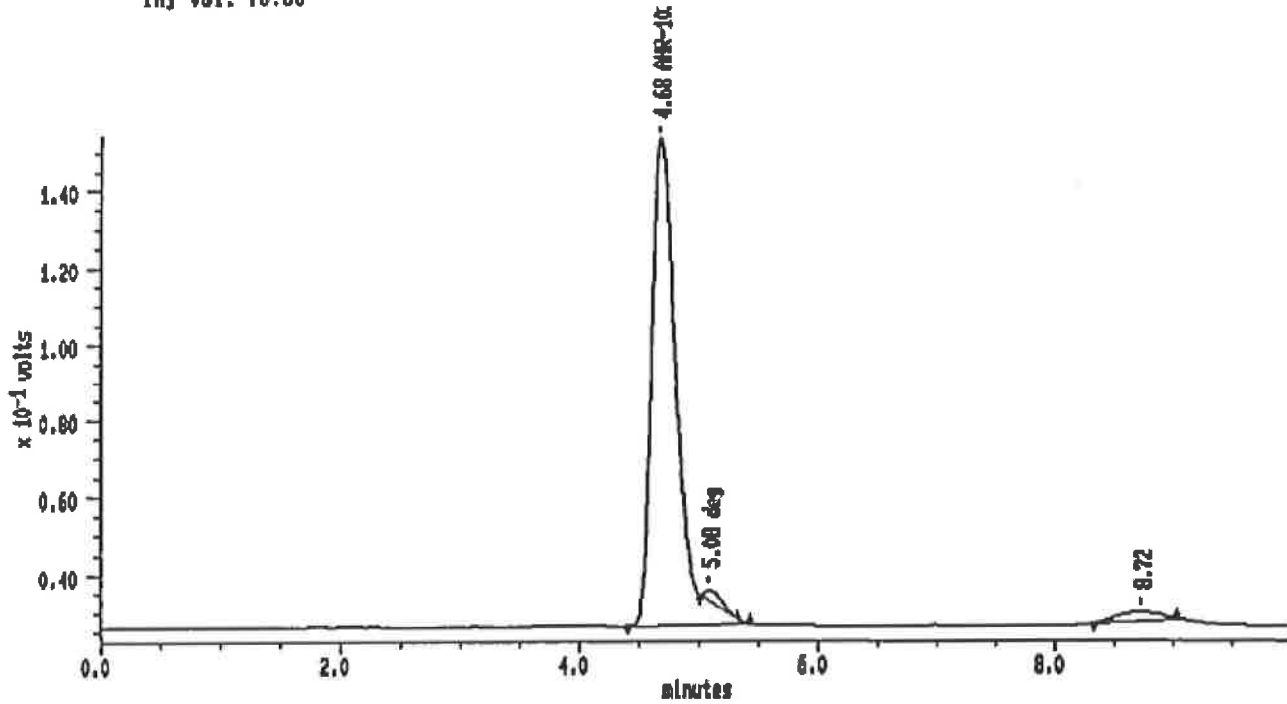
Index: 24

Injection Volume: 10.0

DETECTOR: detector 1

PK#	Retention Time (minutes)	Type	Peak Area	Peak Height	Area Percent	Component Name
1	4.876	BB	2027430	140347	98.87	AHR-10282B
2	5.080	SS	23187	2259	1.13	deg
TOTAL			2050618	142606		

Sample: A24 60°C-4W Channel: detector 1 Filename: 54-08 Chart Speed: Full Size
 Acquired: 19-FEB-101 22:22 Method: B:VAHRV1H16V60-4W Operator: S.S
 Inj Vol: 10.00



MAXIMA (c) 1980 Dynamic Solutions, Division of Millipore

MAXIMA 825 Custom Report

Printed: 20-FEB-2001 12:13:23

SAMPLE: A25 60°C-4W

#12 in Method: AHR-10282B

Acquired: 19-FEB-2001 22:33

Rate: 2.0 points/sec

Duration: 10.000 minutes

Operator: S.S

Type: URMK

Instrument: Instrument 1

Filename: 54-08

Index: 28

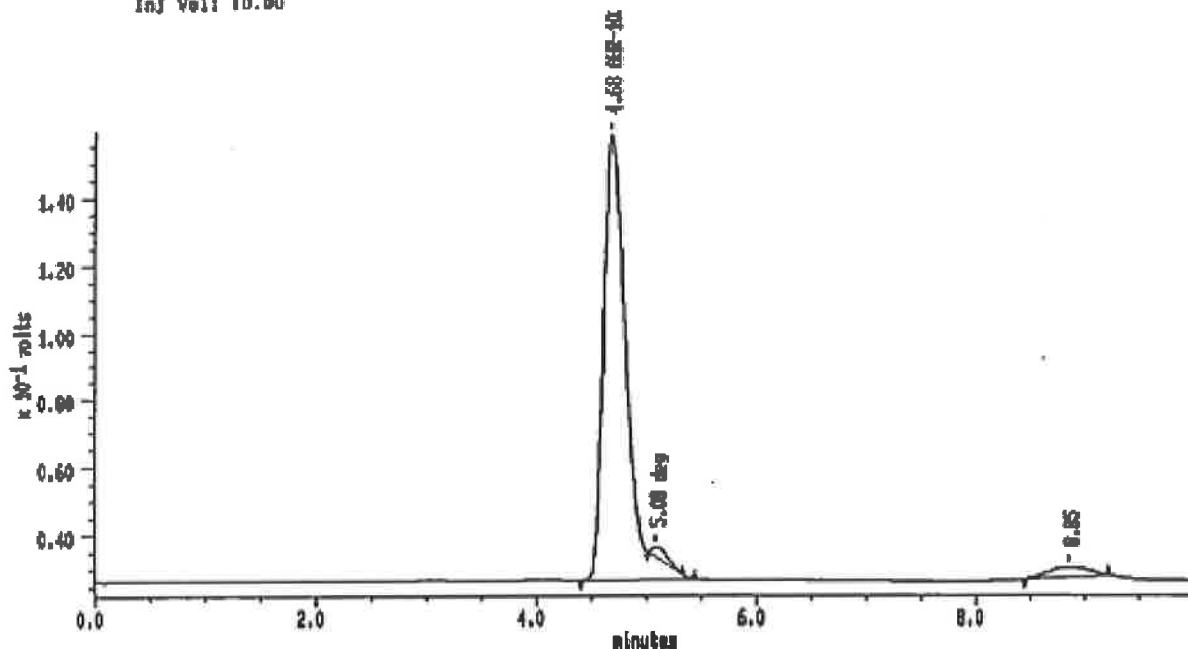
Injection Volume: 10.0

DETECTOR: detector 1

PK#	Retention Time (minutes)	Type	Peak Area	Peak Height	Area Percent	Component Name
1	4.875	BB	1908933	131539	98.44	AHR-10282B
2	5.083	SS	90285	2868	1.56	deg
TOTAL			1939198	134506		

10

Sample: A26 60°C-4W Channel: detector 1 Filename: S4-00 Chart Speed: Full Size
 Acquired: 19-FEB-191 22:33 Method: B:TAHRV1H16Y60-4W Operator: S.S
 Inf Vol: 10.00



MAXIMA (c)1989 Dynamic Solutions, Division of Millipore

MAXIMA 825 Custom Report

Printed: 20-FEB-2001 12:19:23

SAMPLE: A26 60°C-4W

#12 in Method: **AHR-10282B**

Acquired: 19-FEB-2001 22:33

Rate: 2.0 points/sec

Duration: 10.000 minutes

Operator: S.S

Type: UNKN

Instrument: Instrument 1

Filename: S4-00

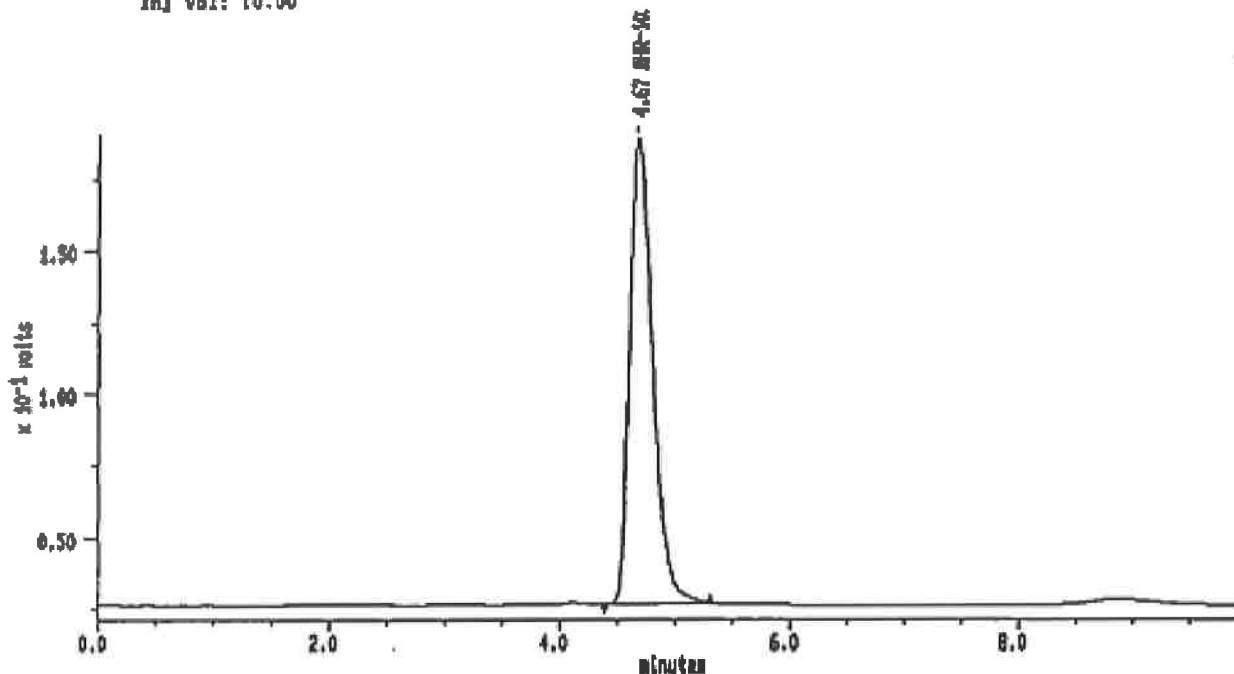
Index: 20

Injection Volume: 10.0

DETECTOR: detector 1

PK#	Retention Time (minutes)	Type	Peak Area	Peak Height	Area Percent	Component Name
1	4.675	BB	1208033	131639	98.44	AHR-10282B
2	5.063	SS	30266	2368	1.86	deg
TOTAL			1238100	134006		

Sample: A10 50°C-4W Channel: detector 1 Filename: 54-10 Chart Speed: Full Size
 Acquired: 19-FEB-01 22:44 Method: B:YAHRYVH15Y00-4W Operator: S.S
 Inj Vol: 10.00



MAXIMA (c) 1990 Dynamic Solutions, Division of Millipore

MAXIMA 825 Custom Report

Printed: 19-FEB-2001 23:55:21

SAMPLE1 A10 50°C-4W

#13 in Method: AHR-10282B

Acquired: 19-FEB-2001 23:44

Rate: 2.0 points/sec

Duration: 10.000 minutes

Operator: S.S

Type: URMN

Instrument: Instrument 1

Filename: 54-10

Index: 27

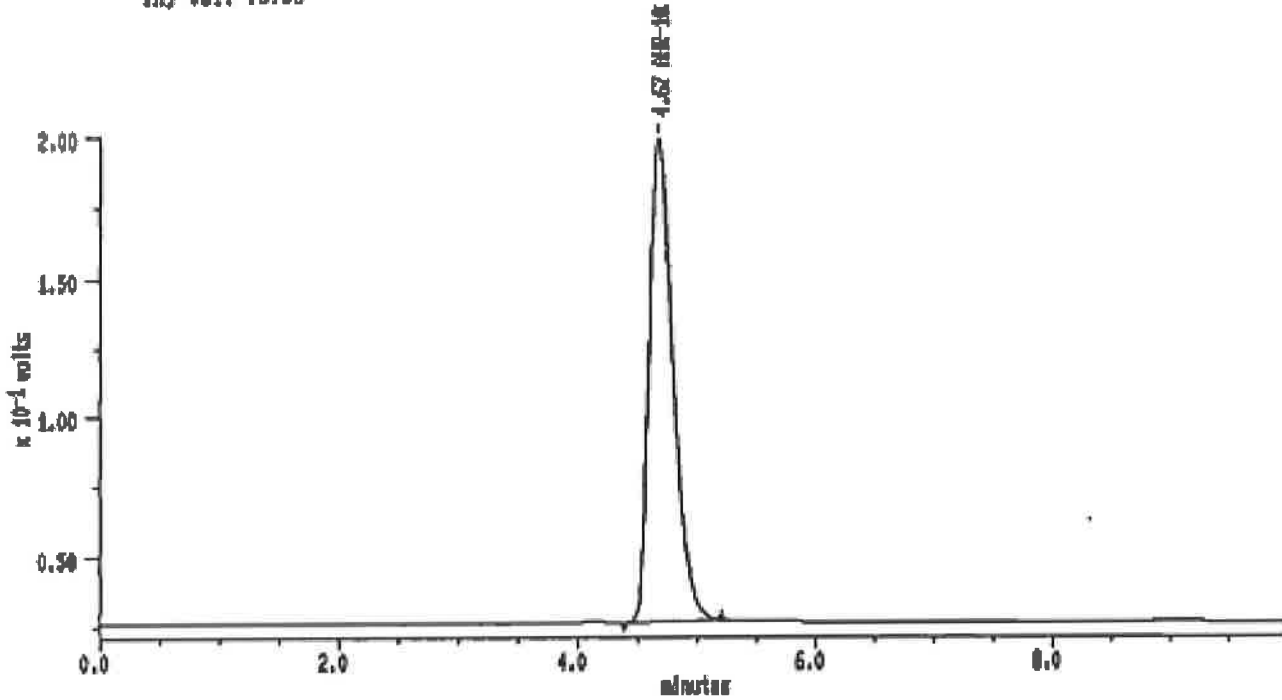
Injection Volume: 10.0

DETECTOR: detector 1

PK#	Retention Time (minutes)	Type	Peak Area	Peak Height	Area Percent	Component Name
1	4.667	DB	3377761	102000	100.00	AHR-10282B
TOTAL			3377761	102000		

12

Sample: A19 50°C-4W Channel: detector 1 Filename: S4-11 Chart Speed: Full Size
 Acquired: 19-FEB-01 22:58 Method: B:VAHRV1H16V00-4W Operator: S.S
 Inj Vol: 10.00



MAXIMA (c)1990 Dynamic Solutions, Division of Millipore

MAXIMA 825 Custom Report

Printed: 19-FEB-2001 23:00:30

SAMPLE: A19 60°C-4W

#14 In Method: AHR-10282B

Acquired: 19-FEB-2001 22:58

Rate: 2.0 points/sec

Duration: 10.000 minutes

Operator: S.S

Type: URAN

Instrument: Instrument 1

Filename: S4-11

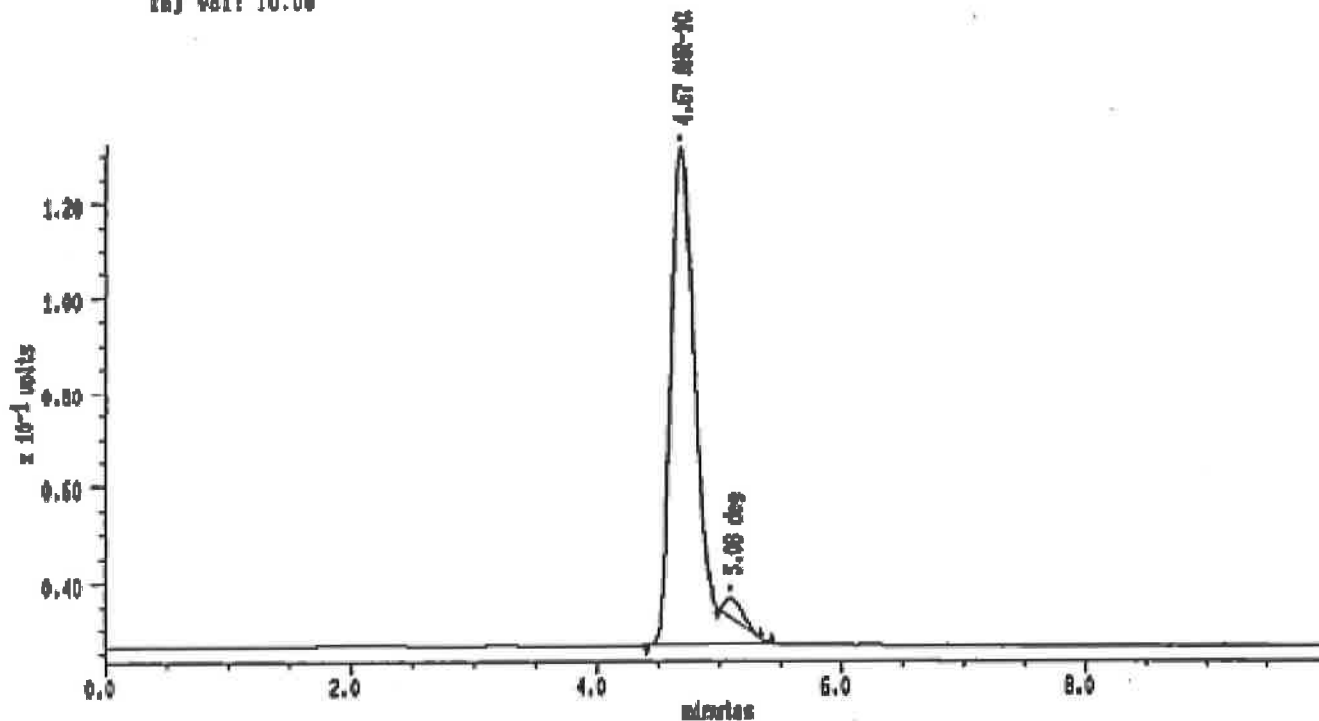
Index: 28

Injection Volume: 10.0

DETECTOR: detector 1

PK#	Retention Time (minutes)	Type	Peak Area	Peak Height	Area Percent	Component Name
1	4.887	BB	2397263	172316	100.00	AHR-10282B
TOTAL			2397263	172316		

Sample: A20 50°C-4W Channel: detector 1 Filename: S4-12 Chart Speed: Full Size
 Acquired: 19-FEB-10 23:07 Method: H:VAHRY1H16V8Q-4W Operator: S.S
 Inj Vol: 10.00



MAXIMA (c) 1990 Dynamic Solutions, Division of Millipore

MAXIMA 825 Custom Report

Printed: 20-FEB-2001 12:13:51

SAMPLE: A20 50°C-4W

#16 In Method: **AHR-10282B**

Acquired: 19-FEB-2001 23:07

Rate: 3.0 points/sec

Duration: 10.000 minutes

Operator: S.S

Type: CHROM

Instrument: Instrument 1

Filename: S4-12

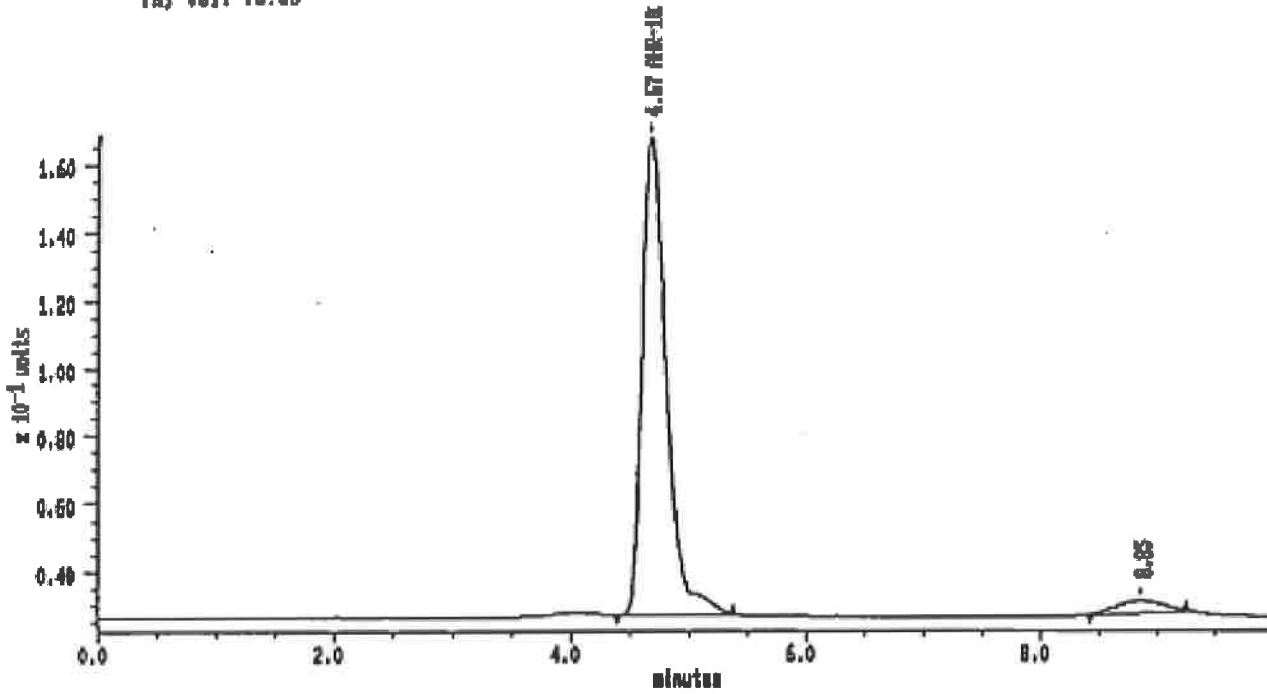
Index: 28

Injection Volume: 10.0

DETECTOR: detector 1

PK#	Retention Time (minutes)	Type	Peak Area	Peak Height	Area Percent	Component Name
1	4.607	BB	1527363	104941	97.38	AHR-10282B
2	5.003	SS	41433	4062	2.64	deg
TOTAL			1568794	108992		

Sample: A21 50°C-4W Channel: detector 1 Filename: S4-13 Chart Speed: Full Size
 Acquired: 19-FEB-2001 23:19 Method: 8:YAIRVIMIGY00-4W Operator: S.S
 Inj Vol: 10.00



MAXIMA (c)1990 Dynamic Solutions, Division of Millipore

MAXIMA 825 Custom Report

Printed: 19-FEB-2001 23:29:20

SAMPLE: A21 50°C-4W

#18 In Method: AHR-10282B

Acquired: 19-FEB-2001 23:19

Rate: 2.0 points/sec

Duration: 10.000 minutes

Operator: S.S

Type: UNKN

Instrument: Instrument 1

Filename: S4-13

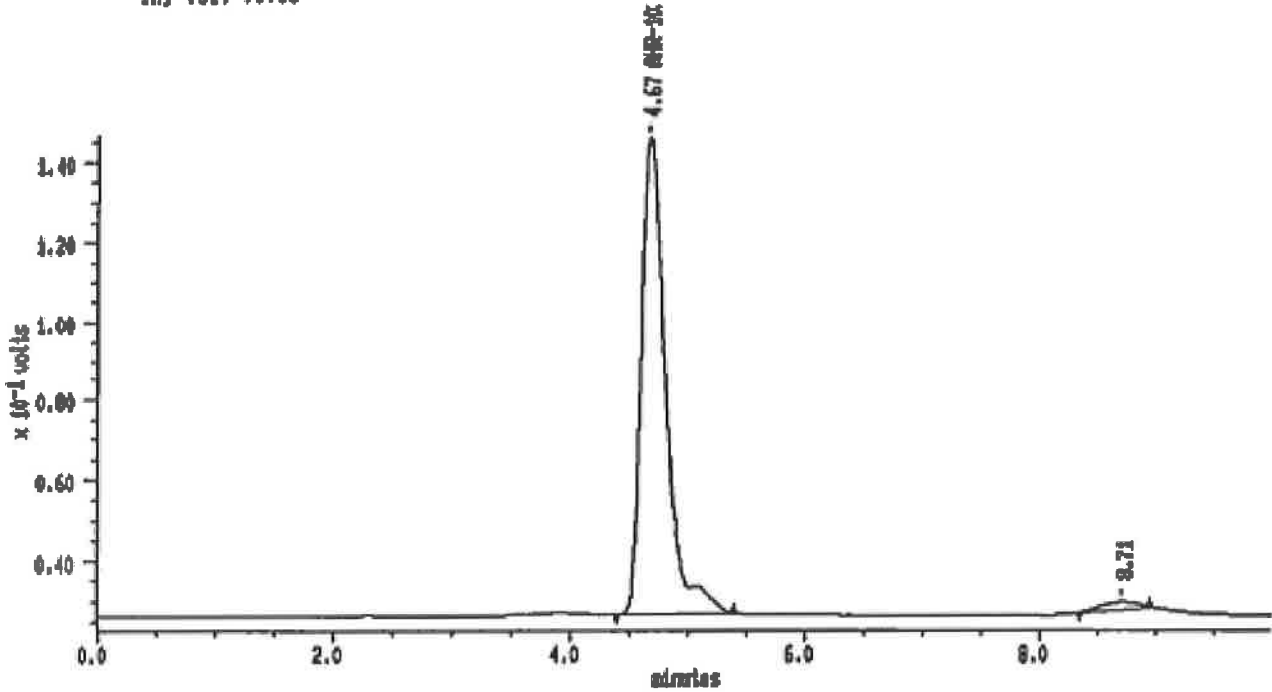
Index: 38

Injection Volume: 10.0

DETECTOR: detector 1

PK#	Retention Time (minutes)	Type	Peak Area	Peak Height	Area Percent	Component Name
1	4.887	MS	2004949	140489	100.00	AHR-10282B
TOTAL			2004949	140489		

Sample: A22 60°C-4W Channel: detector 1 Filename: 54-14 Chart Speed: Full Size
 Acquired: 18-FEB-2001 23:30 Method: B:VAHRV\H16V80-4W Operator: S.5
 Inj Vol: 10.00



MAXIMA (c) 1990 Dynamic Solutions, Division of Millipore

MAXIMA 825 Custom Report

Printed: 18-FEB-2001 23:40:37

SAMPLE: A22 60°C-4W

#17 In Method: AHR-10282B

Acquired: 18-FEB-2001 23:30

Rate: 2.0 points/min

Duration: 10.000 minutes

Operator: S.5

Type: UNKNOWN

Instrument: Instrument 1

Filename: 54-14

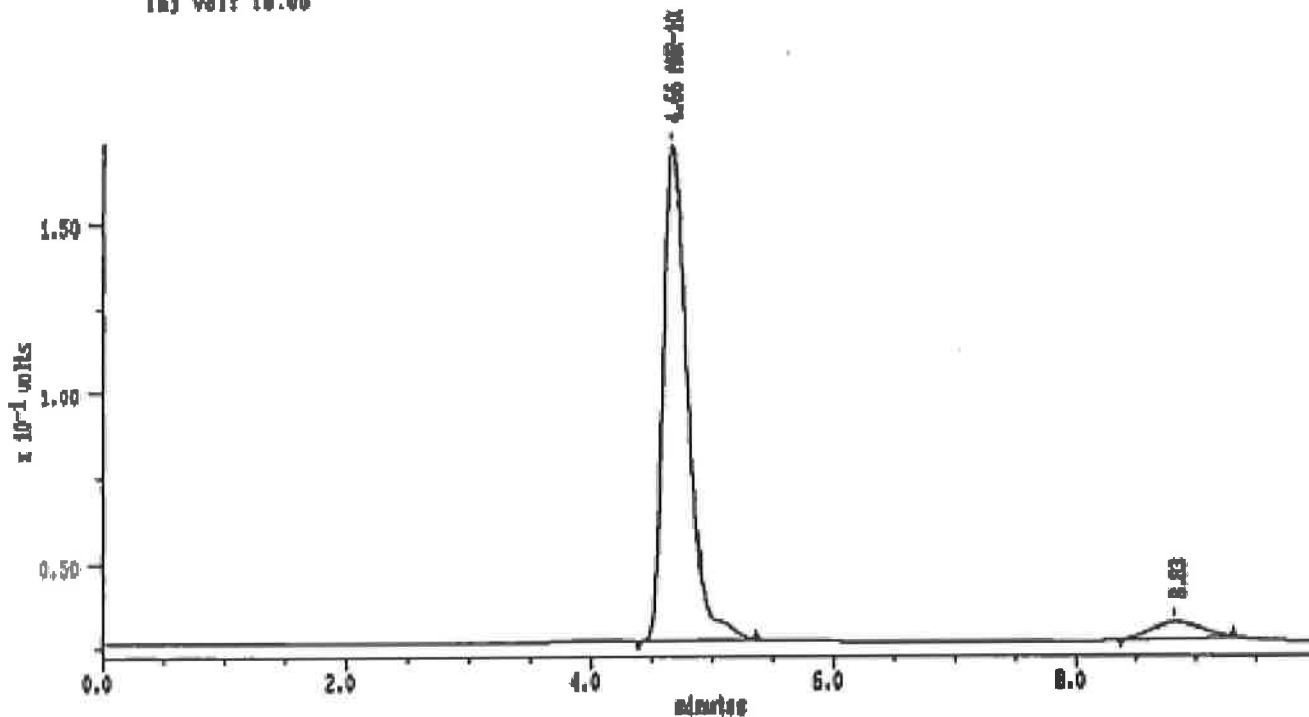
Index: 31

Injection Volume: 10.0

DETECTOR: detector 1

PE#	Retention Time (minutes)	Type	Peak Area	Peak Height	Area Percent	Component Name
1	4.667	BB	1725127	110191	100.00	AHR-10282B
TOTAL			1725127	110191		

Sample: A23 50°C-4W Channel: detector 1 Filenamet S4-15 Chart Speed: Full Size
 Acquired: 19-FEB-2001 23:41 Method: B:VANDUYLHLEY80-4W Operator: S.S
 Inj Vol: 10.00



MAXIMA (c)1990 Dynamic Solutions, Division of Millipore

MAXIMA 825 Custom Report

Printed: 19-FEB-2001 23:51:54

SAMPLE: A23 50°C-4W

#10 In Method: AHR-10282B

Acquired: 19-FEB-2001 23:41

Rate: 2.0 points/sec

Duration: 10.000 minutes

Operator: S.S

Type: UNKN

Instrument: Instrument 1

Filenamet: S4-15

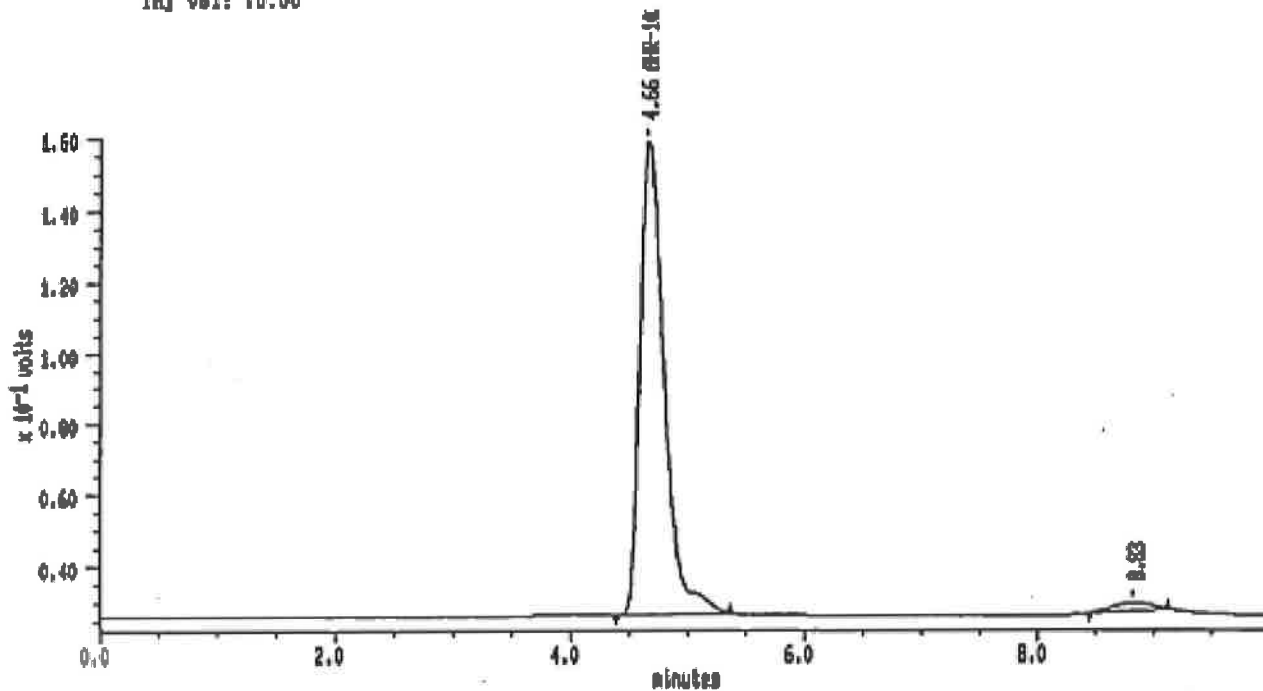
Index: 32

Injection Volume: 10.0

DETECTOR1: detector 1

PK#	Retention Time (minutes)	Type	Peak Area	Peak Height	Area Percent	Component Name
1	4.658	BB	2073253	145800	100.00	AHR-10282B
TOTAL			2073253	145800		

Sample: A24 50°C-4W Channel: detector 1 Filename: 54-18 Chart Speed: Full Size
 Acquired: 18-FEB-2001 23:52 Method: B:TARRYVIN15700-4W Operator: S.S
 Inj Vol: 10.00



MAXIMA (c)1988 Dynamic Solutions, Division of Millipore

MAXIMA 825 Custom Report

Printed: 20-FEB-2001 0:03:11

SAMPLE: A24 50°C-4W

#19 In Method: AHR-10282B

Acquired: 18-FEB-2001 23:52

Rate: 2.0 points/sec

Duration: 10.000 minutes

Operator: S.S

Type: UNKN

Instrument: Instrument 1

Filename: 54-18

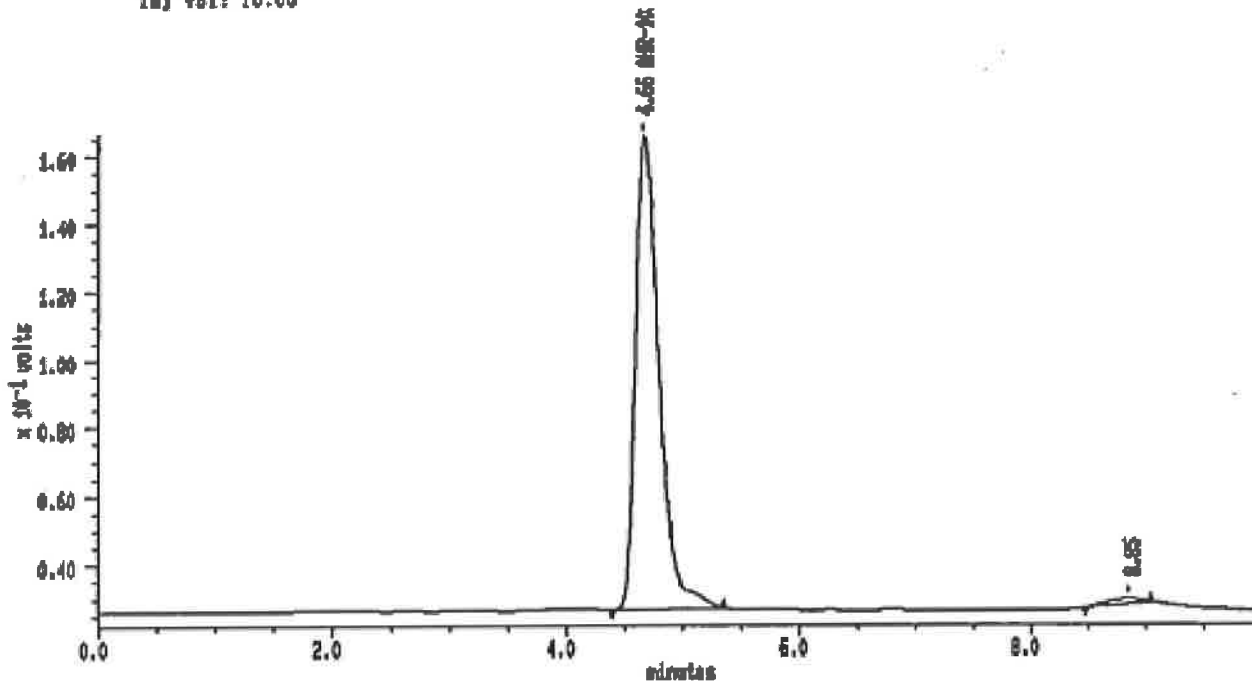
Index: 33

Injection Volume: 10.0

DETECTOR: detector 1

PK#	Retention Time (minutes)	Type	Peak Area	Peak Height	Area Percent	Component Name
1	4.558	DB	1307120	132203	100.00	AHR-10282B
TOTAL			1307120	132203		

Sample: A25 50°C-4W Channel: detector 1 Filename: 54-17 Chart Speed: Full Size
 Acquired: 20-FEB-10 0:03 Method: D:VARIYIN16V00-4W Operator: S.S
 Inj Vol: 10.00



MAXIMA (c) 1990 Dynamic Solutions, Division of Millipore

MAXIMA 825 Custom Report

Printed: 20-FEB-2001 0:14:30

SAMPLE: A25 50°C-4W

#20 (n Method: AHR-10282B

Acquired: 20-FEB-2001 0:03

Rate: 2.0 points/sec

Duration: 10.000 minutes

Operator: S.S

Type: UNKN

Instrument: Instrument 1

Filename: 54-17

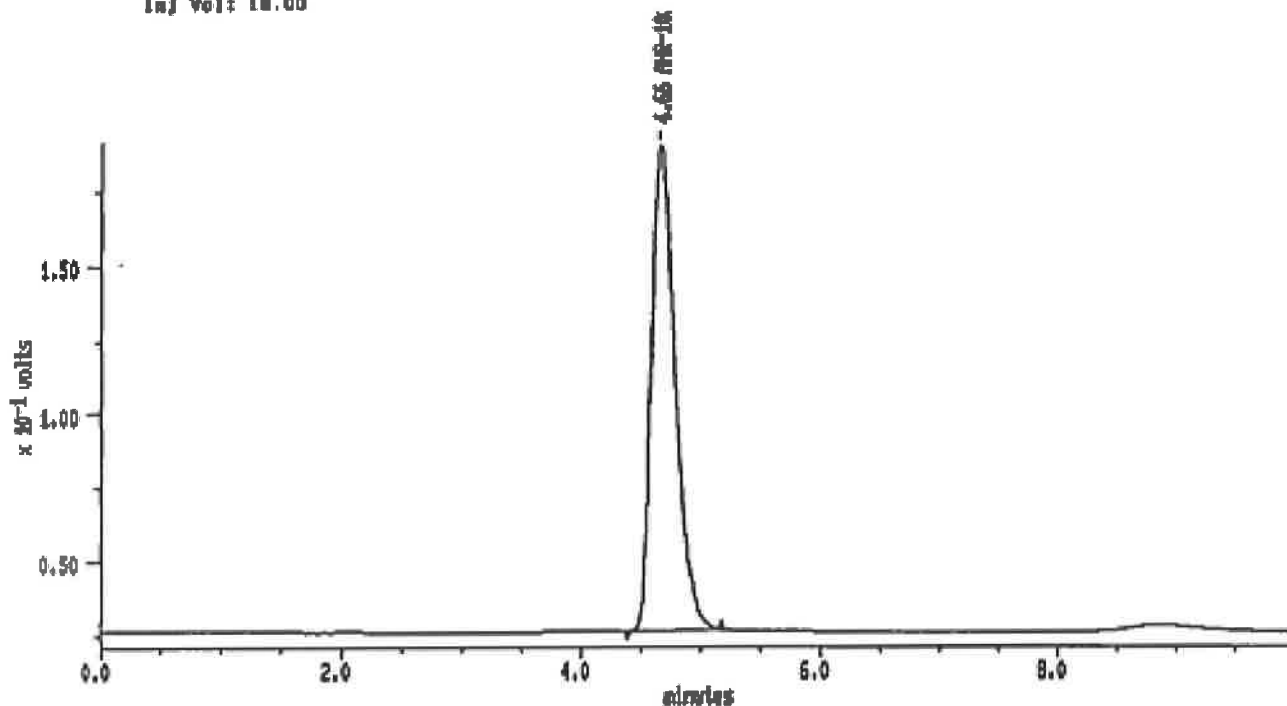
Index: 34

Injection Volume: 10.0

DETECTOR: detector 1

PK#	Retention Time (minutes)	Type	Peak Area	Peak Height	Area Percent	Component Name
1	4.668	DB	1989902	138783	100.00	AHR-10282B
TOTAL			1989902	138783		

Sample: STD Channel: detector 1 Filename: 54-18 Chart Speed: Full Size
 Acquired: 20-FEB-2001 0:15 Method: B:VAMRF1N1EY00-4F Operator: S.S
 Inj Vol: 10.00



MAXIMA tel 1990 Dynamic Solutions, Division of Millipore

MAXIMA 825 Custom Report

Printed: 20-FEB-2001 0:28:00

SAMPLE: STD

#21 In Method: AHR-10282B

Acquired: 20-FEB-2001 0:15

Rate: 2.0 points/sec

Duration: 10.000 minutes

Operator: S.S

Type: UNKN

Instrument: Instrument 1

Filename: 54-18

Index: 35

Injection Volume: 10.0

DETECTOR: detector 1

PK#	Retention Time minutes	Type	Peak Area	Peak Height	Area Percent	Component Name
1	4.650	BB	2266809	103334	100.00	ANR-10282B
TOTAL			2266809	103334		

	ID	Chromato No	Peak Area	Conc. (mg/mL)	Remaining (%)	Collec(%)	Water	Initial	present
STD	1	V2-01	2310931						
STD	2	V2-26	2328564						
STD	mean		2319748	1.0095					
A-18	70°C-2W	V2-02	2423977	1.0549	102.90	95.01	7.67	8.6839	8.2978
A-19	70°C-2W	V2-03	2464866	1.0727	101.90	93.95	7.80	8.5882	8.1845
A-20	70°C-2W	V2-04	1889028	0.7350	69.60	64.57	7.22	8.6082	8.2487
A-21	70°C-2W	V2-05	2151512	0.9363	87.55	80.80	7.71	8.5344	8.1581
A-22	70°C-2W	V2-06	1896449	0.8253	80.42	74.55	7.30	8.6129	8.2507
A-23	70°C-2W	V2-07	2197150	0.9561	90.54	83.86	7.38	8.6428	8.2746
A-24	70°C-2W	V2-08	1992558	0.8671	84.08	77.55	7.77	8.4913	8.1152
A-25	70°C-2W	V2-09	2044175	0.8896	89.65	83.08	7.33	8.5906	8.2286
A-18	60°C-2W	V2-10	2301723	1.0017	97.71	94.66	3.12	8.6047	8.4501
A-19	60°C-2W	V2-11	2360197	1.0271	97.57	94.82	3.02	8.6026	8.4530
A-20	60°C-2W	V2-12	1751139	0.7621	72.17	70.12	2.84	8.6548	8.5126
A-21	60°C-2W	V2-13	2140159	0.9313	87.09	84.41	3.08	8.5464	8.3955
A-22	60°C-2W	V2-14	1951236	0.8491	82.73	80.05	3.24	8.5555	8.3965
A-23	60°C-2W	V2-15	2186038	0.9513	90.09	87.28	3.14	8.6875	8.5294
A-24	60°C-2W	V2-16	2007368	0.8736	84.71	82.08	3.10	8.6175	8.4634
A-25	60°C-2W	V2-17	2082273	0.9062	91.32	88.55	3.03	8.6289	8.4780
A-18	50°C-2W	V2-18	2237481	0.9737	94.98	93.44	1.62	8.5642	8.4844
A-19	50°C-2W	V2-19	2345444	1.0207	96.98	95.40	1.61	8.4536	8.3763
A-20	50°C-2W	V2-20	1839698	0.8006	75.81	74.65	1.53	8.5997	8.5240
A-21	50°C-2W	V2-21	2140698	0.9316	87.11	86.74	1.57	8.5511	8.4743
A-22	50°C-2W	V2-22	1963693	0.8546	83.27	81.99	1.54	8.5496	8.4742
A-23	50°C-2W	V2-23	2218206	0.9653	91.41	90.08	1.46	8.7794	8.7043
A-24	50°C-2W	V2-24	2061641	0.8972	87.00	85.73	1.46	8.5244	8.4531
A-25	50°C-2W	V2-25	2080594	0.9054	91.24	89.90	1.47	8.5409	8.4688

*Modified due to miscalculation.
 Re-edited in order to document the data necessary for calculation.
 Shirou Sawa, 6 May 2005*

2/05 18:39
NO.80 PH 6.13
22.4°C

2/05 18:40
NO.81 PH 6.15
22.4°C

2/05 18:40
NO.82 PH 6.95
22.5°C

2/05 18:42
NO.83 PH 6.90
22.6°C

2/05 18:42
NO.84 PH 6.96
22.6°C

2/05 18:43
NO.85 PH 6.94
22.6°C

2/05 18:44
NO.86 PH 6.97
22.6°C

2/05 18:45
NO.87 PH 6.97
22.5°C

2/05 18:46
NO.88 PH 6.16
22.6°C

2/05 18:47
NO.89 PH 6.16
22.6°C

2/05 18:48
NO.90 PH 6.97
22.5°C

2/05 18:48
NO.91 PH 6.94
22.5°C

2/05 18:49
NO.92 PH 6.99
22.5°C

2/05 18:50
NO.93 PH 6.97
22.4°C

2/05 18:51
NO.94 PH 6.92
22.4°C

2/05 18:52
NO.95 PH 7.00
22.6°C

2/05 18:52
NO.96 PH 6.15
22.8°C

2/05 18:54
NO.97 PH 6.17
22.6°C

2/05 18:56
NO.99 PH 6.99
22.8°C

2/05 18:57
NO.99 PH 6.93
22.6°C

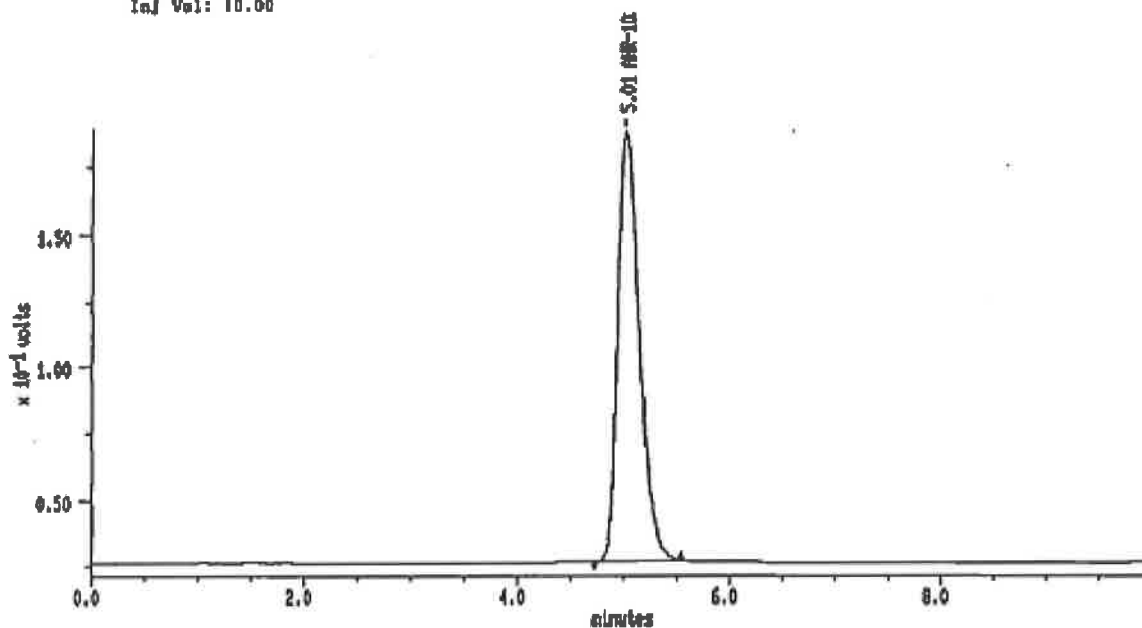
2/05 18:58
NO. 1 PH 7.01
22.6°C

2/05 18:59
NO. 2 PH 6.95
22.6°C

2/05 19:00
NO. 3 PH 6.93
22.6°C

2/05 19:00
NO. 4 PH 6.93
22.4°C

Sample: STD1 Channel: detector 1 Filename: V2-01 Chart Speed: Full Size
 Acquired: 06-FEB-2001 23:10 Method: B:YANRVIIH18Y70-2W Operator: S.S
 Inj Vol: 10.00



MAXIMA (c)1990 Dynamic Solutions, Division of Millipore

MAXIMA 825 Custom Report

Printed: 6-FEB-2001 22:20:22

SAMPLE: STD1

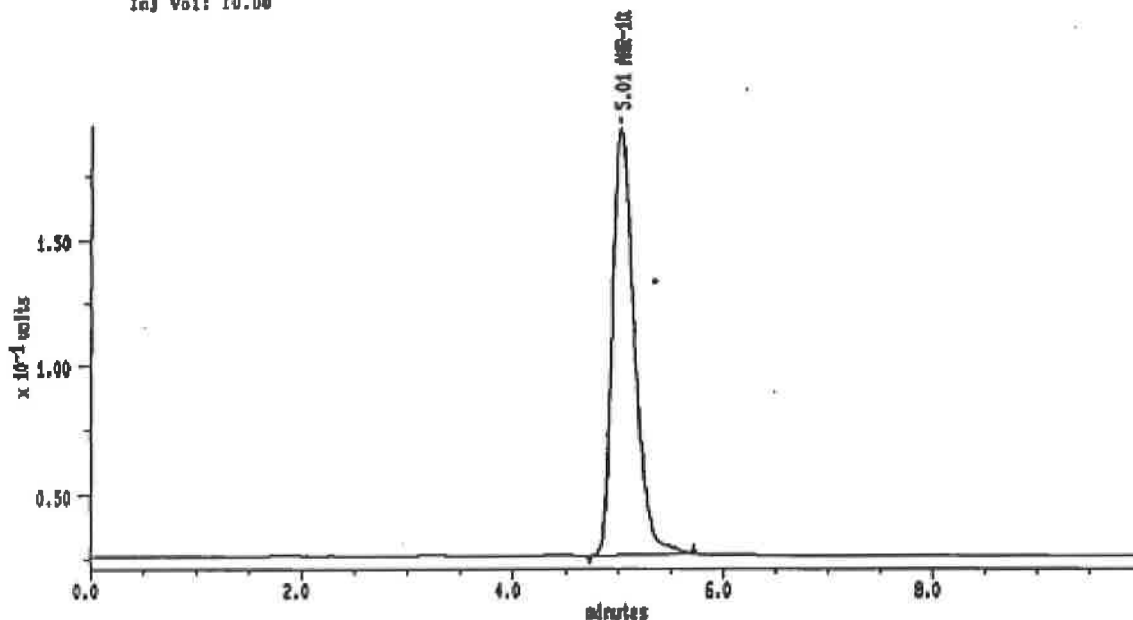
as in Method: **AHR-10282B**
 Acquired: 6-FEB-2001 22:10
 Rate: 2.0 points/sec
 Duration: 10.000 minutes
 Operator: S.S

Type: UNKNOWN
 Instrument: Instrument 1
 Filename: V2-01
 Index: 28
 Injection Volume: 10.0

DETECTOR: detector 1

PK#	Retention Time (minutes)	Type	Peak Area	Peak Height	Area Percent	Component Name
1	5.008	BB	2310931	161187	100.00	AHR-10282B
TOTAL			2310931	161187		

Sample: A10 70°C-2W Channel: detector 1 Filename: V2-02 Chart Speed: Full Size
 Acquired: 06-FEB-101 22:30 Method: B:VARIYIH16Y70-2W Operator: S.S
 Inj Vol: 10.00



MAXIMA (c)1980 Dynalco Solutions, Division of Millipore

MAXIMA 825 Custom Report

Printed: 6-FEB-2001 22:40:30

SAMPLE: A10 70°C-2W

#4 In Method: **AHR-10282B**

Acquired: 6-FEB-2001 22:30

Rate: 2.0 points/sec

Duration: 10.000 minutes

Operator: S.S

Type: UNKN

Instrument: Instrument 1

Filename: V2-02

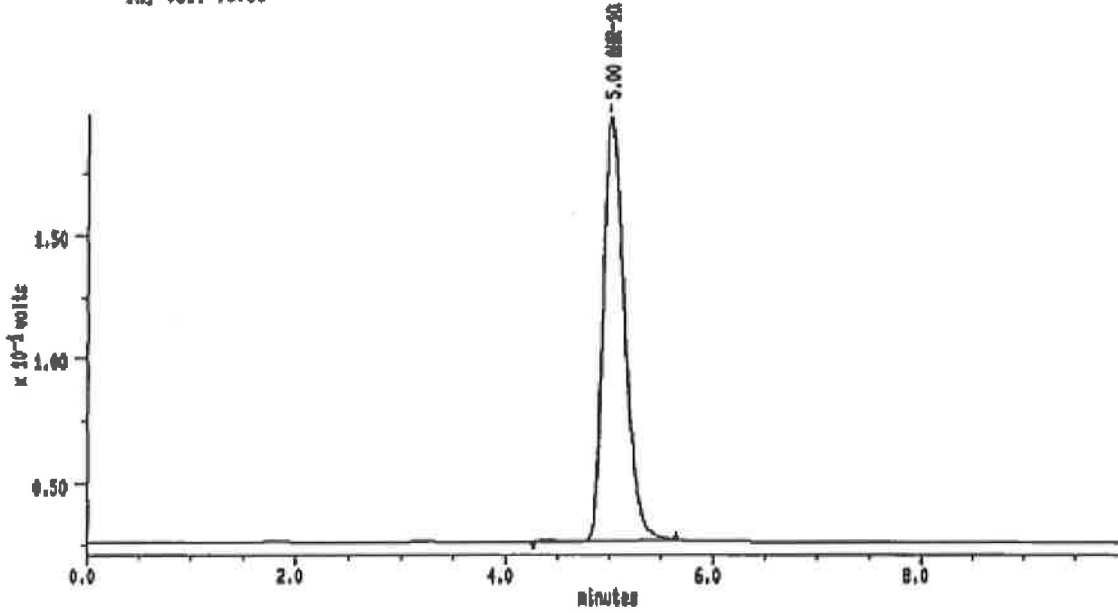
Index: 27

Injection Volume: 10.0

DETECTOR: detector 1

PK#	Retention Time (minutes)	Type	Peak Area	Peak Height	Area Percent	Component Name
1	5.008	B8	2423977	108555	100.00	AHR-10282B
TOTAL			2423977	108555		

Sample: A18 70°C-2W Channel: detector 1 Filename: V2-03 Chart Speed: Full Size
 Acquired: 05-FEB-01 22:41 Method: B:VAMRVIHNEV70-2W Operator: S.S
 Inj Vol: 10.00



MAXIMA (c) 1990 Dynamic Solutions, Division of Millipore

MAXIMA 825 Custom Report

Printed: 5-FEB-2001 22:51:55

SAMPLE: A18 70°C-2W

#5 In Method: AHR-10282B

Acquired: 5-FEB-2001 22:41

Rate: 2.0 points/sec

Duration: 10.000 minutes

Operator: S.S

Type: UNKNOWN

Instrument: Instrument 1

Filename: V2-03

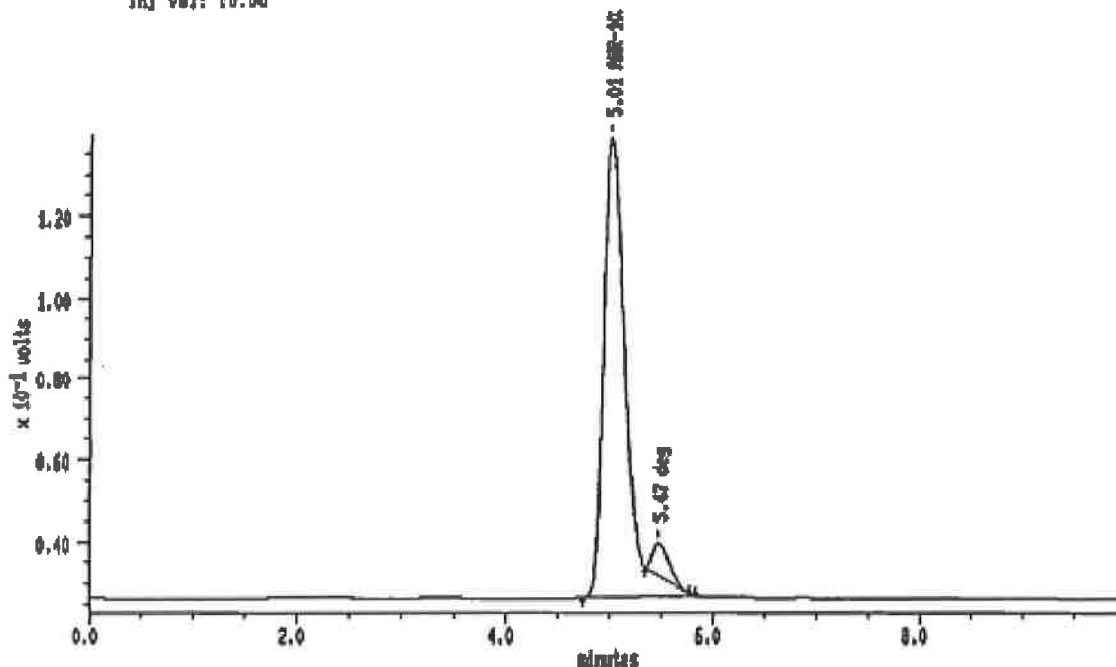
Index: 20

Injection Volume: 10.0

DETECTOR: detector 1

PK#	Retention Time (minutes)	Type	Peak Area	Peak Height	Area Percent	Component Name
1	5.000	SB	2484888	170447	100.00	AHR-10282B
TOTAL			2484888	170447		

Sample: A20 70°C-2W Channel: detector 1 Filename: V2-04 Chart Speed: Full Size
 Acquired: 06-FEB-10 22:52 Method: B:7AMRVIH10Y70-2W Operator: S.S
 Inj Vol: 10.00



MAXIMA (c) 1990 Dynamic Solutions, Division of Millipore

MAXIMA 825 Custom Report

Printed: 6-FEB-2001 23:09:12

SAMPLE: A20 70°C-2W

#8 In Method: AHR-10282B

Acquired: 6-FEB-2001 22:52

Rate: 2.0 points/sec

Duration: 10.000 minutes

Operator: S.S

Type: UNKN

Instrument: Instrument 1

Filename: V2-04

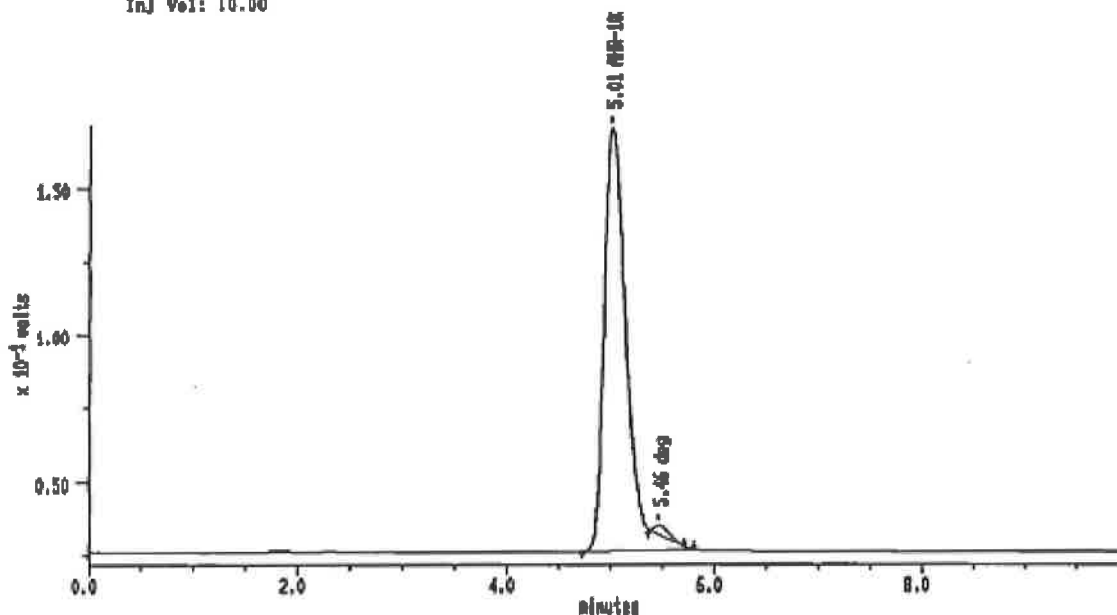
Index: 39

Injection Volume: 10.0

DETECTOR: detector 1

PK#	Retention Time (minutes)	Type	Peak Area	Peak Height	Area Percent	Component Name
1	5.008	MS	1069020	112070	96.04	AHR-10282B
2	5.487	SS	88144	7894	4.88	deg
TOTAL			1777172	119703		

Sample: A31 70°C-2W Channel: detector 1 Filename: V2-06 Chart Speed: Full Size
 Acquired: 05-FEB-2001 23:03 Method: B:VAHRV1H15Y70-2W Operator: S.S
 Inj Vol: 10.00



MAXIMA (c)1990 Dynamic Solutions, Division of Millipore

MAXIMA 825 Custom Report

Printed: 5-FEB-2001 23:14:28

SAMPLE: A31 70°C-2W

*? In Method: AHR-10282B

Acquired: 5-FEB-2001 23:03

Rate: 2.0 points/sec

Duration: 10.000 minutes

Operator: S.S

Type: UNKN

Instrument: Instrument 1

Filename: V2-06

Index: 30

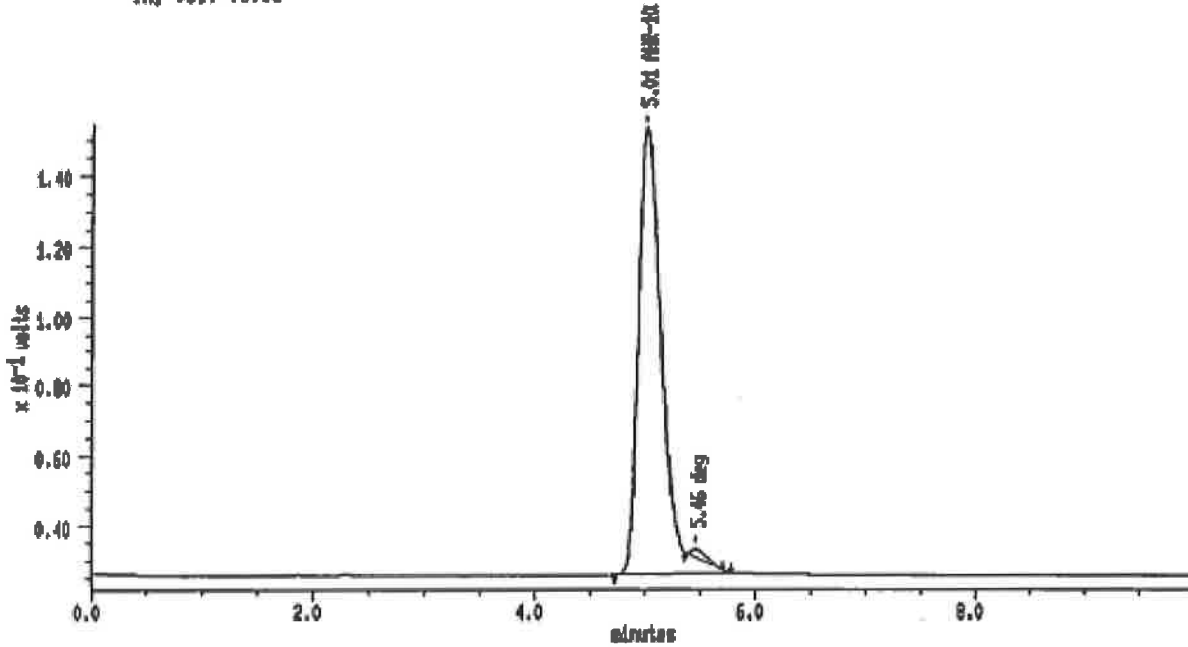
Injection Volume: 10.0

DETECTOR: detector 1

PK#	Retention Time (minutes)	Type	Peak Area	Peak Height	Area Percent	Component Name
1	5.000	BB	3161612	144143	98.87	AHR-10282B
2	5.450	SS	20093	2828	1.53	deg
TOTAL			3180694	146971		

7

Sample: A22 70°C-2W Channel: detector 1 Filename: V2-06 Chart Speed: Full Size
 Acquired: 06-FEB-01 23:16 Method: B:VAMRT\H\8770-2W Operator: S.S
 Inj Vol: 10.00



MAXIMA (c) 1990 Dynamic Solutions, Division of Millipore

MAXIMA 825 Custom Report

Printed: 6-FEB-2001 23:26:40

SAMPLE: A22 70°C-2W

#0 In Method: **AHR-10282B**

Acquired: 6-FEB-2001 23:16

Rate: 2.0 points/sec

Duration: 10.000 minutes

Operator: S.S

Type: UNKNOWN

Instrument: Instrument 1

Filename: V2-06

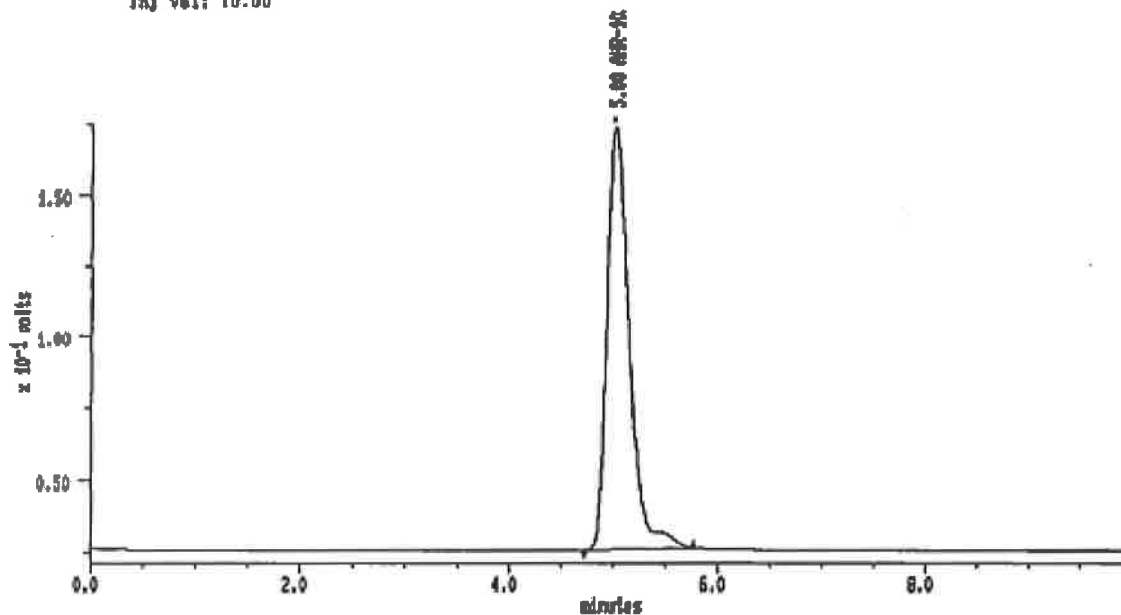
Index: 31

Injection Volume: 10.0

DETECTOR: detector 1

PK#	Retention Time (minutes)	Type	Peak Area	Peak Height	Area Percent	Component Name
1	5.008	BB	1890449	127377	98.71	AHR-10282B
2	5.458	SS	24030	2425	1.29	deg
TOTAL			1921287	129802		

Sample: A33 70°C-2W Channel: detector 1 Filename: V2-07 Chart Speed: Full Size
 Acquired: 06-FEB-10 23:20 Method: B:TAHRYIHI8V70-2W Operator: S.S
 Inj Vol: 10.00



MAXIMA (c)1990 Dynamic Solutions, Division of Millipore

MAXIMA 825 Custom Report

Printed: 6-FEB-2001 23:37:04

SAMPLE: A33 70°C-2W

#0 In Method: AHR-10282B

Acquired: 6-FEB-2001 23:28

Rate: 2.0 points/sec

Duration: 10.000 minutes

Operator: S.S

Type: UNKN

Instrument: Instrument 1

Filename: V2-07

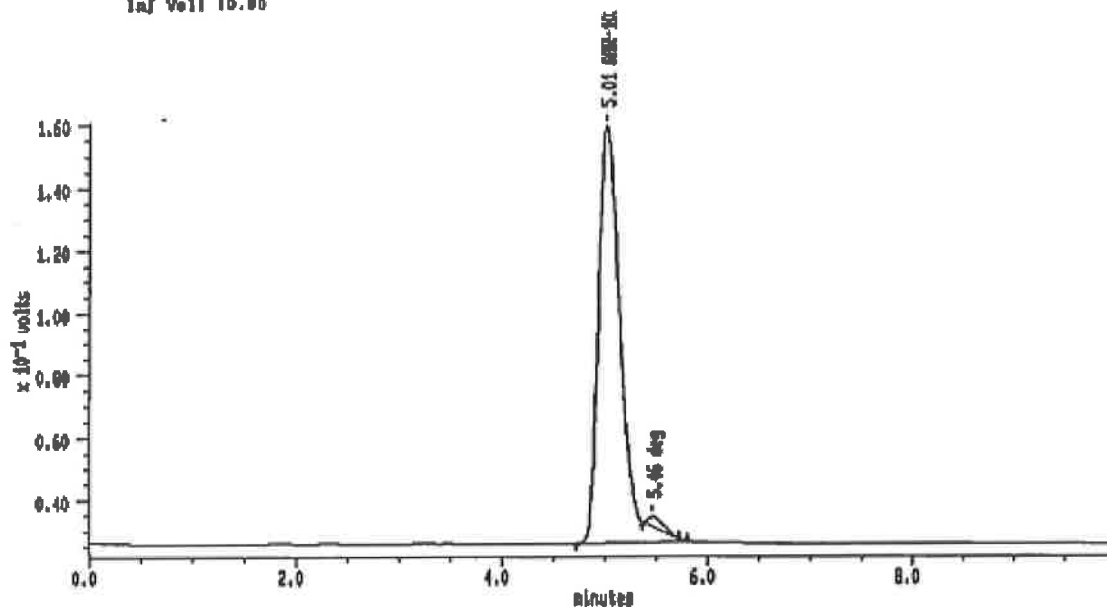
Index: 32

Injection Volume: 10.0

DETECTOR: detector 1

PK#	Retention Time (minutes)	Type	Peak Area	Peak Height	Area Percent	Component Name
1	5.000	BB	2107150	147854	100.00	ANR-10282B
TOTAL			2107150	147854		

Sample: A24 70°C-2W Channel: detector 1 Filename: V2-08 Chart Speed: Full Size
 Acquired: 05-FEB-1981 23:37 Method: B:VAHRVIRIISV7D-2W Operator: S.S
 Inj Vol: 10.00



MAXIMA is 1980 Dynamic Solutions, Division of Millipore

MAXIMA 825 Custom Report

Printed: 6-FEB-2001 23:48:28

SAMPLE: A24 70°C-2W

#10 in Method: **AHR-10282B**

Acquired: 6-FEB-2001 23:37

Rate: 2.0 points/sec

Duration: 10.000 minutes

Operator: S.S

Type: UWIN

Instrument: Instrument 1

Filename: V2-08

Index: 33

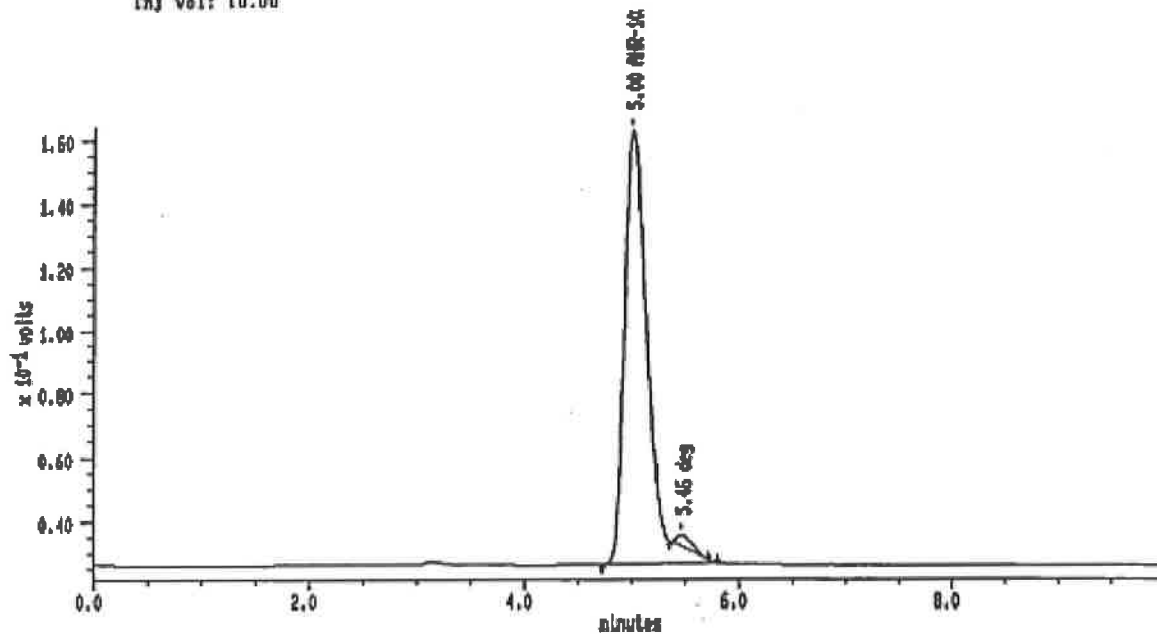
Injection Volume: 10.0

DETECTOR: detector 1

PK#	Retention Time (minutes)	Type	Peak Area	Peak Height	Area Percent	Component Name
1	5.008	BB	1992556	133600	99.40	AMR-10282B
2	5.458	SS	32475	3074	1.60	deg
TOTAL			2025031	136674		

10

Sample: A25 70°C-2W Channel: detector 1 File name: V2-09 Chart Speed: Full Size
 Acquired: 05-FEB-2001 23:48 Method: B:TAHRVJH15Y70-2W Operator: S.S
 Inj Vol: 10.00



MAXIMA (c) 1990 Dynamic Solutions, Division of Millipore

MAXIMA 825 Custom Report

Printed: 6-FEB-2001 23:59:46

SAMPLE: A25 70°C-2W

File In Method: **AHR-10282B**

Acquired: 6-FEB-2001 23:49

Rate: 3.0 points/sec

Duration: 10.000 minutes

Operator: S.S

Type: UNKN

Instrument: Instrument 1

File name: V2-09

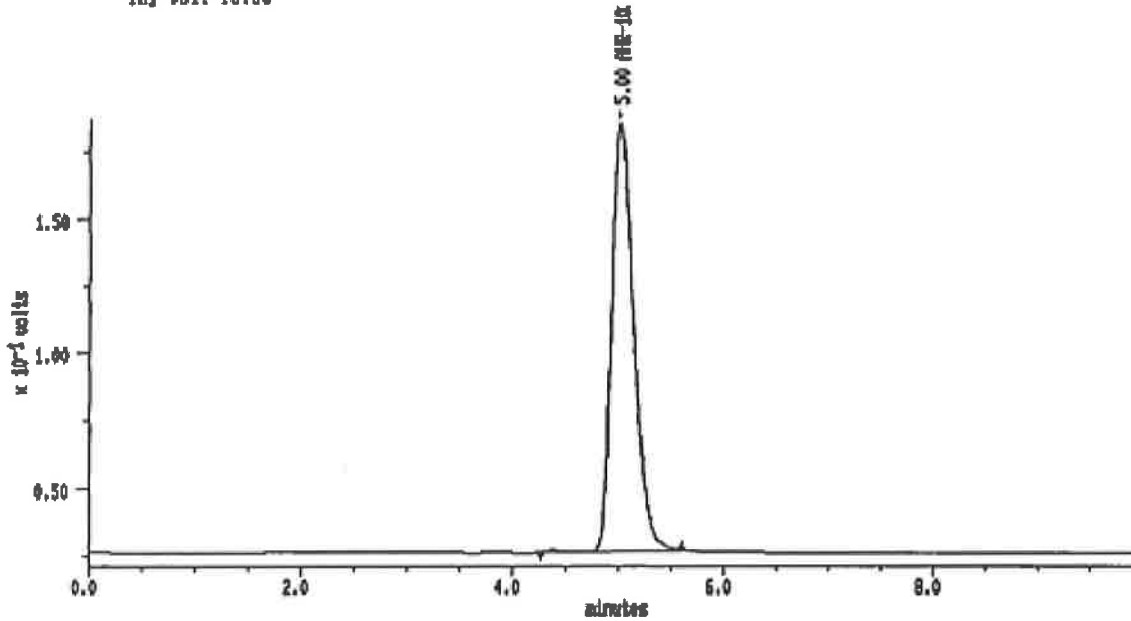
Index: 34

Injection Volume: 10.0

DETECTOR: detector 1

PK#	Retention Time (minutes)	Type	Peak Area	Peak Height	Area Percent	Component Name
1	5.000	OB	2044176	138437	98.15	AHR-10282B
2	5.450	SS	38435	3087	1.05	deg
TOTAL			2082600	140104		

Sample: A18 60°C-2W Channel: detector 1 Filenane: V2-10 Chart Speed: Full Size
 Acquired: 08-FEB-01 0:00 Method: D:YAHRYIHISY70-2W Operator: S.S
 Inj Vol: 10.00



MAXIMA (c) 1990 Dynamic Solutions, Division of Millipore

MAXIMA 825 Custom Report

Printed: 8-FEB-2001 0:11:02

SAMPLE: A18 60°C-2W

#12 In Method: AHR-10282B

Acquired: 8-FEB-2001 0:00

Rate: 2.0 points/sec

Duration: 10.000 minutes

Operator: S.S

Type: UNKN

Instrument: Instrument 1

Filenane: V2-10

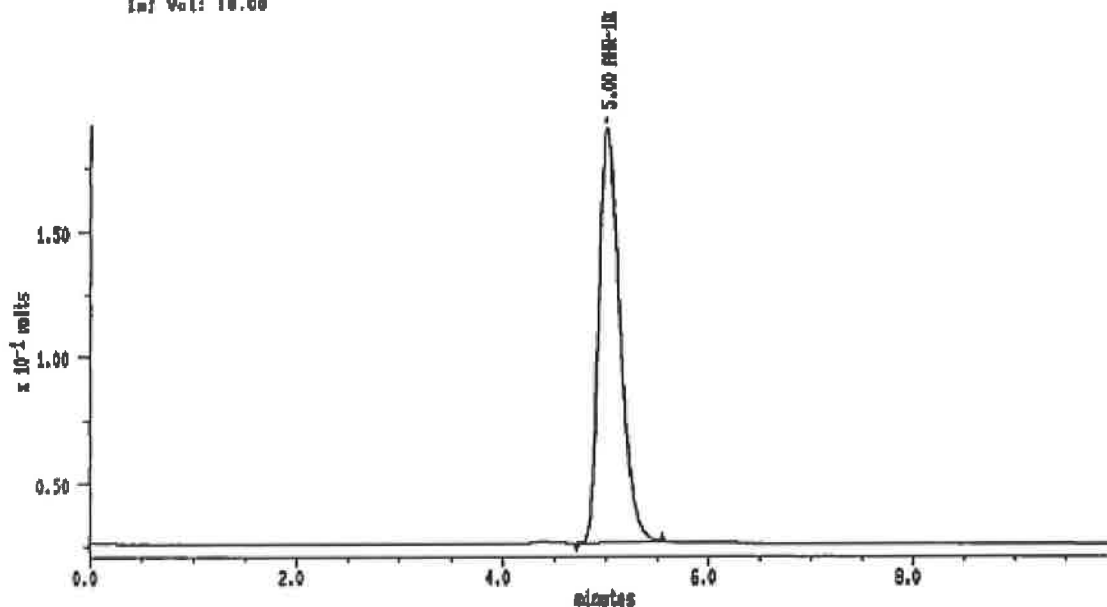
Index: 35

Injection Volume: 10.0

DETECTOR: detector 1

PK#	Retention Time (minutes)	Type	Peak Area	Peak Height	Area Percent	Component Name
1	5.000	RS	2301723	150000	100.00	AHR-10282B
TOTAL			2301723	150000		

Sample: A19 80°C-2W Channel: detector 1 Filename: V2-11 Chart Speed: Full Size
 Acquired: 00-FEB-101 0:11 Method: 8:VAHMV1H16V70-2W Operator: S.S
 Inj Vol: 10.00



MAXIMA (c)1990 Dynamic Solutions, Division of Millipore

MAXIMA 825 Custom Report

Printed: 0-FEB-2001 0:23:18

SAMPLE: A19 80°C-2W

#13 In Method: AHR-10282B

Acquired: 0-FEB-2001 0:11

Rate: 2.0 points/sec

Duration: 10.000 minutes

Operator: S.S

Type: UNKN

Instrument: Instrument 1

Filename: V2-11

Index: 30

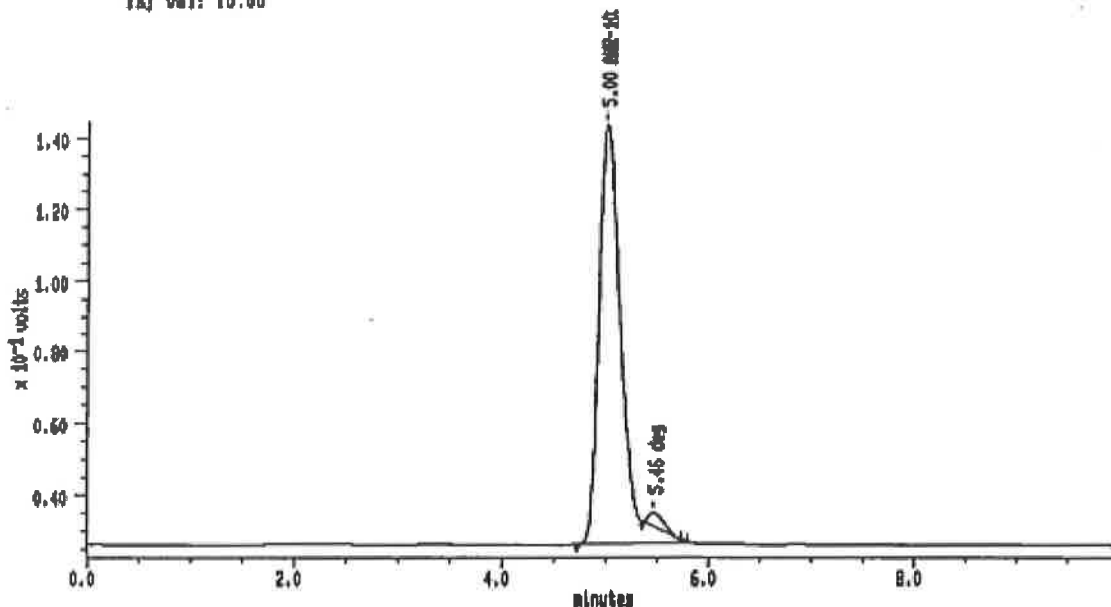
Injection Volume: 10.0

DETECTOR: detector 1

PK#	Retention Time (minutes)	Type	Peak Area	Peak Height	Area Percent	Component Name
1	5.000	OB	2380107	183978	100.00	AHR-103030
TOTAL			2380107	183978		

13

Sample: A20 80°C-2W Channel: detector 1 Filename: V2-12 Chart Speed: Full Size
 Acquired: 08-FEB-1991 0:23 Method: B:VAHRVH16V7D-2W Operator: S.S
 Inj Vol: 10.00



MAXIMA 1611990 Dynamic Solutions, Division of Millipore

MAXIMA 825 Custom Report

Printed: 8-FEB-2001 0:33:38

SAMPLE: A20 80°C-2W

#14 in Method: AHR-10282B

Acquired: 8-FEB-2001 0:23

Rate: 2.0 points/sec

Duration: 10.000 minutes

Operator: S.S

Type: UNID

Instrument: Instrument 1

Filename: V2-12

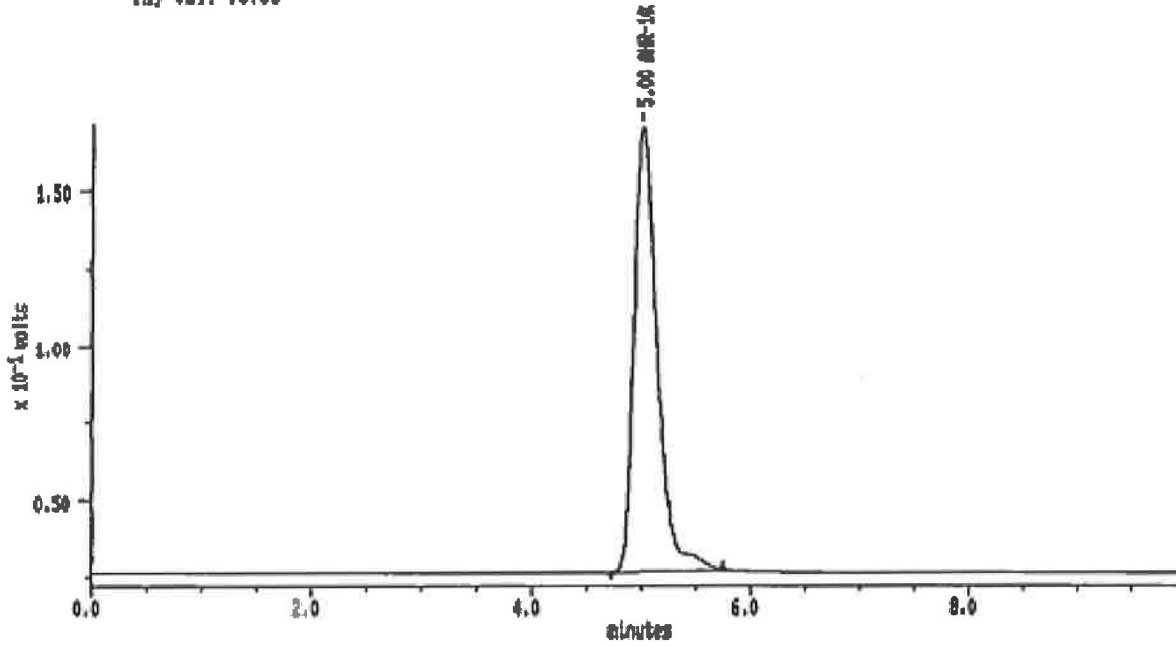
Index: 37

Injection Volume: 10.0

DETECTOR: detector 1

PK#	Retention Time (minutes)	Type	Peak Area	Peak Height	Area Percent	Component Name
1	5.000	BB	1761139	117240	87.88	AHR-10282B
2	5.458	SS	41976	3932	2.34	deg
TOTAL			1793115	121172		

Sample: A21 80°C-2W Channel: detector 1 Filename: V2-13 Chart Speed: Full Size
 Acquired: 00-FEB-101 0:34 Method: B:TAHRVIRI16V70-2W Operator: S.S
 Inj Vol: 10.00



MAXIMA (c) 1990 Dynamic Solutions, Division of Millipore

MAXIMA 825 Custom Report

Printed: 0-FEB-2001 0:48:01

SAMPLE: A21 80°C-2W

#16 In Method: **AHR-10282B**

Acquired: 0-FEB-2001 0:34

Rate: 2.0 points/sec

Duration: 10.000 minutes

Operator: S.S

Type: UNKN

Instrument: Instrument 1

Filename: V2-13

Index: 38

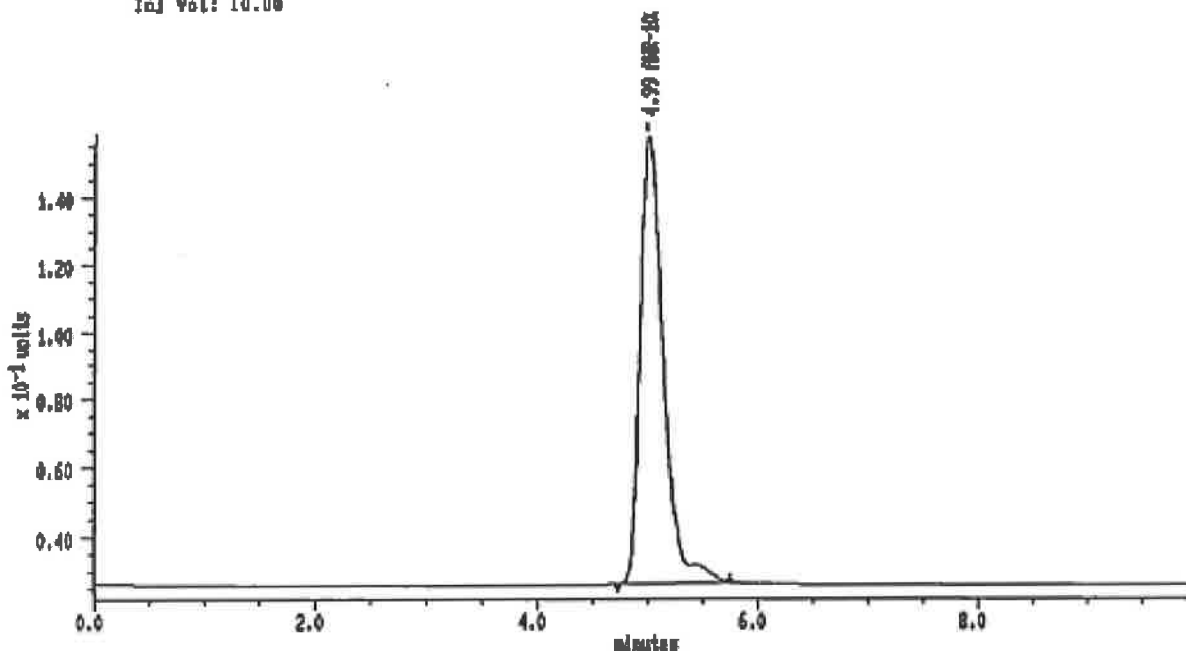
Injection Volume: 10.0

DETECTOR: detector 1

PK#	Retention Time (minutes)	Type	Peak Area	Peak Height	Area Percent	Component Name
1	5.000	BB	2140159	143779	100.00	AHR-10282B
TOTAL			2140159	143779		

15

Sample: A22 80°C-2W Channel: detector 1 Filename: V2-14 Chart Speed: Full Size
 Acquired: 06-FEB-10 0:45 Method: D:VAHRV1H16V70-2W Operator: S.B
 Inj Vol: 10.00



MAXIMA (c) 1990 Dynamic Solutions, Division of Millipore

MAXIMA 825 Custom Report

Printed: 6-FEB-2001 0:56:17

SAMPLE: A22 80°C-2W

#18 In Method: **AHR-10282B**

Acquired: 6-FEB-2001 0:45

Rate: 3.0 points/sec

Duration: 10.000 minutes

Operator: S.B

Type: UNKN

Instrument: Instrument 1

Filename: V2-14

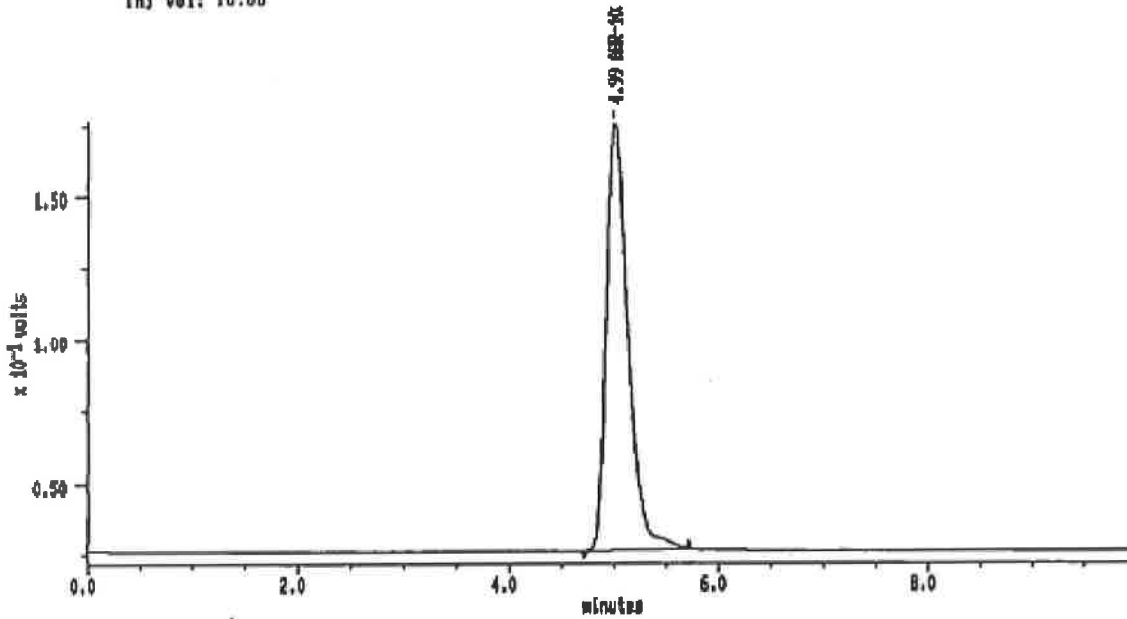
Index: 38

Injection Volume: 10.0

DETECTOR: detector 1

PK#	Retention Time (minutes)	Type	Peak Area	Peak Height	Area Percent	Component Name
1	4.992	BB	1961238	131213	100.00	AHR-10282B
TOTAL			1961238	131213		

Sample: A23 80°C-2W Channel: detector 1 Filename: V2-15 Chart Speed: Full Size
 Acquired: 08-FEB-2001 0:57 Method: 8:YHRVINI8V70-2W Operator: S.S
 Inj Vol: 10.00



MAXIMA (c) 1990 Dynamic Solutions, Division of Millipore

MAXIMA 825 Custom Report

Printed: 8-FEB-2001 1:07:33

SAMPLE: A23 80°C-2W

#17 in Method: AHR-10282B

Acquired: 8-FEB-2001 0:57

Rate: 2.0 points/sec

Duration: 10.000 minutes

Operator: S.S

Type: UNKNOWN

Instrument: Instrument 1

Filename: V2-15

Index: 40

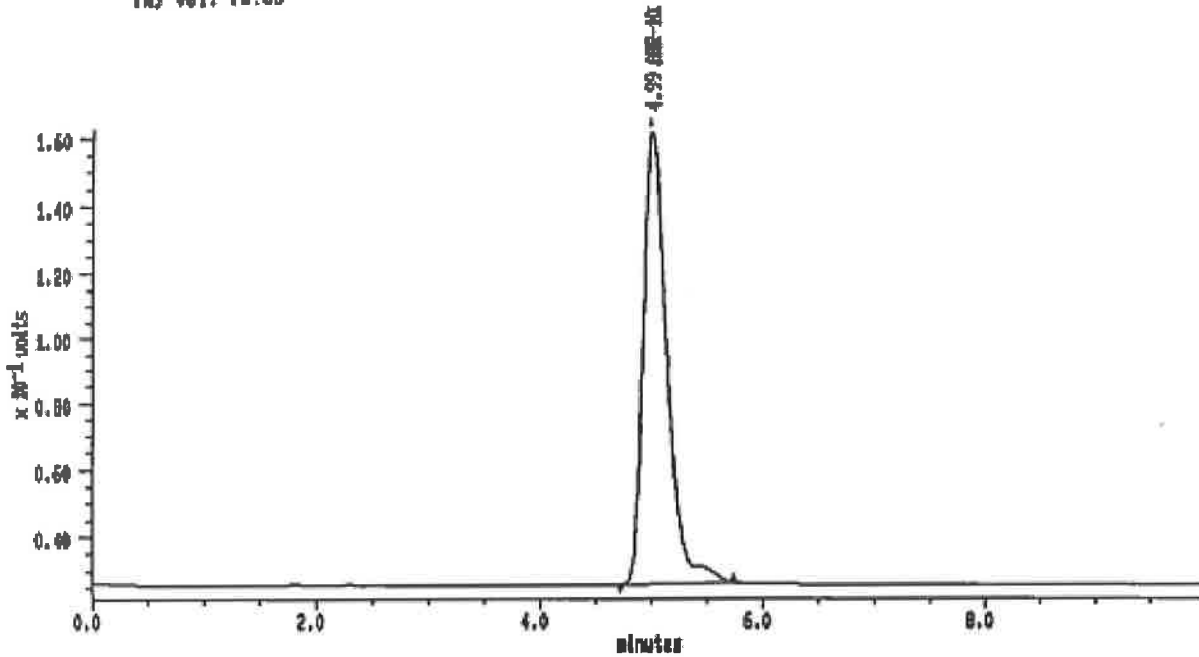
Injection Volume: 10.0

DETECTOR: detector 1

PK#	Retention Time (minutes)	Type	Peak Area	Peak Height	Area Percent	Component Name
1	4.992	BD	2180030	149145	100.00	AHR-10282B
TOTAL			2180030	149145		

17

Sample: A24 80°C-2W Channel: detector 1 Filename: V2-18 Chart Speed: Full Size
 Acquired: 08-FEB-2001 1:00 Method: B:VAHRV1H18V79-2W Operator: S.S
 Inj Vol: 10.00



MAXIMA (c)1999 Dynamic Solutions, Division of Millipore

MAXIMA 825 Custom Report

Printed: 8-FEB-2001 1:18:50

SAMPLE: A24 80°C-2W

#18 In Method: **AHR-10282B**

Acquired: 8-FEB-2001 1:00

Rate: 2.0 points/sec

Duration: 10.000 minutes

Operator: S.S

Type: UNKN

Instrument: Instrument 1

Filename: V2-18

Index: 41

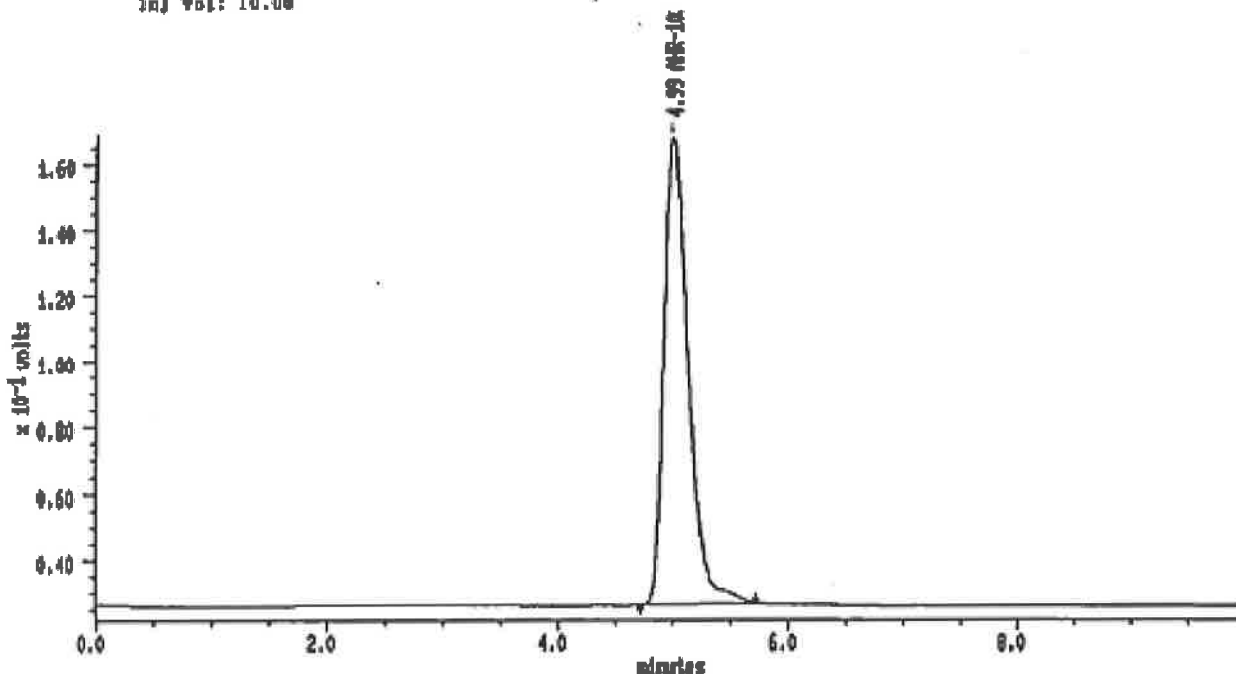
Injection Volume: 10.0

DETECTOR: detector 1

PK#	Retention Time (minutes)	Type	Peak Area	Peak Height	Area Percent	Component Name
1	4.992	BB	2007300	136762	100.00	AHR-10282B
TOTAL			2007300	136762		

18

Sample: A25 80°C-2W Channel: detector 1 Filename: V2-17 Chart Speed: Full Size
 Acquired: 00-FEB-101 1:18 Method: B:VAHRYIHN16V70-2W Operator: S.S
 Inj Vol: 10.00



MAXIMA (c) 1990 Dynamic Solutions, Division of Millipore

MAXIMA 825 Custom Report

Printed: 8-FEB-2001 1:30:07

SAMPLE: A25 80°C-2W

#10 In Method: AHR-10282B

Acquired: 8-FEB-2001 1:18

Rate: 2.0 points/sec

Duration: 10.000 minutes

Operator: S.S

Type: LMKH

Instrument: Instrument 1

Filename: V2-17

Index: 42

Injection Volume: 10.0

DETECTOR: detector 1

PK#	Retention Time (minutes)	Type	Peak Area	Peak Height	Area Percent	Component Name
1	4.992	BB	2082273	141848	100.00	AHR-10282B
TOTAL			2082273	141848		

Sample: A18 60°C-2W

Channel: detector 1

Filename: V2-10

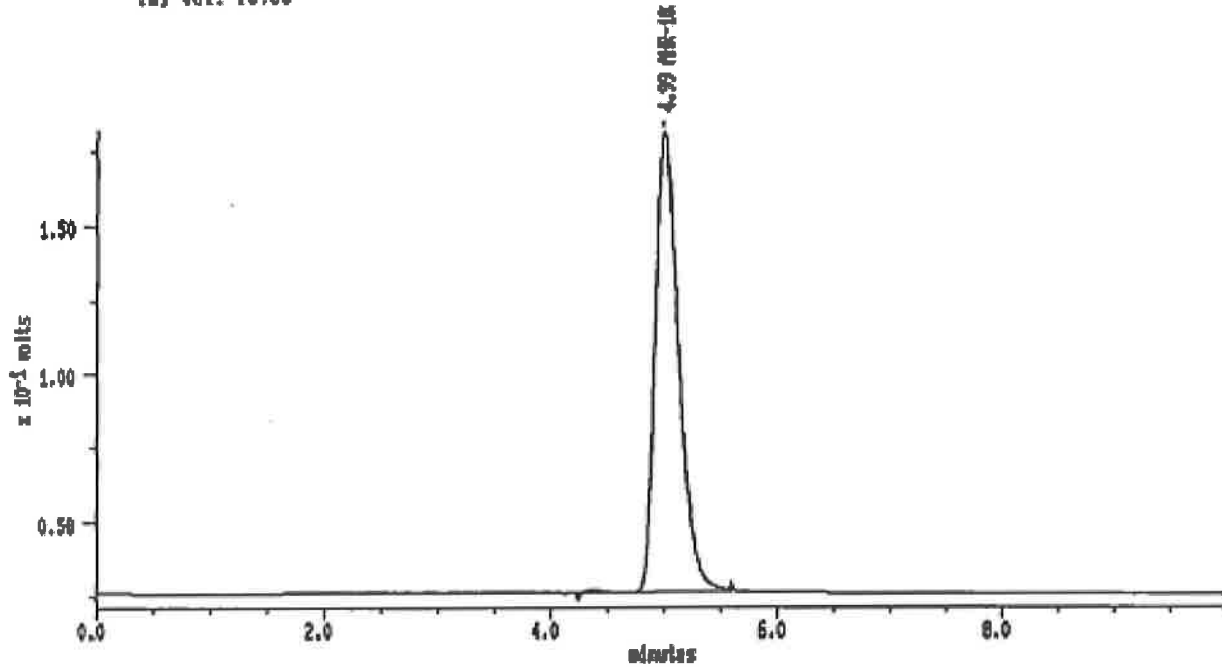
Chart Speed: Full Size

Acquired: 00-FEB-10 1:30

Method: 9:VAHRN1H16V70-20

Operator: S.S

Inj Vol: 10.00



MAXIMA (c) 1990 Dynamic Solutions, Division of Millipore

MAXIMA 825 Custom Report

Printed: 0-FEB-2001 1:41:32

SAMPLE: A18 60°C-2W

228 In Method: AHR-10282B

Acquired: 0-FEB-2001 1:30

Rate: 2.0 points/sec

Duration: 10.000 minutes

Operator: S.S

Type: UNKN

Instrument: Instrument 1

Filename: V2-10

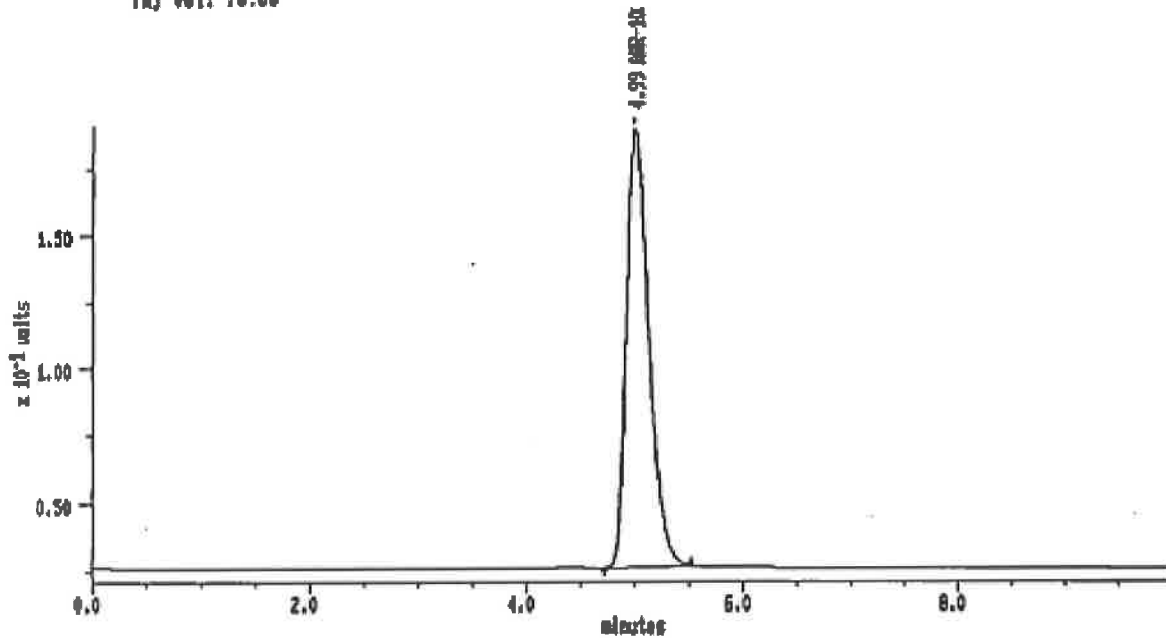
Index: 43

Injection Volume: 10.0

DETECTOR: detector 1

PK#	Retention Time (minutes)	Type	Peak Area	Peak Height	Area Percent	Component Name
1	4.992	BB	2237481	164238	100.00	AHR-10282B
TOTAL			2237481	164238		

Sample: A19 50°C-2W Channel: detector 1 Filename: V2-19 Chart Speed: Full Size
 Acquired: 08-FEB-1981 1:42 Method: B:VASHVVIH16V70-2V Operator: S.S
 Inj Vol: 10.00



MAXIMA (c) 1980 Dynamic Solutions, Division of Millipore

MAXIMA 825 Custom Report

Printed: 8-FEB-2001 1:53:49

SAMPLE: A19 50°C-2W

#1 in Method: **AHR-10282B**

Acquired: 8-FEB-2001 1:42

Rate: 2.0 points/sec

Duration: 10.000 minutes

Operator: S.S

Type: UNKNOWN

Instrument: Instrument 1

Filename: V2-19

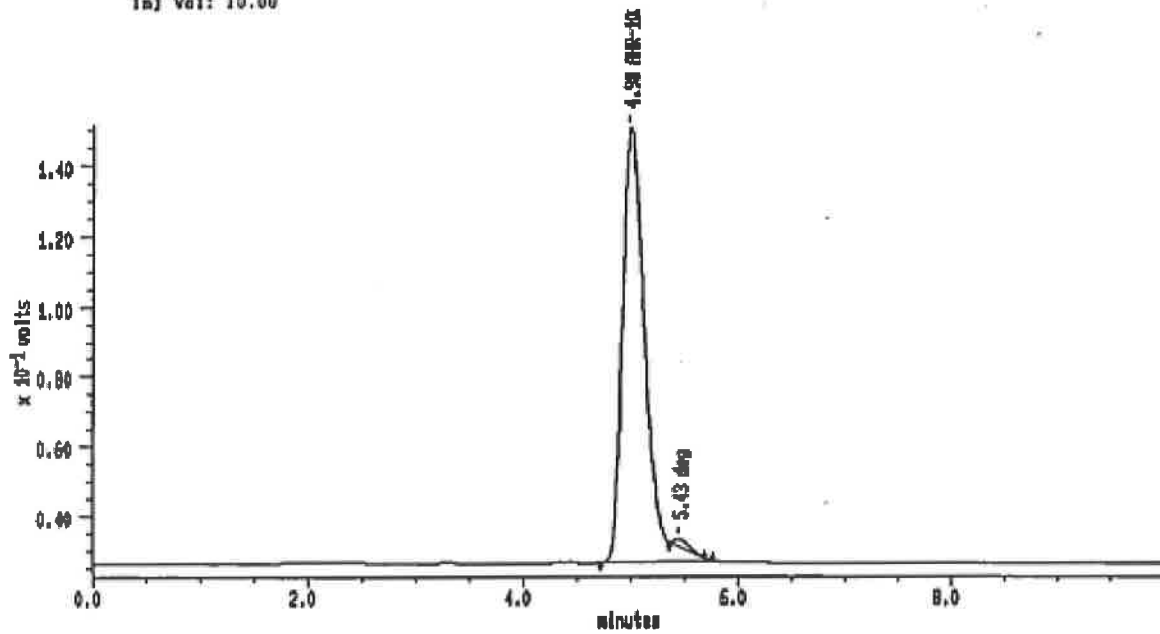
Index: 44

Injection Volume: 10.0

DETECTOR: detector 1

PK#	Retention Time (minutes)	Type	Peak Area	Peak Height	Area Percent	Component Name
1	4.821	BB	2346444	103062	100.00	AHR-10282B
TOTAL			2346444	103062		

Sample: A20 50°C-2W Channel: detector 1 Filename: V2-20 Chart Speed: Full Size
 Acquired: 06-FEB-01 1:53 Method: D:VAIRVILLEY70-2W Operator: S.S
 Inj Vol: 10.00



MAXIMA (c)1980 Dynamic Solutions, Division of Millipore

MAXIMA 825 Custom Report

Printed: 6-FEB-2001 2:04:00

SAMPLE: A20 50°C-2W

#23 In Method: **AHR-10282B**

Acquired: 6-FEB-2001 1:53

Rate: 2.0 points/sec

Duration: 10.000 minutes

Operator: S.S

Type: UNKNOWN

Instrument: Instrument 1

Filename: V2-20

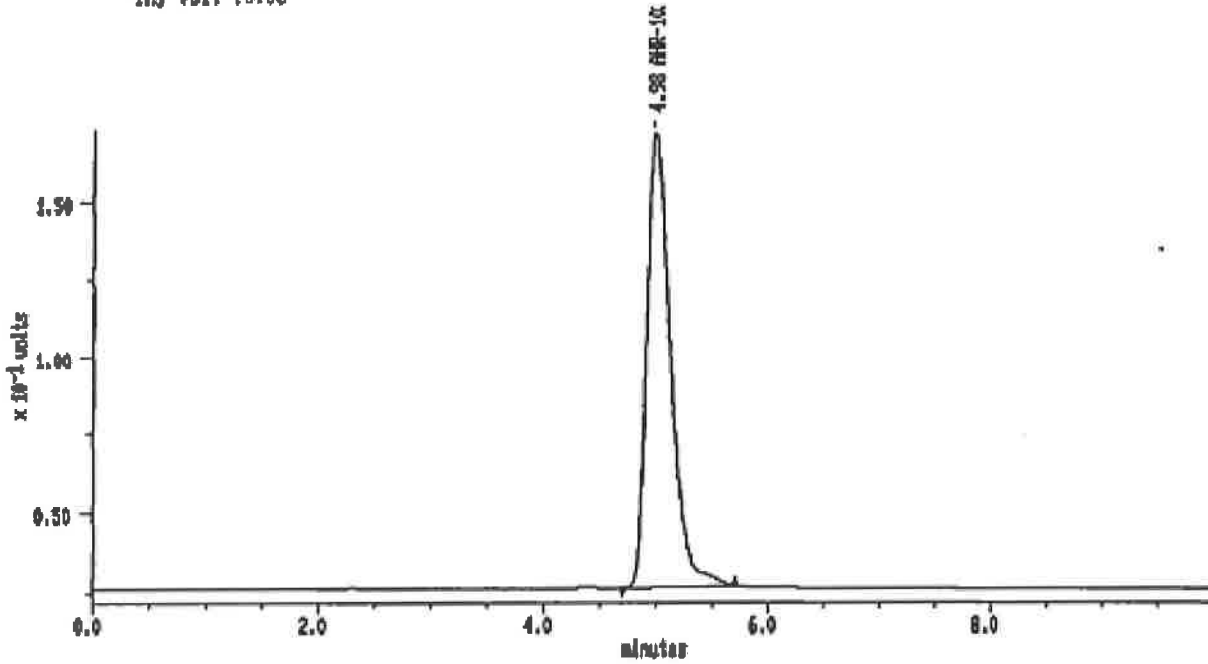
Index: 45

Injection Volume: 10.0

DETECTOR: detector 1

PK#	Retention Time (minutes)	Type	Peak Area	Peak Height	Area Percent	Component Name
1	4.983	BB	1498680	124193	98.82	AHR-10282B
2	5.433	SS	21934	2107	1.18	dog
TOTAL			1498630	126210		

Sample: A21 60°C-2W Channel: detector 1 Filename: V2-21 Chart Speed: Full Size
 Acquired: 00-FEB-01 2:04 Method: B:VARRY:H10T70-2W Operator: S.S
 Inj Vol: 10.00



MAXIMA (c) 1990 Dynamic Solutions, Division of Millipore

MAXIMA 825 Custom Report

Printed: 0-FEB-2001 2:15:33

SAMPLE: A21 60°C-2W

#23 In Method: **AHR-10282B**

Acquired: 0-FEB-2001 2:04

Rate: 2.0 points/sec

Duration: 10.000 minutes

Operator: S.S

Type: UNKNOWN

Instrument: Instrument 1

Filename: V2-21

Index: 48

Injection Volume: 10.0

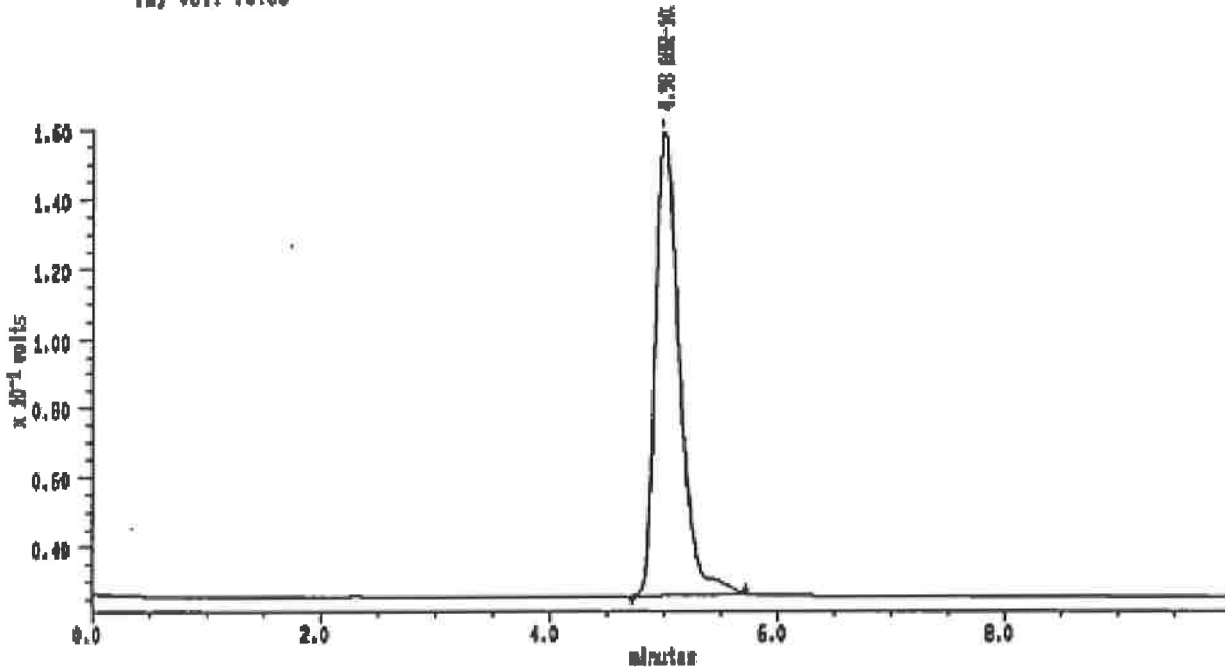
DETECTOR: detector 1

PK#	Retention Time (minutes)	Type	Peak Area	Peak Height	Area Percent	Component Name
1	4.983	SD	2140890	146231	100.00	AHR-10282B
TOTAL			2140890	146231		

Sample: A22 50°C-2W
 Acquired: 08-FEB-01 2:18
 Inj Vol: 10.00

Channel: detector 1
 Method: B:VAHRV1M1EV70-20

Filename: V3-33
 Chart Speed: Full Size
 Operator: S.S



MAXIMA (c) 1990 Dynamic Solutions, Division of Millipore

MAXIMA 825 Custom Report

Printed: 8-FEB-2001 2:28:48

SAMPLE: A22 50°C-2W

#24 In Method: AHR-10282B

Acquired: 8-FEB-2001 2:18

Rate: 2.0 points/sec

Duration: 10.000 minutes

Operator: S.S

Type: UNKN

Instrument: Instrument 1

Filename: V3-33

Index: 47

Injection Volume: 10.0

DETECTOR: detector 1

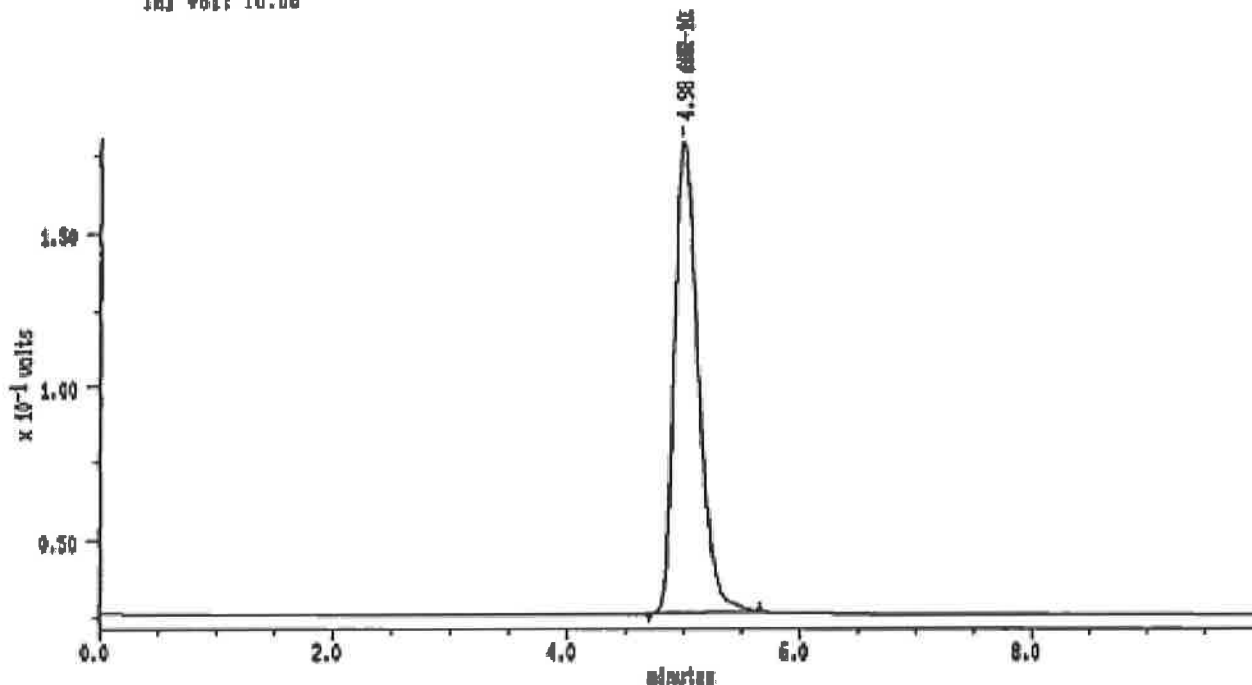
PK#	Retention Time (minutes)	Type	Peak Area	Peak Height	Area Percent	Component Name
1	4.983	BB	1903093	133125	100.00	AHR-10282B
TOTAL			1903093	133125		

24

Sample: A23 50°C-2W
 Acquired: 00-FEB-10 2:37
 Inj Vol: 10.00

Channel: detector 1
 Method: B:VAHRY1H16W70-2W

Filename: V3-33
 Chart Speed: Full Size
 Operator: S.S



MAXIMA (c)1990 Dynamic Solutions, Division of Millipore

MAXIMA 825 Custom Report

Printed: 0-FEB-2001 2:38:19

SAMPLE: A23 50°C-2W

#25 In Method: AHR-10282B

Acquired: 0-FEB-2001 2:27

Rate: 2.0 points/sec

Duration: 10.000 minutes

Operator: S.S

Type: UMWK

Instrument: Instrument 1

Filename: V3-33

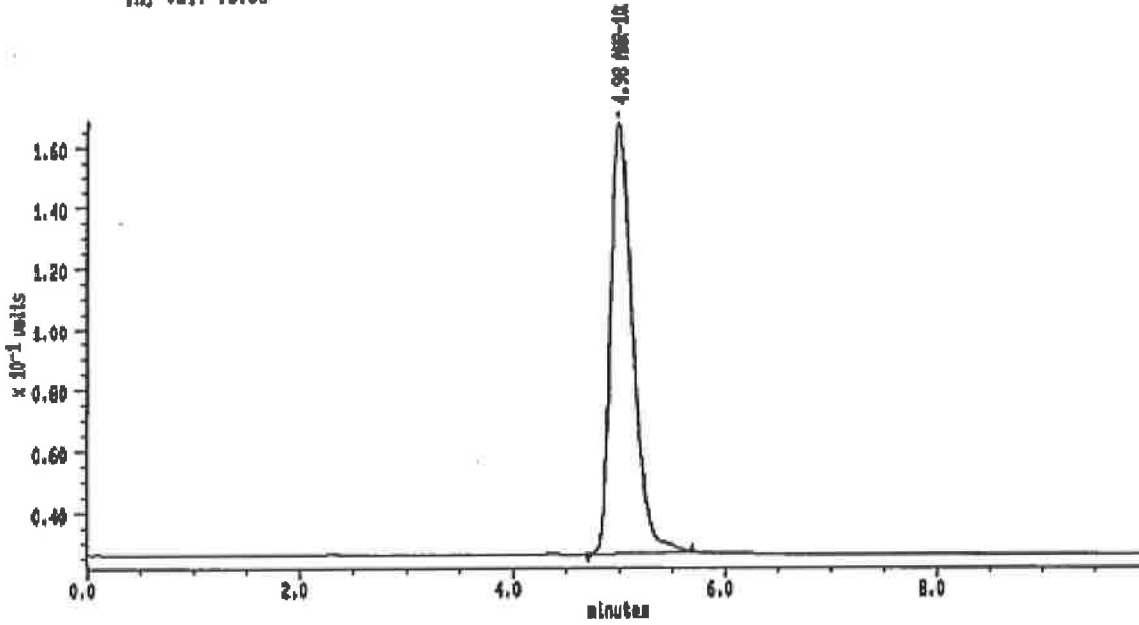
Index: 40

Injection Volume: 10.0

DETECTOR: detector 1

PK#	Retention Time (minutes)	Type	Peak Area	Peak Height	Area Percent	Component Name
1	4.983	BB	2218200	152791	100.00	AHR-10282B
TOTAL			2218200	152791		

Sample: A24 60°C-2W Channel: detector 1 Filename: V2-24 Chart Speed: Full Size
 Acquired: 06-FEB-01 2:39 Method: B:TAHRV1H15V70-2W Operator: 5.5
 Inj Vol: 10.00



MAXIMA (c) 1990 Dynamic Solutions, Division of Millipore

MAXIMA 825 Custom Report

Printed: 8-FEB-2001 2:49:31

SAMPLE: A24 60°C-2W

#28 in Method: AHR-10282B

Acquired: 8-FEB-2001 2:39

Rate: 2.0 points/sec

Duration: 10.000 minutes

Operator: 5.5

Type: URM

Instrument: Instrument 1

Filename: V2-24

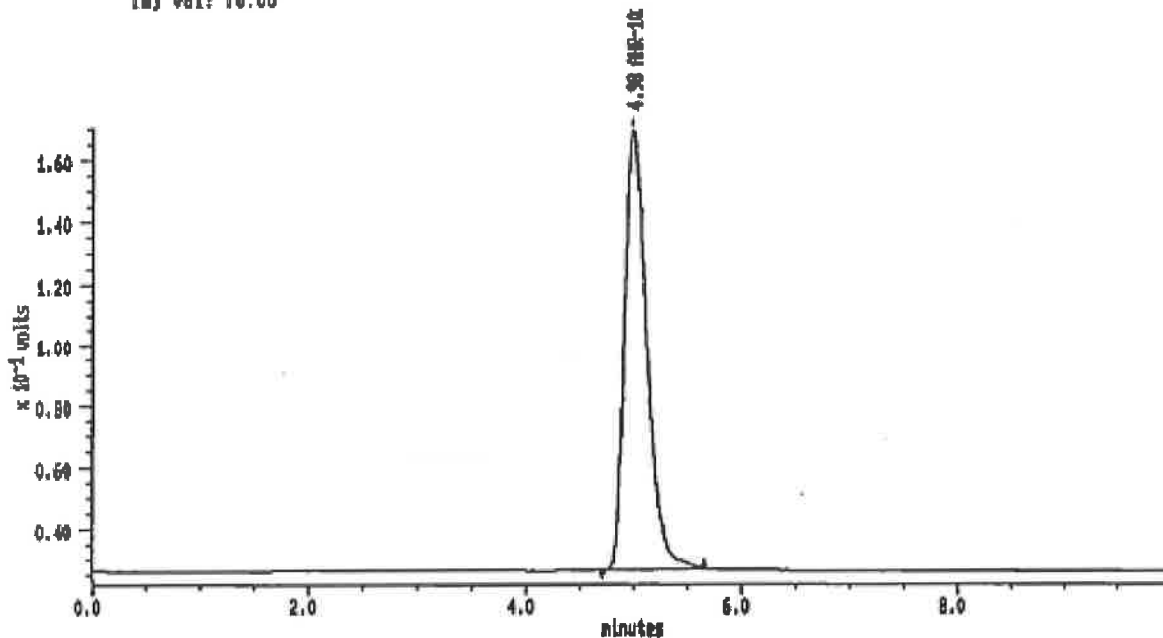
Index: 1

Injection Volume: 10.0

DETECTOR: detector 1

PK#	Retention Time (minutes)	Type	Peak Area	Peak Height	Area Percent	Component Name
1	4.983	DB	2081841	141160	100.00	AHR-10282B
TOTAL			2081841	141160		

Sample: A25 50°C-2W Channel: detector 1 Filename: V2-26 Chart Speed: Full Size
 Acquired: 08-FEB-01 2:50 Method: 8:VAMRVIH16V70-2W Operator: S.S
 Inj Vol: 10.00



MAXIMA (c) 1990 Dynamic Solutions, Division of Millipore

MAXIMA 825 Custom Report

Printed: 8-FEB-2001 3:00:48

SAMPLE: A25 50°C-2W

#27 In Method: AHR-10282B

Acquired: 8-FEB-2001 2:50

Rate: 2.0 points/sec

Duration: 10.000 minutes

Operator: S.S

Type: UNKN

Instrument: Instrument 1

Filename: V2-26

Index: 2

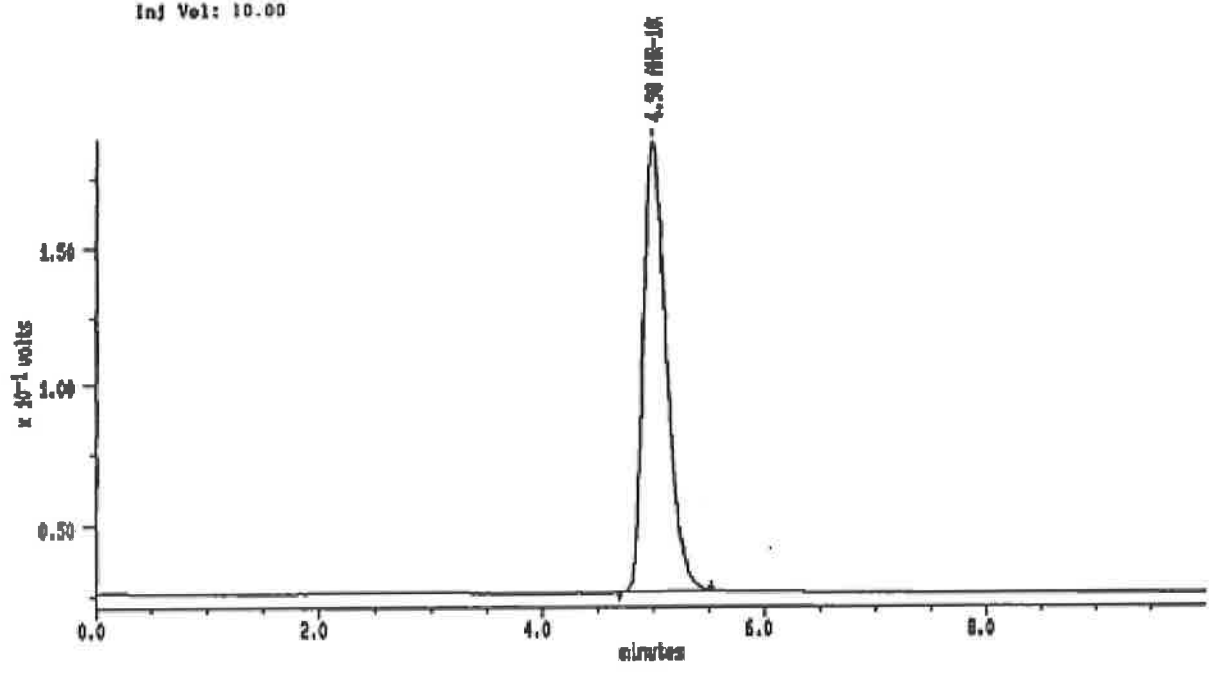
Injection Volume: 10.0

DETECTOR: detector 1

PK#	Retention Time (minutes)	Type	Peak Area	Peak Height	Area Percent	Component Name
1	4.983	RD	2080684	142728	100.00	AHR-10282B
TOTAL			2080684	142728		

27

Sample: STD Channel: detector 1 Filename: V2-20 Chart Speed: Full Size
 Acquired: 00-FEB-101 3:01 Method: D:YAHRYIKHSY70-3W Operator: S.S
 Inj Vol: 10.00



MAXIMA (c) 1990 Dynamic Solutions, Division of Millipore

MAXIMA 825 Custom Report

Printed: 0-FEB-2001 3:12:18

SAMPLE: STD

#20 In Method: AHR-10282B
 Acquired: 0-FEB-2001 3:01
 Rate: 2.0 points/sec
 Duration: 10.000 minutes
 Operator: S.S

Type: UNKN
 Instrument: Instrument 1
 Filename: V2-20
 Index: 3
 Injection Volume: 10.0

DETECTOR: detector 1

PK#	Retention Time (minutes)	Type	Peak Area	Peak Height	Area Percent	Component Name
1	4.976	DD	2320504	181116	100.00	AHR-10282B
TOTAL			2320504	181116		

Bronuck Ophthalmic Solution Stability Test
 Lot No. 01H151

Test code: P2000B177
 Tester: Shirou Sawa
 Test date: 22 January 2001

ID	Chromato No	Peak Area	Conc. (mg/mL)	Remaining (%)	Water Collec(%)	Initial	present		
STD	1	IN-01	2217554						
STD	2	IN-26	2251148						
STD	mean		2234351	1.0005					
A-18	Initial	IN-02	2289485	1.0252	100				
A-19	Initial	IN-03	2350952	1.0527	100				
A-20	Initial	IN-04	2358326	1.0560	100				
A-21	Initial	IN-05	2388197	1.0694	100				
A-22	Initial	IN-06	2292061	1.0263	100				
A-23	Initial	IN-07	2358324	1.0560	100				
A-24	Initial	IN-08	2303165	1.0313	100				
A-25	Initial	IN-09	2216054	0.9923	100				
A-18	70°C-1W	IN-10	2242130	1.0040	97.93	94.32	3.69	8.6101	8.4269
A-19	70°C-1W	IN-11	2290529	1.0257	97.44	93.79	3.75	8.5729	8.3884
A-20	70°C-1W	IN-12	1951517	0.8739	82.76	79.57	3.86	8.5196	8.3317
A-21	70°C-1W	IN-13	2203525	0.9867	92.27	88.75	3.82	8.5739	8.3860
A-22	70°C-1W	IN-14	2082220	0.9324	90.85	87.33	3.87	8.5469	8.3574
A-23	70°C-1W	IN-15	2197753	0.9841	93.19	89.75	3.69	8.5791	8.3975
A-24	70°C-1W	IN-16	2095221	0.9382	90.97	87.58	3.73	8.5713	8.3879
A-25	70°C-1W	IN-17	2131377	0.9544	96.18	82.44	3.89	8.5647	8.3735
A-18	60°C-1W	IN-18	2234601	1.0006	97.60	95.88	1.76	8.5329	8.4468
A-19	60°C-1W	IN-19	2288796	1.0249	97.36	95.86	1.54	8.5779	8.5021
A-20	60°C-1W	IN-20	1948910	0.8727	82.64	81.28	1.65	8.5953	8.5137
A-21	60°C-1W	IN-21	2161205	0.9677	90.49	89.07	1.57	8.5548	8.4779
A-22	60°C-1W	IN-22	2091491	0.9365	91.25	89.73	1.67	8.5393	8.4579
A-23	60°C-1W	IN-23	2243646	1.0047	95.14	93.29	1.94	8.5613	8.4661
A-24	60°C-1W	IN-24	2079710	0.9313	90.30	88.84	1.62	8.5863	8.5064
A-25	60°C-1W	IN-25	2086854	0.9345	94.18	92.66	1.61	8.5624	8.4835

*Re-edited in order to document the data necessary for calculation.
 Shirou Sawa, 6 May 2005*

1/30

Preparation Record B (drug solution) Form 7 (15 November 2000)

Test substance	AHR10282B	Test code	P2000B177	Lot No.	0001H151	Preparation date	15 January 2001	Tester	Shirou Sawa	
Test item										
Amount manufactured	5mL colorless ampoules × 19	5mL colorless PP ×	×		×		×		x	
Formulation No.	A-18		A-19		A-20		A-21		A-22	
Ingredients and amounts	Amount of starting material (g)	Weighed amount (g)	Amount of starting material (g)	Weighed amount (g)	Amount of starting material (g)	Weighed amount (g)	Amount of starting material (g)	Weighed amount (g)	Amount of starting material (g)	Weighed amount (g)
	100 mL		100 mL		mL					
<i>Bromfenac sodium</i>	0.1	0.100	0.1	0.101	0.1	0.101	0.1	0.100	0.1	0.100
<i>Boric acid</i>	1.1	1.099	1.1	1.102	1.5	1.496	1.5	1.502	1.5	1.497
<i>Borax</i>	1.1	1.103	0.1	1.103	-	-	-	-	-	-
<i>Benzalkonium chloride</i>	0.005	0.005	0.005	0.005	0.005	0.005	0.005	0.005	-	-
<i>Polysorbate 80</i>	0.15	0.150	-	-	0.15	0.167	-	-	0.15	0.149
<i>Tyloxapol</i>	-	-	0.15	0.14153	0.15	0.152	0.15	0.152	0.15	0.149
<i>Chlorhexidine gluconate</i>	-	-	-	-	-	-	-	-	0.005	0.005
pH	8.3	8.23	8.3	8.24	7	7.05	7	7.03	7	7.09

1/15 15:48
NO.62 PH 8.23
22.6°C

1/15 15:52
NO.63 PH 8.24
22.5°C

1/15 15:55
NO.64 PH 7.05
22.9°C

1/15 16:02
NO.65 PH 7.93
22.5°C

1/15 16:08
NO.66 PH 7.09
22.9°C

1/15 16:12
NO.67 PH 7.08
22.8°C

1/15 16:14
NO.68 PH 6.99
22.8°C

1/15 16:25
NO.69 PH 7.08
22.0°C

Test Record B (other) Form 7 (1 January 2000)

Test substance	AHR10282B	Test code	P2000B177	Test date	22 January 2001		
Test item				Tester	Shirou Sawa		
STD solution 0.02001g/ 20mL x 2mL/20mLMP				22-Jan-2001 16:48:12			
				0021	+ 0.02001 g		
		PH	Initial	Measurement	Turbidity	Foreign matter	Color
A18	Initial	8.23			-	-	Yellow
A19		8.22			-	-	↓
A20		8 7.02			-	-	↓
A21		6.98			-	-	↓
A22		7.05			-	-	↓
A23		6.99			-	-	↓
A24		6.93			-	-	↓
A25		7.00			-	-	↓
A18	70°C-1W	8.16	8.6101	8.4269	-	±	↓
A19		8.17	8.5729	8.3884	-	±	↓
A20		6.97	8.5196	8.3317	-	++(r)	Slight brown
A21		6.95	8.5739	8.3860	-	++(r)	Slight brown
A22		7.07	8.5469	8.3574	-	++(r)	Dark yellow
A23		7.05	8.5791	8.3975	+	+(r)	Yellow
A24		6.99	8.5713	8.3879	-	++(r)	Dark yellow
A25		7.07	8.5647	8.3735	+	+	Yellow
A18	60°C-1W	8.27	8.5329	8.4468	-	-	↓
A19		8.25	8.5779	8.5021	-	-	↓
A20		7.05	8.5953	8.5137	+	+(r)	Dark yellow
A21		7.03	8.5548	8.4779	+	±	↓
A22		7.08	8.5393	8.4579	+	+	Yellow
A23		7.07	8.5613	8.4661	+	±	↓
A24		6.96	8.5863	8.5064	+	±	Dark yellow
A25		7.08	8.5624	8.4835	+	±	Yellow

1/22 17:47
NO. 9 PH 8.23
24.2°C

1/22 17:47
NO. 10 PH 8.22
24.3°C

1/22 17:48
NO. 11 PH 7.92
24.2°C

1/22 17:49
NO. 12 PH 8.98
24.3°C

1/22 17:50
NO. 13 PH 7.05
24.3°C

1/22 17:50
NO. 14 PH 6.99
24.6°C

1/22 17:51
NO. 15 PH 6.93
24.4°C

1/22 17:52
NO. 16 PH 7.38
24.4°C

1/22 17:53
NO. 17 PH 8.15
24.4°C

1/22 17:54
NO. 18 PH 8.17
24.4°C

1/22 17:55
NO. 19 PH 6.97
24.6°C

1/22 17:55
NO. 20 PH 6.95
24.5°C

1/22 17:56
NO. 21 PH 7.07
24.4°C

1/22 18:00
NO. 22 PH 7.05
24.4°C

1/22 18:02
NO. 23 PH 6.99
24.4°C

1/22 18:05
NO. 24 PH 7.07
24.5°C

1/22 18:07
NO. 25 PH 8.27
24.4°C

1/22 18:09
NO. 26 PH 8.25
24.3°C

1/22 18:10
NO. 27 PH 7.05
24.3°C

1/22 18:12
NO. 28 PH 7.03
24.5°C

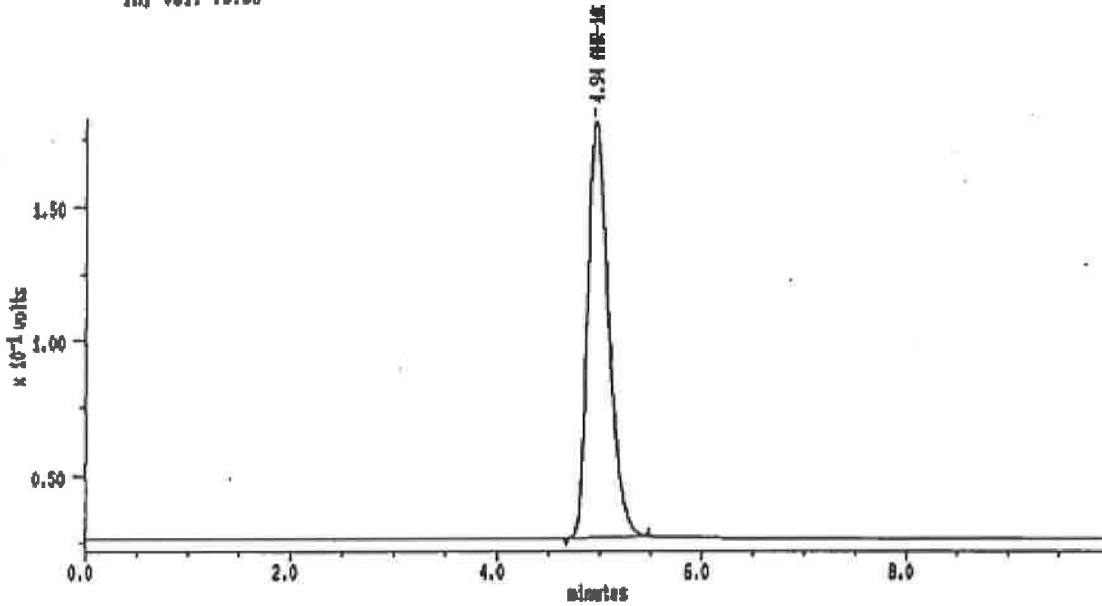
1/22 18:16
NO. 29 PH 7.03
24.3°C

1/22 18:18
NO. 30 PH 7.07
24.2°C

1/22 18:19
NO. 31 PH 6.95
24.2°C

1/22 18:21
NO. 32 PH 7.03
24.2°C

Sample: STD1 Channel: detector 1 Filename: IN-01 Chart Speed: Full Size
 Acquired: 22-JAN-2001 19:58 Method: B:YANVIRHISVINITAL Operator: S.S
 Inj Vol: 10.00



MAXIMA (c)1990 Dynamic Solutions, Division of Millipore

MAXIMA 825 Custom Report

Printed: 22-JAN-2001 20:08:27

SAMPLE: STD1

#3 In Method: AHR-10282B

Acquired: 22-JAN-2001 19:58

Rate: 2.0 points/sec

Duration: 10.000 minutes

Operator: S.S

Type: UNID

Instrument: Instrument 1

Filename: IN-01

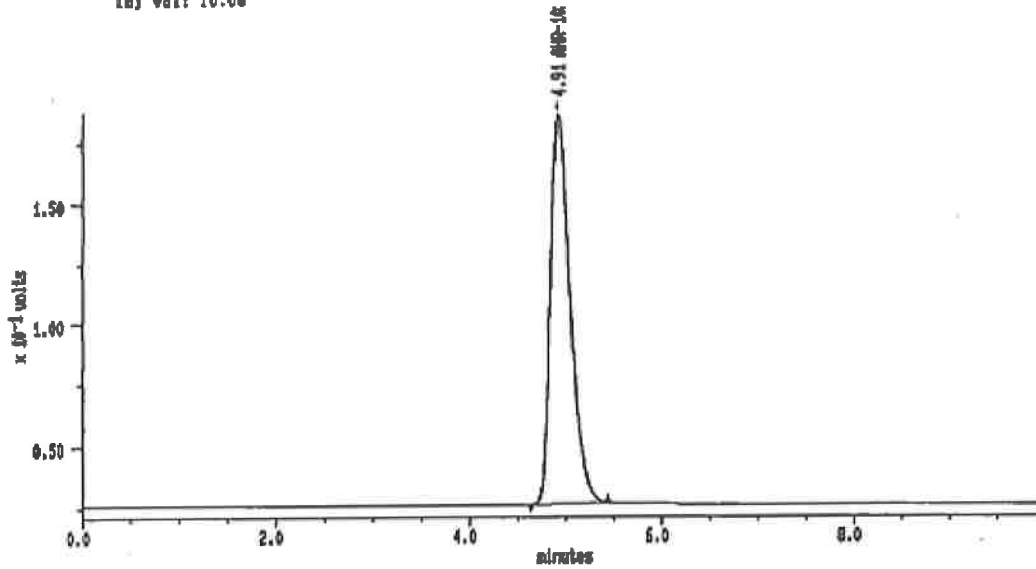
Index: 1

Injection Volume: 10.0

DETECTOR: detector 1

PK#	Retention Time (minutes)	Type	Peak Area	Peak Height	Area Percent	Component Name
1	4.842	BB	2217554	154858	100.00	AHR-10282B
TOTAL			2217554	154858		

Sample: A18 INITIAL Channel: detector 1 Filament: IM-02 Chart Speed: Full Size
 Acquired: 22-JAN-2001 20:12 Method: D:VAMTINISTYINITIAL Operator: S.S
 Inj Volt: 10.00



MAXIMA (c) 1990 Dynamic Solutions, Division of Millipore

MAXIMA 825 Custom Report

Printed: 22-JAN-2001 20:22:53

SAMPLE: A18 INITIAL

94 in Method: AHR-10282B

Acquired: 22-JAN-2001 20:12

Rate: 2.0 points/sec

Duration: 18.000 minutes

Operator: S.S

Type: UNKN

Instrument: Instrument 1

Filename: IM-02

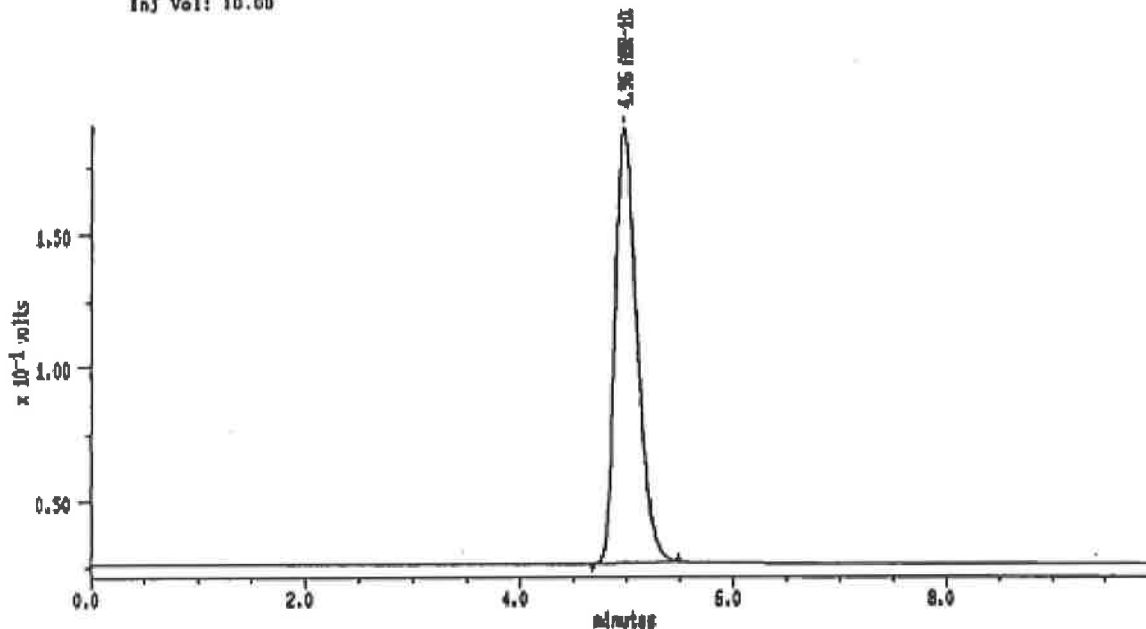
Index: 2

Injection Volume: 10.0

DETECTOR: detector 1

PK#	Retention Time (minutes)	Type	Peak Area	Peak Height	Area Percent	Component Name
1	4.908	BB	2289485	158601	100.00	AHR-10282B
TOTAL			2289485	158601		

Sample: A19 INITIAL Channel: detector 1 Filename: IN-03 Chart Speed: Full Size
 Acquired: 22-JAN-2001 20:23 Method: B:VAHRVINLSYINITIAL Operator: S.S
 Inj Vol: 10.00



MAXIMA (c)1990 Dynamic Solutions, Division of Millipore

MAXIMA 825 Custom Report

Printed: 22-JAN-2001 20:34:18

SAMPLE: A19 INITIAL

#6 In Method: **AHR-10282B**

Acquired: 22-JAN-2001 20:23

Rate: 2.0 points/sec

Duration: 10.000 minutes

Operator: S.S

Type: UNKN

Instrument: Instrument 1

Filename: IN-03

Index: 3

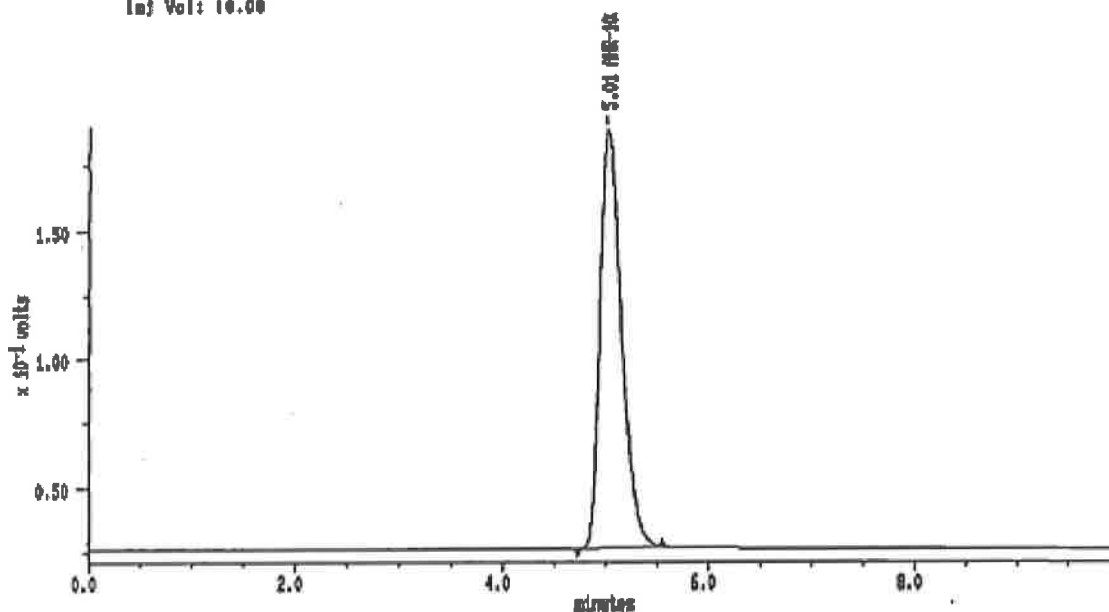
Injection Volume: 10.0

DETECTOR: detector 1

PK#	Retention Time (minutes)	Type	Peak Area	Peak Height	Area Percent	Component Name
1	4.960	BB	2350962	182814	100.00	AHR-10282B
TOTAL			2350962	182814		

7

Sample: A20 INITIAL Channel: detector 1 Filename: IN-04 Chart Speed: Full Size
 Acquired: 22-JAN-01 20:34 Method: 8:VAHRV1H1SVINITIAL Operator: 3.3
 Inj Vol: 10.00



MAXIMA (c) 1990 Dynamic Solutions, Division of Millipore

MAXIMA 825 Custom Report

Printed: 22-JAN-2001 20:48:27

SAMPLE: A20 INITIAL

#8 In Method: AHR-10282B

Acquired: 22-JAN-2001 20:34

Rate: 2.0 points/sec

Duration: 10.000 minutes

Operator: 5.5

Type: CNDM

Instrument: Instrument 1

Filename: IN-04

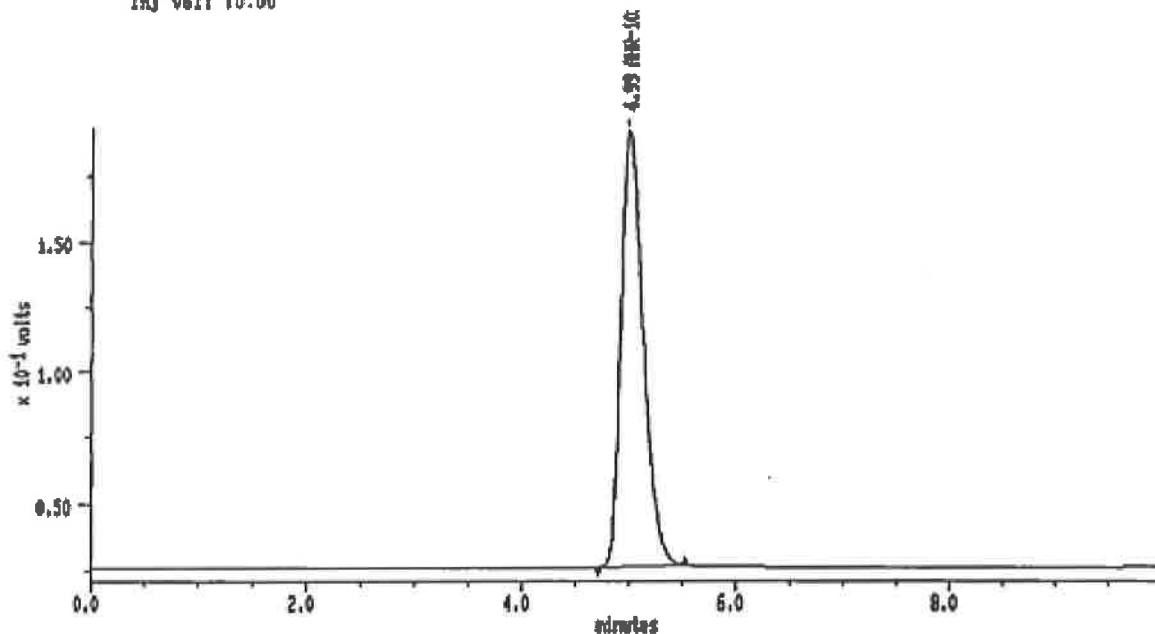
Index: 4

Injection Volume: 10.0

DETECTOR: detector 1

PK#	Retention Time (minutes)	Type	Peak Area	Peak Height	Area Percent	Component Name
1	5.008	BB	2360328	181823	100.00	AHR-10282B
TOTAL			2360328	181823		

Sample: A21 INITIAL Channel: detector 1 Filename: IN-05 Chart Speed: Full Size
 Acquired: 22-JAN-101 20:48 Method: B:TANBYNIST/INITIAL Operator: S.S
 Inj Vol: 10.00



MAXIMA (c) 1990 Dynamic Solutions, Division of Millipore

MAXIMA 825 Custom Report

Printed: 22-JAN-2001 20:58:42

SAMPLE: A21 INITIAL

#7 In Method: AHR-10282B

Acquired: 22-JAN-2001 20:48

Rate: 2.0 points/sec

Duration: 10.000 minutes

Operator: S.S

Type: UNKN

Instrument: Instrument 1

Filename: IN-05

Index: 5

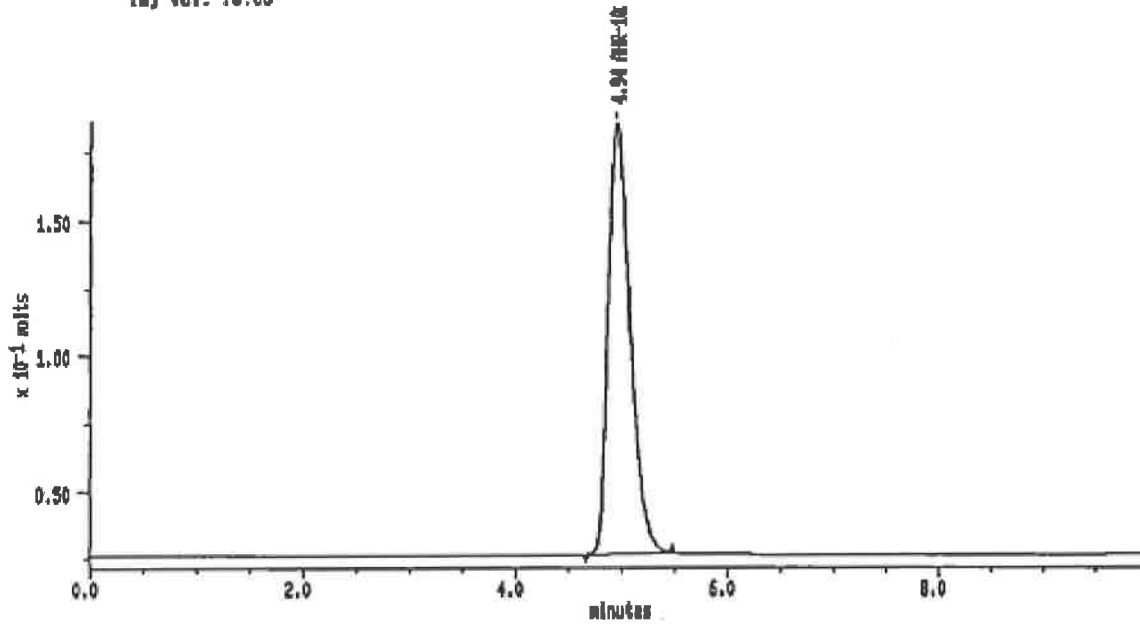
Injection Volume: 10.0

DETECTOR: detector 1

PK#	Retention Time (minutes)	Type	Peak Area	Peak Height	Area Percent	Component Name
1	4.892	BB	2300197	106320	100.00	AHR-10282B
TOTAL			2300197	106320		

9

Sample: A22 INITIAL Channel: detector 1 Filename: IN-08 Chart Speed: Full Size
 Acquired: 22-JAN-01 20:57 Method: B:VAHRV1H16VINITIAL Operator: S.S
 Inj Vol: 10.00



MAXIMA (c)1990 Dynamic Solutions, Division of Millipore

MAXIMA 825 Custom Report

Printed: 22-JAN-2001 21:07:09

SAMPLE: A22 INITIAL

#0 In Method: AHR-10282B

Acquired: 22-JAN-2001 20:57

Rate: 2.0 points/sec

Duration: 10.000 minutes

Operator: S.S

Type: UHPLC

Instrument: Instrument 1

Filename: IN-08

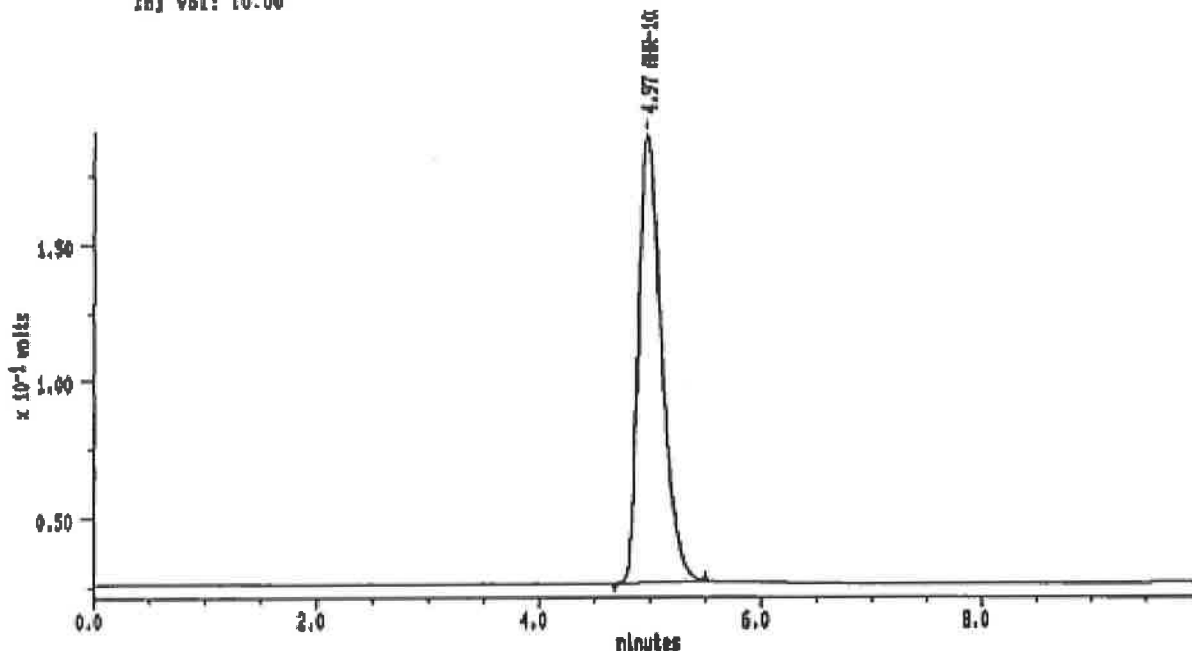
Index: 8

Injection Volume: 10.0

DETECTOR: detector 1

PK#	Retention Time (minutes)	Type	Peak Area	Peak Height	Area Percent	Component Name
1	4.942	00	2292061	158726	100.00	AHR-10282B
TOTAL			2292061	158726		

Sample: A20 INITIAL Channel: detector 1 Filename: IN-07 Chart Speed: Full Size
 Acquired: 22-JAN-01 21:08 Method: B:TAHRVINI6VINITIAL Operator: S.S
 Inj Vol: 10.00



MAXIMA (c) 1990 Dynamic Solutions, Division of Millipore

MAXIMA 825 Custom Report

Printed: 22-JAN-2001 21:10:16

SAMPLE: A20 INITIAL

#9 In Method: AHR-10282B

Acquired: 22-JAN-2001 21:08

Rate: 2.0 points/sec

Duration: 10.000 minutes

Operator: S.S

Type: UNKN

Instrument: Instrument 1

Filename: IN-07

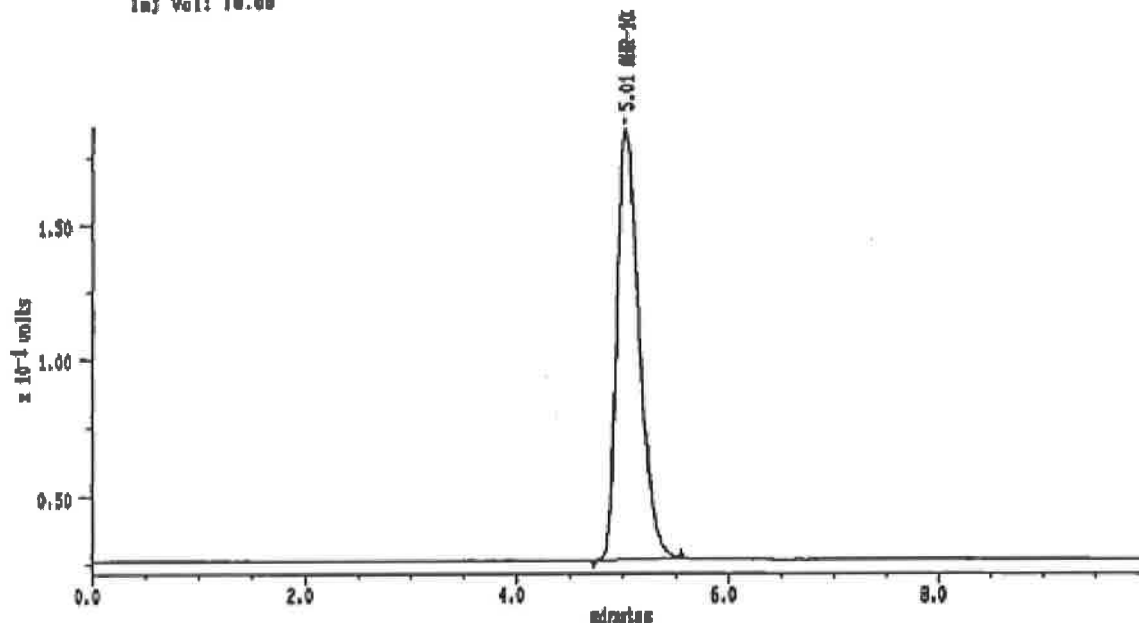
Index: 7

Injection Volume: 10.0

DETECTOR: detector 1

PK#	Retention Time Minutes	Type	Peak Area	Peak Height	Area Percent	Component Name
1	4.987	BB	2358324	182384	100.00	AHR-10282B
TOTAL			2358324	182384		

Sample: A24 INITIAL Channel: detector 1 Filename: IN-00 Chart Speed: Full Size
 Acquired: 22-JAN-01 21:20 Method: B:VARI1H16VINITIAL Operator: S.S
 Inj Vol: 10.00



MAXIMA (c) 1990 Dynamic Solutions, Division of Millipore

MAXIMA 825 Custom Report

Printed: 22-JAN-2001 21:30:32

SAMPLE: A24 INITIAL

#10 In Method: AHR-10282B

Acquired: 22-JAN-2001 21:20

Rate: 2.0 points/sec

Duration: 10.000 minutes

Operator: S.S

Type: UNKN

Instrument: Instrument 1

Filename: IN-00

Index: 0

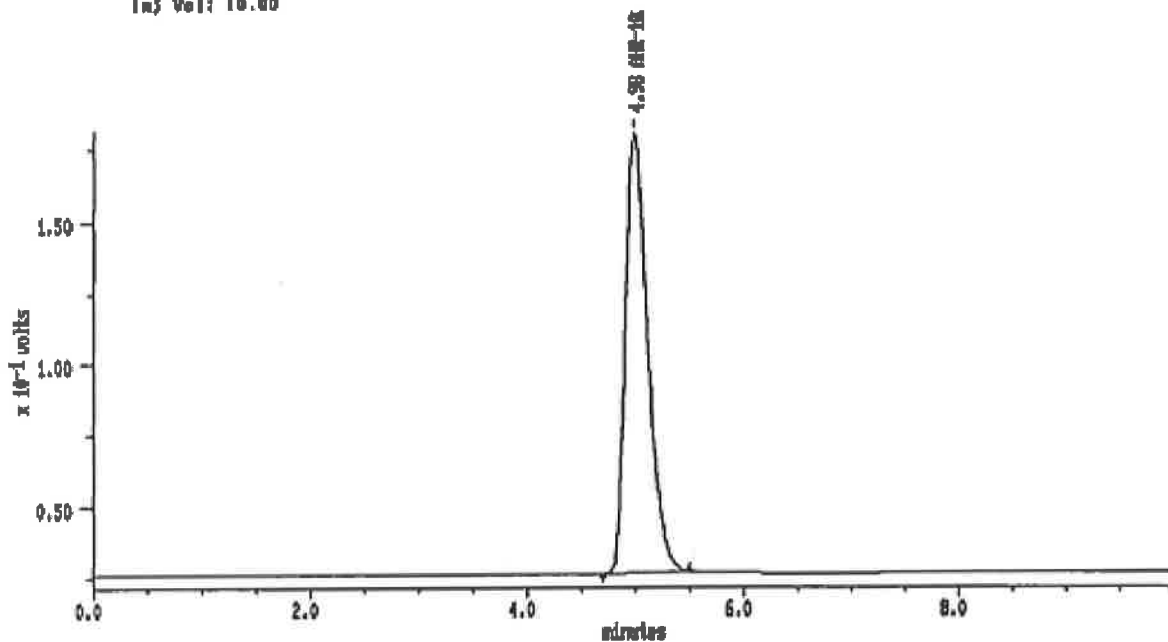
Injection Volume: 10.0

DETECTOR: detector 1

PK#	Retention Time (minutes)	Type	Peak Area	Peak Height	Area Percent	Component Name
1	5.008	BD	2303165	158455	100.00	AHR-10282B
TOTAL			2303165	158455		

12

Sample: A26 INITIAL Channel: detector 1 Filename: IN-09 Chart Speed: Full Size
 Acquired: 22-JAN-2001 21:31 Method: B:VARIATION/INITIAL Operator: S.S
 Inj Vol: 10.00



MAXIMA (c)1990 Dynamic Solutions, Division of Millipore

MAXIMA 825 Custom Report

Printed: 22-JAN-2001 21:41:49

SAMPLE: A26 INITIAL

#11 In Method: AHR - 10282B

Acquired: 22-JAN-2001 21:31

Rate: 3.0 points/sec

Duration: 10.000 minutes

Operator: S.S

Type: UNID

Instrument: Instrument 1

Filename: IN-09

Index: 9

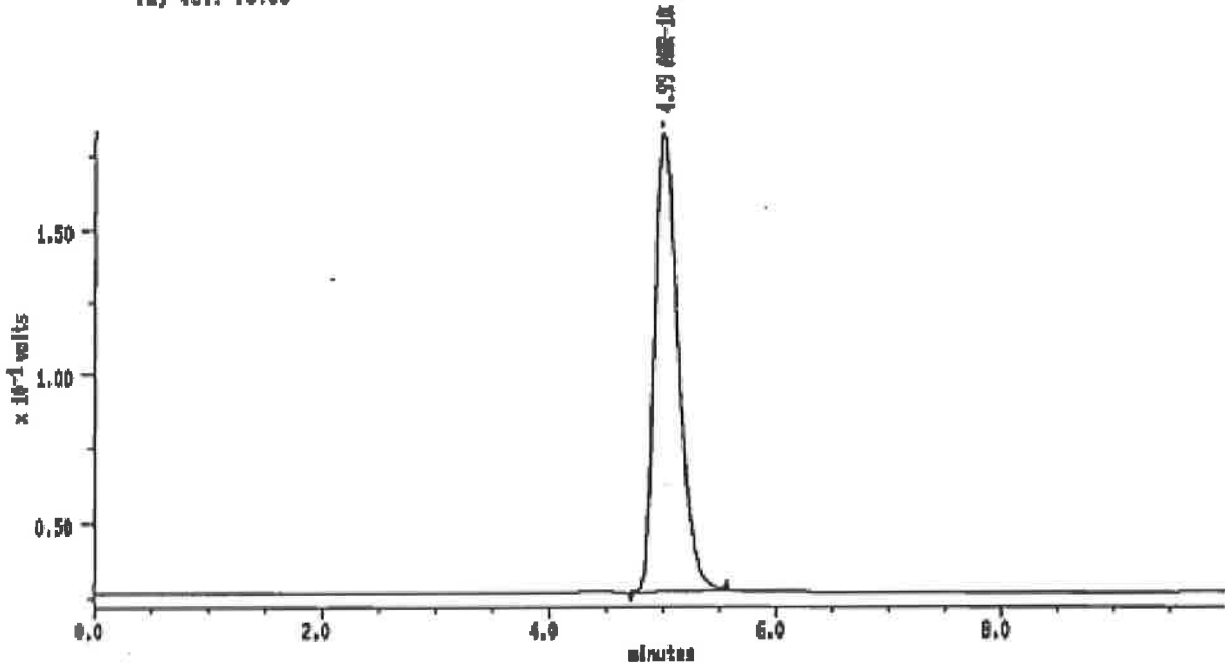
Injection Volume: 10.0

DETECTOR: detector 1

PK#	Retention Time (minutes)	Type	Peak Area	Peak Height	Area Percent	Component Name
1	4.975	GS	2210064	153084	100.00	AHR-10282B
TOTAL			2210064	153084		

13

Sample: A18 70°C-1W Channel: detector 1 Filename: IN-10 Chart Speed: Full Size
 Acquired: 22-JAN-2001 21:42 Method: B:VAHRYI16VINITIAL Operator: S.S
 Inj Vol: 10.00



MAXIMA (c)1990 Dynamic Solutions, Division of Millipore

MAXIMA 825 Custom Report

Printed: 22-JAN-2001 21:53:04

SAMPLE: A18 70°C-1W

#12 In Method: AHR-10282B

Acquired: 22-JAN-2001 21:42

Rate: 2.0 points/sec

Duration: 10.000 minutes

Operator: S.S

Type: URMN

Instrument: Instrument 1

Filename: IN-10

Index: 10

Injection Volume: 10.0

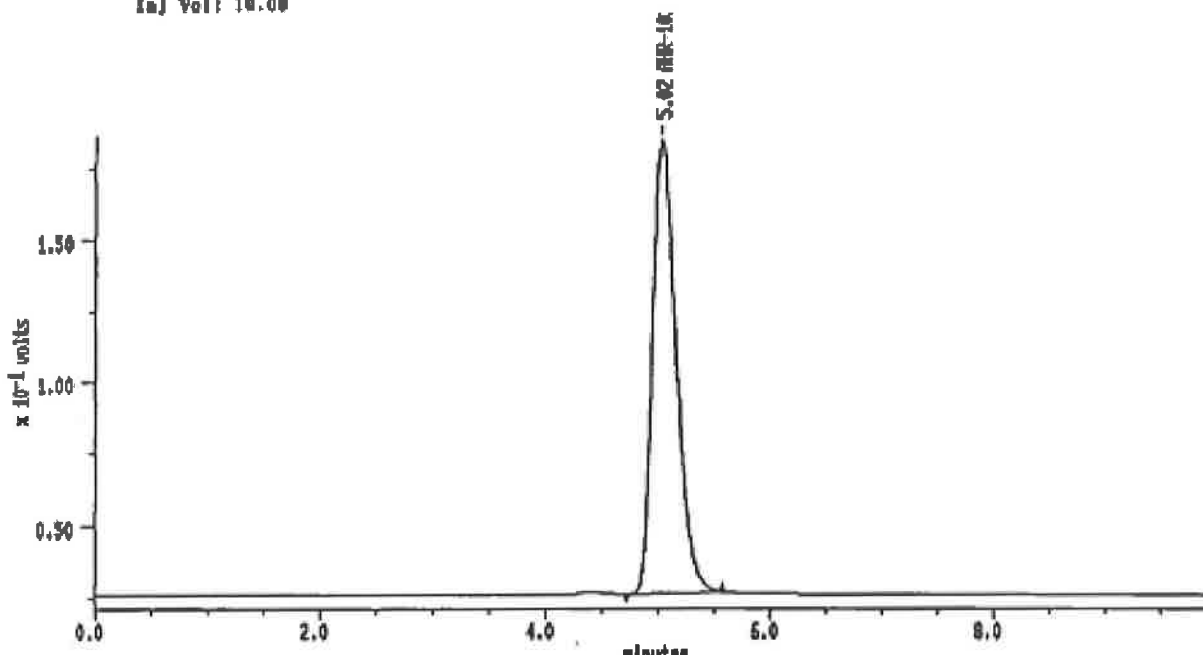
DETECTOR: detector 1

PK#	Retention Time (minutes)	Type	Peak Area	Peak Height	Area Percent	Component Name
1	4.992	BB	2242130	155010	100.00	AHR-10282B
TOTAL			2242130	155010		

Sample: A19 70°C-1W
 Acquired: 22-JAN-10 21:53
 Inj Vol: 10.00

Channel: detector 1
 Method: D:\ANALYSIS\INITIAL

Filename: IN-11
 Chart Speed: Full Size
 Operator: S.S



MAXIMA (c)1990 Dynamic Solutions, Division of Millipore

MAXIMA 825 Custom Report

Printed: 23-JAN-2001 13:08:58

SAMPLE: A19 70°C-1W

#13 in Method: AHR-10282B

Acquired: 22-JAN-2001 21:53

Rate: 2.8 points/sec

Duration: 10.000 minutes

Operator: S.S

Type: UNKNOWN

Instrument: Instrument 1

Filename: IN-11

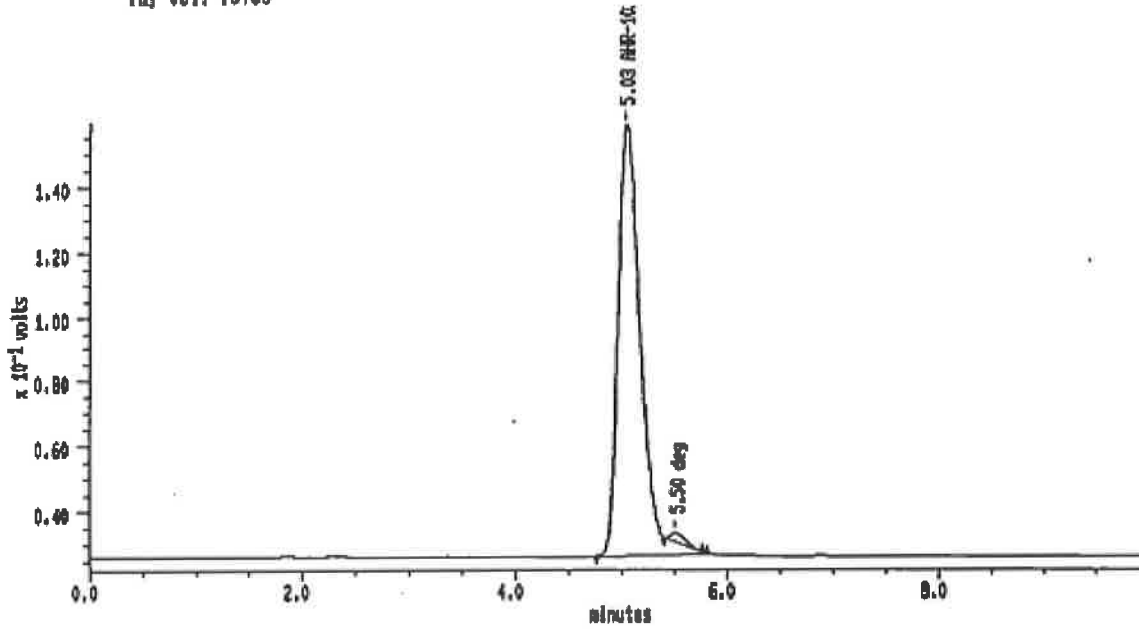
Index: 11

Injection Volume: 10.0

DETECTOR: detector 1

PK#	Retention Time minutes	Type	Peak Area	Peak Height	Area Percent	Component Name
1	6.017	HR	2290520	150200	100.00	AHR-10282B
TOTAL			2290520	150200		

Sample: A20 70°C-1W Channel: detector 1 Filename: IN-12 Chart Speed: Full Size
 Acquired: 22-JAN-2001 22:05 Method: B:VAHRVHHIEVINITIAL Operator: S.S
 Inf Vol: 10.00



MAXIMA (c)1980 Dynamic Solutions, Division of Millipore

MAXIMA 825 Custom Report

Printed: 22-JAN-2001 22:16:37

SAMPLE: A20 70°C-1W

#14 In Method: AHR-10282B

Acquired: 22-JAN-2001 22:05

Rate: 2.0 points/sec

Duration: 10.000 minutes

Operator: S.S

Type: UNKNOWN

Instrument: Instrument 1

Filename: IN-12

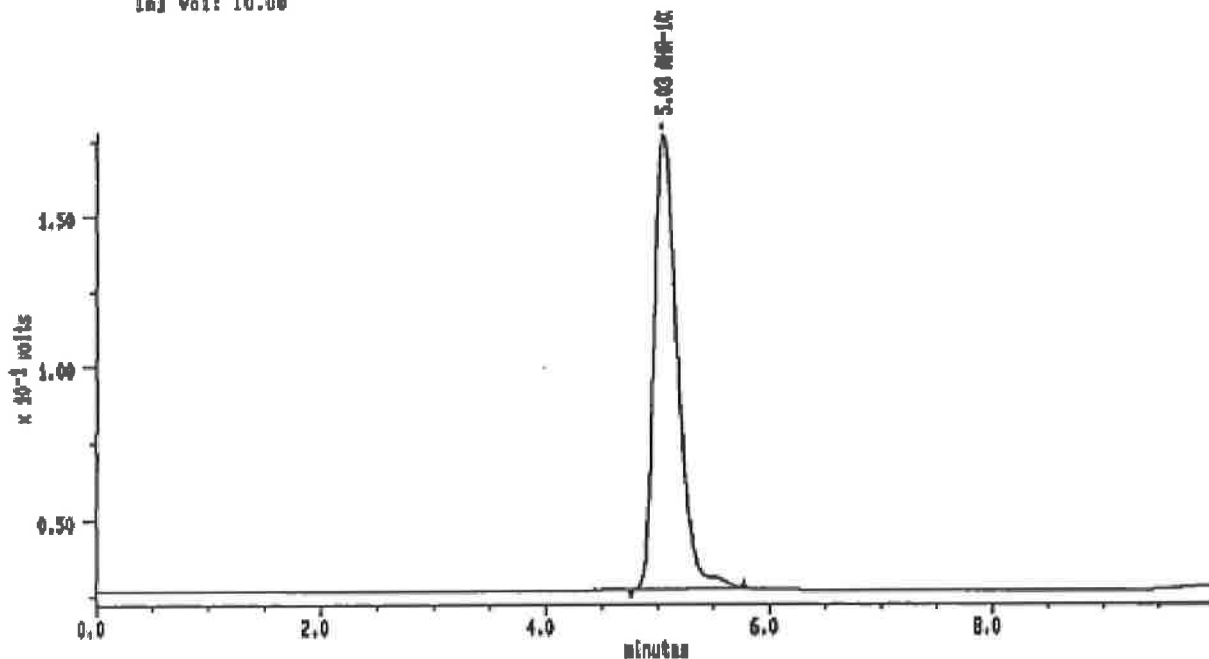
Index: 12

Injection Volume: 10.0

DETECTOR: detector 1

PK#	Retention Time (minutes)	Type	Peak Area	Peak Height	Area Percent	Component Name
1	5.033	BB	1961617	132038	98.58	AHR-10282B
2	5.500	SS	28174	3090	1.42	deg
TOTAL			1979681	134728		

Sample: A31 70°C-1W Channel: detector 1 Filenase: IN-13 Chart Speed: Full Size
 Acquired: 22-JAN-2001 22:10 Method: B:VAHRTINISYINITIAL Operator: S.S
 Inj Vol: 10.00



MAXIMA (c)1990 Dynamic Solutions, Division of Millipore

MAXIMA 825 Custom Report

Printed: 22-JAN-2001 23:20:53

SAMPLE: A31 70°C-1W

#15 In Method: AHR-10282B

Acquired: 22-JAN-2001 22:10

Rate: 2.0 points/sec

Duration: 10.000 minutes

Operator: S.S

Type: UNKNOWN

Instrument: Instrument 1

Filenase: IN-13

Index: 13

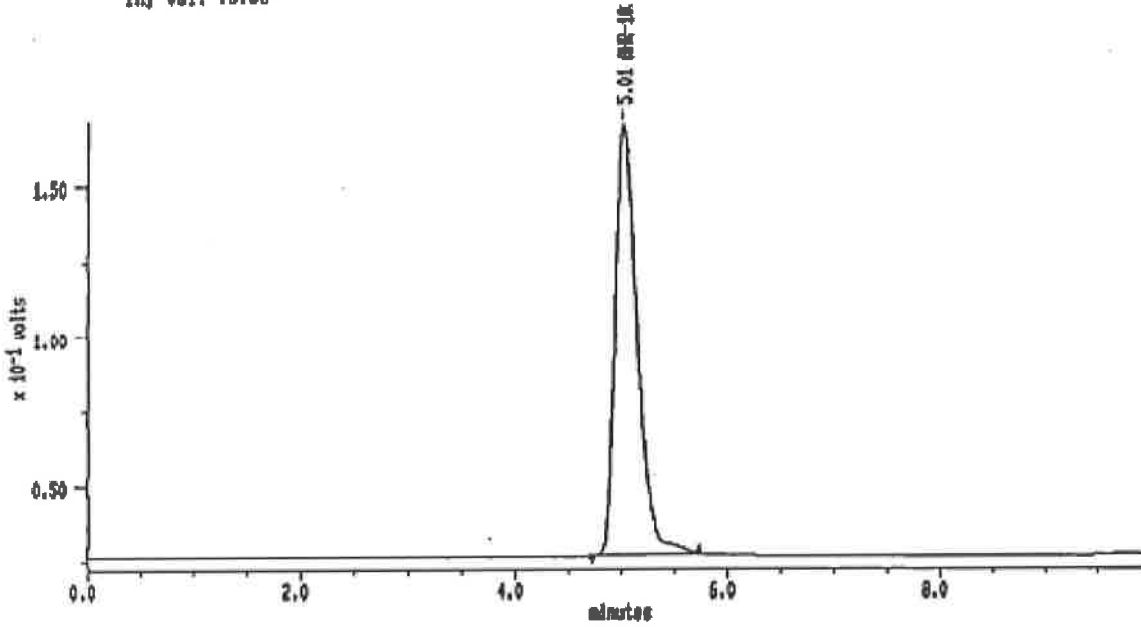
Injection Volume: 10.0

DETECTOR: detector 1

PK#	Retention Time (minutes)	Type	Peak Area	Peak Height	Area Percent	Component Name
1	5.033	BB	2200626	160129	100.00	AHR-10282B
TOTAL			2200626	160129		

17

Sample: A22 70°C-1W Channel: detector 1 Filename: IN-14 Chart Speed: Full Size
 Acquired: 22-JAN-2001 22:27 Method: B:VAHRVINI@VINITIAL Operator: S.S
 Inj Vol: 10.00



MAXIMA (c)1990 Dynamic Solutions, Division of Millipore

MAXIMA 825 Custom Report

Printed: 22-JAN-2001 23:38:08

SAMPLE: A22 70°C-1W

#18 In Method: AHR-10282B

Acquired: 22-JAN-2001 22:27

Rate: 2.0 points/sec

Duration: 10.000 minutes

Operator: S.S

Type: UNKN

Instrument: Instrument 1

Filename: IN-14

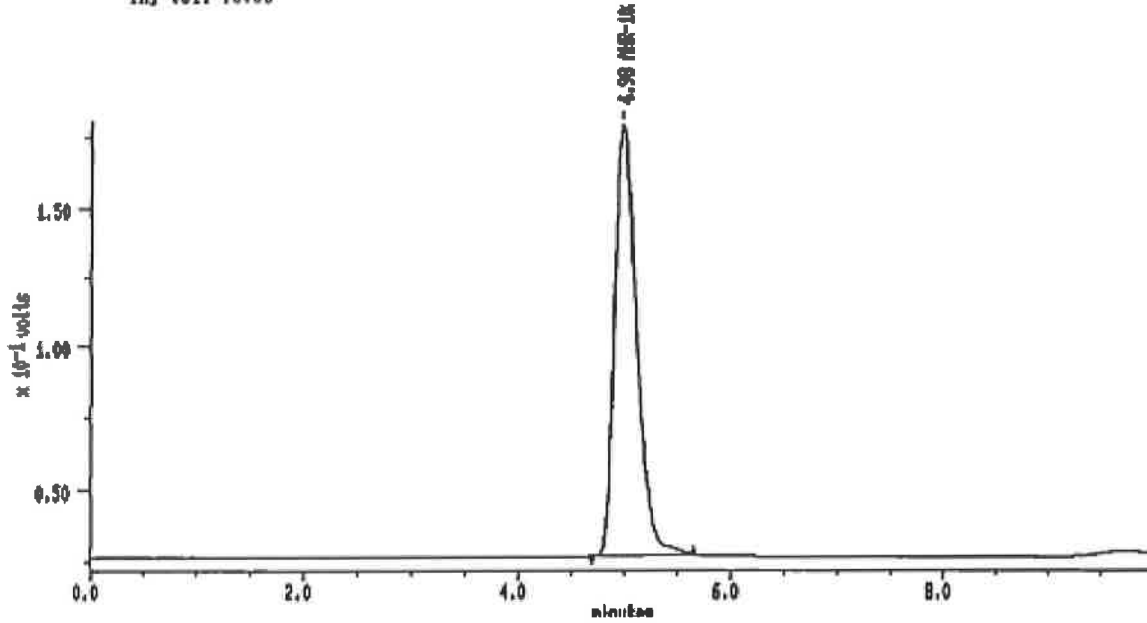
Index: 14

Injection Volume: 10.0

DETECTOR: detector 1

PK#	Retention Time (minutes)	Type	Peak Area	Peak Height	Area Percent	Component Name
1	5.008	BB	2082220	143736	100.00	AHR-10282B
TOTAL			2082220	143736		

Sample: A23 70°C-1W Channel: detector 1 Filename: IN-16 Chart Speed: Full Size
 Acquired: 22-JAN-01 22:38 Method: B:\AHR\10282B\INITIAL Operator: S.S
 Inj Vol: 10.00



MAXIMA icl 1000 Dynamic Solutions, Division of Millipore

MAXIMA 825 Custom Report

Printed: 22-JAN-2001 22:49:25

SAMPLE: A23 70°C-1W

#17 in Method: AHR-10282B

Acquired: 22-JAN-2001 22:38

Rate: 2.0 points/sec

Duration: 10.000 minutes

Operator: S.S

Type: CHIM

Instrument: Instrument 1

Filename: IN-16

Index: 16

Injection Volume: 10.0

DETECTOR: detector 1

PK#	Retention Time (minutes)	Type	Peak Area	Peak Height	Area Percent	Component Name
1	4.979	BB	2197763	152780	100.00	AHR-10282B
TOTAL			2197763	152780		

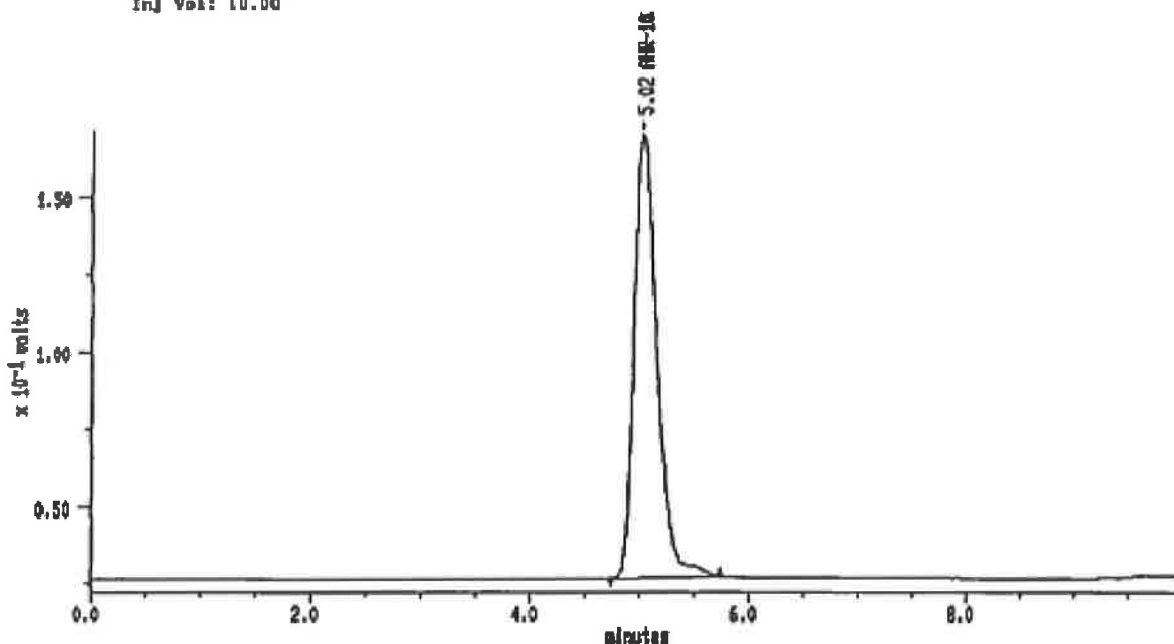
19

Sample: A24 70°C-1W
Acquired: 22-JAN-01 22:00
Inj Vol: 10.00

Channel: detector 1
Method: B:VAMR7H18YINITIAL

Filename: IN-18

Chart Speed: Full Size
Operator: S.S



MAXIMA (c) 1990 Dynamic Solutions, Division of Millipore

MAXIMA 825 Custom Report

Printed: 22-JAN-2001 23:00:42

SAMPLE: A24 70°C-1W

#18 In Method: AHR-10282B

Acquired: 22-JAN-2001 22:50

Rate: 2.0 points/sec

Duration: 10.000 minutes

Operator: S.S

Type: UNKN

Instrument: Instrument 1

Filename: IN-18

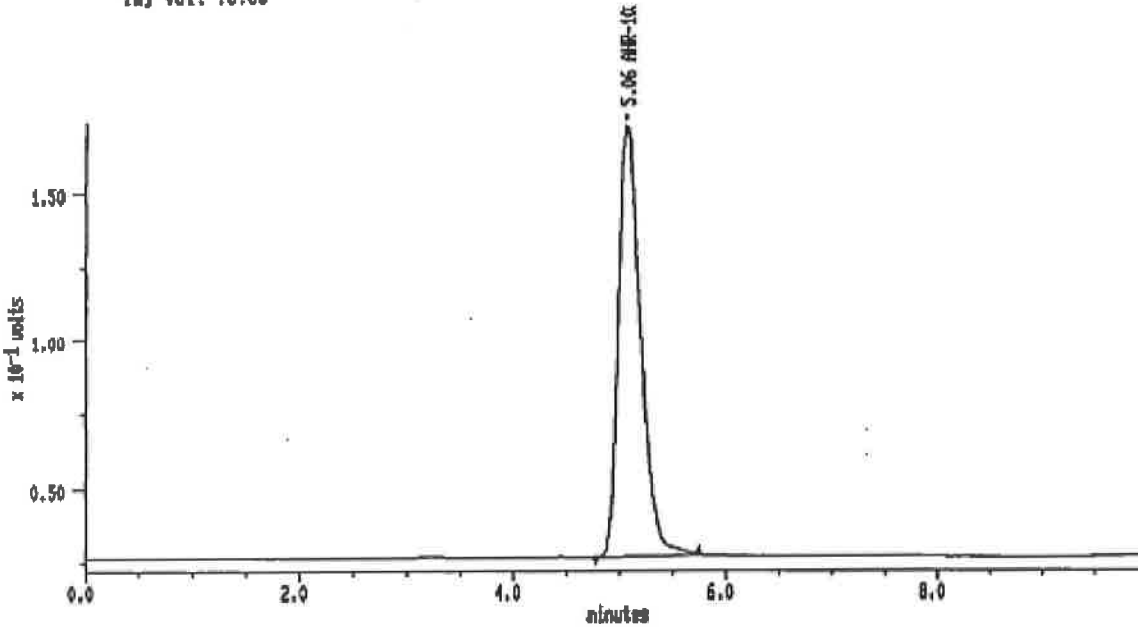
Index: 18

Injection Volume: 10.0

DETECTOR: detector 1

PK#	Retention Time (minutes)	Type	Peak Area	Peak Height	Area Percent	Component Name
1	5.017	BB	2085221	143588	100.00	AHR-10282B
TOTAL			2085221	143588		

Sample: A25 70°C-1W Channel: detector 1 Filenamet IN-17 Chart Speed: Full Size
 Acquired: 22-JAN-2001 23:01 Method: B:VAMRTINISTINITIAL Operator: S.S
 Inj Vol: 10.00



MAXIMA (c) 1990 Dynamic Solutions, Division of Millipore

MAXIMA 825 Custom Report

Printed: 22-JAN-2001 23:11:55

SAMPLE: A25 70°C-1W

#19 In Method: AHR-10282B

Acquired: 22-JAN-2001 23:01

Rate: 2.0 points/sec

Duration: 10.000 minutes

Operator: S.S

Type: URM

Instrument: Instrument 1

Filenam: IN-17

Index: 17

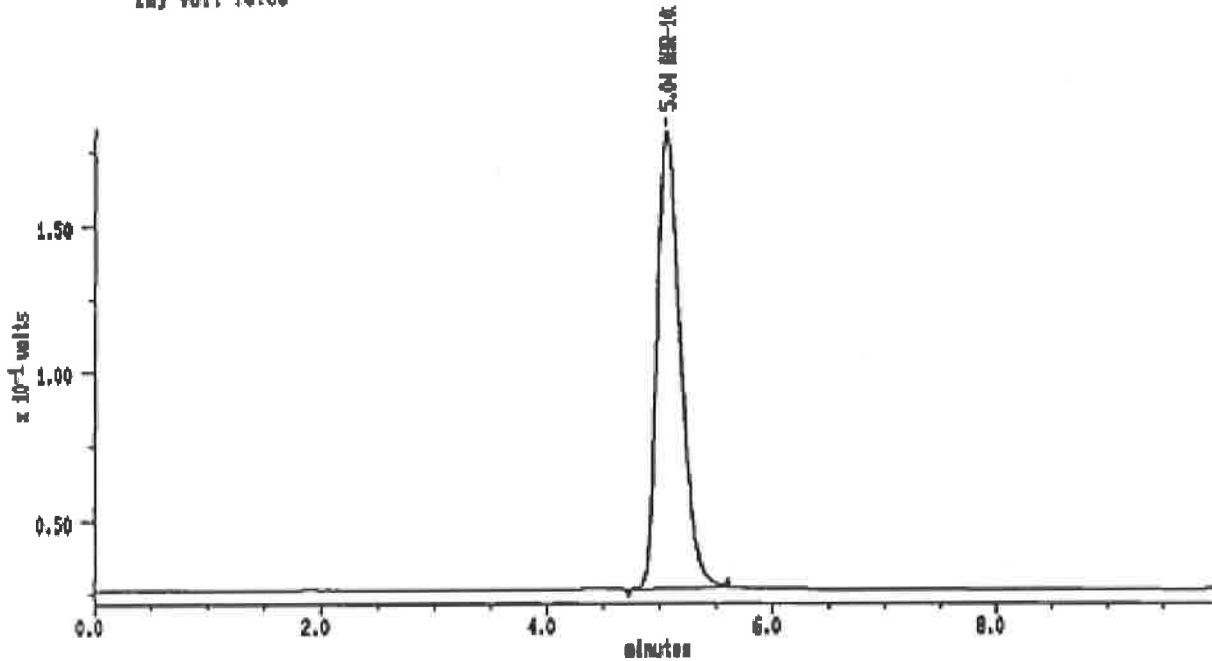
Injection Volume: 10.0

DETECTOR: detector 1

PKM	Retention Time (minutes)	Type	Peak Area	Peak Height	Area Percent	Component Name
1	5.060	BB	2131377	145834	100.00	AMR-10282B
TOTAL			2131377	145834		

21

Sample: A18 60°C-1W Channel: detector 1 Filename: IN-18 Chart Speed: Full Size
 Acquired: 22-JAN-01, 23:12 Method: D:\AIRMY\18\INITIAL Operator: S.S
 Inj Vol: 10.00



MAXIMA (c) 1990 Dynamic Solutions, Division of Millipore

MAXIMA 825 Custom Report

Printed: 23-JAN-2001 12:08:10

SAMPLE: A18 60°C-1W

#20 In Method: AHR-10282B

Acquired: 22-JAN-2001 23:12

Rate: 2.0 points/sec

Duration: 10.000 minutes

Operator: S.S

Type: UNKN

Instrument: Instrument 1

Filename: IN-18

Index: 18

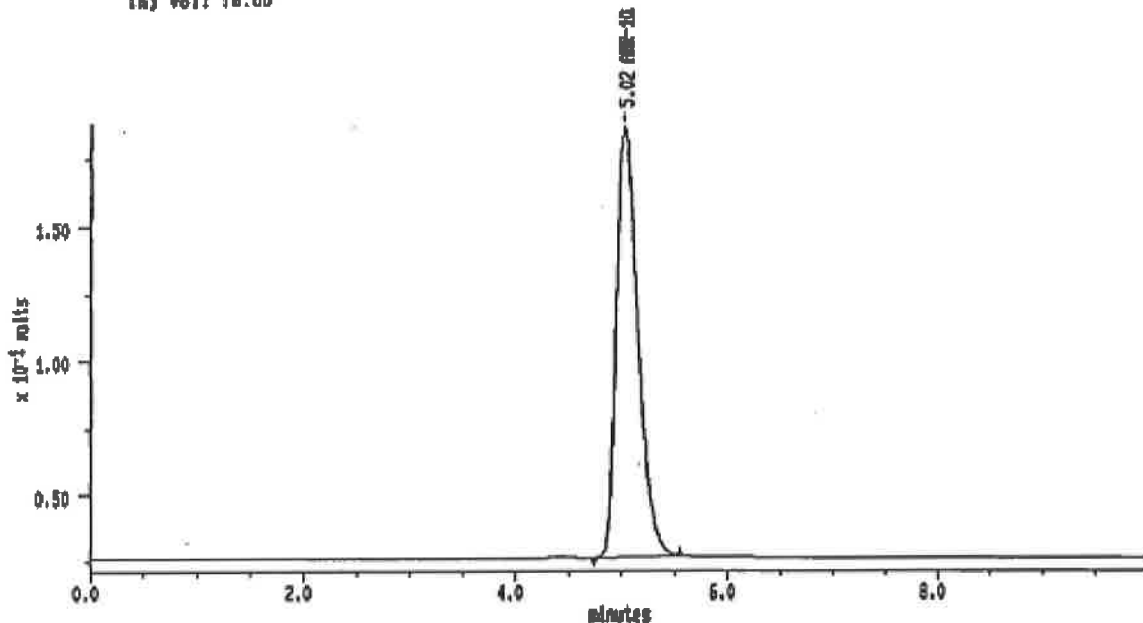
Injection Volume: 10.0

DETECTOR: detector 1

PK#	Retention Time (minutes)	Type	Peak Area	Peak Height	Area Percent	Component Name
1	5.012	DB	2234801	155224	100.00	AHR-10282B
TOTAL			2234801	155224		

22

Sample: AIB 80°C-1W Channel: detector 1 Filename: IN-10 Chart Speed: Full Size
 Acquired: 22-JAN-10 23:24 Method: B:VAMRVIHIEVINITAL Operator: S.S
 Inj Vol: 10.00



MAXIMA is 1990 Dynamic Solutions, Division of Millipore

MAXIMA 825 Custom Report

Printed: 22-JAN-2001 23:34:33

SAMPLE: AIB 80°C-1W

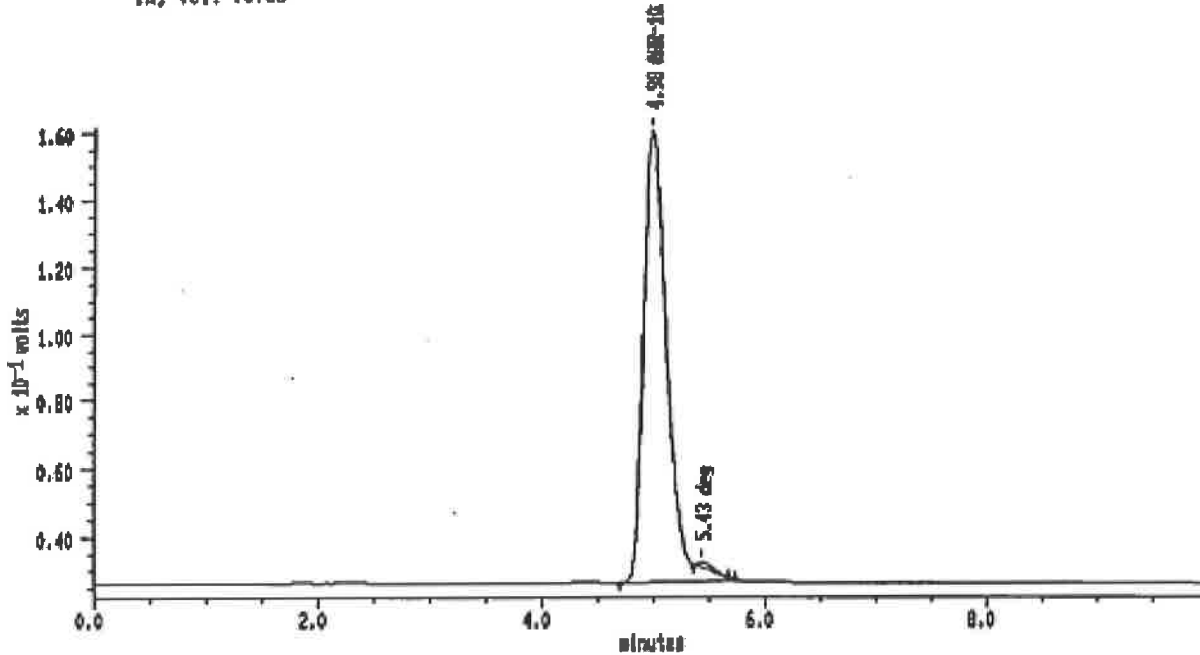
#21 In Method: **AHR-10282B**
 Acquired: 22-JAN-2001 23:24
 Rate: 2.0 points/sec
 Duration: 10.000 minutes
 Operator: S.S

Type: URMN
 Instrument: Instrument 1
 Filename: IN-10
 Index: 19
 Injection Volume: 10.0

DETECTOR: detector 1

PK#	Retention Time (minutes)	Type	Peak Area	Peak Height	Area Percent	Component Name
1	5.017	BB	2288798	180013	100.00	AHR-10282B
TOTAL			2288798	180013		

Sample: A20 80°C-1W Channel: detector 1 Filename: IN-20 Chart Speed: Full Size
 Acquired: 22-JAN-2001 23:35 Method: B:VAHRVINITIAL Operator: S.S
 Inj Vol: 10.00



MAXIMA (c)1990 Dynamic Solutions, Division of Millipore

MAXIMA 825 Custom Report

Printed: 22-JAN-2001 23:45:49

SAMPLE: A20 80°C-1W

#22 In Method: AHR-10282B

Acquired: 22-JAN-2001 23:35

Rate: 2.0 points/sec

Duration: 10.000 minutes

Operator: S.S

Type: UNKN

Instrument: Instrument 1

Filename: IN-20

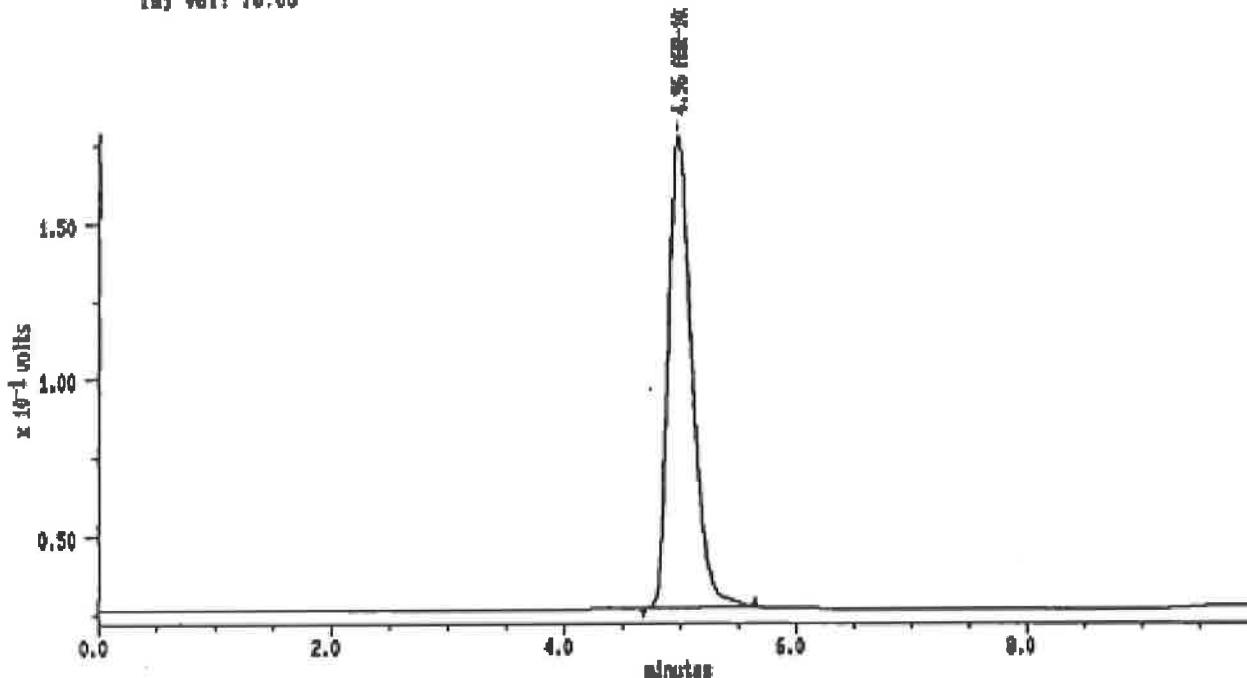
Index: 20

Injection Volume: 10.0

DETECTOR: detector 1

PK#	Retention Time (minutes)	Type	Peak Area	Peak Height	Area Percent	Component Name
1	4.975	BB	1948910	133878	99.31	AHR-10282B
2	6.426	SS	16618	1583	0.70	deg
TOTAL			1964826	135441		

Sample: A21 80°C-1W Channel: detector 1 Filename: IN-21 Chart Speed: Full Size
 Acquired: 22-JAN-2001 23:48 Method: B:VAHRVINI6VINITIAL Operator: S.S
 Inj Vol: 10.00



MAXIMA (c) 1990 Dynamic Solutions, Division of Millipore

MAXIMA 825 Custom Report

Printed: 22-JAN-2001 23:57:08

SAMPLE: A21 80°C-1W

#23 In Method: **AHR-10282B**

Acquired: 22-JAN-2001 23:48

Rate: 2.0 points/sec

Duration: 10.000 minutes

Operator: S.S

Type: UNKN

Instrument: Instrument 1

Filename: IN-21

Index: 21

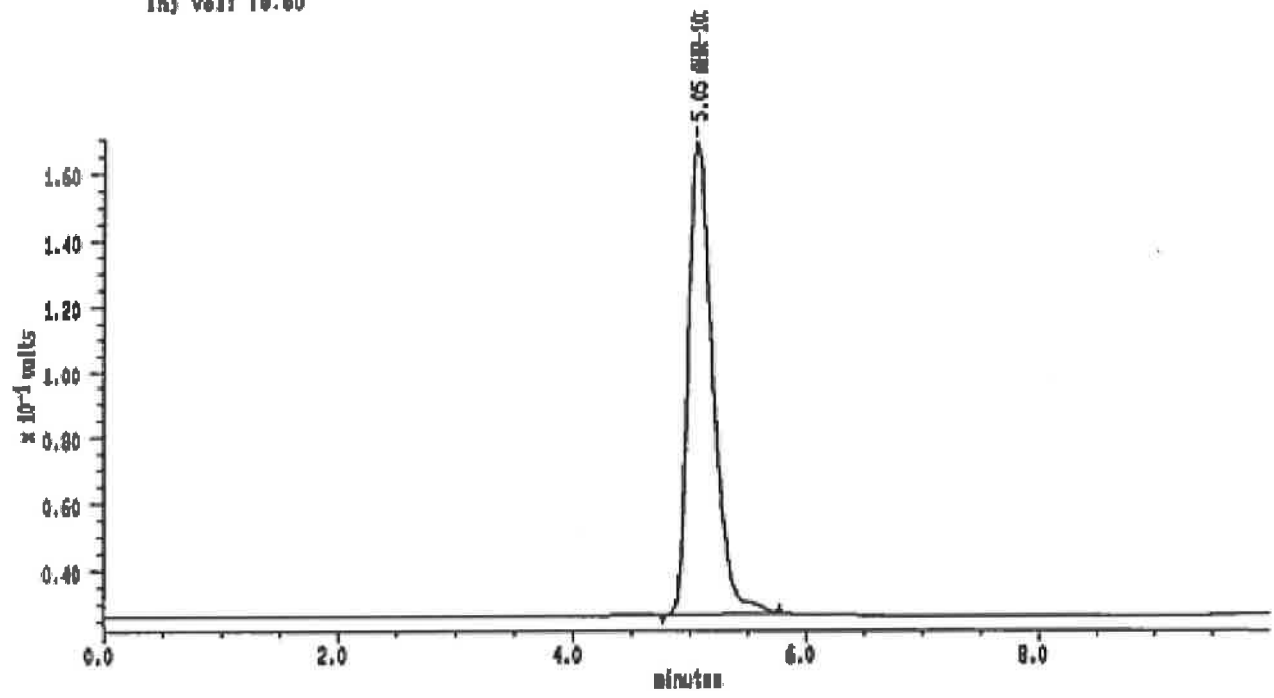
Injection Volume: 10.0

DETECTOR: detector 1

PK#	Retention Time (minutes)	Type	Peak Area	Peak Height	Area Percent	Component Name
1	4.960	BB	2161205	150865	100.00	AHR-10282B
TOTAL			2161205	150865		

25

Sample: A22 80°C-1W Channel: detector 1 Filenme: IN-23 Chart Speed: Full Size
 Acquired: 22-JAN-01 23:57 Method: 8:YAHRYVHISVINITIAL Operator: S.S
 Inf Vol: 10.00



MAXIMA (c)1990 Dynamic Solutions, Division of Millipore

MAXIMA 825 Custom Report

Printed: 23-JAN-2001 0:08:22

SAMPLE: A22 80°C-1W

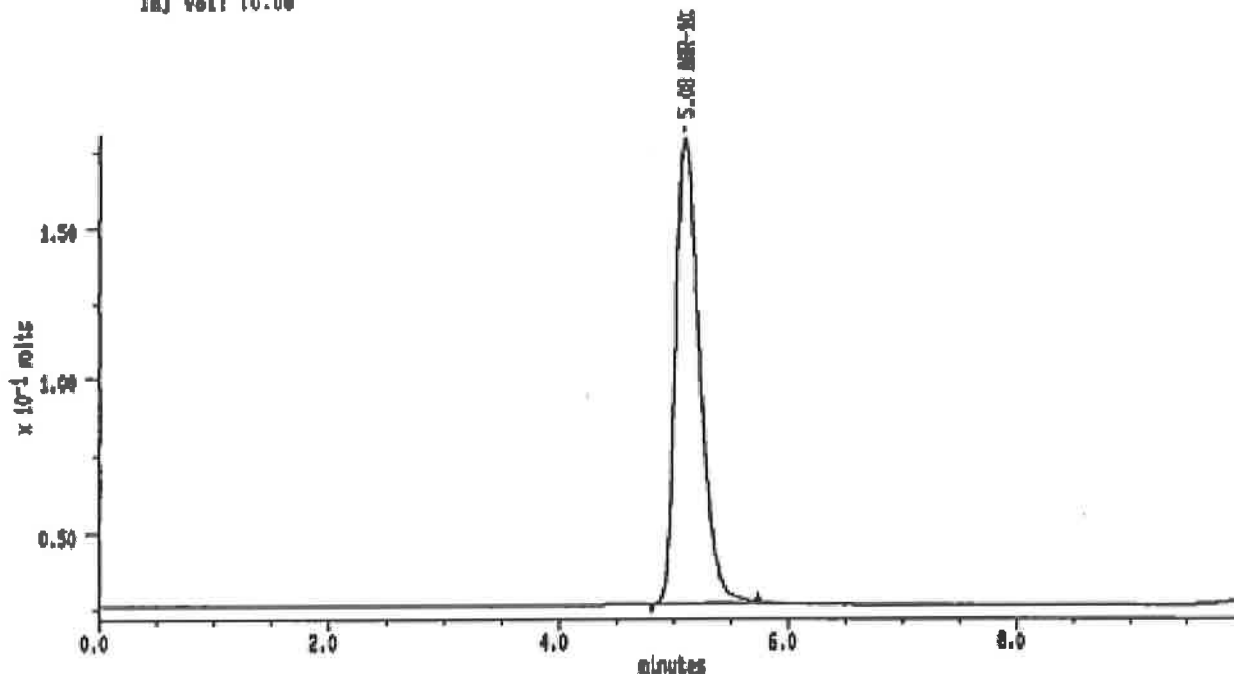
#24 In Method: **AHR-10282B**
 Acquired: 22-JAN-2001 23:57
 Rate: 2.0 points/sec
 Duration: 10.000 minutes
 Operator: S.S

Type: UNKN
 Instrument: Instrument 1
 Filenme: IN-23
 Index: 23
 Injection Volume: 10.0

DETECTOR: detector 1

PK#	Retention Time (minutes)	Type	Peak Area	Peak Height	Area Percent	Component Name
1	5.060	BB	2091491	142081	100.00	AHR-10282B
TOTAL			2091491	142081		

Sample: A33 60°C-1W Channel: detector 1 Filename: IN-23 Chart Speed: Full Size
 Acquired: 23-JAN-101 0:00 Method: B:VAHRTMINISTINITIAL Operator: S.S
 Inj Vol: 10.00



MAXIMA (c)1990 Dynamic Solutions, Division of Millipore

MAXIMA 825 Custom Report

Printed: 23-JAN-2001 0:19:39

SAMPLE: A33 60°C-1W

#25 in Method: **AHR-10282B**

Acquired: 23-JAN-2001 0:00

Rate: 2.0 points/sec

Duration: 10.000 minutes

Operator: S.S

Type: UNKN

Instrument: Instrument 1

Filename: IN-23

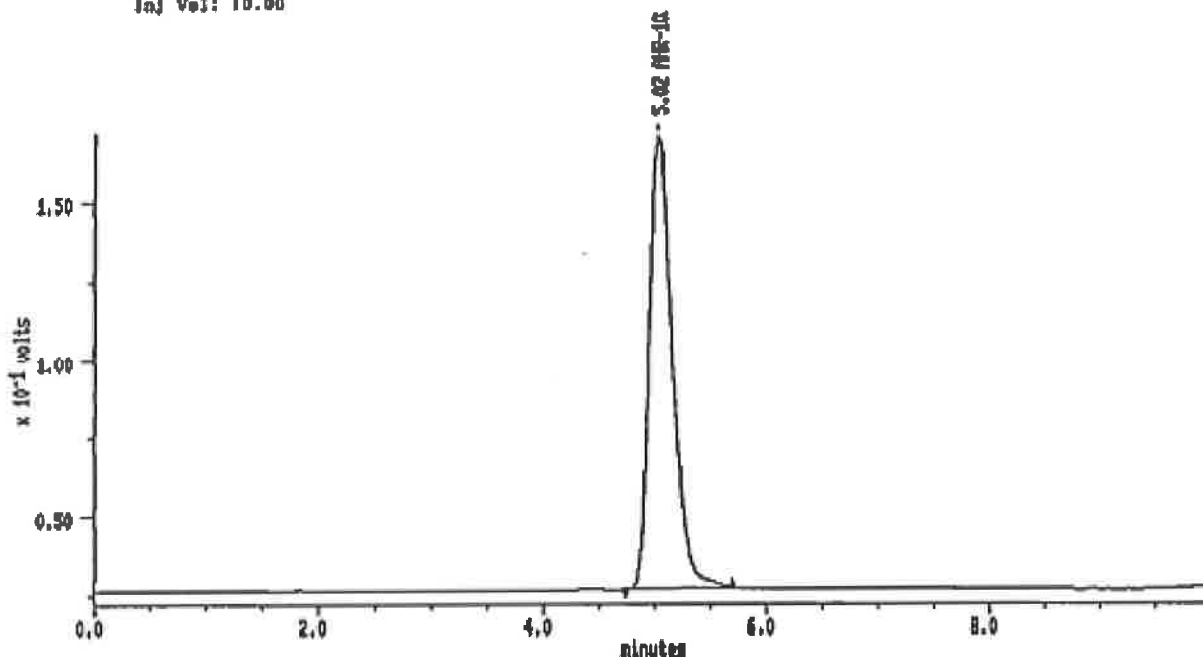
Index: 23

Injection Volume: 10.0

DETECTOR: detector 1

PK#	Retention Time (minutes)	Type	Peak Area	Peak Height	Area Percent	Component Name
1	5.083	BB	2243640	162920	100.00	AMR-10282B
TOTAL			2243640	162920		

Sample: A24 80°C-1W Channel: detector 1 Filename: IN-24 Chart Speed: Full Size
 Acquired: 23-JAN-2001 0:20 Method: D:YARRVH15VINITIAL Operator: S.S
 Inj Vol: 10.00



MAXIMA (c)1980 Dynamic Solutions, Division of Millipore

MAXIMA 825 Custom Report

Printed: 23-JAN-2001 0:30:55

SAMPLE: A24 80°C-1W

#28 in Method: AHR-10282B

Acquired: 23-JAN-2001 0:20

Rate: 2.0 points/sec

Duration: 10.000 minutes

Operator: S.S

Type: UNKN

Instrument: Instrument 1

Filename: IN-24

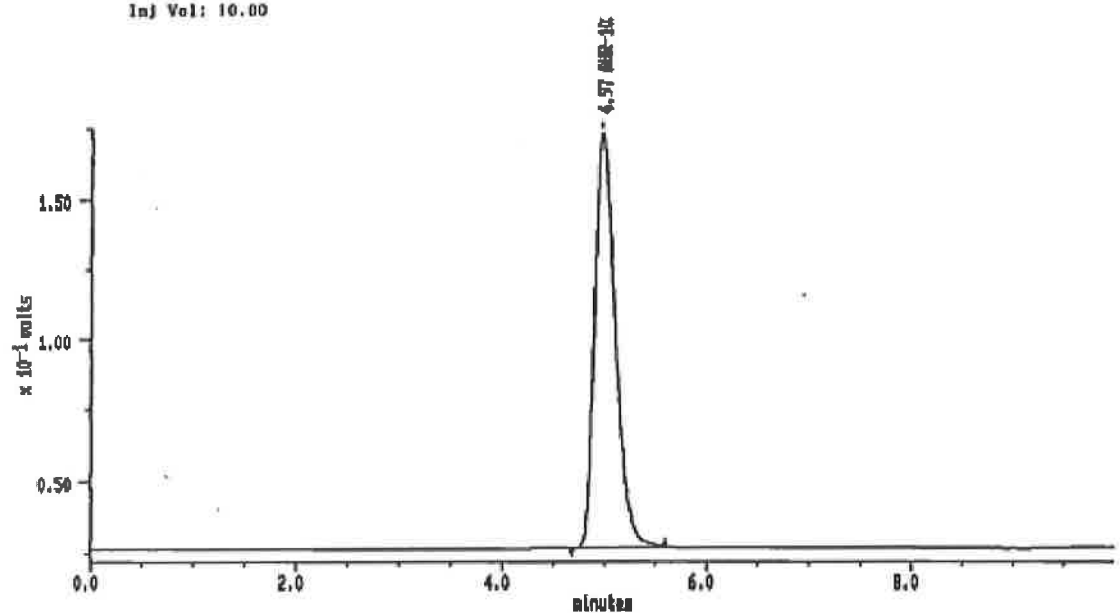
Index: 24

Injection Volume: 10.0

DETECTOR: detector 1

PK#	Retention Time (minutes)	Type	Peak Area	Peak Height	Area Percent	Component Name
1	5.017	00	2078710	143989	100.00	AHR-10282B
TOTAL			2078710	143989		

Sample: A26 80°C-1W Channel: detector 1 Filename: IN-26 Chart Speed: Full Size
 Acquired: 23-JAN-101 0:31 Method: B:VAHRV1H15VINITIAL Operator: S.S
 Inj Vol: 10.00



MAXIMA (c) 1999 Dynamic Solutions, Division of Millipore

MAXIMA 825 Custom Report

Printed: 23-JAN-2001 0:42:12

SAMPLE: A26 80°C-1W

#27 in Method: AHR-10282B

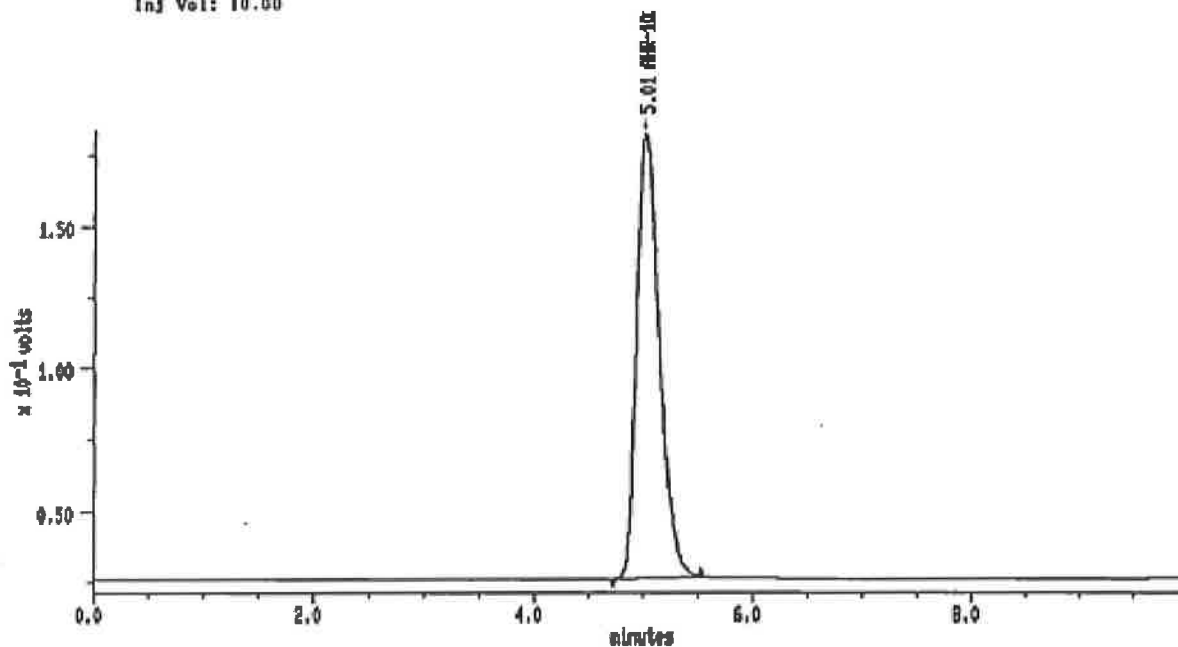
Acquired: 23-JAN-2001 0:31
 Rate: 2.0 points/sec
 Duration: 10.000 minutes
 Operator: S.S

Type: UNKNOWN
 Instrument: Instrument 1
 Filename: IN-26
 Index: 26
 Injection Volume: 10.0

DETECTOR: detector 1

PK#	Retention Time (minutes)	Type	Peak Area	Peak Height	Area Percent	Component Name
1	4.967	RD	2088864	146842	100.00	AHR-10282B
TOTAL			2088864	146842		

Sample: STD2 Channel: detector 1 Filename: IN-26 Chart Speed: Full Size
 Acquired: 23-JAN-101 0:42 Method: B:YHRVHHH8VINITIAL Operator: S.S
 Inf Vol: 10.00



MAXIMA (c) 1990 Dynamic Solutions, Division of Millipore

MAXIMA 825 Custom Report

Printed: 23-JAN-2001 0:53:38

SAMPLE: STD2

#28 In Method: AHR-10282B

Acquired: 23-JAN-2001 0:42

Rate: 2.0 points/sec

Duration: 10.000 minutes

Operator: S.S

Type: UNKN

Instrument: Instrument 1

Filename: IN-26

Index: 28

Injection Volume: 10.0

DETECTOR: detector 1

PK#	Retention Time (minutes)	Type	Peak Area	Peak Height	Area Percent	Component Name
1	5.008	BB	235148	158890	100.00	AHR-10282B
TOTAL			235148	158890		

30

試験計画書

試験名 : pH7におけるプロナック点眼液の製剤化検討

試験コード : P2000B177

試験系 : なし

開発記号 : AHR10282B

試験開始日 : 2000年12月07日

試験操作開始予定日 : 2000年12月07日

試験操作終了予定日 : 2000年03月15日

試験終了予定日 : 2001年03月30日

試験施設 : 千寿製薬株式会社 コーベクリエイティブセンター
神戸市西区室谷一丁目5番4号

(業務分担)

試験責任者 : 澤 嗣郎

試験従事者 :

試験物質 : プロムフェナクナトリウム

目的 : プロムフェナクナトリウムは低い pH 領域では溶けにくく、不安定であるため、プロナック点眼液の pH(規格中心)は 8.3 に設定されている。涙液の pH は一般に 7~7.4 といわれており、プロナック点眼液の pH は点眼液で用いられる上限付近であると考えられるため、さらに低い pH での処方化が望まれる。プロムフェナクナトリウムは分子内に酢酸基をもつため、溶解度は pH6.5 以上で増加する。また、プロナック点眼液の分解はほぼ酢酸基に関連して起こっているため、可溶化および安定化に対して酢酸基の制御が重要と考えられる。酢酸基の制御には対イオンの添加が考えられるが、プロムフェナクナトリウムは第四級アンモニウム塩の添加により不溶性複合体を形成し白濁する。そこで、本実験では、複合体を形成しても水溶性を保つアミノ糖類を用いて、pH7 におけるプロムフェナクナトリウムの可溶化および安定化を検討する。

試験方法 :

1) 可溶化検討

酢酸(pH3~6)、リン酸(pH5~7)またはホウ酸(pH7~9)緩衝液にプロムフェナクナトリウムを過剰量添加し、N-メチルグルカミンまたは塩酸グルコサミンを0.1~1.0%となるように加え、塩酸でpHを調整する。この液をろ過し、ろ液中のプロムフェナクナトリウム濃度をHPLCで測定する。

2) 安定化検討

下記のブロムフェナクナトリウム点眼液に N-メチルグルカミンまたは塩酸グルコサミンを加え、pH7 に調整する。N-メチルグルカミンまたは塩酸グルコサミンは、実験1) で pH6.5 で 0.1%ブロムフェナクナトリウムが溶解した量とする。この液を無色ポリプロピレン容器に充填し、70℃、60℃、40℃75%RH および 25℃60%RH に保存し、経時的にブロムフェナクナトリウム含量、pH、外観および不溶性異物について試験する。また、凍結融解を 10 回繰り返し、外観および不溶性異物を観察する。

	Rp-01	Rp-02	Rp-03	Rp-04
ブロムフェナクナトリウム	0.1 g	0.1 g	0.1 g	0.1 g
ホウ酸	1.1 g	—	1.1 g	—
ホウ砂	1.1 g	—	1.1 g	—
塩化ナトリウム	—	0.85g	—	0.85g
結晶リン酸二水素ナトリウム	—	0.1 g	—	0.1 g
ポリソルベート 80	0.15 g	0.15g	0.15g	0.15g
塩化ベンザルコニウム	0.005g	0.005g	0.005g	0.005g
ポリビニルピロリドン	—	—	2.0 g	2.0 g
亜硫酸水素ナトリウム	—	—	0.2g	0.2g
エデト酸ナトリウム	—	—	0.02g	0.02g
N-メチルグルカミン	q.s.	q.s.	q.s.	q.s.
塩酸グルコサミン	q.s.	q.s.	q.s.	q.s.
塩酸	q.s.	q.s.	q.s.	q.s.
精製水	q.s.	q.s.	q.s.	q.s.
全量	100mL	100mL	100mL	100mL
pH	7.0	7.0	7.0	7.0

3) HPLC 条件

検出器：紫外吸光度計(測定波長：266nm)

カラム：Capcelpak AG-120

カラム温度：25℃付近の一定温度


移動相：リン酸二水素アンモニウム 1.98g を水 750mL に溶かし、リン酸を加えて pH7.3 に調整した後、アセトニトリル 250mL を混和する。

流速：ブロムフェナクナトリウムの溶出時間が約 18 分となるように調整する。

試料注入量：10μL


試験責任者の署名

2000年12月07日

澤 嗣郎 

応用開発 GM の署名

2000年12月08日

大馬 聡 

プロナック点眼液の安定性試験
Lot No.01K131

試験コード：P2000B177
試験実施者：澤 嗣郎
試験実施日：2001年04月02日

	ID	Chromato No	Peak Area	Conc. (mg/mL)	Remaining (%)	Water Collec(%)	Initial	present
STD	1	S2-01	2326333					
STD	2	S2-22	2321811					
STD	mean		2324072	1.0005				
A-26	60°C-2W	S2-02	2032330	0.8749	87.46	83.94	4.02	8.4304 8.2383
A-27	60°C-2W	S2-03	2214721	0.9534	96.62	93.03	3.72	8.4298 8.2521
A-28	60°C-2W	S2-04	2156136	0.9282	93.56	90.24	3.55	8.5538 8.3800
A-29	60°C-2W	S2-05	2217340	0.9546	92.39	89.22	3.43	8.5249 8.3580
A-30	60°C-2W	S2-06	2142178	0.9222	90.88	87.84	3.34	8.5115 8.3490
A-31	60°C-2W	S2-07	2041719	0.8789	86.55	83.53	3.49	8.5492 8.3785
A-32	60°C-2W	S2-08	1930369	0.8310	78.98	72.11	8.70	8.4060 8.2309
A-33	60°C-2W	S2-09	2070437	0.8913	88.93	85.67	3.67	8.4759 8.2989
A-34	60°C-2W	S2-10	2010017	0.8653	86.25	82.90	3.88	8.4139 8.2293
A-35	60°C-2W	S2-11	1990944	0.8571	84.79	81.68	3.67	8.5592 8.3792
A-26	50°C-4W	S2-12	1918766	0.8260	82.57	80.04	3.06	8.4391 8.2927
A-27	50°C-4W	S2-13	2176249	0.9369	94.94	91.62	3.50	8.4117 8.2453
A-28	50°C-4W	S2-14	2105338	0.9063	91.35	88.33	3.31	8.5416 8.3799
A-29	50°C-4W	S2-15	2137432	0.9202	89.06	86.05	3.38	8.4606 8.2981
A-30	50°C-4W	S2-16	2043998	0.8799	86.72	83.74	3.44	8.4297 8.2654
A-31	50°C-4W	S2-17	1933544	0.8324	81.97	79.44	3.09	8.5642 8.4126
A-32	50°C-4W	S2-18	1692208	0.7285	69.24	66.88	3.41	8.3947 8.2328
A-33	50°C-4W	S2-19	1942783	0.8364	83.45	80.85	3.12	8.4713 8.3210
A-34	50°C-4W	S2-20	1922369	0.8276	82.50	79.96	3.08	8.4168 8.2699
A-35	50°C-4W	S2-21	1927309	0.8297	82.08	79.45	3.20	8.5846 8.4266

計算に必要なデータを記載するため再編集した。
05.05.06 澤 嗣郎

1/24

試験物質名: AHR10282B	試験コード: P2000B177	試験年月日: 2001年08月02日
試験項目:		試験実施者: 澤 嗣郎

Lot No. 01K131

2-Apr-2001 10:24:01

STD AHR10282B 0.02001g + MP → 20ml
 上液 2ml + MP → 20ml

001: + 0.02001 g

濁り 不溶性異物 色						
A26	60c-2w	7.05	8.4304	8.2383	+	± 混黄
A27		7.10	8.4298	8.2521	±	+(n) 黄
A28		7.08	8.5538	8.3800	+	+(n) ↓
A29		7.06	8.5244	8.2580	+	+(n) ↓
A30		7.09	8.5115	8.3490	+	+(n) ↓
A31		7.07	8.5492	8.3785	+	+(n) ↓
A32		7.09	8.4060	8.2304	+	++(n) 混黄
A33		7.07	8.4759	8.2989	+	+(n) ↓
A34		7.11	8.4139	8.2293	+	+(n) ↓
A35		7.08	8.5592	8.3792	+	+(n) ↓
A26	50c-4w	7.06	8.4391	8.2927	+	± ↓
A27		7.11	8.4117	8.2453	+	++(n) 黄色
A28		7.10	8.5416	8.3799	+	+(n) ↓
A29		7.08	8.4606	8.2981	+	+(n) ↓
A30		7.09	8.4297	8.2654	+	+(n) ↓
A31		7.06	8.5642	8.4126	+	+(n) ↓
A32		7.10	8.3947	8.2328	++	++(n) 混黄
A33		7.12	8.4713	8.3270	+	± 黄
A34		7.11	8.4168	8.2699	+	++(n) 混黄
A35		7.14	8.5846	8.4266	+	+(n) 混黄

4/02 17:49
NO.92 PH 7.95
24.1°C

4/02 17:51
NO.93 PH 7.19
24.3°C

4/02 17:53
NO.94 PH 7.98
24.3°C

4/02 17:55
NO.95 PH 7.26
24.1°C

4/02 17:56
NO.96 PH 7.03
24.1°C

4/02 17:59
NO.97 PH 7.37
24.0°C

~~4/02 18:00~~
NO.98 PH 7.07
23.9°C

4/02 18:01
NO.99 PH 7.09
23.9°C

4/02 18:02
NO. 1 PH 7.07
23.9°C

4/02 18:04
NO. 2 PH 7.11
23.9°C

4/02 18:06
NO. 3 PH 7.03
23.6°C

4/02 18:07
NO. 4 PH 7.06
23.9°C

4/02 18:12
NO. 5 PH 7.11
24.2°C

4/02 18:14
NO. 6 PH 7.10
23.9°C

4/02 18:15
NO. 7 PH 7.08
23.9°C

4/02 18:16
NO. 8 PH 7.09
23.6°C

4/02 18:17
NO. 9 PH 7.06
23.9°C

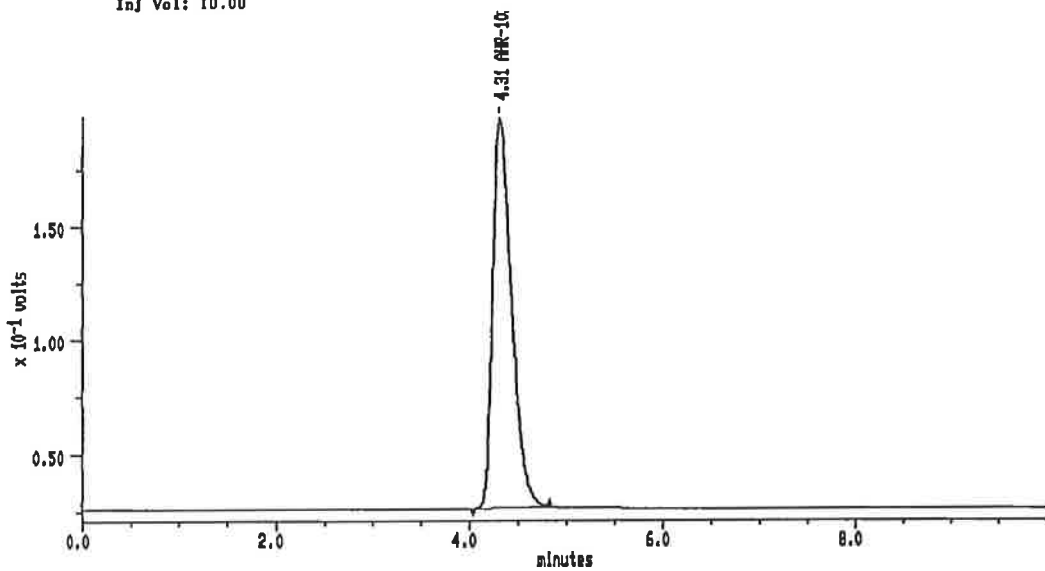
4/02 18:19
NO.10 PH 7.13
23.7°C

4/02 18:21
NO.11 PH 7.12
23.7°C

4/02 18:23
NO.12 PH 7.11
23.7°C

4/02 18:26
NO.13 PH 7.14
24.2°C

Sample: STDI Channel: detector 1 Filename: S2-01 Chart Speed: Full Size
 Acquired: 02-APR-101 20:31 Method: B:VAHRV1K13V60-2W Operator: S.S
 Inf Vol: 10.00



MAXIMA (c) 1990 Dynamic Solutions, Division of Millipore

MAXIMA 825 カスタムレポート

Printed: 2-APR-2001 20:41:47

SAMPLE: STDI

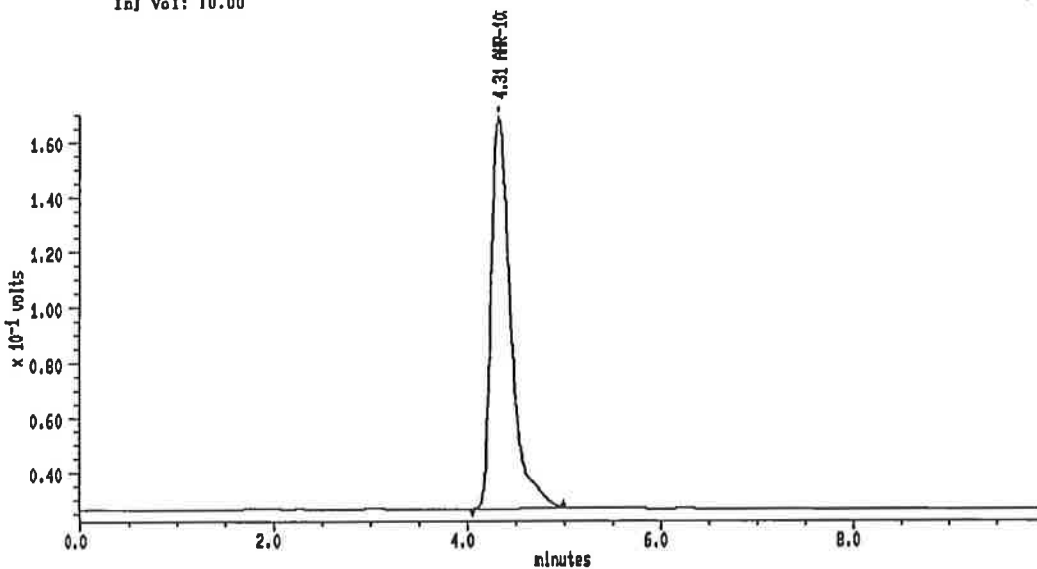
#1 In Method: AHR-10282B
 Acquired: 2-APR-2001 20:31
 Rate: 2.0 points/sec
 Duration: 10.000 minutes
 Operator: S.S

Type: UNKN
 Instrument: Instrument 1
 Filename: S2-01
 Index: 28
 Injection Volume: 10.0

DETECTOR: detector 1

PK#	Retention Time (minutes)	Type	Peak Area	Peak Height	Area Percent	Component Name
1	4.308	BB	2328333	170545	100.00	AHR-10282B
TOTAL			2328333	170545		

Sample: A26 80°C-2W Channel: detector 1 Filename: S2-02 Chart Speed: Full Size
 Acquired: 02-APR-101 20:42 Method: B:YAHRY1K13V80-2W Operator: S.S
 Inj Vol: 10.00



MAXIMA (c) 1990 Dynamic Solutions, Division of Millipore

MAXIMA 825 カスタムレポート

Printed: 2-APR-2001 20:53:06

SAMPLE: A26 80°C-2W

#2 in Method: **AHR-10282B**

Acquired: 2-APR-2001 20:42

Rate: 2.0 points/sec

Duration: 10.000 minutes

Operator: S.S

Type: UNKN

Instrument: Instrument 1

Filename: S2-02

Index: 27

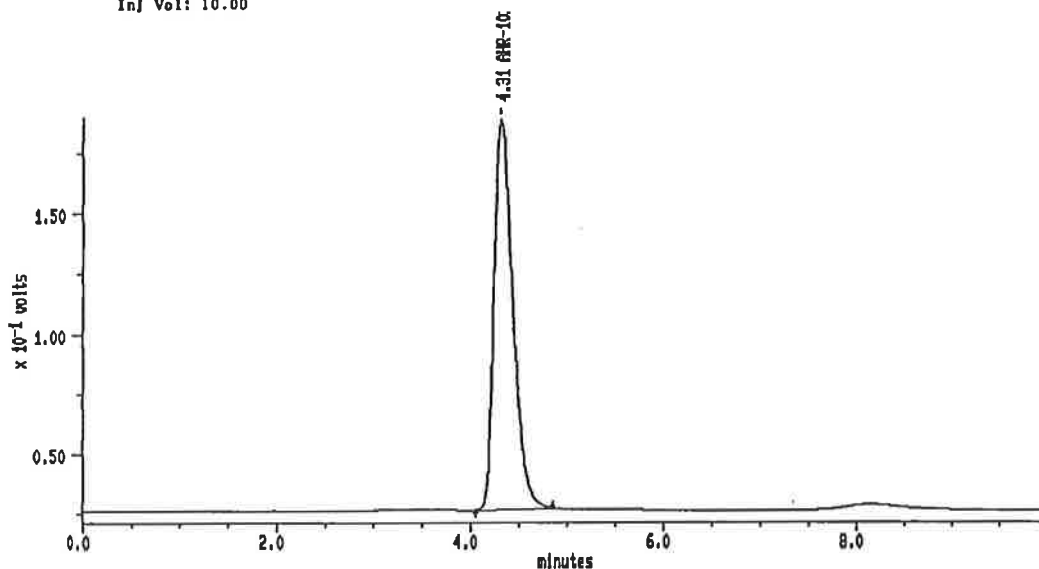
Injection Volume: 10.0

DETECTOR: detector 1

PK#	Retention Time (minutes)	Type	Peak Area	Peak Height	Area Percent	Component Name
1	4.308	BB	2032330	142218	100.00	AHR-10282B
TOTAL			2032330	142218		

4

Sample: A27 60°C-2W Channel: detector 1 Filename: S2-03 Chart Speed: Full Size
 Acquired: 02-APR-101 20:53 Method: B:VAHRV1K13V80-2W Operator: S.S
 Inj Vol: 10.00



MAXIMA (c) 1990 Dynamic Solutions, Division of Millipore

MAXIMA 825 カスタムレポート

Printed: 2-APR-2001 21:04:19

SAMPLE: A27 60°C-2W

#3 in Method: **AHR-10282B**

Acquired: 2-APR-2001 20:53

Rate: 2.0 points/sec

Duration: 10.000 minutes

Operator: S.S

Type: UNKN

Instrument: Instrument 1

Filename: S2-03

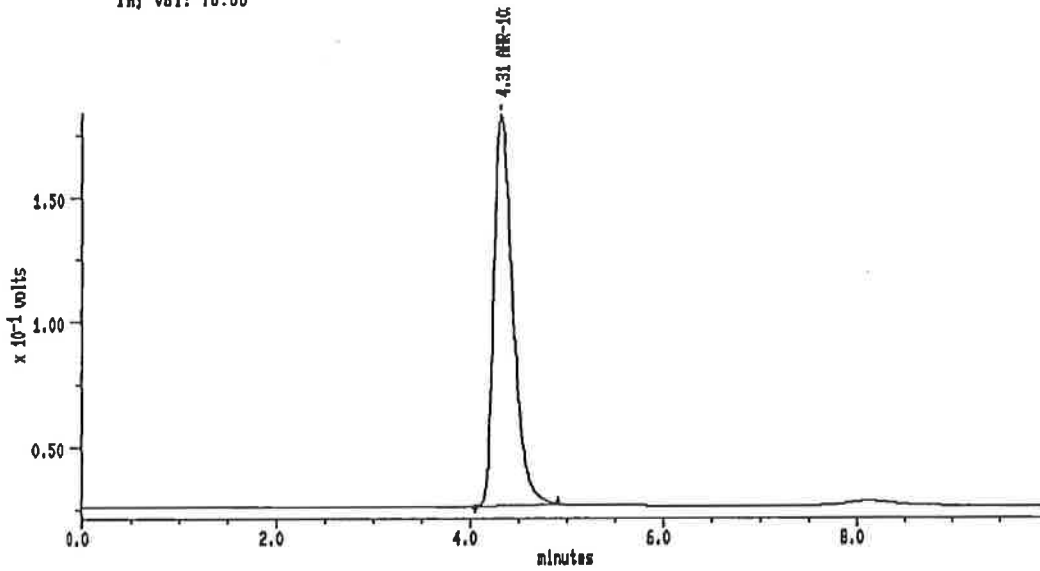
Index: 28

Injection Volume: 10.0

DETECTOR: detector 1

PK#	Retention Time (minutes)	Type	Peak Area	Peak Height	Area Percent	Component Name
1	4.308	BB	2214721	181818	100.00	AHR-10282B
TOTAL			2214721	181818		

Sample: A28 80°C-2W Channel: detector 1 Filename: S2-04 Chart Speed: Full Size
 Acquired: 02-APR-101 21:05 Method: B:YAHRY1K13Y80-2W Operator: S.S
 Inj Vol: 10.00



MAXIMA (c) 1990 Dynamic Solutions, Division of Millipore

MAXIMA 825 カスタムレポート

Printed: 2-APR-2001 21:16:36

SAMPLE: A28 80°C-2W

#4 In Method: **AHR-10282B**

Acquired: 2-APR-2001 21:05

Rate: 2.0 points/sec

Duration: 10.000 minutes

Operator: S.S

Type: UNKN

Instrument: Instrument 1

Filename: S2-04

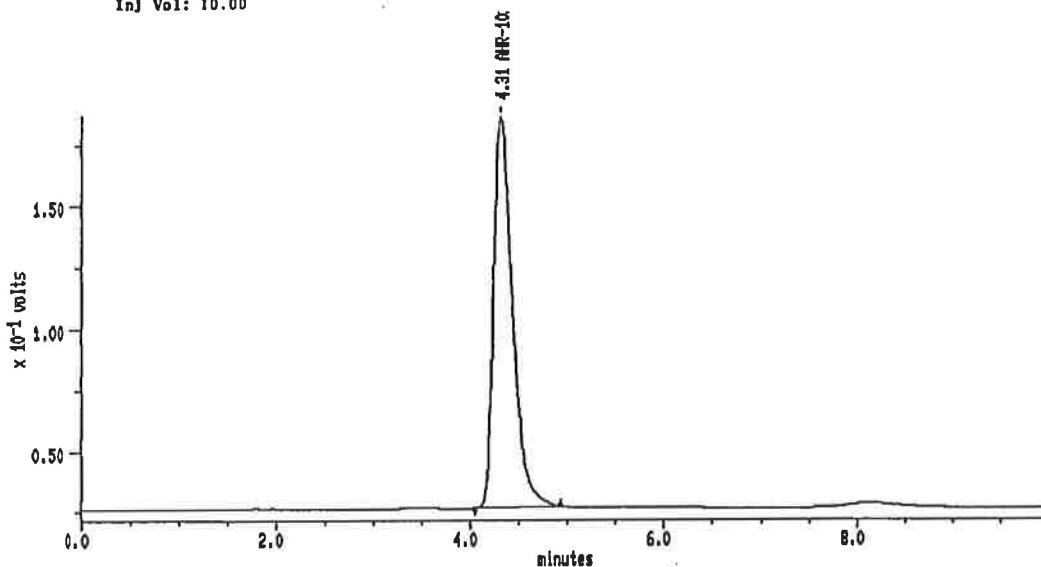
Index: 29

Injection Volume: 10.0

DETECTOR: detector 1

PK#	Retention Time (minutes)	Type	Peak Area	Peak Height	Area Percent	Component Name
1	4.308	BB	2158138	158277	100.00	AHR-10282B
TOTAL			2158138	158277		

Sample: A29 80°C-2W Channel: detector 1 Filename: S2-05 Chart Speed: Full Size
 Acquired: 02-APR-101 21:18 Method: B:VAHRV1K13V80-2W Operator: S.S
 Inj Vol: 10.00



MAXIMA (c) 1990 Dynamic Solutions, Division of Millipore

MAXIMA 825 カスタムレポート

Printed: 2-APR-2001 21:28:52

SAMPLE: A29 80°C-2W

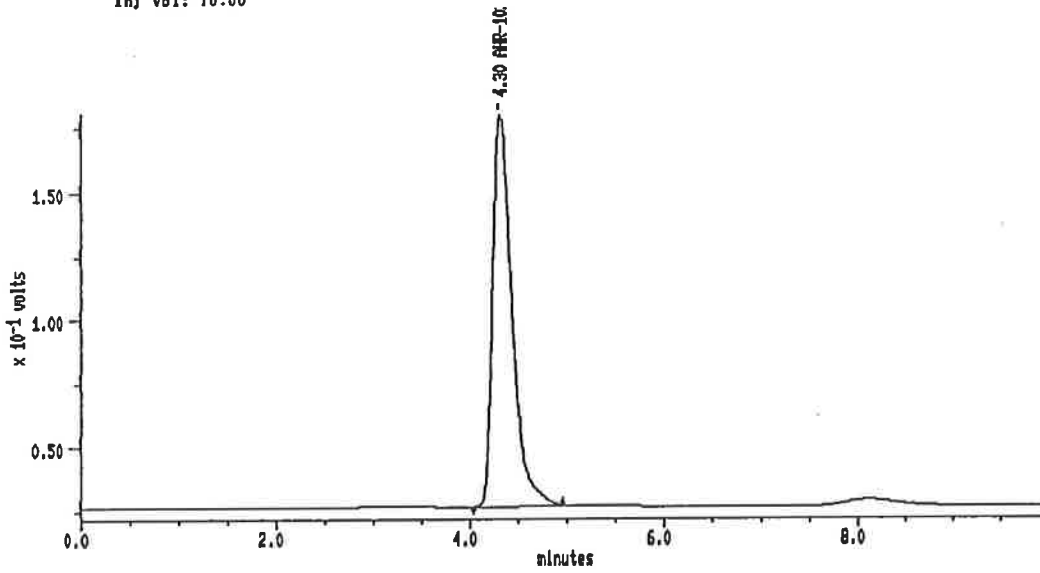
#5 In Method: **AHR-10282B**
 Acquired: 2-APR-2001 21:18
 Rate: 2.0 points/sec
 Duration: 10.000 minutes
 Operator: S.S

Type: UNKN
 Instrument: Instrument 1
 Filename: S2-05
 Index: 30
 Injection Volume: 10.0

DETECTOR: detector 1

PK#	Retention Time (minutes)	Type	Peak Area	Peak Height	Area Percent	Component Name
1	4.308	BB	2217340	159518	100.00	AHR-10282B
TOTAL			2217340	159518		

Sample: A30 80°C-2W Channel: detector 1 Filename: S2-08 Chart Speed: Full Size
 Acquired: 02-APR-10 21:27 Method: B:VAHRV1K13V60-2W Operator: S.S
 Inj Vol: 10.00



MAXIMA (c) 1990 Dynamic Solutions, Division of Millipore

MAXIMA 825 カスタムレポート

Printed: 2-APR-2001 21:38:10

SAMPLE: A30 80°C-2W

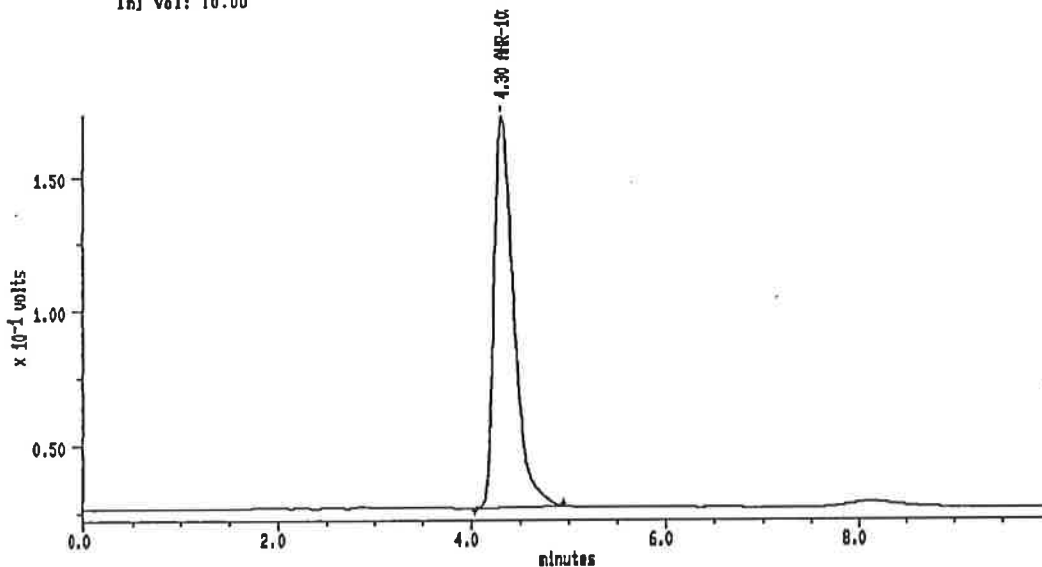
#0 In Method: **AHR-10282B**
 Acquired: 2-APR-2001 21:27
 Rate: 2.0 points/sec
 Duration: 10.000 minutes
 Operator: S.S

Type: UNKN
 Instrument: Instrument 1
 Filename: S2-08
 Index: 31
 Injection Volume: 10.0

DETECTOR: detector 1

PK#	Retention Time (minutes)	Type	Peak Area	Peak Height	Area Percent	Component Name
1	4.300	BB	2142178	152831	100.00	AHR-10282B
TOTAL			2142178	152831		

Sample: A31 60°C-2W Channel: detector 1 Filename: S2-07 Chart Speed: Full Size
 Acquired: 02-APR-101 21:38 Method: B:YHRV1K13V60-2W Operator: S.S
 Inj Vol: 10.00



MAXIMA (c) 1990 Dynamic Solutions, Division of Millipore

MAXIMA 825 カスタムレポート

Printed: 2-APR-2001 21:49:28

SAMPLE: A31 60°C-2W

#7 In Method: **AHR-10282B**

Acquired: 2-APR-2001 21:38

Rate: 2.0 points/sec

Duration: 10.000 minutes

Operator: S.S

Type: UNKN

Instrument: Instrument 1

Filename: S2-07

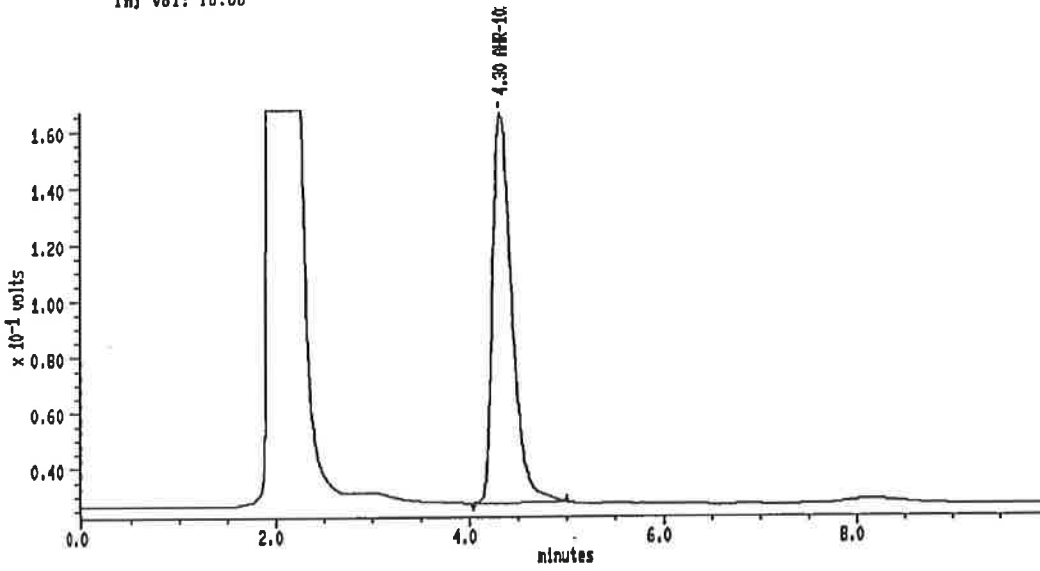
Index: 32

Injection Volume: 10.0

DETECTOR: detector 1

PK#	Retention Time (minutes)	Type	Peak Area	Peak Height	Area Percent	Component Name
1	4.300	BB	2041719	145531	100.00	AHR-10282B
TOTAL			2041719	145531		

Sample: A32 80°C-2W Channel: detector 1 Filename: S2-08 Chart Speed: Full Size
 Acquired: 02-APR-101 21:50 Method: B:VAHRV1K13Y60-2W Operator: S.S
 Inj Vol: 10.00



MAXIMA (c) 1990 Dynamic Solutions, Division of Millipore

MAXIMA 825 カスタムレポート

Printed: 2-APR-2001 22:00:43

SAMPLE: A32 60°C-2W

#8 In Method: AHR-10282B

Acquired: 2-APR-2001 21:50

Rate: 2.0 points/sec

Duration: 10.000 minutes

Operator: S.S

Type: UNKN

Instrument: Instrument 1

Filename: S2-08

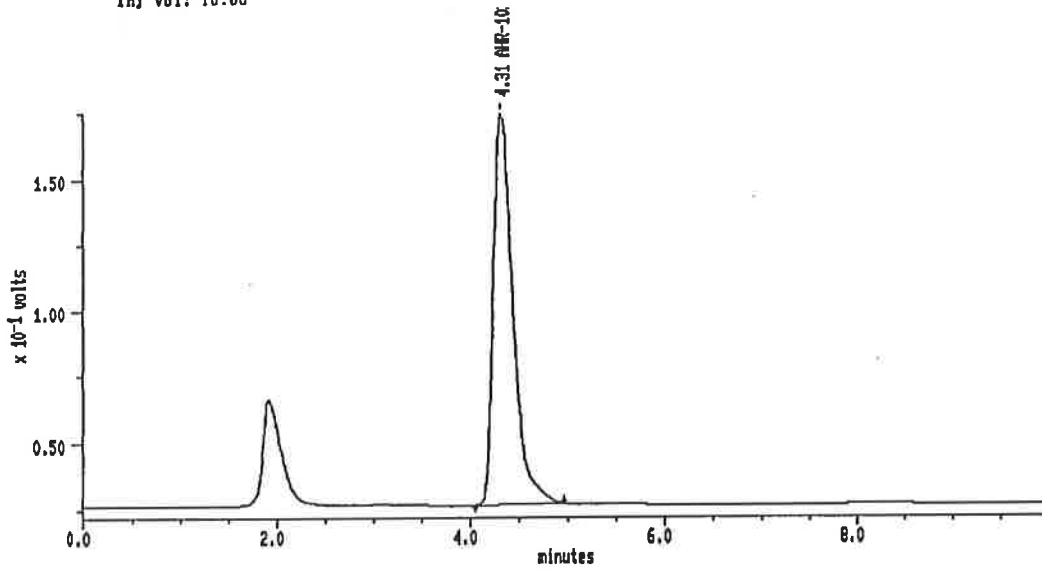
Index: 33

Injection Volume: 10.0

DETECTOR: detector 1

PK#	Retention Time (minutes)	Type	Peak Area	Peak Height	Area Percent	Component Name
1	4.300	BB	1930389	138435	100.00	AHR-10282B
TOTAL			1930389	138435		

Sample: A33 60°C-2W Channel: detector 1 Filename: S2-09 Chart Speed: Full Size
 Acquired: 02-APR-101 22:01 Method: B:VAHRV1K13Y60-2W Operator: S.S
 Inj Vol: 10.00



MAXIMA (c) 1990 Dynamic Solutions, Division of Millipore

MAXIMA 825 カスタムレポート

Printed: 2-APR-2001 22:11:59

SAMPLE: A33 60°C-2W

#9 In Method: **AHR-10282B**

Acquired: 2-APR-2001 22:01

Rate: 2.0 points/sec

Duration: 10.000 minutes

Operator: S.S

Type: UNKN

Instrument: Instrument 1

Filename: S2-09

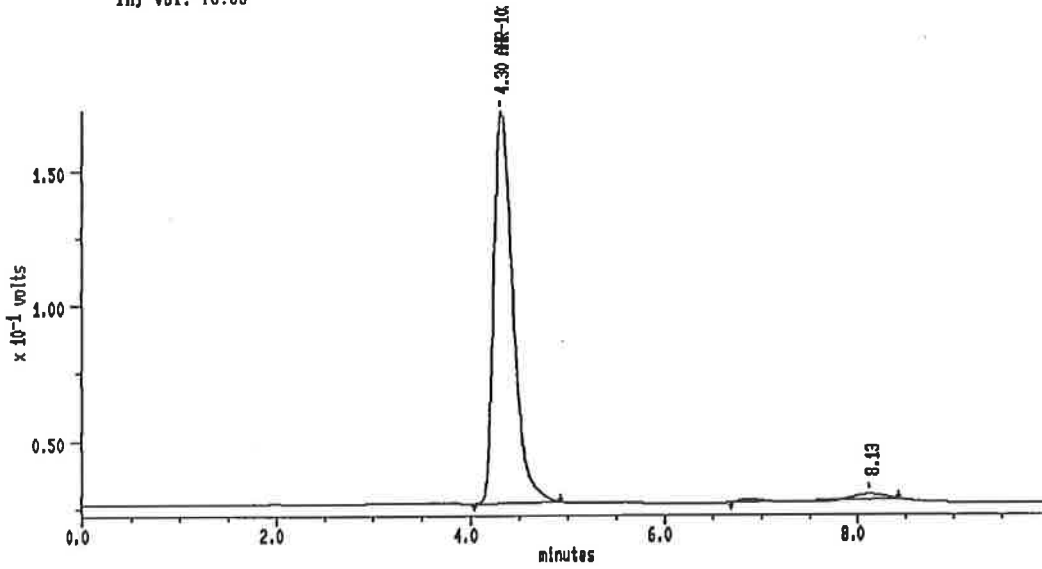
Index: 34

Injection Volume: 10.0

DETECTOR: detector 1

PK#	Retention Time (minutes)	Type	Peak Area	Peak Height	Area Percent	Component Name
1	4.308	BB	2070437	147508	100.00	AHR-10282B
TOTAL			2070437	147508		

Sample: A34 60°C-2W Channel: detector 1 Filename: S2-10 Chart Speed: Full Size
 Acquired: 02-APR-101 22:12 Method: B:VAHRWIK13V80-2W Operator: S.S
 Inj Vol: 10.00



MAXIMA (c) 1990 Dynamic Solutions, Division of Millipore

MAXIMA 825 カスタムレポート

Printed: 2-APR-2001 22:23:18

SAMPLE: A34 60°C-2W

#10 In Method: AHR-10282B

Acquired: 2-APR-2001 22:12

Rate: 2.0 points/sec

Duration: 10.000 minutes

Operator: S.S

Type: UNKN

Instrument: Instrument 1

Filename: S2-10

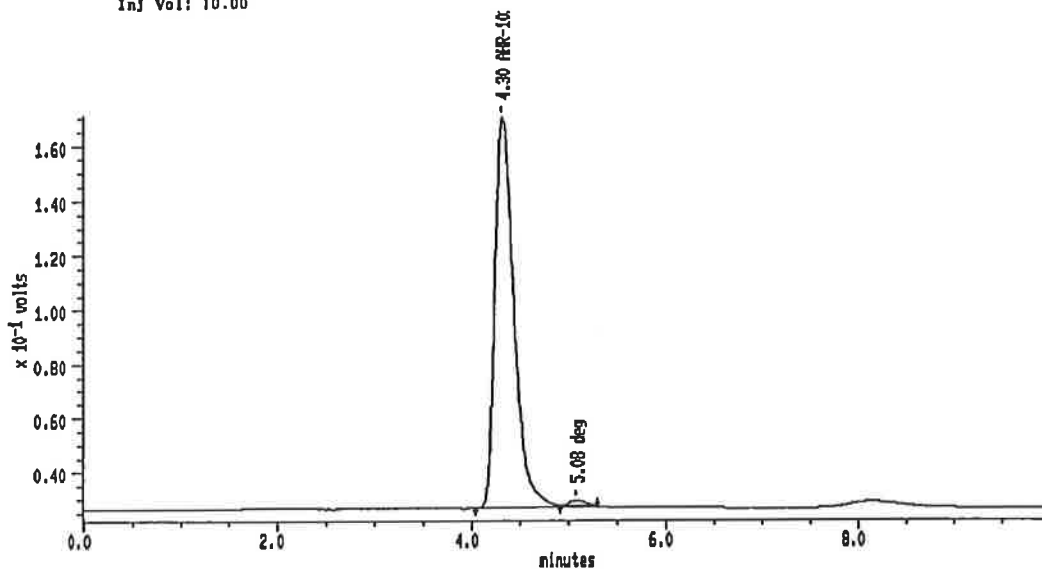
Index: 36

Injection Volume: 10.0

DETECTOR: detector 1

PK#	Retention Time (minutes)	Type	Peak Area	Peak Height	Area Percent	Component Name
1	4.300	BB	2010017	145053	100.00	AHR-10282B
TOTAL			2010017	145053		

Sample: A35 60° C-2W Channel: detector 1 Filename: S2-11 Chart Speed: Full Size
 Acquired: 02-APR-101 22:24 Method: B:VAHRV1K13V80-2W Operator: S.S
 Inj Vol: 10.00



MAXIMA (c) 1990 Dynamic Solutions, Division of Millipore

MAXIMA 825 カスタムレポート

Printed: 2-APR-2001 22:34:32

SAMPLE: A35 60° C-2W

#11 in Method: AHR-10282B

Acquired: 2-APR-2001 22:24

Rate: 2.0 points/sec

Duration: 10.000 minutes

Operator: S.S

Type: UNKN

Instrument: Instrument 1

Filename: S2-11

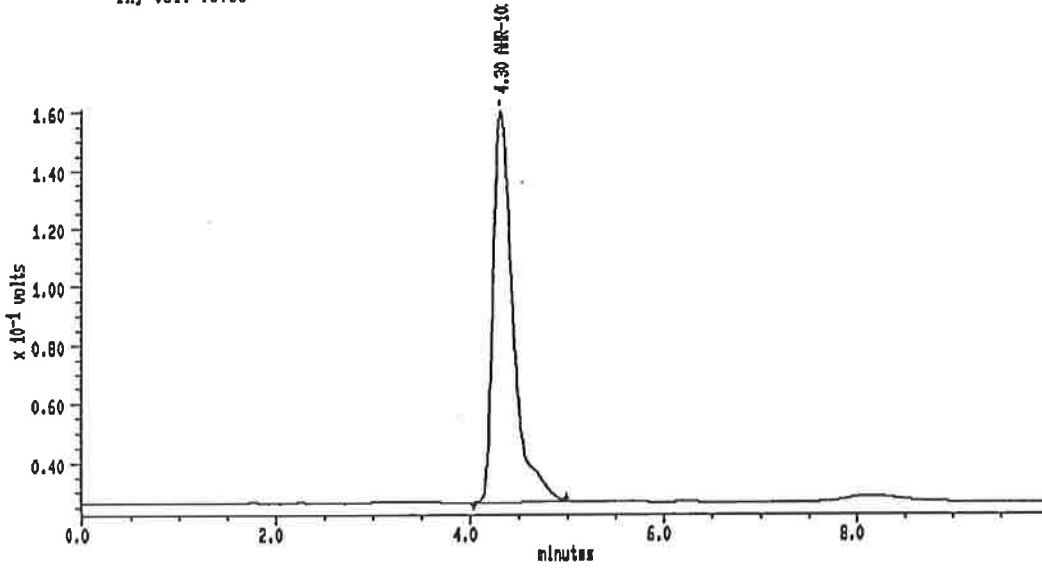
Index: 38

Injection Volume: 10.0

DETECTOR: detector 1

PK#	Retention Time (minutes)	Type	Peak Area	Peak Height	Area Percent	Component Name
1	4.300	BB	1990944	143218	98.91	AHR-10282B
2	5.075	SS	21895	1873	1.09	deg
TOTAL			2012839	145090		

Sample: A26 50°C-4W Channel: detector 1 Filename: S2-12 Chart Speed: Full Size
 Acquired: 02-APR-101 22:35 Method: B:VAHRYIK13Y60-2W Operator: S.S
 Inf Vol: 10.00



MAXIMA (c) 1990 Dynamic Solutions, Division of Millipore

MAXIMA 825 カスタムレポート

Printed: 2-APR-2001 22:45:49

SAMPLE: A26 50°C-4W

#12 in Method: **AHR-10282B**

Acquired: 2-APR-2001 22:35

Rate: 2.0 points/sec

Duration: 10.000 minutes

Operator: S.S

Type: UNKN

Instrument: Instrument 1

Filename: S2-12

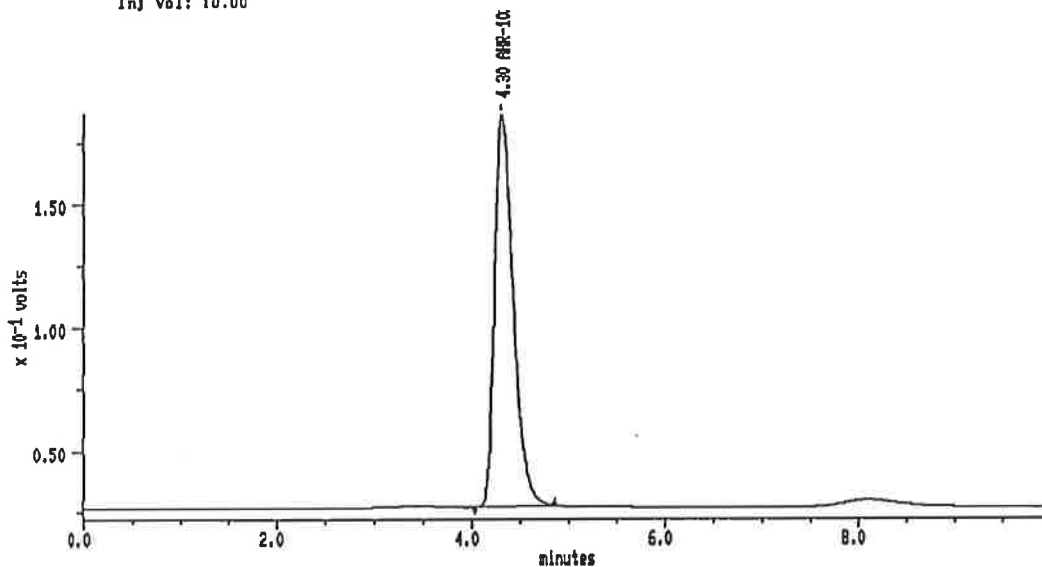
Index: 37

Injection Volume: 10.0

DETECTOR: detector 1

PK#	Retention Time (minutes)	Type	Peak Area	Peak Height	Area Percent	Component Name
1	4.300	BB	1918768	133305	100.00	AHR-10282B
TOTAL			1918768	133305		

Sample: A27 50°C-4W Channel: detector 1 Filename: S2-13 Chart Speed: Full Size
 Acquired: 02-APR-101 22:46 Method: B:VAHRVIK13V80-2W Operator: S.S
 Inj Vol: 10.00



MAXIMA (c) 1990 Dynamic Solutions, Division of Millipore

MAXIMA 825 カスタムレポート

Printed: 2-APR-2001 22:57:05

SAMPLE: A27 50°C-4W

#13 In Method: **AHR-10282B**

Acquired: 2-APR-2001 22:46

Rate: 2.0 points/sec

Duration: 10.000 minutes

Operator: S.S

Type: UNKN

Instrument: Instrument 1

Filename: S2-13

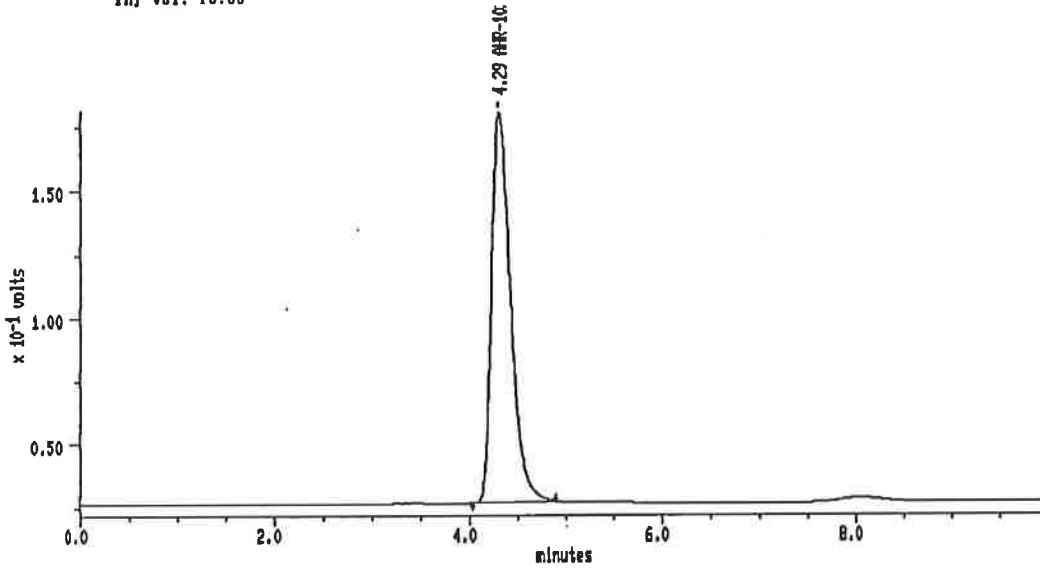
Index: 38

Injection Volume: 10.0

DETECTOR: detector 1

PK#	Retention Time (minutes)	Type	Peak Area	Peak Height	Area Percent	Component Name
1	4.300	BB	2178249	159480	100.00	AHR-10282B
TOTAL			2178249	159480		

Sample: A28 50°C-4W Channel: detector 1 Filename: S2-14 Chart Speed: Full Size
 Acquired: 02-APR-101 22:57 Method: B:VAHRV1K13V80-2W Operator: S.S
 Inj Vol: 10.00



MAXIMA (c) 1990 Dynamic Solutions, Division of Millipore

MAXIMA 825 カスタムレポート

Printed: 2-APR-2001 23:08:23

SAMPLE: A28 50°C-4W

#14 in Method: **AHR-10282B**

Acquired: 2-APR-2001 22:57

Rate: 2.0 points/sec

Duration: 10.000 minutes

Operator: S.S

Type: UNKN

Instrument: Instrument 1

Filename: S2-14

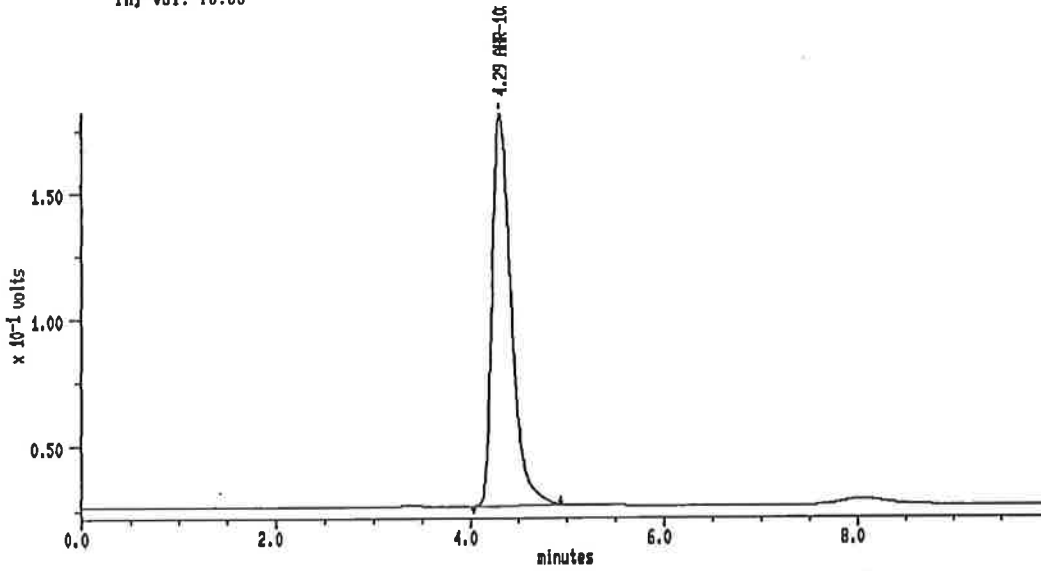
Index: 39

Injection Volume: 10.0

DETECTOR: detector 1

PK#	Retention Time (minutes)	Type	Peak Area	Peak Height	Area Percent	Component Name
1	4.292	BB	2105338	153386	100.00	AHR-10282B
TOTAL			2105338	153386		

Sample: A29 60°C-4W Channel: detector 1 Filename: S2-15 Chart Speed: Full Size
 Acquired: 02-APR-101 23:09 Method: B:YAHRV1K13Y80-2W Operator: S.S
 Inj Vol: 10.00



MAXIMA (c) 1990 Dynamic Solutions, Division of Millipore

MAXIMA 825 カスタムレポート

Printed: 2-APR-2001 23:19:39

SAMPLE: A29 60°C-4W

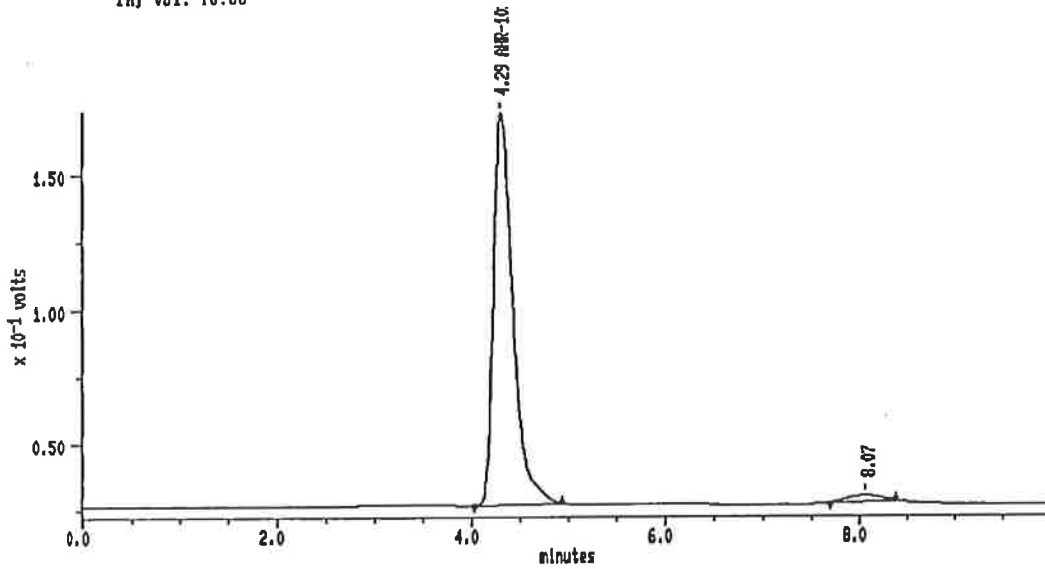
#15 in Method: **AHR-10282B**
 Acquired: 2-APR-2001 23:09
 Rate: 2.0 points/sec
 Duration: 10.000 minutes
 Operator: S.S

Type: UNKN
 Instrument: Instrument 1
 Filename: S2-15
 Index: 40
 Injection Volume: 10.0

DETECTOR: detector 1

PK#	Retention Time (minutes)	Type	Peak Area	Peak Height	Area Percent	Component Name
1	4.292	BB	2137432	164351	100.00	AHR-10282B
TOTAL			2137432	164351		

Sample: A30 50°C-4W Channel: detector 1 Filename: S2-16 Chart Speed: Full Size
 Acquired: 02-APR-101 23:20 Method: B:VAHRV1K13V80-2W Operator: S.S
 Inj Vol: 10.00



MAXIMA (c) 1990 Dynamic Solutions, Division of Millipore

MAXIMA 825 カスタムレポート

Printed: 2-APR-2001 23:30:56

SAMPLE: A30 50°C-4W

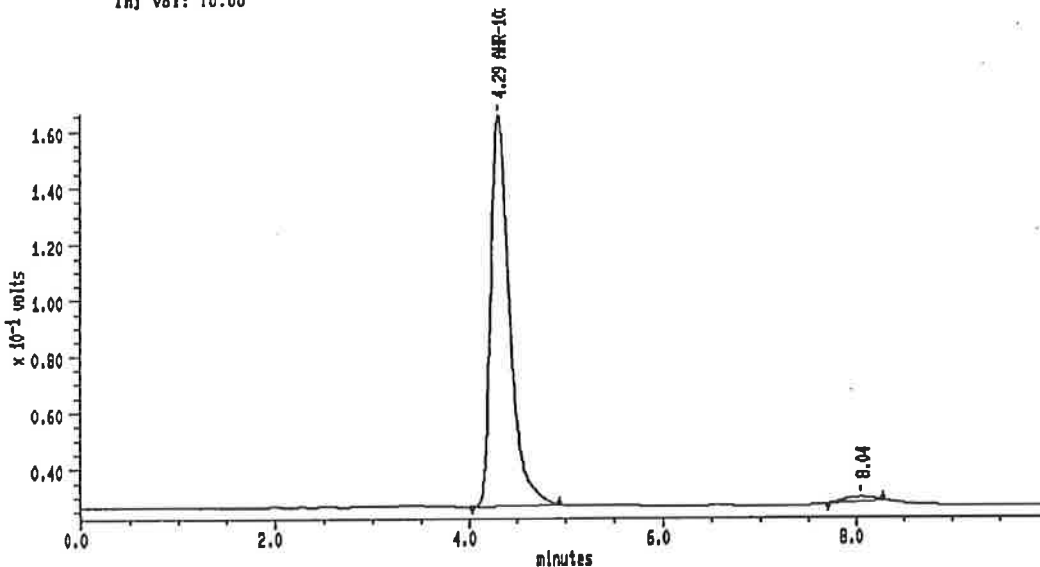
#18 In Method: **AHR-10282B**
 Acquired: 2-APR-2001 23:20
 Rate: 2.0 points/sec
 Duration: 10.000 minutes
 Operator: S.S

Type: UNKN
 Instrument: Instrument 1
 Filename: S2-16
 Index: 41
 Injection Volume: 10.0

DETECTOR: detector 1

PK#	Retention Time (minutes)	Type	Peak Area	Peak Height	Area Percent	Component Name
1	4.292	BB	2043998	148010	100.00	AHR-10282B
TOTAL			2043998	148010		

Sample: A31 50°C-4W Channel: detector 1 Filename: S2-17 Chart Speed: Full Size
 Acquired: 02-APR-101 23:31 Method: B:VAHRV1K13Y60-2W Operator: S.S
 Inj Vol: 10.00



MAXIMA (c) 1990 Dynamic Solutions, Division of Millipore

MAXIMA 825 カスタムレポート

Printed: 2-APR-2001 23:42:13

SAMPLE: A31 50°C-4W

#17 In Method: **AHR-10282B**

Acquired: 2-APR-2001 23:31

Rate: 2.0 points/sec

Duration: 10.000 minutes

Operator: S.S

Type: UNKN

Instrument: Instrument 1

Filename: S2-17

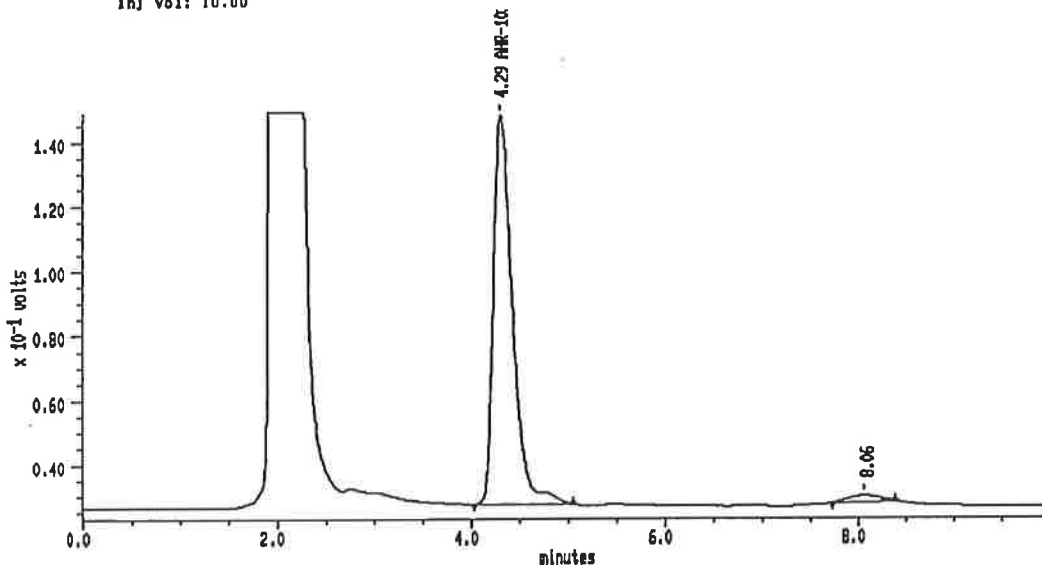
Index: 42

Injection Volume: 10.0

DETECTOR: detector 1

PK#	Retention Time (minutes)	Type	Peak Area	Peak Height	Area Percent	Component Name
1	4.292	BB	1933544	138348	100.00	AHR-10282B
TOTAL			1933544	138348		

Sample: A32 60°C-4W Channel: detector 1 Filename: S2-18 Chart Speed: Full Size
 Acquired: 02-APR-101 23:43 Method: B:VAHRV1K13V80-2W Operator: S.S
 Inj Vol: 10.00



MAXIMA (c) 1990 Dynamic Solutions, Division of Millipore

MAXIMA 825 カスタムレポート

Printed: 2-APR-2001 23:53:30

SAMPLE: A32 60°C-4W

#18 In Method: AHR-10282B

Acquired: 2-APR-2001 23:43

Rate: 2.0 points/sec

Duration: 10.000 minutes

Operator: S.S

Type: UNKN

Instrument: Instrument 1

Filename: S2-18

Index: 43

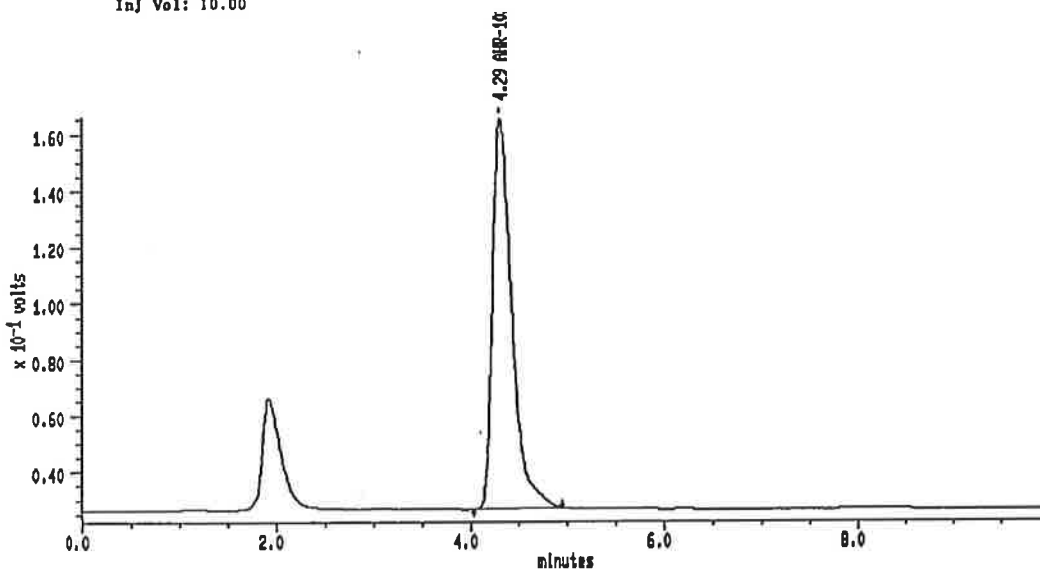
Injection Volume: 10.0

Amount: 0.000

DETECTOR: detector 1

PK#	Retention Time (minutes)	Type	Peak Area	Peak Height	Area Percent	Component Name
1	4.292	BB	1892208	120875	100.00	AHR-10282B
TOTAL			1892208	120875		

Sample: A33 50°C-4W Channel: detector 1 Filename: S2-19 Chart Speed: Full Size
 Acquired: 02-APR-10 23:54 Method: B:VAHRVIK13V80-2W Operator: S.S
 Inj Vol: 10.00



MAXIMA (c) 1990 Dynamic Solutions, Division of Millipore

MAXIMA 825 カスタムレポート

Printed: 3-APR-2001 0:04:47

SAMPLE: A33 50°C-4W

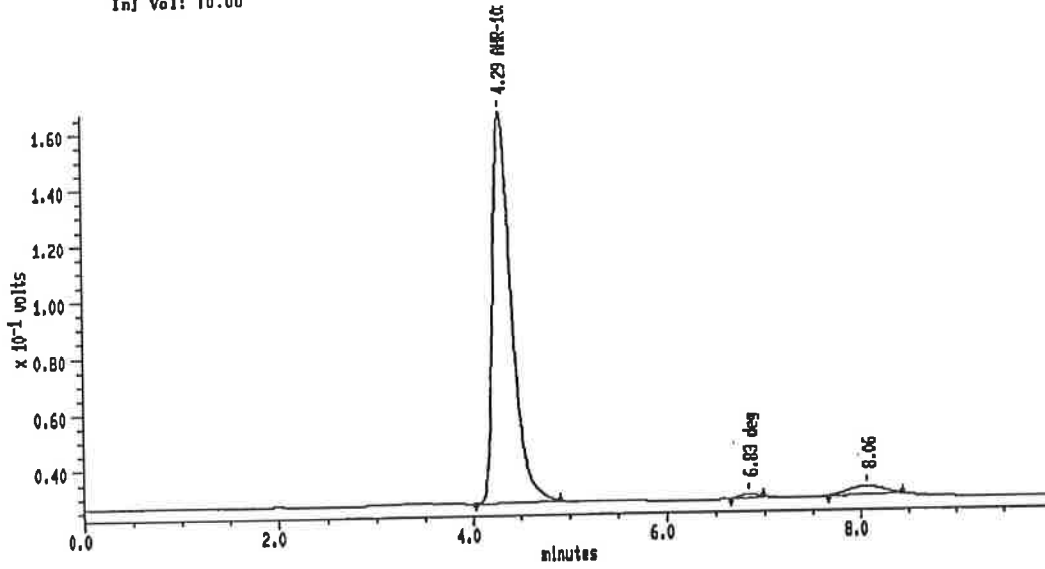
#19 In Method: **AHR-10282B**
 Acquired: 2-APR-2001 23:54
 Rate: 2.0 points/sec
 Duration: 10.000 minutes
 Operator: S.S

Type: UNKN
 Instrument: Instrument 1
 Filename: S2-19
 Index: 44
 Injection Volume: 10.0

DETECTOR: detector 1

PK#	Retention Time (minutes)	Type	Peak Area	Peak Height	Area Percent	Component Name
1	4.292	BB	1942783	138393	100.00	AHR-10282B
TOTAL			1942783	138393		

Sample: A34 50°C-4W Channel: detector 1 Filename: S2-20 Chart Speed: Full Size
 Acquired: 03-APR-101 0:05 Method: B:VAHRV1K13Y80-2W Operator: S.S
 Inj Vol: 10.00



MAXIMA (c) 1990 Dynamic Solutions, Division of Millipore

MAXIMA 825 カスタムレポート

Printed: 3-APR-2001 0:18:04

SAMPLE: A34 50°C-4W

#20 in Method: AHR-10282B

Acquired: 3-APR-2001 0:05

Rate: 2.0 points/sec

Duration: 10.000 minutes

Operator: S.S

Type: UNKN

Instrument: Instrument 1

Filename: S2-20

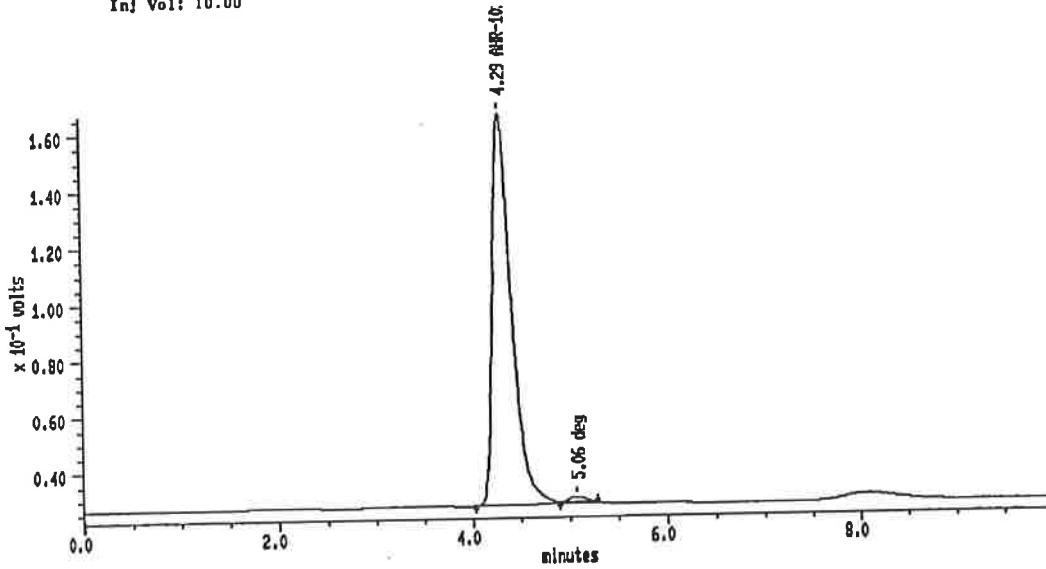
Index: 45

Injection Volume: 10.0

DETECTOR: detector 1

PK#	Retention Time (minutes)	Type	Peak Area	Peak Height	Area Percent	Component Name
1	4.292	BB	1822389	139186	99.18	AHR-10282B
2	6.833	BB	16859	1272	0.82	deg
TOTAL			1838228	140457		

Sample: A35 60°C-4W Channel: detector 1 Filename: S2-21 Chart Speed: Full Size
 Acquired: 03-APR-101 0:16 Method: B:VAHRV1K13V60-2W Operator: S.S
 Inj Vol: 10.00



MAXIMA (c) 1990 Dynamic Solutions, Division of Millipore

MAXIMA 825 カスタムレポート

Printed: 3-APR-2001 0:27:21

SAMPLE: A35 60°C-4W

#21 in Method: AHR-10282B

Acquired: 3-APR-2001 0:16

Rate: 2.0 points/sec

Duration: 10.000 minutes

Operator: S.S

Type: UNKN

Instrument: Instrument 1

Filename: S2-21

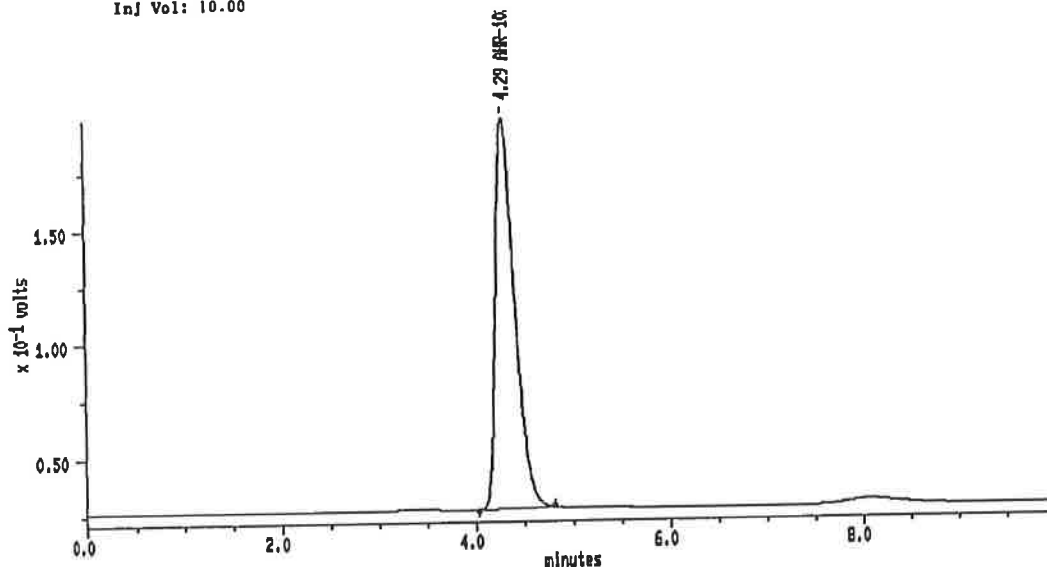
Index: 48

Injection Volume: 10.0

DETECTOR: detector 1

PK#	Retention Time (minutes)	Type	Peak Area	Peak Height	Area Percent	Component Name
1	4.292	BB	1927309	138886	98.83	AHR-10282B
2	6.058	SS	22848	1949	1.17	deg
TOTAL			1950157	140835		

Sample: STD2 Channel: detector 1 Filename: S2-22 Chart Speed: Full Size
 Acquired: 03-APR-01 0:28 Method: B:VAHRV1K13Y00-2W Operator: S.S
 Inj Vol: 10.00



MAXIMA (c) 1990 Dynamic Solutions, Division of Millipore

MAXIMA 825 カスタムレポート

Printed: 3-APR-2001 0:38:50

SAMPLE: STD2

#22 in Method: AHR-10282B
 Acquired: 3-APR-2001 0:28
 Rate: 2.0 points/sec
 Duration: 10.000 minutes
 Operator: S.S

Type: UNKN
 Instrument: Instrument 1
 Filename: S2-22
 Index: 47
 Injection Volume: 10.0

DETECTOR: detector 1

PK#	Retention Time (minutes)	Type	Peak Area	Peak Height	Area Percent	Component Name
1	4.292	BB	2321811	170812	100.00	AHR-10282B
TOTAL			2321811	170812		

24

4/02 17:49
NO.92 PH 7.05
24.1°C

4/02 17:51
NO.93 PH 7.10
24.3°C

4/02 17:53
NO.94 PH 7.08
24.3°C

4/02 17:55
NO.95 PH 7.06
24.1°C

4/02 17:56
NO.96 PH 7.09
24.1°C

4/02 17:59
NO.97 PH 7.07
24.0°C

~~4/02 18:00~~
~~NO.98 PH 7.07~~
~~23.9°C~~

4/02 18:01
NO.99 PH 7.09
23.9°C

4/02 18:02
NO. 1 PH 7.07
23.9°C

4/02 18:04
NO. 2 PH 7.11
23.9°C

4/02 18:06
NO. 3 PH 7.03
23.6°C

4/02 18:07
NO. 4 PH 7.06
23.9°C

4/02 18:12
NO. 5 PH 7.11
24.2°C

4/02 18:14
NO. 6 PH 7.10
23.9°C

4/02 18:15
NO. 7 PH 7.08
23.8°C

4/02 18:16
NO. 8 PH 7.09
23.6°C

4/02 18:17
NO. 9 PH 7.06
23.6°C

4/02 18:19
NO.10 PH 7.10
23.7°C

4/02 18:21
NO.11 PH 7.12
23.7°C

4/02 18:23
NO.12 PH 7.11
23.7°C

4/02 18:26
NO.13 PH 7.14
24.2°C

P2000B177 Lot No. 01K131 60C-2W

本生データは経時的な劣化のおそれがあるため、複写しました。
従って、原本と相違ありません。

'05.05.06 澤 嗣郎

プロナック点眼液の安定性試験
Lot No.01K131

試験コード: P2000B177
試験実施者: 澤 嗣郎
試験実施日: 2001年03月23日

	ID	Chromato No	Peak Area	Conc. (mg/mL)	Remaining (%)	Water Collec(%)	Initial	present	
STD	1	V2-01	2290068						
STD	2	V2-22	2319969						
STD	mean		2305019	0.9975					
A-26	70°C-2W	V2-02	2063024	0.8928	89.24	82.40	7.67	8.4915	8.1202
A-27	70°C-2W	V2-03	2247015	0.9724	98.54	90.69	7.97	8.3951	8.0171
A-28	70°C-2W	V2-04	2213332	0.9578	96.54	89.01	7.80	8.5470	8.1654
A-29	70°C-2W	V2-05	2240698	0.9697	93.85	84.93	9.50	8.4962	8.0358
A-30	70°C-2W	V2-06	2175407	0.9414	92.78	83.08	10.46	8.4388	7.9380
A-31	70°C-2W	V2-07	2034107	0.8803	86.69	79.82	7.92	8.4972	8.1133
A-32	70°C-2W	V2-08	1626465	0.7039	66.90	61.18	8.55	8.4194	8.0117
A-33	70°C-2W	V2-09	2080969	0.9005	89.84	82.51	8.16	8.4396	8.0487
A-34	70°C-2W	V2-10	2003119	0.8669	86.41	79.60	7.88	8.4808	8.1003
A-35	70°C-2W	V2-11	1915502	0.8289	82.00	75.89	7.45	8.5033	8.1417
A-26	60°C-4W	V2-12	1854161	0.8024	80.21	74.86	6.67	8.4743	8.1527
A-27	60°C-4W	V2-13	2194535	0.9497	96.24	89.64	6.86	8.4358	8.1075
A-28	60°C-4W	V2-14	2111436	0.9137	92.10	85.96	6.67	8.5133	8.1889
A-29	60°C-4W	V2-15	2112402	0.9141	88.47	82.01	7.30	8.4560	8.1051
A-30	60°C-4W	V2-16	2040435	0.8830	87.02	80.71	7.25	8.4431	8.0958
A-31	60°C-4W	V2-17	1869891	0.8092	79.68	74.12	6.98	8.6017	8.2564
A-32	60°C-4W	V2-18	1243872	0.5383	51.16	47.37	7.41	8.4342	8.0797
A-33	60°C-4W	V2-19	1905780	0.8247	82.28	76.82	6.63	8.4998	8.1784
A-34	60°C-4W	V2-20	1850867	0.8010	79.84	74.04	7.26	8.4355	8.0883
A-35	60°C-4W	V2-21	1813088	0.7846	77.62	72.33	6.81	8.6422	8.3022

計算に必要なデータを記載するため再結果した。
10.5.05.06 澤 嗣郎

1/24

3/23 17:07
NO.65 PH 6.89
25.2°C

3/23 17:08
NO.66 PH 7.09
25.6°C

3/23 17:09
NO.67 PH 7.99
25.7°C

3/23 17:10
NO.68 PH 6.96
25.7°C

3/23 17:11
NO.69 PH 7.89
25.7°C

3/23 17:12
NO.70 PH 6.93
25.7°C

3/23 17:14
NO.71 PH 7.03
25.6°C

3/23 17:16
NO.72 PH 6.99
25.6°C

3/23 17:17
NO.73 PH 6.95
25.6°C

3/23 17:18
NO.74 PH 7.03
25.7°C

3/23 17:20
NO.75 PH 7.08
25.8°C

3/23 17:22
NO.76 PH 6.99
25.9°C

3/23 17:23
NO.77 PH 6.96
26.0°C

3/23 17:24
NO.78 PH 6.94
25.8°C

3/23 17:24
NO.79 PH 6.96
25.9°C

3/23 17:25
NO.80 PH 6.93
25.8°C

3/23 17:28
NO.81 PH 7.31
25.9°C

3/23 17:29
NO.82 PH 7.89
25.9°C

3/23 17:31
NO.83 PH 7.92
26.0°C

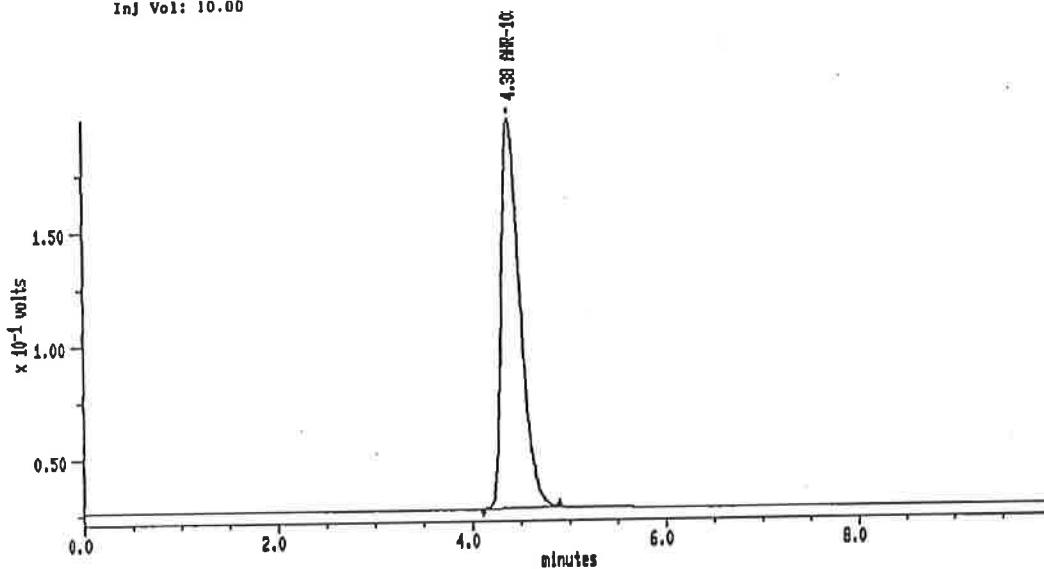
3/23 17:31
NO.84 PH 7.04
25.8°C

Sample: STD1
Acquired: 23-MAR-101 21:48
Inj Vol: 10.00

Channel: detector 1
Method: B:VAHRV1K13V70-2W

Filename: V2-01

Chart Speed: Full Size
Operator: S.S



MAXIMA (c)1990 Dynamic Solutions, Division of Millipore

MAXIMA 825 カスタムレポート

Printed: 28-MAR-2001 12:08:21

SAMPLE: STD1

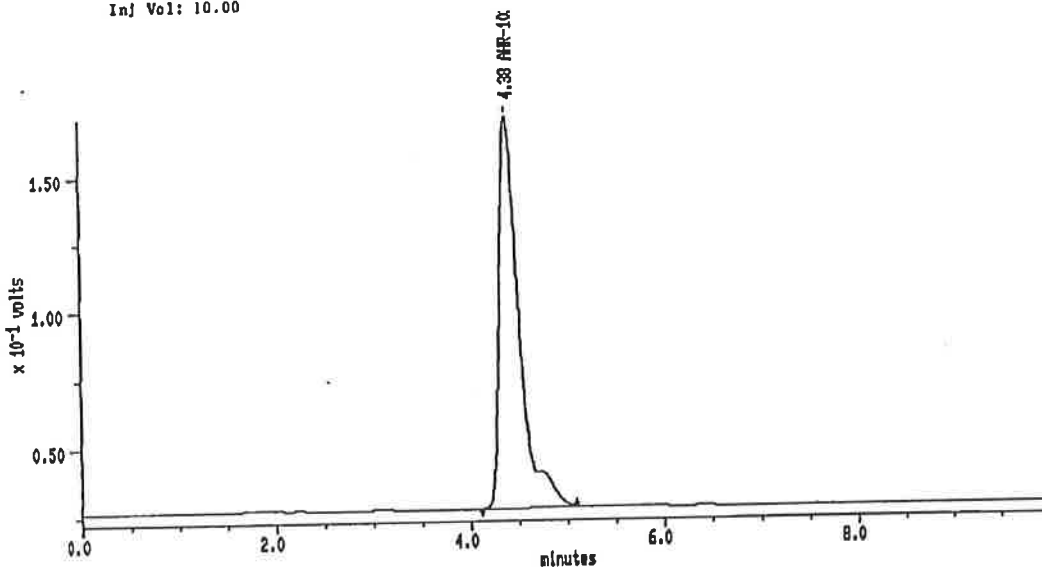
#1 in Method: AHR-10282B
Acquired: 23-MAR-2001 21:48
Rate: 2.0 points/sec
Duration: 10.000 minutes
Operator: S.S

Type: UNKN
Instrument: Instrument 1
Filename: V2-01
Index: 28
Injection Volume: 10.0

DETECTOR: detector 1

PK#	Retention Time (minutes)	Type	Peak Area	Peak Height	Area Percent	Component Name
1	4.383	BB	2290088	171093	100.00	AHR-10282B
TOTAL			2290088	171093		

Sample: A28 70°C-2W Channel: detector 1 Filename: V2-02 Chart Speed: Full Size
 Acquired: 23-MAR-101 21:59 Method: B:VAHRV1K13V70-2W Operator: S.S
 Inj Vol: 10.00



MAXIMA (c) 1990 Dynamic Solutions, Division of Millipore

MAXIMA 825 カスタムレポート

Printed: 28-MAR-2001 12:08:51

SAMPLE: A28 70°C-2W

#2 in Method: **AHR-10282B**

Acquired: 23-MAR-2001 21:59

Rate: 2.0 points/sec

Duration: 10.000 minutes

Operator: S.S

Type: UNKN

Instrument: Instrument 1

Filename: V2-02

Index: 27

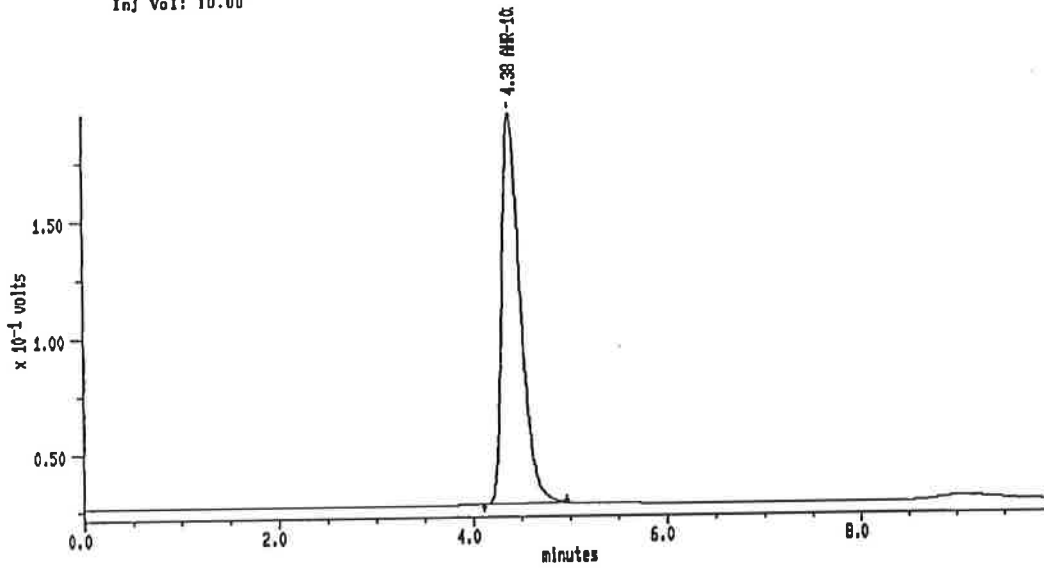
Injection Volume: 10.0

DETECTOR: detector 1

PK#	Retention Time (minutes)	Type	Peak Area	Peak Height	Area Percent	Component Name
1	4.383	BB	2083024	143768	100.00	AHR-10282B
TOTAL			2083024	143768		

4

Sample: A27 70°C-2W Channel: detector 1 Filename: V2-03 Chart Speed: Full Size
 Acquired: 23-MAR-101 22:11 Method: B:VAHRV1K13Y70-2W Operator: S.S
 Inj Vol: 10.00



MAXIMA (c) 1990 Dynamic Solutions, Division of Millipore

MAXIMA 825 カスタムレポート

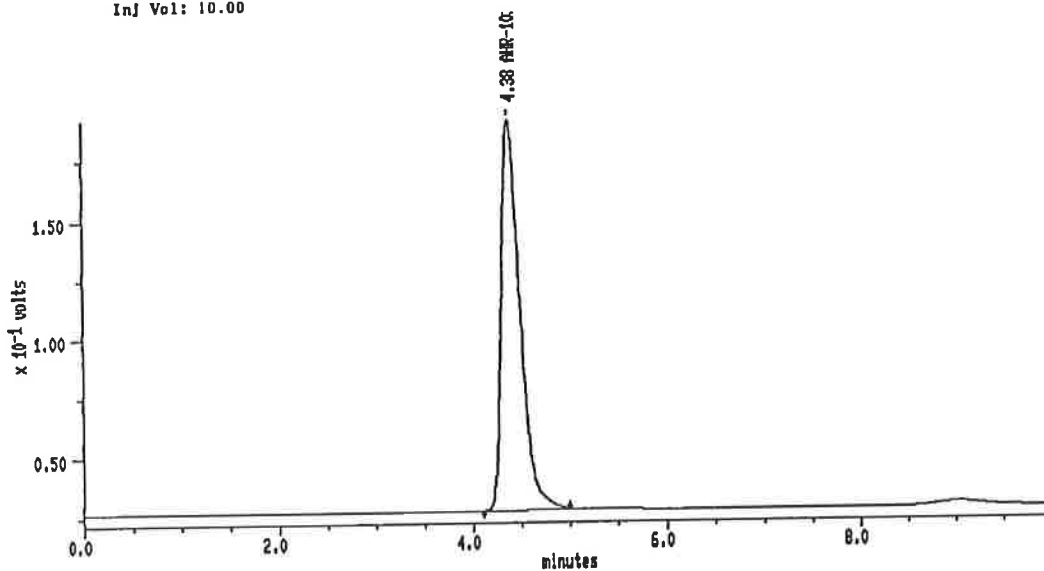
Printed: 28-MAR-2001 12:09:21

SAMPLE: A27 70°C-2W Type: UNKN
 #3 In Method: AHR-10282B Instrument: Instrument 1
 Acquired: 23-MAR-2001 22:11 Filename: V2-03
 Rate: 2.0 points/sec Index: 28
 Duration: 10.000 minutes Injection Volume: 10.0
 Operator: S.S

DETECTOR: detector 1

PK#	Retention Time (minutes)	Type	Peak Area	Peak Height	Area Percent	Component Name
1	4.376	BB	2247015	167844	100.00	AHR-10282B
TOTAL			2247015	167844		

Sample: A28 70°C-2W Channel: detector 1 Filename: V2-04 Chart Speed: Full Size
 Acquired: 23-MAR-2001 22:22 Method: B:VAHRV1K13V70-2W Operator: S.S
 Inj Vol: 10.00



MAXIMA (c) 1990 Dynamic Solutions, Division of Millipore

MAXIMA 825 カスタムレポート

Printed: 28-MAR-2001 12:09:52

SAMPLE: A28 70°C-2W

#4 In Method: **AHR-10282B**

Acquired: 23-MAR-2001 22:22

Rate: 2.0 points/sec

Duration: 10.000 minutes

Operator: S.S

Type: UNKN

Instrument: Instrument 1

Filename: V2-04

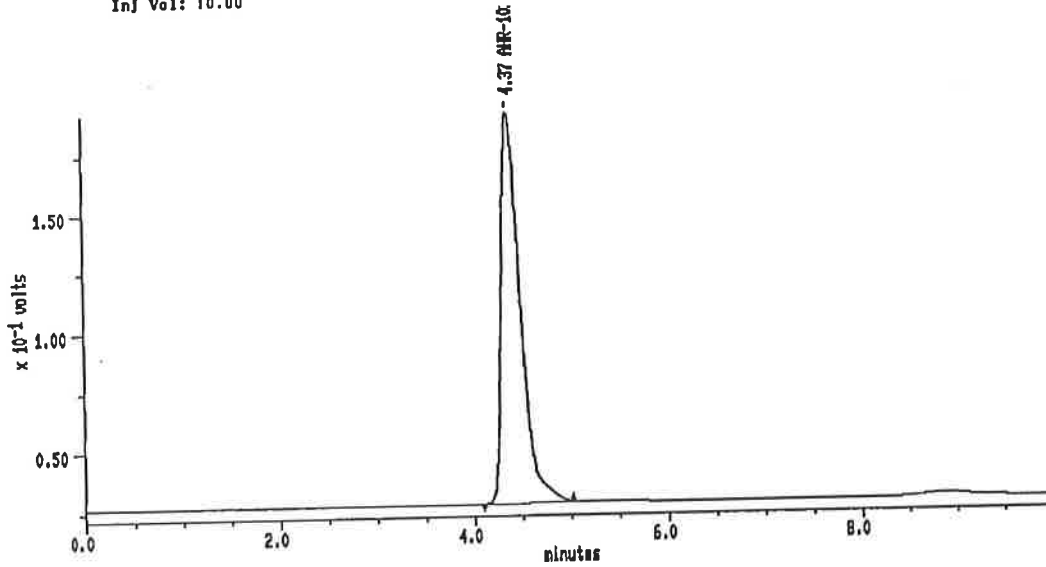
Index: 29

Injection Volume: 10.0

DETECTOR: detector 1

PK#	Retention Time (minutes)	Type	Peak Area	Peak Height	Area Percent	Component Name
1	4.375	BB	2213332	183942	100.00	AHR-10282B
TOTAL			2213332	183942		

Sample: A29 70°C-2W Channel: detector 1 Filename: V2-05 Chart Speed: Full Size
 Acquired: 23-MAR-10 22:33 Method: B:VAHRV1K13Y70-2W Operator: S.S
 Inj Vol: 10.00



MAXIMA (c) 1990 Dynamic Solutions, Division of Millipore

MAXIMA 825 カスタムレポート

Printed: 26-MAR-2001 12:10:23

SAMPLE: A29 70°C-2W

#5 In Method: AHR-10282B

Acquired: 23-MAR-2001 22:33

Rate: 2.0 points/sec

Duration: 10.000 minutes

Operator: S.S

Type: UNKN

Instrument: Instrument 1

Filename: V2-05

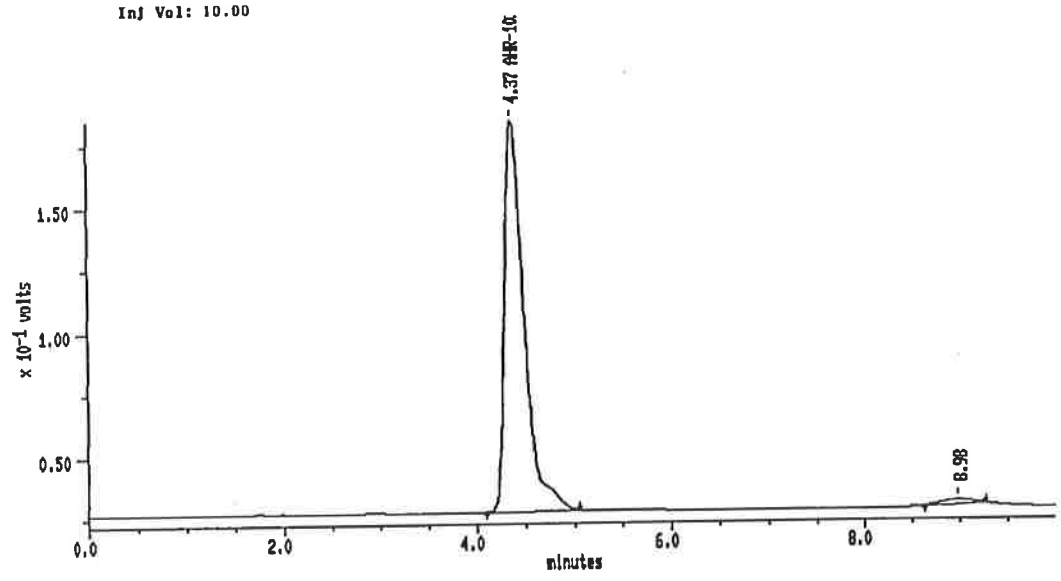
Index: 30

Injection Volume: 10.0

DETECTOR: detector 1

PK#	Retention Time (minutes)	Type	Peak Area	Peak Height	Area Percent	Component Name
1	4.367	BB	2240698	164307	100.00	AHR-10282B
TOTAL			2240698	164307		

Sample: A30 70°C-2W Channel: detector 1 Filename: V2-08 Chart Speed: Full Size
 Acquired: 23-MAR-101 22:45 Method: B:VAHRV1K13V70-2W Operator: S.S
 Inj Vol: 10.00



MAXIMA (c) 1990 Dynamic Solutions, Division of Millipore

MAXIMA 825 カスタムレポート

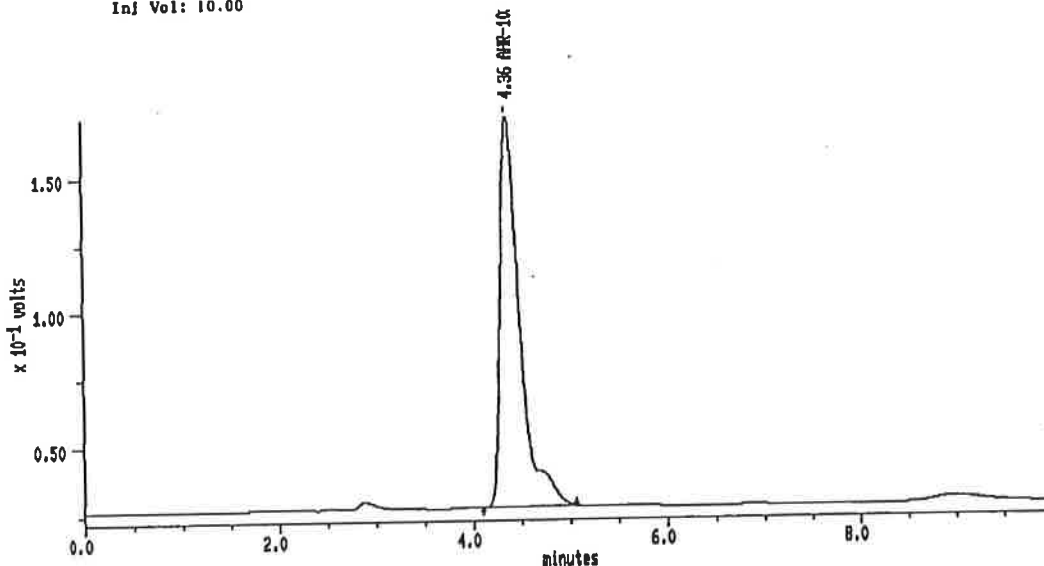
Printed: 26-MAR-2001 12:10:54

SAMPLE: A30 70°C-2W Type: UNKN
 #6 In Method: **AHR-10282B** Instrument: Instrument 1
 Acquired: 23-MAR-2001 22:45 Filename: V2-08
 Rate: 2.0 points/sec Index: 31
 Duration: 10.000 minutes Injection Volume: 10.0
 Operator: S.S

DETECTOR: detector 1

PK#	Retention Time (minutes)	Type	Peak Area	Peak Height	Area Percent	Component Name
1	4.387	BB	2175407	158905	100.00	AHR-10282B
TOTAL			2175407	158905		

Sample: A31 70°C-2W Channel: detector 1 Filename: V2-07 Chart Speed: Full Size
 Acquired: 23-MAR-2001 22:58 Method: B:VAHRV1K13V70-2W Operator: S.S
 Inj Vol: 10.00



MAXIMA (c) 1990 Dynamic Solutions, Division of Millipore

MAXIMA 825 カスタムレポート

Printed: 28-MAR-2001 12:11:24

SAMPLE: A31 70°C-2W

#7 In Method: **AHR-10282B**

Acquired: 23-MAR-2001 22:58

Rate: 2.0 points/sec

Duration: 10.000 minutes

Operator: S.S

Type: UNKN

Instrument: Instrument 1

Filename: V2-07

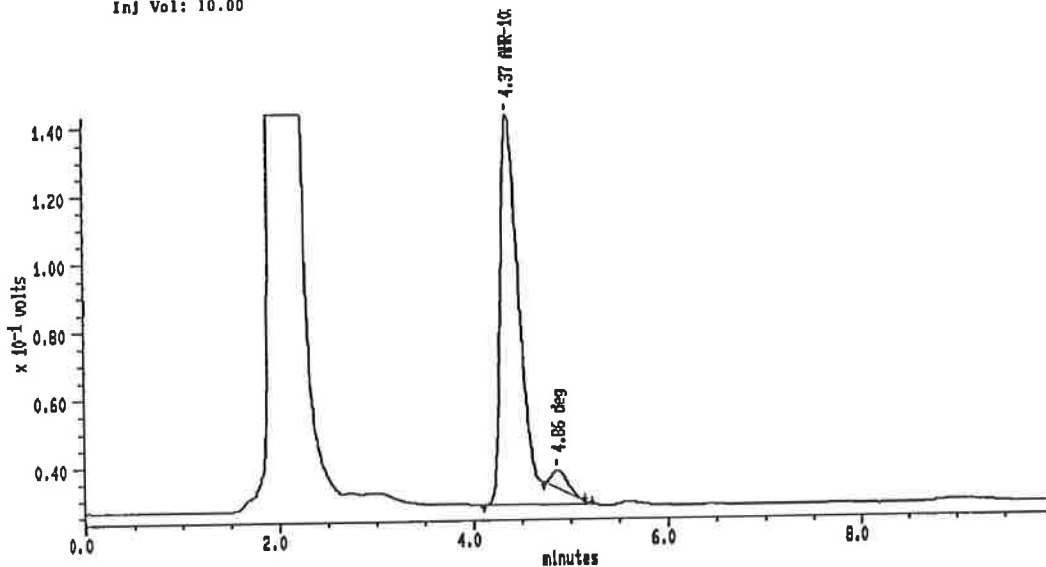
Index: 32

Injection Volume: 10.0

DETECTOR: detector 1

PK#	Retention Time (minutes)	Type	Peak Area	Peak Height	Area Percent	Component Name
1	4.358	BB	2034107	143809	100.00	AHR-10282B
TOTAL			2034107	143809		

Sample: A32 70°C-2W Channel: detector 1 Filename: V2-08 Chart Speed: Full Size
 Acquired: 23-MAR-101 23:07 Method: B:VAHRV1K13V70-2W Operator: S.S
 Inj Vol: 10.00



MAXIMA (c) 1990 Dynamic Solutions, Division of Millipore

MAXIMA 825 カスタムレポート

Printed: 28-MAR-2001 12:11:55

SAMPLE: A32 70°C-2W

#8 In Method: **AHR-10282B**

Acquired: 23-MAR-2001 23:07

Rate: 2.0 points/sec

Duration: 10.000 minutes

Operator: S.S

Type: UNKN

Instrument: Instrument 1

Filename: V2-08

Index: 33

Injection Volume: 10.0

DETECTOR: detector 1

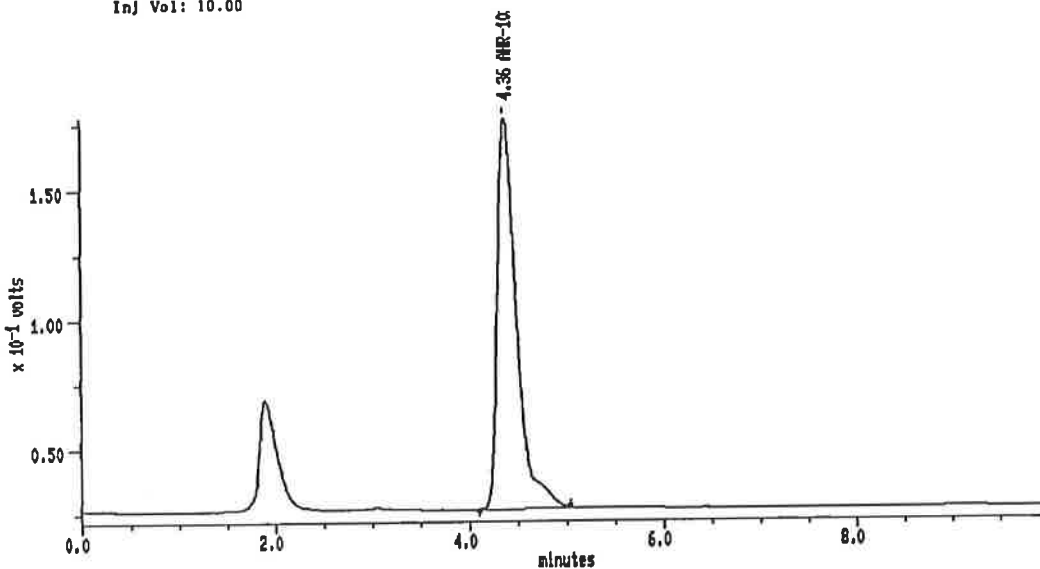
PKM	Retention Time (minutes)	Type	Peak Area	Peak Height	Area Percent	Component Name
1	4.367	BB	1628465	114840	98.28	AHR-10282B
2	4.858	SS	63129	5450	3.74	deg
TOTAL			1689594	120390		

Sample: A33 70°C-2W
Acquired: 23-MAR-101 23:19
Inj Vol: 10.00

Channel: detector 1
Method: B:VAHRV1K13V70-2W

Filename: V2-09

Chart Speed: Full Size
Operator: S.S



MAXIMA (c) 1990 Dynamic Solutions, Division of Millipore

MAXIMA 825 カスタムレポート

Printed: 28-MAR-2001 12:12:28

SAMPLE: A33 70°C-2W

#9 In Method: AHR-10282B

Acquired: 23-MAR-2001 23:19

Rate: 2.0 points/sec

Duration: 10.000 minutes

Operator: S.S

Type: UNKN

Instrument: Instrument 1

Filename: V2-09

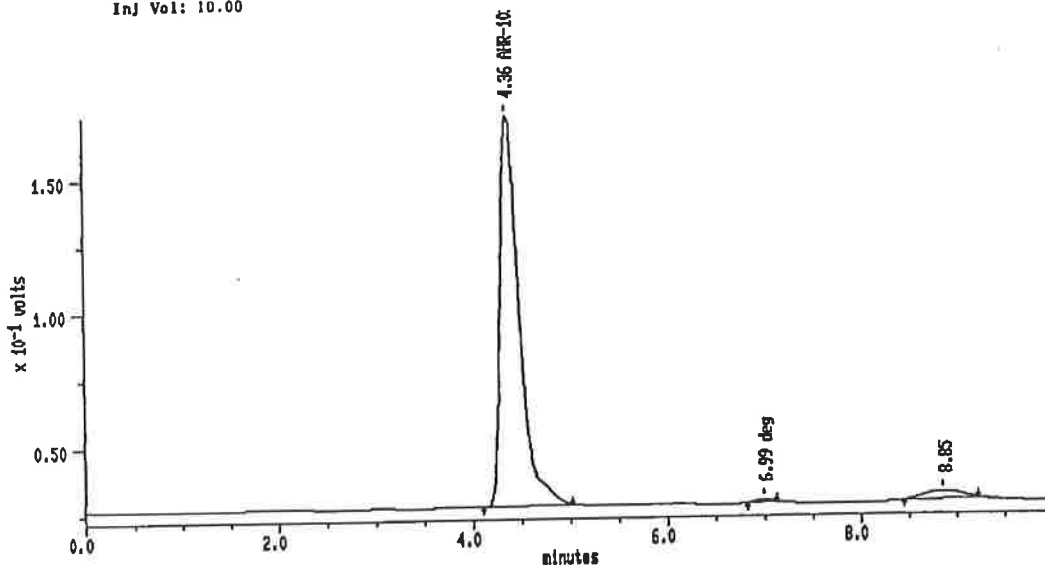
Index: 34

Injection Volume: 10.0

DETECTOR: detector 1

PK#	Retention Time (minutes)	Type	Peak Area	Peak Height	Area Percent	Component Name
1	4.368	BB	2080989	149995	100.00	AHR-10282B
TOTAL			2080989	149995		

Sample: A34 70°C-2W Channel: detector 1 Filename: V2-10 Chart Speed: Full Size
 Acquired: 23-MAR-101 23:30 Method: B:VAHRV1K13Y70-2W Operator: S.S
 Inj Vol: 10.00



MAXIMA (c) 1990 Dynamic Solutions, Division of Millipore

MAXIMA 825 カスタムレポート

Printed: 26-MAR-2001 12:12:58

SAMPLE: A34 70°C-2W

#10 in Method: **AHR-10282B**

Acquired: 23-MAR-2001 23:30

Rate: 2.0 points/sec

Duration: 10.000 minutes

Operator: S.S

Type: UNKN

Instrument: Instrument 1

Filename: V2-10

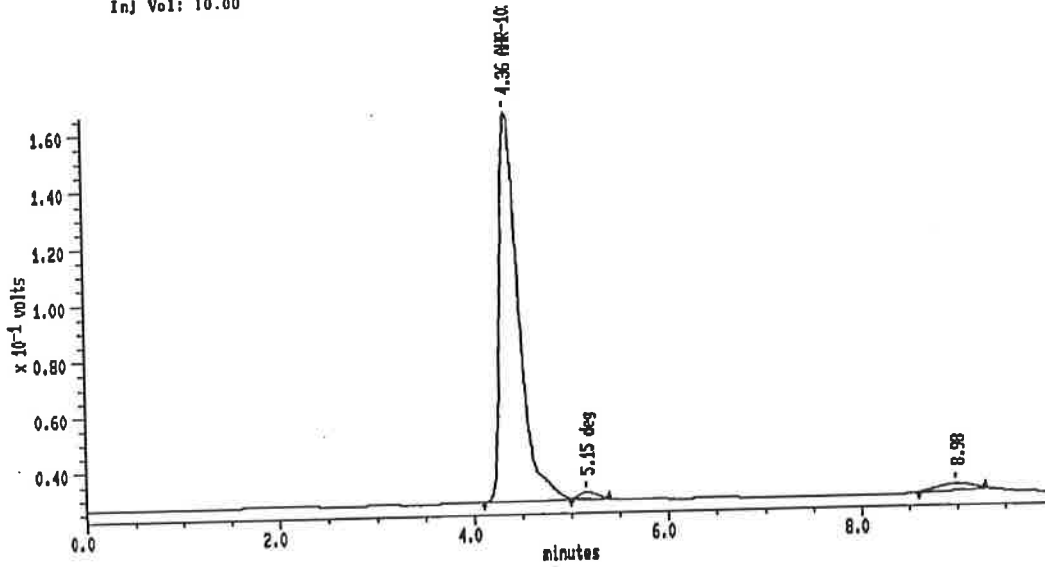
Index: 35

Injection Volume: 10.0

DETECTOR: detector 1

PK#	Retention Time (minutes)	Type	Peak Area	Peak Height	Area Percent	Component Name
1	4.358	BB	2003119	145776	99.40	AHR-10282B
2	6.992	BD	12177	1039	0.60	deg
TOTAL			2016296	146815		

Sample: A35 70°C-2W Channel: detector 1 Filename: V2-11 Chart Speed: Full Size
 Acquired: 23-MAR-101 23:41 Method: B:VAHRVIK13V70-2W Operator: S.S
 Inj Vol: 10.00



MAXIMA (c) 1990 Dynamic Solutions, Division of Millipore

MAXIMA 825 カスタムレポート

Printed: 28-MAR-2001 12:13:30

SAMPLE: A35 70°C-2W

#11 in Method: AHR-10282B

Acquired: 23-MAR-2001 23:41

Rate: 2.0 points/sec

Duration: 10.000 minutes

Operator: S.S

Type: UNKN

Instrument: Instrument 1

Filename: V2-11

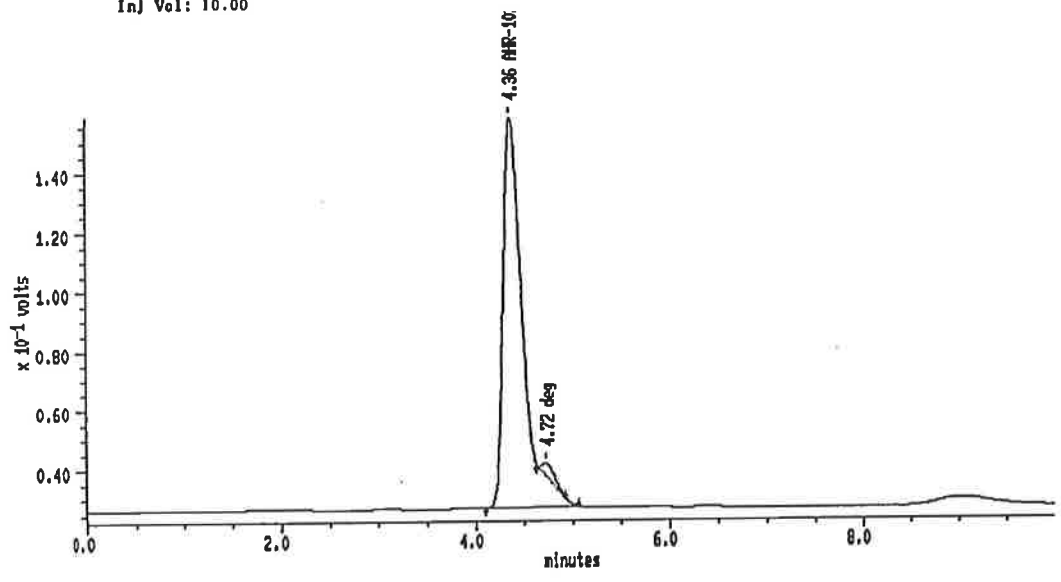
Index: 38

Injection Volume: 10.0

DETECTOR: detector 1

PK#	Retention Time (minutes)	Type	Peak Area	Peak Height	Area Percent	Component Name
1	4.358	BB	191502	138408	98.84	AHR-10282B
2	5.150	SS	28458	2224	1.38	deg
TOTAL			1941957	140832		

Sample: A26 60°C-4W Channel: detector 1 Filename: V2-12 Chart Speed: Full Size
 Acquired: 23-MAR-101 23:52 Method: B:VAHRV1K13V70-2W Operator: S.S
 Inj Vol: 10.00



MAXIMA (c) 1990 Dynamic Solutions, Division of Millipore

MAXIMA 825 カスタムレポート

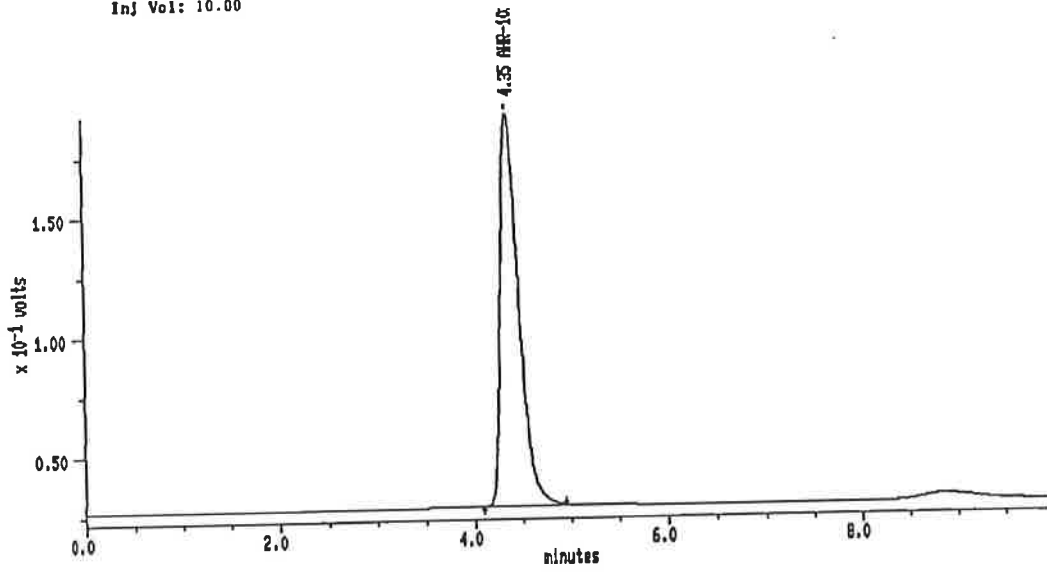
Printed: 28-MAR-2001 12:39:07

SAMPLE: A26 60°C-4W Type: UNKN
 #12 in Method: AHR-10282B Instrument: Instrument 1
 Acquired: 23-MAR-2001 23:52 Filename: V2-12
 Rate: 2.0 points/sec Index: 37
 Duration: 10.000 minutes Injection Volume: 10.0
 Operator: S.S

DETECTOR: detector 1

PK#	Retention Time (minutes)	Type	Peak Area	Peak Height	Area Percent	Component Name
1	4.358	BB	1854161	130528	88.02	AHR-10282B
2	4.717	SS	37483	4250	1.98	deg
TOTAL			1891844	134779		

Sample: A27 60°C-4W Channel: detector 1 Filename: V2-13 Chart Speed: Full Size
 Acquired: 24-MAR-101 0:04 Method: B:VAHRYIKI3V70-2W Operator: S.S
 Inj Vol: 10.00



MAXIMA (c) 1990 Dynamic Solutions, Division of Millipore

MAXIMA 825 カスタムレポート

Printed: 28-MAR-2001 12:14:33

SAMPLE: A27 60°C-4W

#13 in Method: AHR-10282B

Acquired: 24-MAR-2001 0:04

Rate: 2.0 points/sec

Duration: 10.000 minutes

Operator: S.S

Type: UNKN

Instrument: Instrument 1

Filename: V2-13

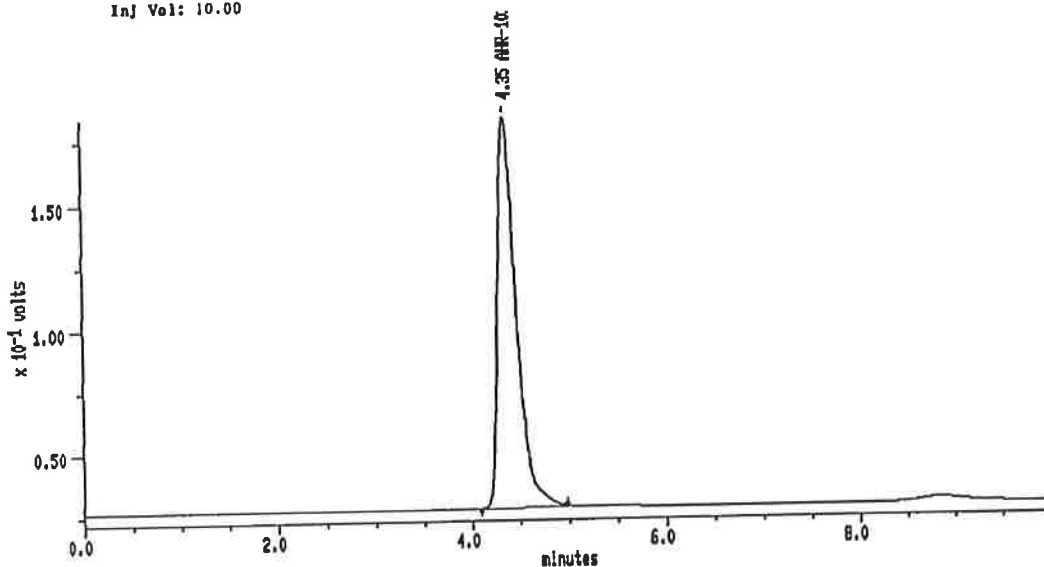
Index: 38

Injection Volume: 10.0

DETECTOR: detector 1

PK#	Retention Time (minutes)	Type	Peak Area	Peak Height	Area Percent	Component Name
1	4.350	BB	2194535	184133	100.00	AHR-10282B
TOTAL			2194535	184133		

Sample: A28 60°C-4W Channel: detector 1 Filename: V2-14 Chart Speed: Full Size
 Acquired: 24-MAR-101 0:15 Method: B:VAHRV1K13V70-2W Operator: S.S
 Inj Vol: 10.00



MAXIMA (c) 1990 Dynamic Solutions, Division of Millipore

MAXIMA 825 カスタムレポート

Printed: 26-MAR-2001 12:15:03

SAMPLE: A28 60°C-4W

#14 in Method: AHR-10282B

Acquired: 24-MAR-2001 0:15

Rate: 2.0 points/sec

Duration: 10.000 minutes

Operator: S.S

Type: UNKN

Instrument: Instrument 1

Filename: V2-14

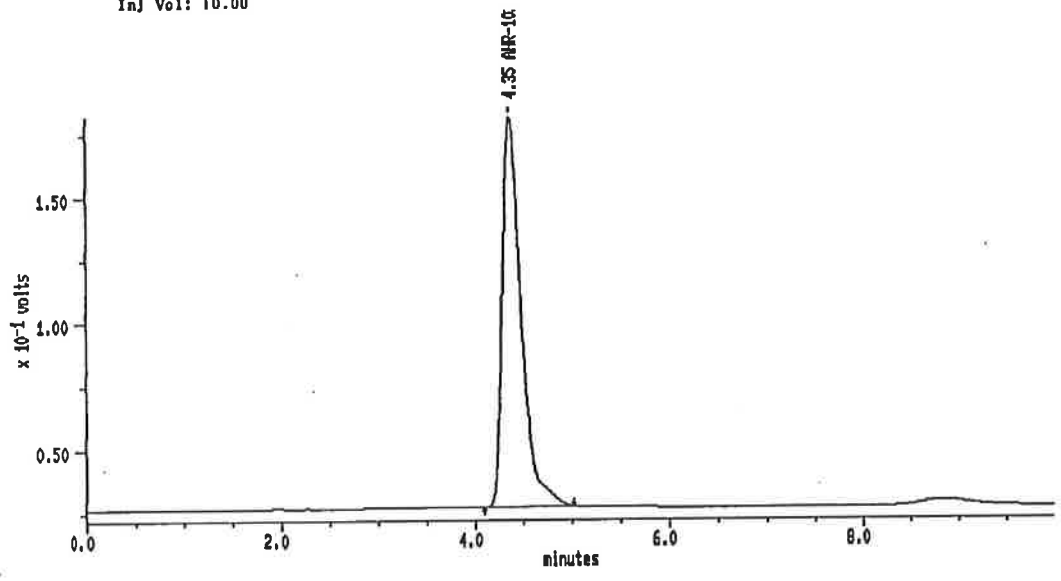
Index: 39

Injection Volume: 10.0

DETECTOR: detector 1

PK#	Retention Time (minutes)	Type	Peak Area	Peak Height	Area Percent	Component Name
1	4.350	BB	2111438	158232	100.00	AHR-10282B
TOTAL			2111438	158232		

Sample: A29 60°C-4W Channel: detector 1 Filename: V2-15 Chart Speed: Full Size
 Acquired: 24-MAR-101 0:27 Method: B:VAHRY1K13Y70-2W Operator: S.S
 Inj Vol: 10.00



MAXIMA (c) 1990 Dynamic Solutions, Division of Millipore

MAXIMA 825 カスタムレポート

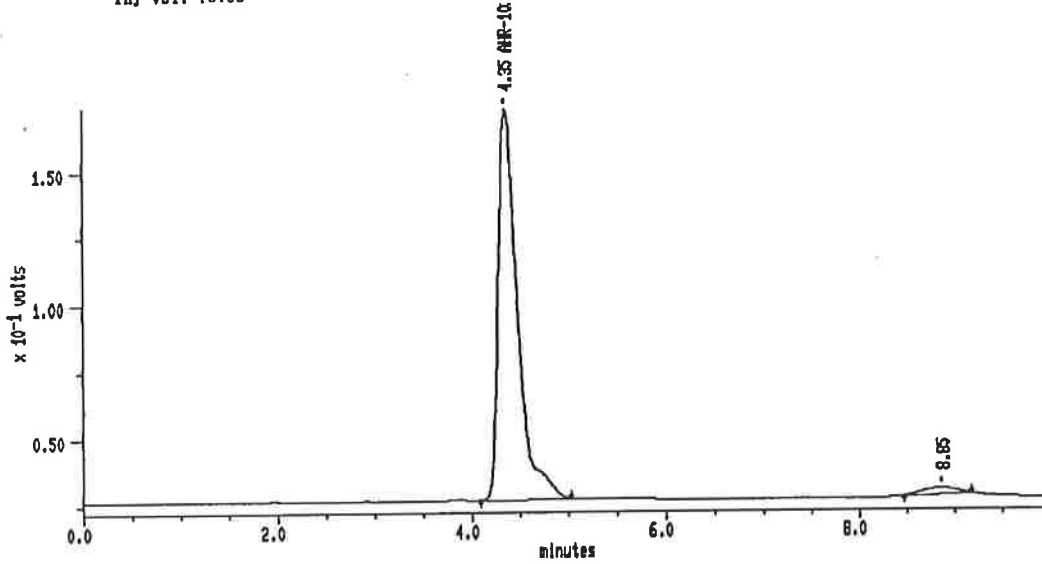
Printed: 26-MAR-2001 12:15:34

SAMPLE: A29 60°C-4W Type: UNKN
 #15 In Method: AHR-10282B Instrument: Instrument 1
 Acquired: 24-MAR-2001 0:27 Filename: V2-15
 Rate: 2.0 points/sec Index: 40
 Duration: 10.000 minutes Injection Volume: 10.0
 Operator: S.S

DETECTOR: detector 1

PK#	Retention Time (minutes)	Type	Peak Area	Peak Height	Area Percent	Component Name
1	4.350	BB	2112402	154392	100.00	AHR-10282B
TOTAL			2112402	154392		

Sample: A30 60°C-4W Channel: detector 1 Filename: V2-18 Chart Speed: Full Size
 Acquired: 24-MAR-101 0:38 Method: B:VAHRV1K13V70-2W Operator: S.S
 Inj Vol: 10.00



MAXIMA (c) 1990 Dynamic Solutions, Division of Millipore

MAXIMA 825 カスタムレポート

Printed: 28-MAR-2001 12:16:05

SAMPLE: A30 60°C-4W

#16 In Method: **AHR-10282B**

Acquired: 24-MAR-2001 0:38

Rate: 2.0 points/sec

Duration: 10.000 minutes

Operator: S.S

Type: UNKN

Instrument: Instrument 1

Filename: V2-18

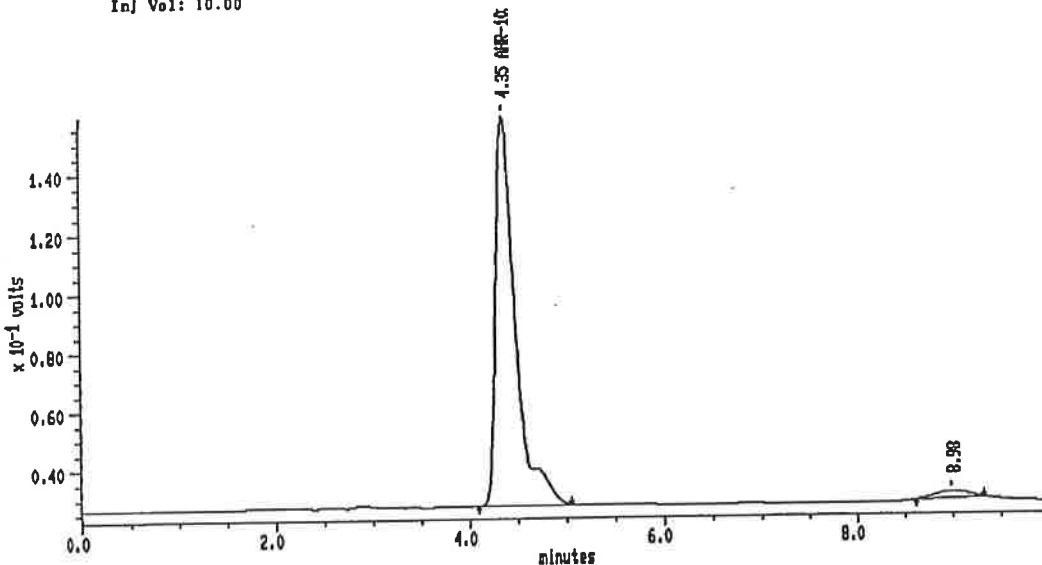
Index: 41

Injection Volume: 10.0

DETECTOR: detector 1

PK#	Retention Time (minutes)	Type	Peak Area	Peak Height	Area Percent	Component Name
1	4.350	BB	2040435	148305	100.00	AHR-10282B
TOTAL			2040435	148305		

Sample: A31 60°C-4W Channel: detector 1 Filename: V2-17 Chart Speed: Full Size
 Acquired: 24-MAR-2001 0:49 Method: B:VAHRV1K13V70-2W Operator: S.S
 Inj Vol: 10.00



MAXIMA (c) 1990 Dynamic Solutions, Division of Millipore

MAXIMA 825 カスタムレポート

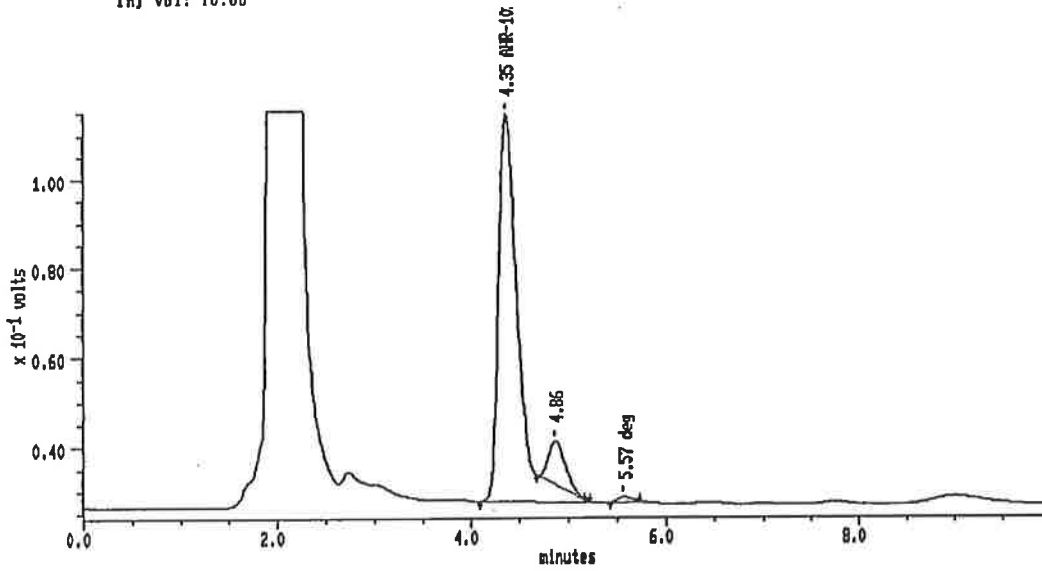
Printed: 26-MAR-2001 12:18:37

SAMPLE: A31 60°C-4W Type: UNKN
 #17 In Method: **AHR-10282B** Instrument: Instrument 1
 Acquired: 24-MAR-2001 0:49 Filename: V2-17
 Rate: 2.0 points/sec Index: 42
 Duration: 10.000 minutes Injection Volume: 10.0
 Operator: S.S

DETECTOR: detector 1

PK#	Retention Time (minutes)	Type	Peak Area	Peak Height	Area Percent	Component Name
1	4.350	BB	1869891	131403	100.00	AHR-10282B
TOTAL			1869891	131403		

Sample: A32 60°C-4W Channel: detector 1 Filename: V2-18 Chart Speed: Full Size
 Acquired: 24-MAR-101 1:01 Method: B:YAHRYIKI13V70-2W Operator: S.S
 Inj Vol: 10.00



MAXIMA (c) 1990 Dynamic Solutions, Division of Millipore

MAXIMA 825 カスタムレポート

Printed: 26-MAR-2001 12:17:08

SAMPLE: A32 60°C-4W

#18 In Method: AHR-10282B

Acquired: 24-MAR-2001 1:01

Rate: 2.0 points/sec

Duration: 10.000 minutes

Operator: S.S

Type: UNKN

Instrument: Instrument 1

Filename: V2-18

Index: 43

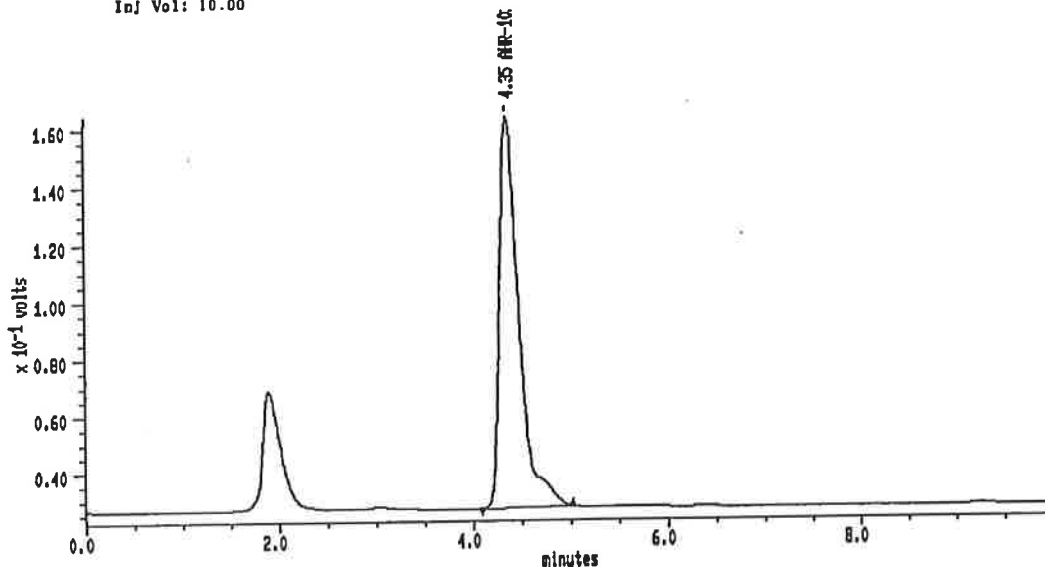
Injection Volume: 10.0

Amount: 0.000

DETECTOR: detector 1

PK#	Retention Time (minutes)	Type	Peak Area	Peak Height	Area Percent	Component Name
1	4.350	BB	1243872	86988	98.98	AHR-10282B
3	5.567	BB	13118	1188	1.04	deg
TOTAL			1256990	88176		

Sample: A33 60°C-4W Channel: detector 1 Filename: V2-19 Chart Speed: Full Size
 Acquired: 24-MAR-101 1:12 Method: B:VAHRVIK13Y70-2W Operator: S.S
 Inj Vol: 10.00



MAXIMA (c) 1990 Dynamic Solutions, Division of Millipore

MAXIMA 825 カスタムレポート

Printed: 26-MAR-2001 12:17:39

SAMPLE: A33 60°C-4W

#19 In Method: AHR-10282B

Acquired: 24-MAR-2001 1:12

Rate: 2.0 points/sec

Duration: 10.000 minutes

Operator: S.S

Type: UNKN

Instrument: Instrument 1

Filename: V2-19

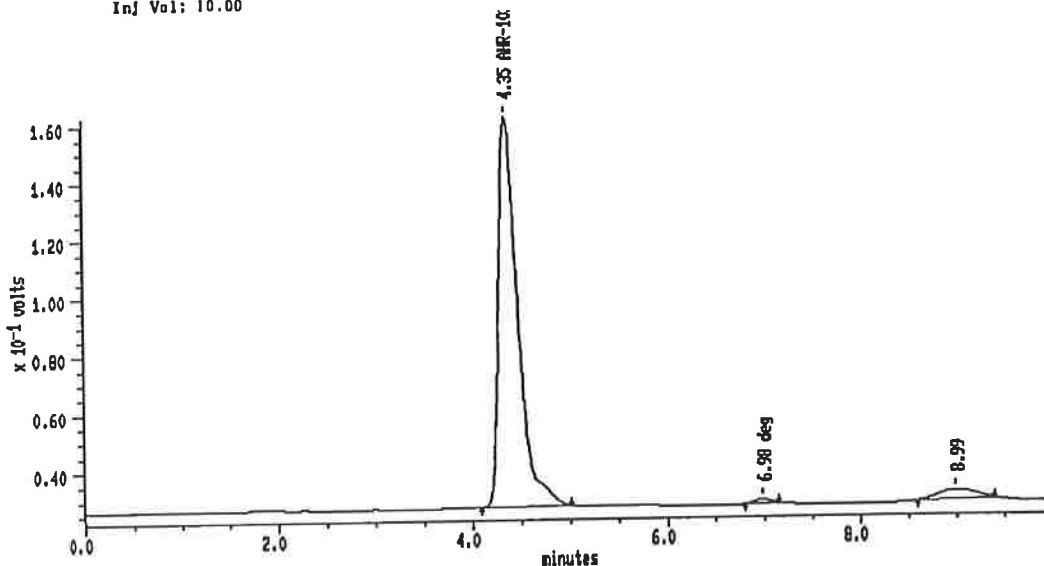
Index: 44

Injection Volume: 10.0

DETECTOR: detector 1

PK#	Retention Time (minutes)	Type	Peak Area	Peak Height	Area Percent	Component Name
1	4.350	BB	1905780	138520	100.00	AHR-10282B
TOTAL			1905780	138520		

Sample: A34 60°C-4W Channel: detector 1 Filename: V2-20 Chart Speed: Full Size
 Acquired: 24-MAR-2001 1:23 Method: B:VAHRV1K13V70-2W Operator: S.S
 Inj Vol: 10.00



MAXIMA (c) 1990 Dynamic Solutions, Division of Millipore

MAXIMA 825 カスタムレポート

Printed: 26-MAR-2001 12:18:11

SAMPLE: A34 60°C-4W

#20 In Method: AHR-10282B

Acquired: 24-MAR-2001 1:23

Rate: 2.0 points/sec

Duration: 10.000 minutes

Operator: S.S

Type: UNKN

Instrument: Instrument 1

Filename: V2-20

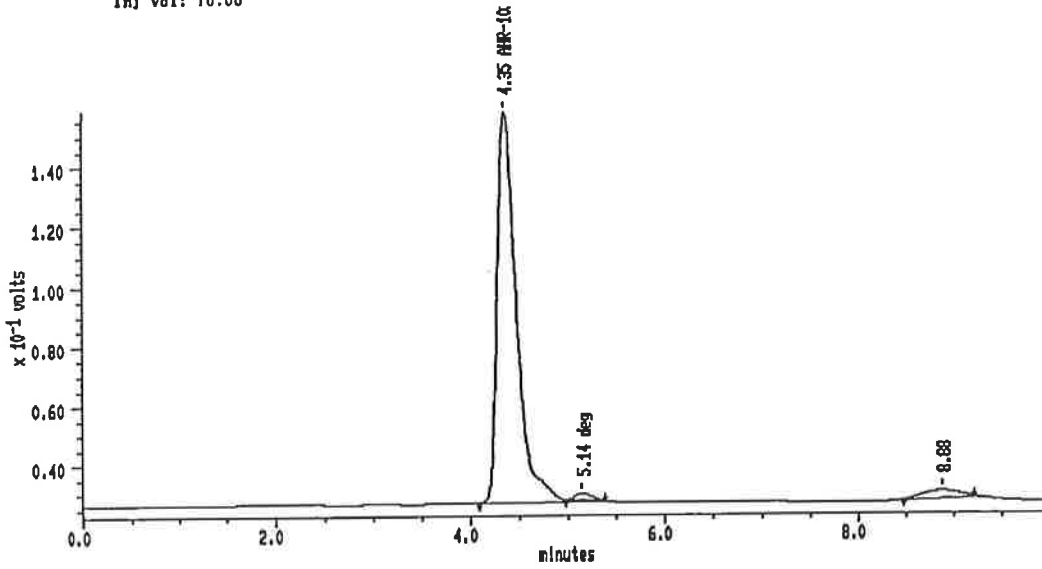
Index: 45

Injection Volume: 10.0

DETECTOR: detector 1

PK#	Retention Time (minutes)	Type	Peak Area	Peak Height	Area Percent	Component Name
1	4.350	BB	1850867	134741	99.02	AHR-10282B
2	6.975	BB	18307	1395	0.98	deg
TOTAL			1869174	136138		

Sample: A35 80°C-4W Channel: detector 1 Filename: V2-21 Chart Speed: Full Size
 Acquired: 24-MAR-101 1:35 Method: B:VAHRV1K13V70-2W Operator: S.S
 Inj Vol: 10.00



MAXIMA (c) 1990 Dynamic Solutions, Division of Millipore

MAXIMA 825 カスタムレポート

Printed: 28-MAR-2001 12:18:43

SAMPLE: A35 60°C-4W

#21 in Method: AHR-10282B

Acquired: 24-MAR-2001 1:35

Rate: 2.0 points/sec

Duration: 10.000 minutes

Operator: S.S

Type: UNKN

Instrument: Instrument 1

Filename: V2-21

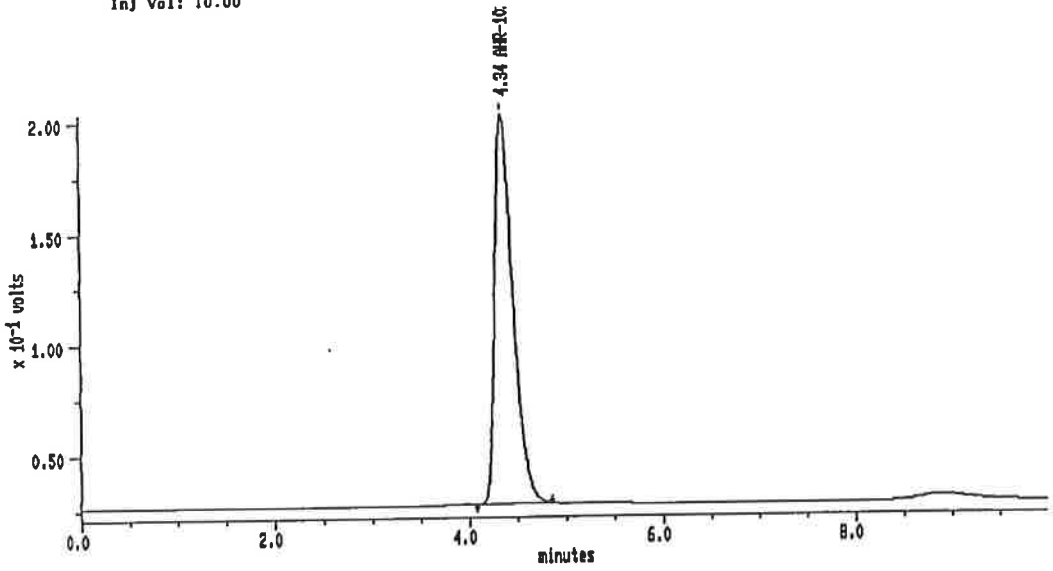
Index: 48

Injection Volume: 10.0

DETECTOR: detector 1

PK#	Retention Time (minutes)	Type	Peak Area	Peak Height	Area Percent	Component Name
1	4.350	BB	1813088	130724	98.53	AHR-10282B
2	5.142	SS	27101	2288	1.47	deg
TOTAL			1840188	133010		

Sample: STD2 Channel: detector 1 Filename: V2-22 Chart Speed: Full Size
 Acquired: 24-MAR-2001 1:48 Method: B:VAHRV1K13V70-2W Operator: S.S
 Inj Vol: 10.00



MAXIMA (c) 1990 Dynamic Solutions, Division of Millipore

MAXIMA 825 カスタムレポート

Printed: 26-MAR-2001 12:19:14

SAMPLE: STD2

#22 In Method: AHR-10282B
 Acquired: 24-MAR-2001 1:48
 Rate: 2.0 points/sec
 Duration: 10.000 minutes
 Operator: S.S

Type: UNKN
 Instrument: Instrument 1
 Filename: V2-22
 Index: 28
 Injection Volume: 10.0

DETECTOR: detector 1

PK#	Retention Time (minutes)	Type	Peak Area	Peak Height	Area Percent	Component Name
1	4.342	BB	2319989	175137	100.00	AHR-10282B
TOTAL			2319989	175137		

24

プロナック点眼液の安定性試験
Lot No.01K131

試験コード：P2000B177
試験実施者：澤 嗣郎
試験実施日：2001年02月20日

	ID	Chromato No	Peak Area	Conc. (mg/mL)	Remaining (%)	Water Collec(%)	Initial	present
STD	1	INI-01	2286918					
STD	2	INI-32	2276153					
STD	mean		2281536	0.9950				
A-26	Initial	INI-02	2293965	1.0004	100			
A-27	Initial	INI-03	2262847	0.9868	100			
A-28	Initial	INI-04	2274923	0.9921	100			
A-29	Initial	INI-05	2369117	1.0332	100			
A-30	Initial	INI-06	2326638	1.0147	100			
A-31	Initial	INI-07	2328545	1.0155	100			
A-32	Initial	INI-08	2412438	1.0521	100			
A-33	Initial	INI-09	2298387	1.0023	100			
A-34	Initial	INI-10	2300355	1.0032	100			
A-35	Initial	INI-11	2317836	1.0108	100			
A-26	70°C-1W	INI-12	2132144	0.9298	92.94	89.49	3.71	8.3664 8.1916
A-27	70°C-1W	INI-13	2253964	0.9830	99.61	95.88	3.74	8.3824 8.2055
A-28	70°C-1W	INI-14	2243961	0.9786	98.64	95.01	3.68	8.4773 8.2997
A-29	70°C-1W	INI-15	2312544	1.0085	97.61	94.30	3.39	8.4742 8.3106
A-30	70°C-1W	INI-16	2258611	0.9850	97.07	93.45	3.73	8.5162 8.3347
A-31	70°C-1W	INI-17	2195956	0.9577	94.31	91.14	3.36	8.5820 8.4165
A-32	70°C-1W	INI-18	2197422	0.9583	91.08	87.70	3.71	8.4924 8.3126
A-33	70°C-1W	INI-19	2186825	0.9537	95.15	91.55	3.78	8.4307 8.2501
A-34	70°C-1W	INI-20	2165761	0.9445	94.15	90.90	3.45	8.4785 8.3119
A-35	70°C-1W	INI-21	2115392	0.9225	91.26	87.80	3.79	8.5490 8.3635
A-26	60°C-1W	INI-22	2117458	0.9234	92.30	90.67	1.77	8.3539 8.2705
A-27	60°C-1W	INI-23	2250178	0.9813	99.44	97.70	1.75	8.4678 8.3837
A-28	60°C-1W	INI-24	2211902	0.9646	97.23	95.47	1.81	8.4976 8.4099
A-29	60°C-1W	INI-25	2290389	0.9989	96.68	95.15	1.58	8.5264 8.4495
A-30	60°C-1W	INI-26	2227585	0.9715	95.74	94.19	1.62	8.4971 8.4186
A-31	60°C-1W	INI-27	2170690	0.9467	93.23	91.58	1.77	8.5363 8.4500
A-32	60°C-1W	INI-28	2243853	0.9786	93.01	91.35	1.79	8.4164 8.3310
A-33	60°C-1W	INI-29	2193124	0.9564	95.42	93.75	1.75	8.4560 8.3718
A-34	60°C-1W	INI-30	2153242	0.9390	93.60	92.08	1.62	8.4995 8.4210
A-35	60°C-1W	INI-31	2116180	0.9229	91.30	89.65	1.81	8.6061 8.5163

計算に必要な値を記載するに再編集した。
05.05.06 澤 嗣郎

試験物質名: AHR10282B	試験コード: P2000B177	試験年月日: 2001年02月20日
試験項目:		試験実施者: 澤 嗣郎

STD 0.01990g AHR10282B / 20ml x 2ml / 20ml MP - 20-Feb-2001 14:30:25
 001: ... + 0:01990 g

異物 濁り

A24 initial	7.05			±	-	濃黄
A27	7.10			-	-	
A28	7.10			-	-	
A29	7.08			-	-	
A30	7.09			-	-	
A31	7.06			-	-	
A32	7.05			-	-	
A33	7.08			-	-	
A34	7.07			-	-	
A35	7.12			-	-	
A26 70c- 2W LW	7.02	8.3664	8.1916	±	+	濃黄
A27	7.05	8.3824	8.2055	+	-	黄
A28	7.03	8.4773	8.2997	+	+	黄
A29	7.03	8.4742	8.3106	±	+	黄
A30	7.02	8.5162	8.3347	±	+	黄
A31	7.01	8.5820	8.4165	±	+	黄
A32	7.04	8.4924	8.3126	+	±	濃黄
A33	7.10	8.4307	8.2501	±	+	黄
A34	7.10	8.4785	8.3119	±	+	黄
A35	7.10	8.5490	8.3635	±	+	黄
A26 60c- 2W LW	7.02	8.3539	8.2705	±	+	濃黄
A27	7.08	8.4678	8.3837	+	±	黄
A28	7.04	8.4976	8.4099	±	±	黄
A29	7.09	8.5264	8.4495	-	±	黄
A30	7.08	8.4971	8.4186	-	+	黄
A31	7.05	8.5363	8.4500	±	+	黄
A32	7.05	8.4164	8.3310	+	±	濃黄
A33	7.06	8.4560	8.3718	±	+	黄
A34	7.06	8.4995	8.4210	±	+	黄
A35	7.10	8.6061	8.5163	±	+	黄

1) 濃黄
2) 黄

2/20 16:27
NO.21 PH 7.05
24.1°C

2/20 16:28
NO.22 PH 7.10
24.3°C

2/20 16:30
NO.23 PH 7.10
24.3°C

2/20 16:32
NO.24 PH 7.08
24.4°C

2/20 16:33
NO.25 PH 7.09
24.5°C

2/20 16:34
NO.26 PH 7.06
24.3°C

2/20 16:35
NO.27 PH 7.05
24.3°C

2/20 16:36
NO.28 PH 7.08
24.4°C

2/20 16:36
NO.29 PH 7.07
24.5°C

2/20 16:38
NO.30 PH 7.12
24.4°C

2/20 16:39
NO.31 PH 7.02
24.4°C

2/20 16:40
NO.32 PH 7.05
24.5°C

2/20 16:41
NO.33 PH 7.03
24.6°C

2/20 16:42
NO.34 PH 7.03
24.5°C

2/20 16:43
NO.35 PH 7.02
24.6°C

2/20 16:44
NO.36 PH 7.01
24.6°C

2/20 16:45
NO.37 PH 7.04
24.5°C

2/20 16:46
NO.38 PH 7.10
24.6°C

2/20 16:48
NO.39 PH 7.10
24.5°C

2/20 16:49
NO.40 PH 7.10
24.4°C

2/20 16:50
NO.41 PH 7.02
24.6°C

2/20 16:51
NO.42 PH 7.02
24.6°C

2/20 16:52
NO.43 PH 7.04
24.6°C

2/20 16:53
NO.44 PH 7.09
24.6°C

2/20 16:53
NO.45 PH 7.08
24.5°C

2/20 16:54
NO.46 PH 7.05
24.7°C

2/20 16:55
NO.47 PH 7.05
24.6°C

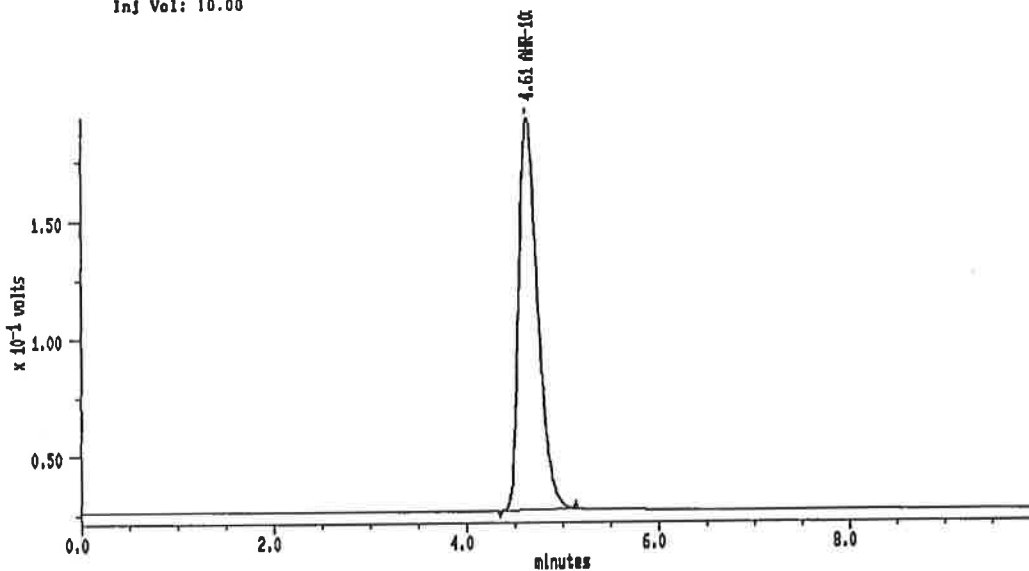
2/20 16:56
NO.48 PH 7.06
24.6°C

2/20 16:56
NO.49 PH 7.06
24.4°C

2/20 16:57
NO.50 PH 7.10
24.5°C

NO.	7	3	10
NO. 43			
NO. 14	1:27	PH	
NO. 5	1:30	PH	
NO. 2			
NO. 41			
NO. 52			22.7
NO. 31	2:01	PH	

Sample: STD1 Channel: detector 1 Filename: INI-01 Chart Speed: Full Size
 Acquired: 20-FEB-101 18:27 Method: B:YAHRIK13VINITIAL Operator: S.S
 Inj Vol: 10.00



MAXIMA (c) 1990 Dynamic Solutions, Division of Millipore

MAXIMA 825 カスタムレポート

Printed: 20-FEB-2001 18:37:32

SAMPLE: STD1

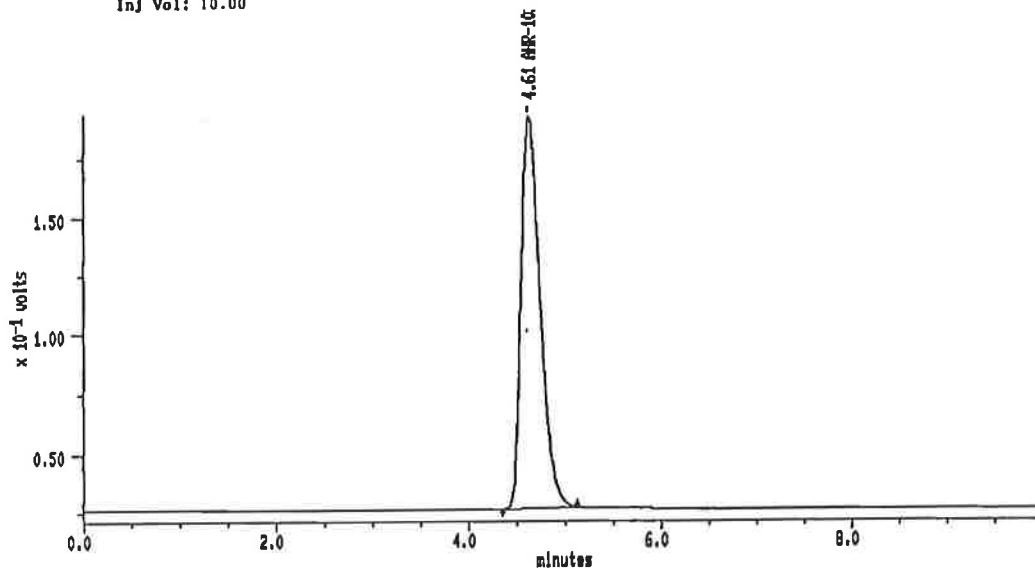
#4 in Method: **AHR-10282B**
 Acquired: 20-FEB-2001 18:27
 Rate: 2.0 points/sec
 Duration: 10.000 minutes
 Operator: S.S

Type: UNKN
 Instrument: Instrument 1
 Filename: INI-01
 Index: 1
 Injection Volume: 10.0

DETECTOR: detector 1

PK#	Retention Time (minutes)	Type	Peak Area	Peak Height	Area Percent	Component Name
1	4.608	BB	2288918	185253	100.00	AHR-10282B
TOTAL			2288918	185253		

Sample: A28 INITIAL Channel: detector 1 Filename: INI-02 Chart Speed: Full Size
 Acquired: 20-FEB-01 18:38 Method: B:YAHRYIKI3YINITIAL Operator: S.S
 Inj Vol: 10.00



MAXIMA (c)1990 Dynamic Solutions, Division of Millipore

MAXIMA 825 カスタムレポート

Printed: 20-FEB-2001 18:48:48

SAMPLE: A28 INITIAL

#6 In Method: AHR-10282B

Acquired: 20-FEB-2001 18:38

Rate: 2.0 points/sec

Duration: 10.000 minutes

Operator: S.S

Type: UNKN

Instrument: Instrument 1

Filename: INI-02

Index: 2

Injection Volume: 10.0

DETECTOR: detector 1

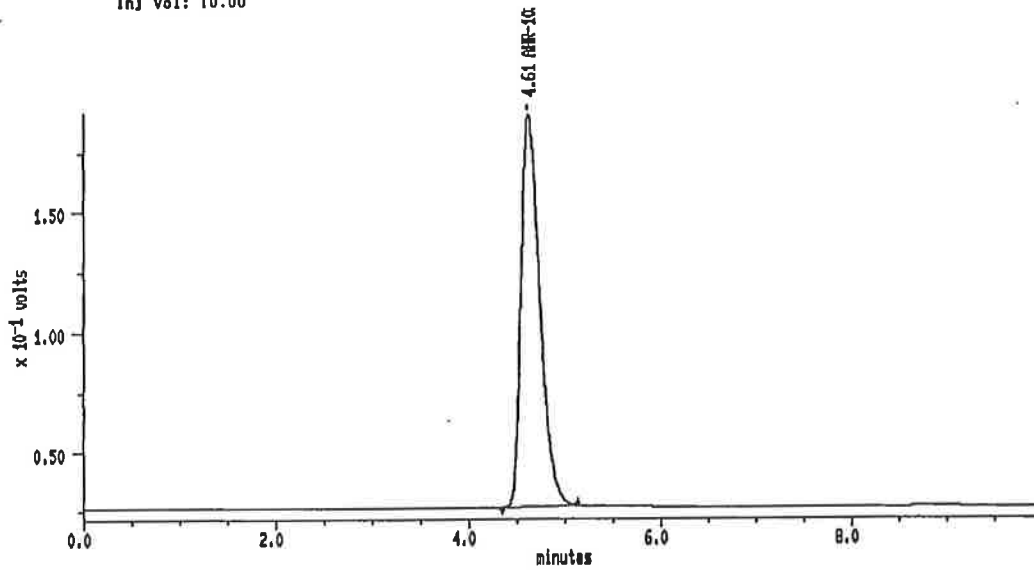
PK#	Retention Time (minutes)	Type	Peak Area	Peak Height	Area Percent	Component Name
1	4.808	BB	2293985	185920	100.00	AHR-10282B
TOTAL			2293985	185920		

6

Sample: A27 INITIAL
Acquired: 20-FEB-01 18:49
Inj Vol: 10.00

Channel: detector 1
Method: B:VAHRVIK13VINITIAL

Filename: INI-03
Chart Speed: Full Size
Operator: S.S



MAXIMA (c) 1990 Dynamic Solutions, Division of Millipore

MAXIMA 825 カスタムレポート

Printed: 20-FEB-2001 19:00:03

SAMPLE: A27 INITIAL

#8 In Method: AHR-10282B

Acquired: 20-FEB-2001 18:49

Rate: 2.0 points/sec

Duration: 10.000 minutes

Operator: S.S

Type: UNKN

Instrument: Instrument 1

Filename: INI-03

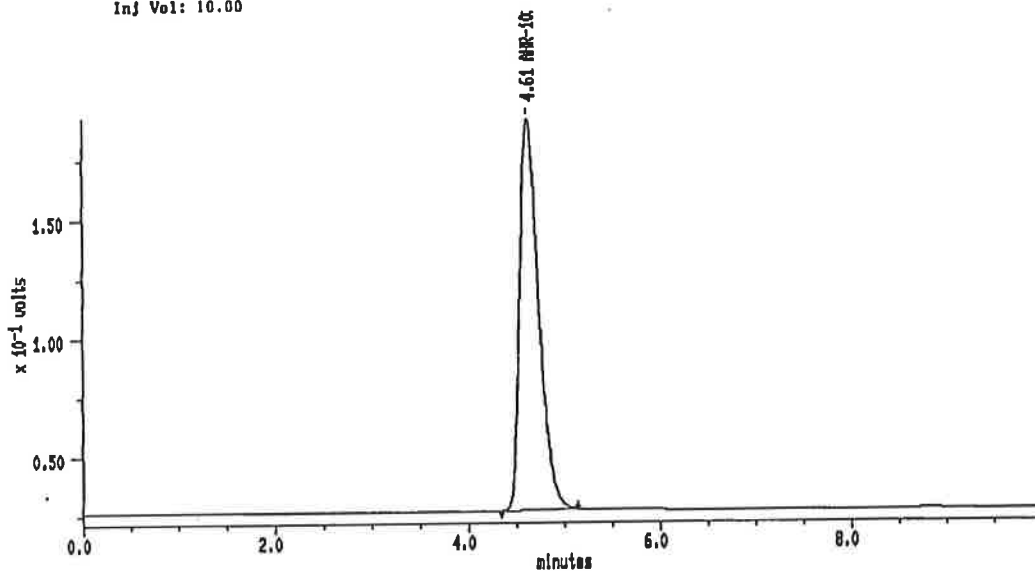
Index: 3

Injection Volume: 10.0

DETECTOR: detector 1

PK#	Retention Time (minutes)	Type	Peak Area	Peak Height	Area Percent	Component Name
1	4.608	BB	2282847	183883	100.00	AHR-10282B
TOTAL			2282847	183883		

Sample: A28 INITIAL Channel: detector 1 Filename: INI-04 Chart Speed: Full Size
 Acquired: 20-FEB-2001 19:00 Method: B:VAHRV1K13VINITIAL Operator: S.S
 Inj Vol: 10.00



MAXIMA (c)1990 Dynamic Solutions, Division of Millipore

MAXIMA 825 カスタムレポート

Printed: 20-FEB-2001 19:11:20

SAMPLE: A28 INITIAL

#7 in Method: **AHR-10282B**

Acquired: 20-FEB-2001 19:00

Rate: 2.0 points/sec

Duration: 10.000 minutes

Operator: S.S

Type: UNKN

Instrument: Instrument 1

Filename: INI-04

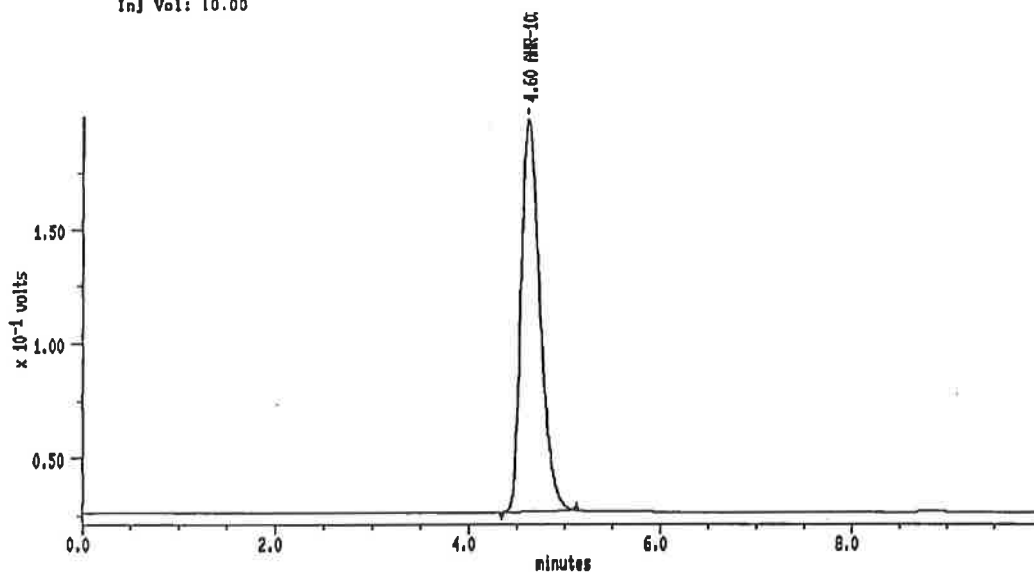
Index: 4

Injection Volume: 10.0

DETECTOR: detector 1

PK#	Retention Time (minutes)	Type	Peak Area	Peak Height	Area Percent	Component Name
1	4.608	BB	2274923	184712	100.00	AHR-10282B
TOTAL			2274923	184712		

Sample: A29 INITIAL Channel: detector 1 Filename: INI-05 Chart Speed: Full Size
 Acquired: 20-FEB-101 19:12 Method: B:VAHRV1K13VINITIAL Operator: S.S
 Inj Vol: 10.00



MAXIMA (c) 1990 Dynamic Solutions, Division of Millipore

MAXIMA 825 カスタムレポート

Printed: 20-FEB-2001 19:22:37

SAMPLE: A29 INITIAL

#8 in Method: AHR-10282B

Acquired: 20-FEB-2001 19:12

Rate: 2.0 points/sec

Duration: 10.000 minutes

Operator: S.S

Type: UNKN

Instrument: Instrument 1

Filename: INI-05

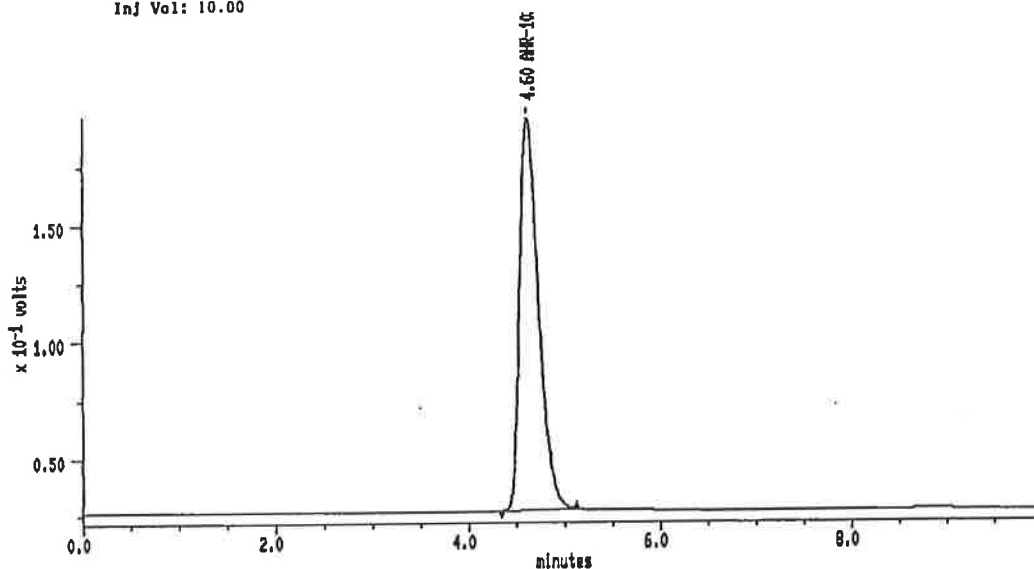
Index: 5

Injection Volume: 10.0

DETECTOR: detector 1

PK#	Retention Time (minutes)	Type	Peak Area	Peak Height	Area Percent	Component Name
1	4.600	BB	2389117	171584	100.00	AHR-10282B
TOTAL			2389117	171584		

Sample: A30 INITIAL Channel: detector 1 Filename: INI-08 Chart Speed: Full Size
 Acquired: 20-FEB-101 19:23 Method: B:VAHRVIK13VINIITAL Operator: S.S
 Inj Vol: 10.00



MAXIMA (c)1990 Dynamic Solutions, Division of Millipore

MAXIMA 825 カスタムレポート

Printed: 20-FEB-2001 19:33:54

SAMPLB: A30 INITIAL

#9 in Method: AHR-10282B

Acquired: 20-FEB-2001 19:23

Rate: 2.0 points/sec

Duration: 10.000 minutes

Operator: S.S

Type: UNKN

Instrument: Instrument 1

Filename: INI-08

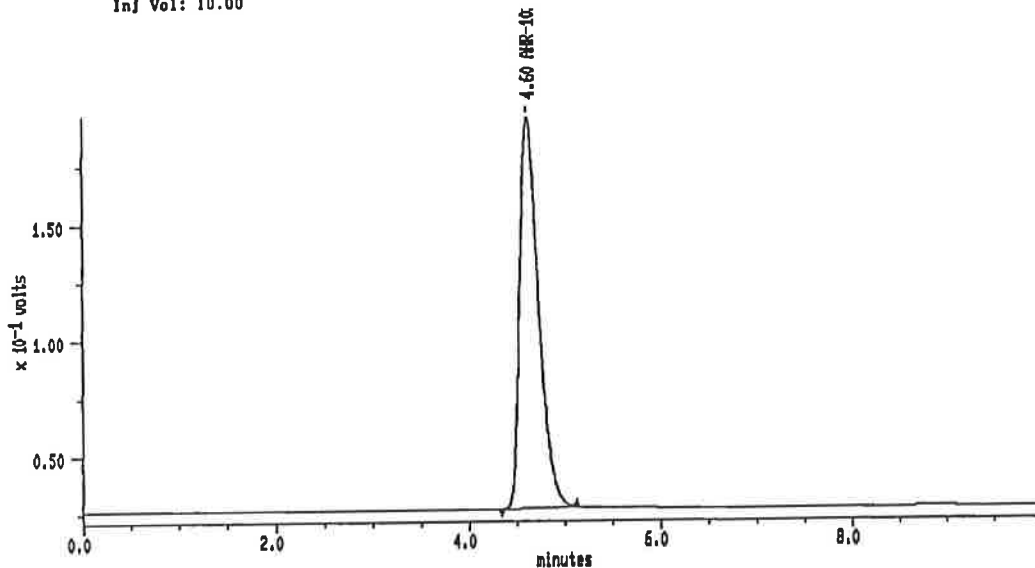
Index: 8

Injection Volume: 10.0

DETECTOR: detector 1

PK#	Retention Time (minutes)	Type	Peak Area	Peak Height	Area Percent	Component Name
1	4.600	BB	2328838	188694	100.00	AHR-10282B
TOTAL			2328838	188694		

Sample: A31 INITIAL Channel: detector 1 Filename: INI-07 Chart Speed: Full Size
 Acquired: 20-FEB-101 19:34 Method: B:VAHRV1K13VINITIAL Operator: S.S
 Inj Vol: 10.00



MAXIMA (c)1990 Dynamic Solutions, Division of Millipore

MAXIMA 825 カスタムレポート

Printed: 20-FEB-2001 18:45:11

SAMPLE: A31 INITIAL

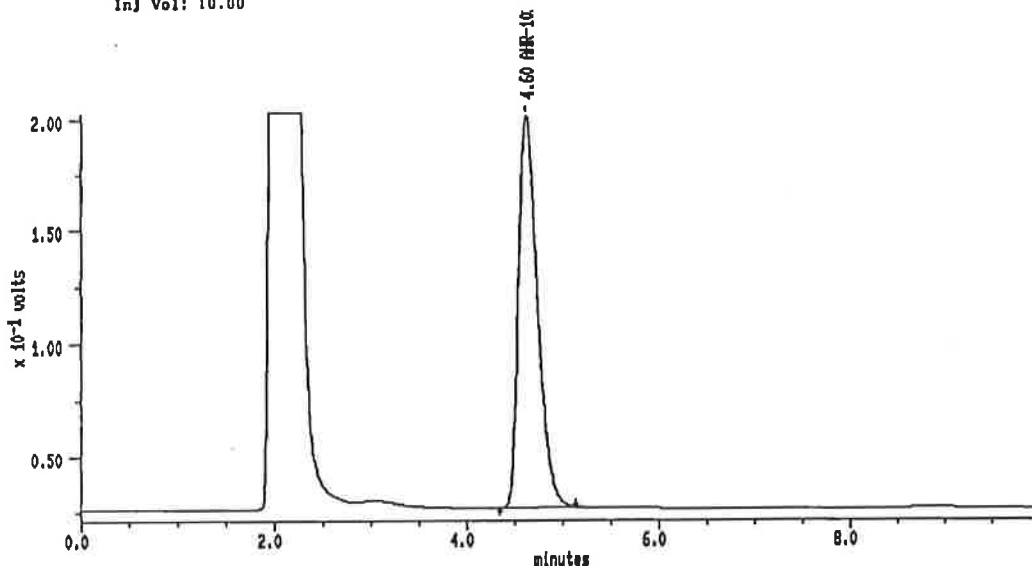
#10 in Method: **AHR-10282B**
 Acquired: 20-FEB-2001 19:34
 Rate: 2.0 points/sec
 Duration: 10.000 minutes
 Operator: S.S

Type: UNKN
 Instrument: Instrument 1
 Filename: INI-07
 Index: 7
 Injection Volume: 10.0

DETECTOR: detector 1

PK#	Retention Time (minutes)	Type	Peak Area	Peak Height	Area Percent	Component Name
1	4.600	BB	2328545	188285	100.00	AHR-10282B
TOTAL			2328545	188285		

Sample: A32 INITIAL Channel: detector 1 Filename: INI-08 Chart Speed: Full Size
 Acquired: 20-FEB-101 19:46 Method: B:VAHRWIK13VINIITAL Operator: S.S
 Inj Vol: 10.00



MAXIMA (c)1990 Dynamic Solutions, Division of Millipore

MAXIMA 825 カスタムレポート

Printed: 20-FEB-2001 19:50:28

SAMPLE: A32 INITIAL

#11 In Method: AHR-10282B

Acquired: 20-FEB-2001 19:46

Rate: 2.0 points/sec

Duration: 10.000 minutes

Operator: S.S

Type: UNKN

Instrument: Instrument 1

Filename: INI-08

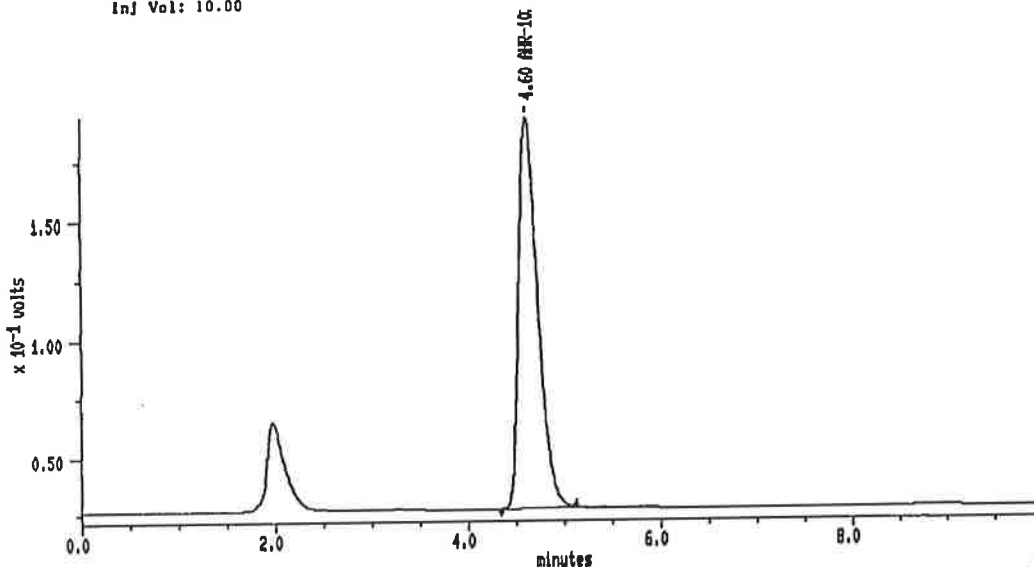
Index: 8

Injection Volume: 10.0

DETECTOR: detector 1

PK#	Retention Time (minutes)	Type	Peak Area	Peak Height	Area Percent	Component Name
1	4.600	8B	2412438	174182	100.00	AHR-10282B
TOTAL			2412438	174182		

Sample: A33 INITIAL Channel: detector 1 Filename: INI-09 Chart Speed: Full Size
 Acquired: 20-FEB-2001 19:57 Method: B:VAHRV1K13VINIITAL Operator: S.S
 Inj Vol: 10.00



MAXIMA (c) 1990 Dynamic Solutions, Division of Millipore

MAXIMA 825 カスタムレポート

Printed: 20-FEB-2001 20:07:46

SAMPLE: A33 INITIAL

#12 in Method: AHR-10282B

Acquired: 20-FEB-2001 19:57

Rate: 2.0 points/sec

Duration: 10.000 minutes

Operator: S.S

Type: UNKN

Instrument: Instrument 1

Filename: INI-09

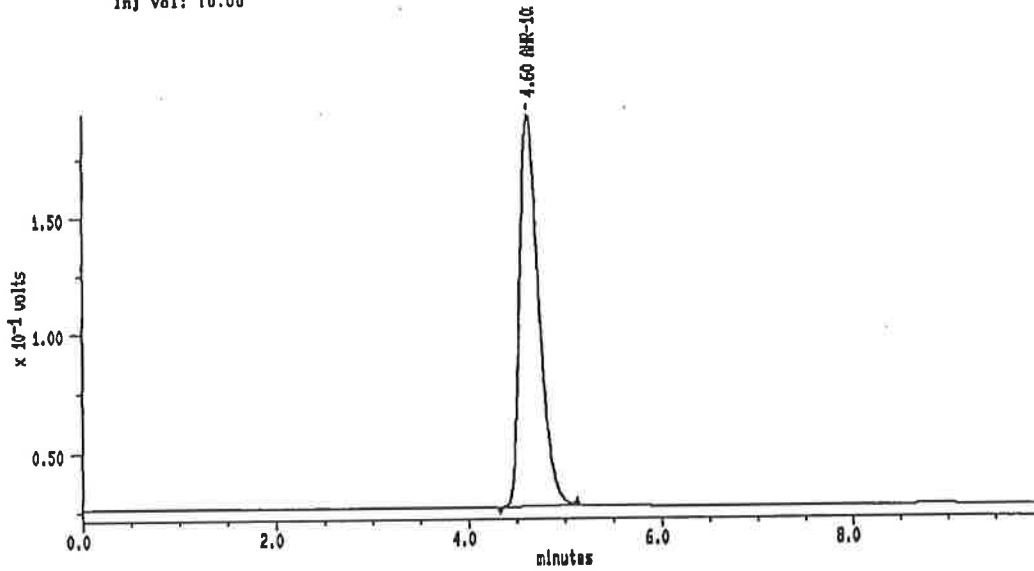
Index: 9

Injection Volume: 10.0

DETECTOR: detector 1

PK#	Retention Time (minutes)	Type	Peak Area	Peak Height	Area Percent	Component Name
1	4.600	DB	2298387	168127	100.00	AHR-10282B
TOTAL			2298387	168127		

Sample: A34 INITIAL Channel: detector 1 Filename: INI-10 Chart Speed: Full Size
 Acquired: 20-FEB-101 20:08 Method: B:VAHRV1K13V1INITIAL Operator: S.S
 Inj Vol: 10.00



MAXIMA (c) 1990 Dynamic Solutions, Division of Millipore

MAXIMA 825 カスタムレポート

Printed: 20-FEB-2001 20:19:02

SAMPLE: A34 INITIAL

#13 in Method: AHR-10282B

Acquired: 20-FEB-2001 20:08

Rate: 2.0 points/sec

Duration: 10.000 minutes

Operator: S.S

Type: UNKN

Instrument: Instrument 1

Filename: INI-10

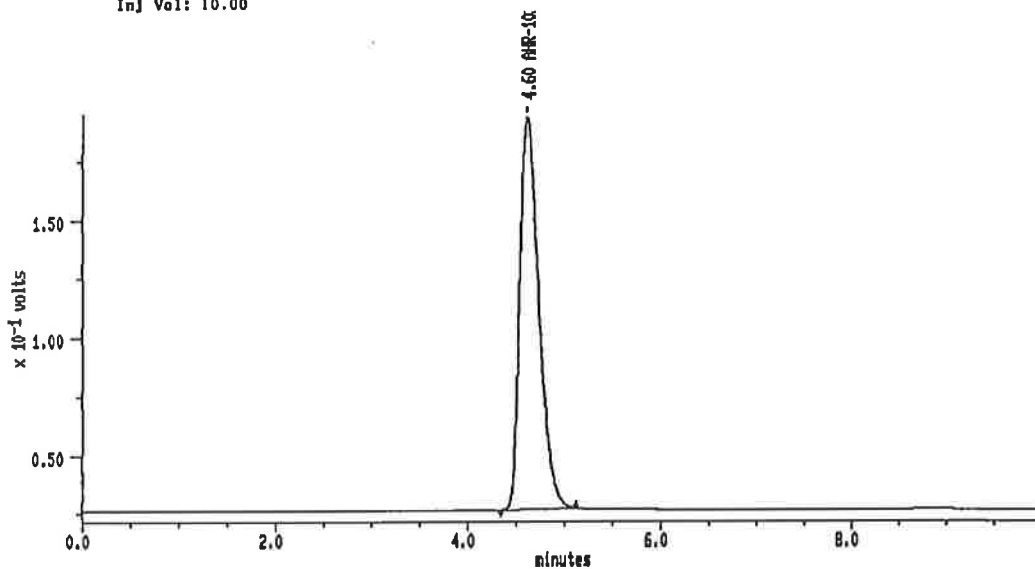
Index: 10

Injection Volume: 10.0

DETECTOR: detector 1

PK#	Retention Time (minutes)	Type	Peak Area	Peak Height	Area Percent	Component Name
1	4.600	BB	2300355	168135	100.00	AHR-10282B
TOTAL			2300355	168135		

Sample: A35 INITIAL Channel: detector 1 Filename: INI-11 Chart Speed: Full Size
 Acquired: 20-FEB-101 20:19 Method: B:VAHRVIK13YINITIAL Operator: S.S
 Inj Vol: 10.00



MAXIMA (c) 1990 Dynamic Solutions, Division of Millipore

MAXIMA 825 カスタムレポート

Printed: 20-FEB-2001 20:30:19

SAMPLE: A35 INITIAL

#14 in Method: AHR-10282B

Acquired: 20-FEB-2001 20:19

Rate: 2.0 points/sec

Duration: 10.000 minutes

Operator: S.S

Type: UNKN

Instrument: Instrument 1

Filename: INI-11

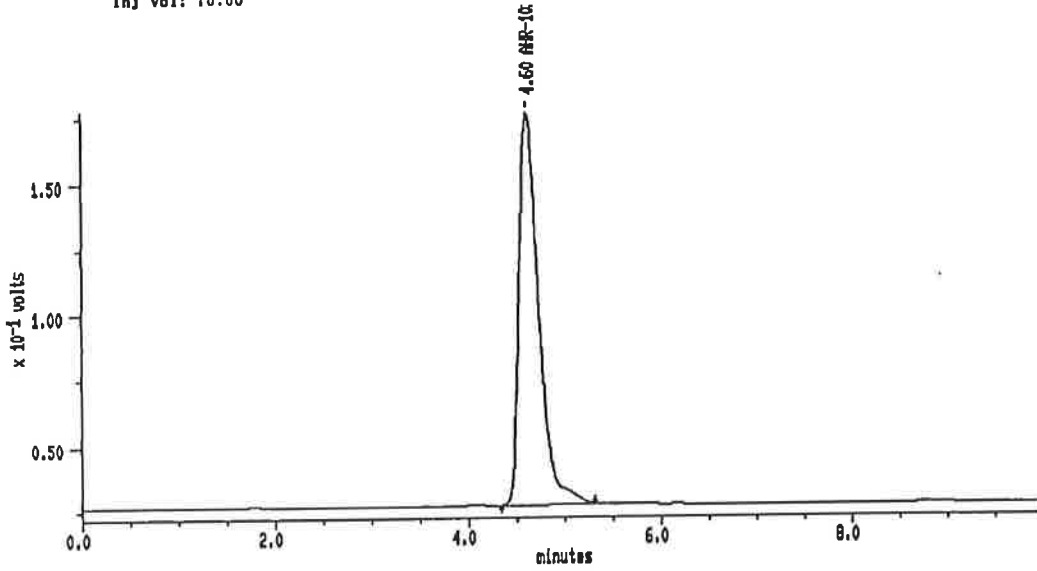
Index: 11

Injection Volume: 10.0

DETECTOR: detector 1

PK#	Retention Time (minutes)	Type	Peak Area	Peak Height	Area Percent	Component Name
1	4.600	BB	2317838	187378	100.00	AHR-10282B
TOTAL			2317838	187378		

Sample: A28 70°C-1W Channel: detector 1 Filename: INI-12 Chart Speed: Full Size
 Acquired: 20-FEB-2001 20:31 Method: B:VAHRV1K13VINITIAL Operator: S.S
 Inj Vol: 10.00



MAXIMA (c) 1990 Dynamic Solutions, Division of Millipore

MAXIMA 825 カスタムレポート

Printed: 20-FEB-2001 20:41:38

SAMPLE: A28 70°C-1W

#15 In Method: AHR-10282B

Acquired: 20-FEB-2001 20:31

Rate: 2.0 points/sec

Duration: 10.000 minutes

Operator: S.S

Type: UNKN

Instrument: Instrument 1

Filename: INI-12

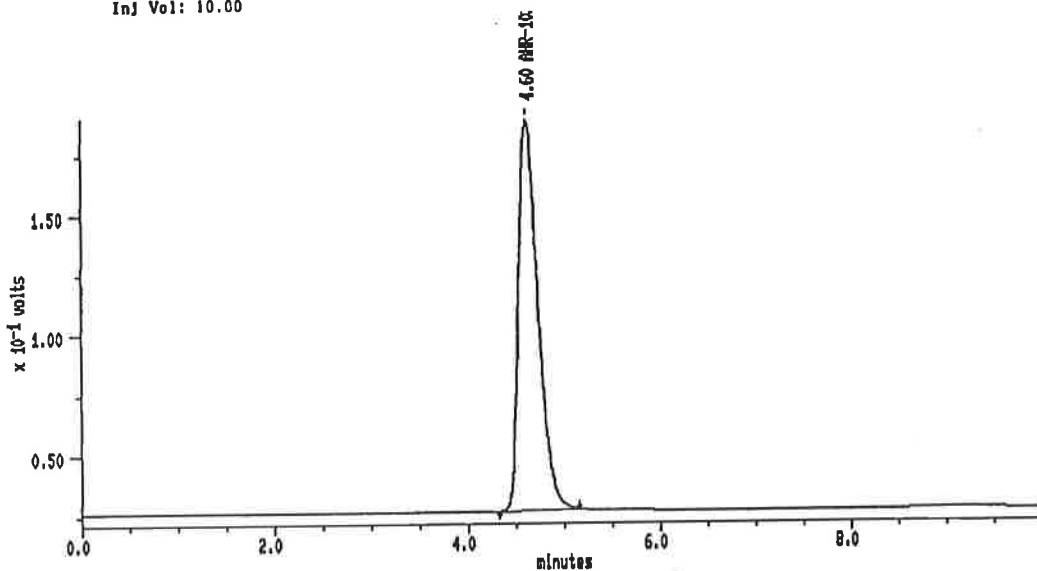
Index: 12

Injection Volume: 10.0

DETECTOR: detector 1

PK#	Retention Time (minutes)	Type	Peak Area	Peak Height	Area Percent	Component Name
1	4.600	BB	2132144	149809	100.00	AHR-10282B
TOTAL			2132144	149809		

Sample: A27 70°C-1W Channel: detector 1 Filename: INI-13 Chart Speed: Full Size
 Acquired: 20-FEB-101 20:42 Method: B:VAHRV1K13VINIITAL Operator: S.S
 Inj Vol: 10.00



MAXIMA (c) 1990 Dynamic Solutions, Division of Millipore

MAXIMA 825 カスタムレポート

Printed: 20-FEB-2001 20:52:53

SAMPLE: A27 70°C-1W

#10 In Method: **AHR-10282B**

Acquired: 20-FEB-2001 20:42

Rate: 2.0 points/sec

Duration: 10.000 minutes

Operator: S.S

Type: UNKN

Instrument: Instrument 1

Filename: INI-13

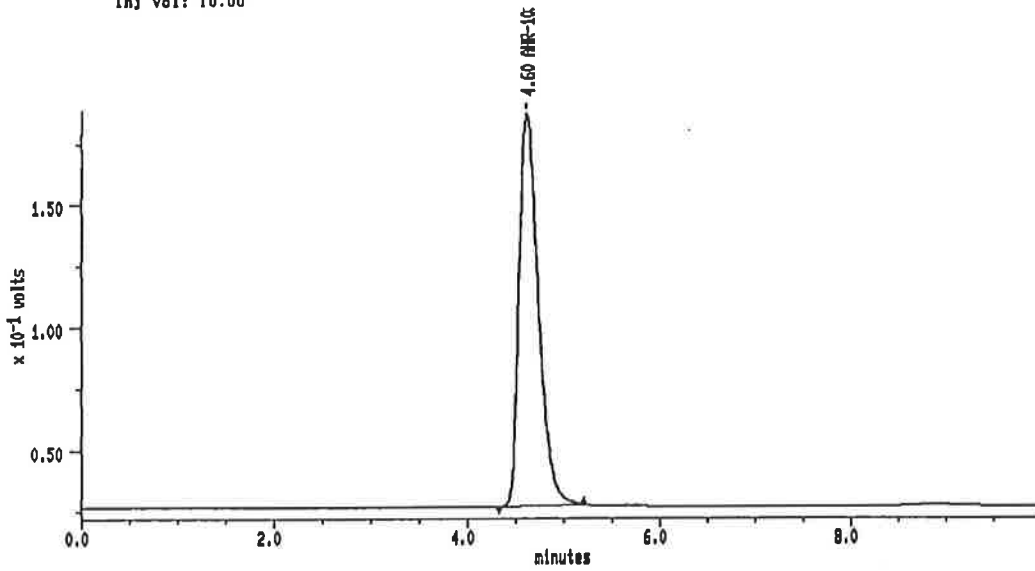
Index: 13

Injection Volume: 10.0

DETECTOR: detector 1

PK#	Retention Time (minutes)	Type	Peak Area	Peak Height	Area Percent	Component Name
1	4.600	DB	2253984	182371	100.00	AHR-10282B
TOTAL			2253984	182371		

Sample: A28 70°C-1W Channel: detector 1 Filename: INI-14 Chart Speed: Full Size
 Acquired: 20-FEB-101 20:53 Method: B:VAHRV1K13YINITIAL Operator: S.S
 Inf Vol: 10.00



MAXIMA (c) 1990 Dynamic Solutions, Division of Millipore

MAXIMA 825 カスタムレポート

Printed: 20-FEB-2001 21:04:11

SAMPLE: A28 70°C-1W

#17 in Method: AHR-10282B

Acquired: 20-FEB-2001 20:53

Rate: 2.0 points/sec

Duration: 10.000 minutes

Operator: S.S

Type: UNKN

Instrument: Instrument 1

Filename: INI-14

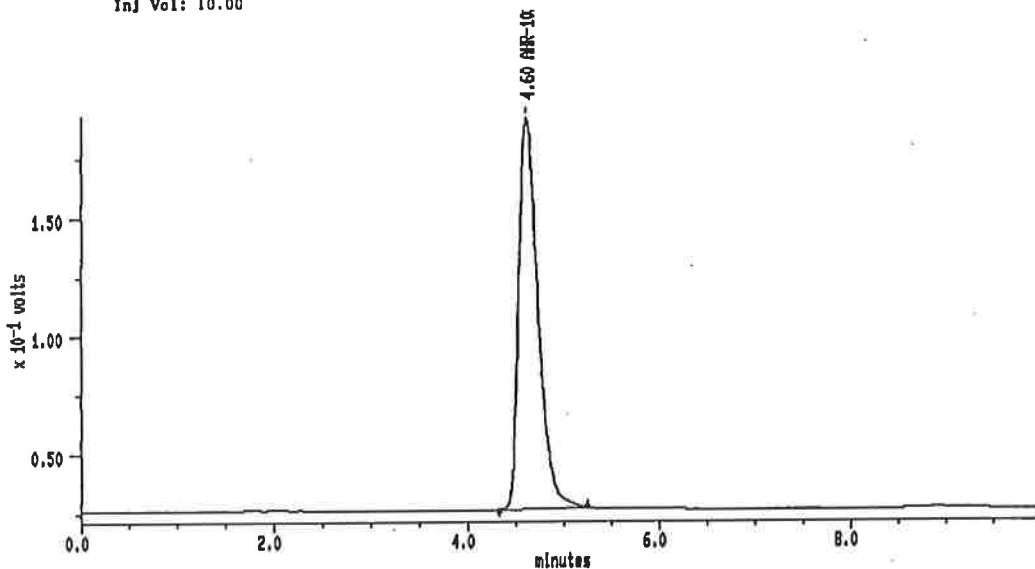
Index: 14

Injection Volume: 10.0

DETECTOR: detector 1

PK#	Retention Time (minutes)	Type	Peak Area	Peak Height	Area Percent	Component Name
1	4.600	BB	2243981	180857	100.00	AHR-10282B
TOTAL			2243981	180857		

Sample: A29 70°C-1W Channel: detector 1 Filename: INI-15 Chart Speed: Full Size
 Acquired: 20-FEB-101 21:04 Method: B:YAHRYIKI3VINITIAL Operator: S.S
 Inj Vol: 10.00



MAXIMA (c) 1990 Dynamic Solutions, Division of Millipore

MAXIMA 825 カスタムレポート

Printed: 20-FEB-2001 21:15:28

SAMPLE: A29 70°C-1W

#18 In Method: **AHR-10282B**

Acquired: 20-FEB-2001 21:04

Rate: 2.0 points/sec

Duration: 10.000 minutes

Operator: S.S

Type: UNKN

Instrument: Instrument 1

Filename: INI-15

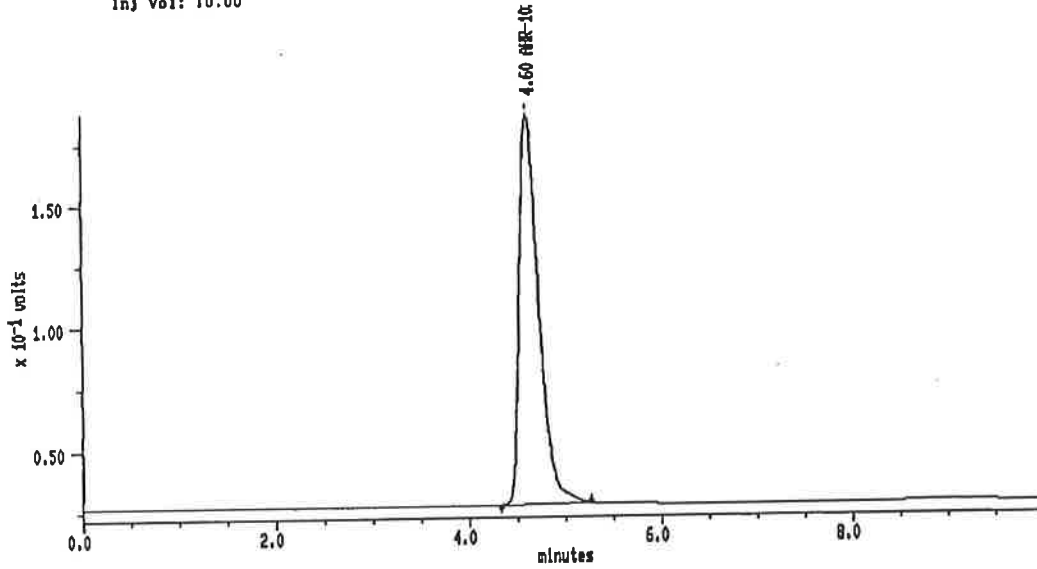
Index: 15

Injection Volume: 10.0

DETECTOR: detector 1

PK#	Retention Time (minutes)	Type	Peak Area	Peak Height	Area Percent	Component Name
1	4.800	BB	2312544	184798	100.00	AHR-10282B
TOTAL			2312544	184798		

Sample: A30 70°C-1W Channel: detector 1 Filename: INI-18 Chart Speed: Full Size
 Acquired: 20-FEB-2001 21:18 Method: B:VAHRV1K13VINITIAL Operator: S.S
 Inj Vol: 10.00



MAXIMA (c) 1990 Dynamic Solutions, Division of Millipore

MAXIMA 825 カスタムレポート

Printed: 20-FEB-2001 21:28:42

SAMPLE: A30 70°C-1W

#19 In Method: **AHR-10282B**

Acquired: 20-FEB-2001 21:18

Rate: 2.0 points/sec

Duration: 10.000 minutes

Operator: S.S

Type: UNKN

Instrument: Instrument 1

Filename: INI-18

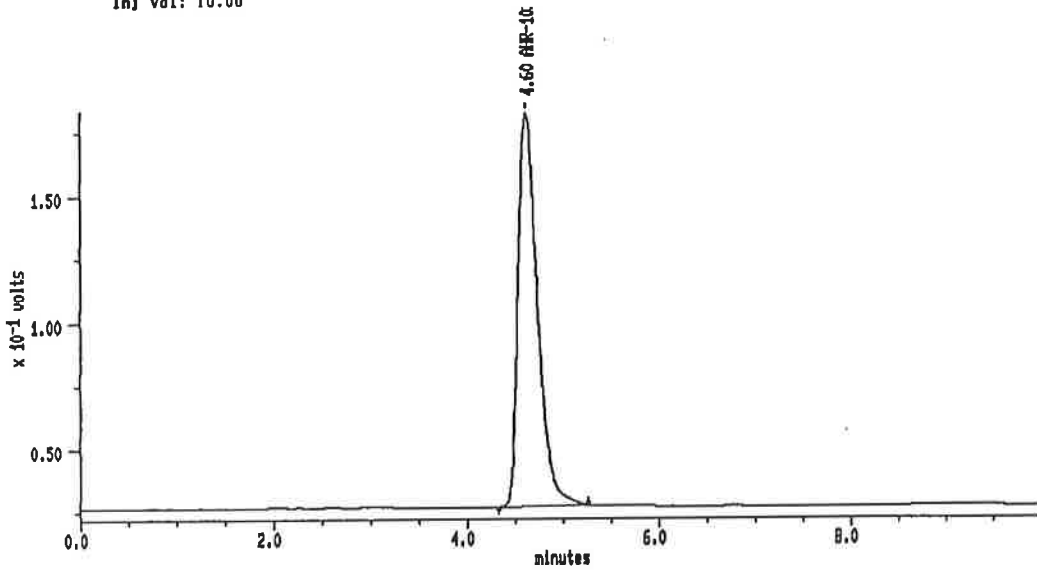
Index: 18

Injection Volume: 10.0

DETECTOR: detector 1

PK#	Retention Time (minutes)	Type	Peak Area	Peak Height	Area Percent	Component Name
1	4.600	BB	2258611	180085	100.00	AHR-10282B
TOTAL			2258611	180085		

Sample: A31 70°C-1W Channel: detector 1 Filename: INI-17 Chart Speed: Full Size
 Acquired: 20-FEB-101 21:27 Method: B:VAHRVIK13VINIITAL Operator: S.S
 Inj Vol: 10.00



MAXIMA (c)1990 Dynamic Solutions, Division of Millipore

MAXIMA 825 カスタムレポート

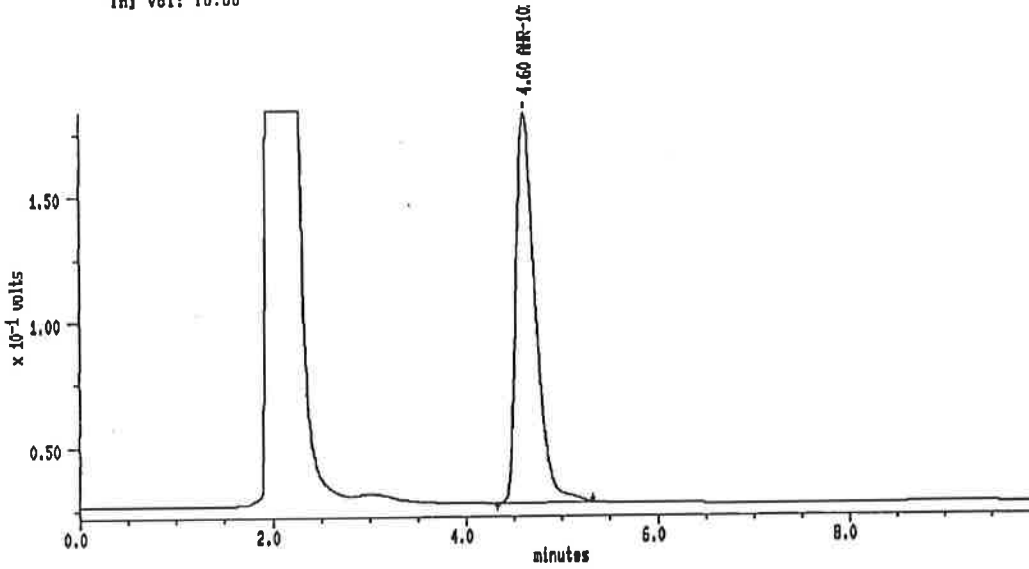
Printed: 20-FEB-2001 21:38:00

SAMPLE: A31 70°C-1W Type: UNKN
 #20 In Method: AHR-10282B Instrument: Instrument 1
 Acquired: 20-FEB-2001 21:27 Filename: INI-17
 Rate: 2.0 points/sec Index: 17
 Duration: 10.000 minutes Injection Volume: 10.0
 Operator: S.S

DETECTOR: detector 1

PK#	Retention Time (minutes)	Type	Peak Area	Peak Height	Area Percent	Component Name
1	4.800	BB	2195968	166706	100.00	AHR-10282B
TOTAL			2195968	166706		

Sample: A32 70°C-1W Channel: detector 1 Filename: INI-18 Chart Speed: Full Size
 Acquired: 20-FEB-101 21:38 Method: B:VAHRVIK13VINITIAL Operator: S.S
 Inj Vol: 10.00



MAXIMA (c) 1990 Dynamic Solutions, Division of Millipore

MAXIMA 825 カスタムレポート

Printed: 20-FEB-2001 21:49:17

SAMPLE: A32 70°C-1W

#21 In Method: AHR-10282B

Acquired: 20-FEB-2001 21:38

Rate: 2.0 points/sec

Duration: 10.000 minutes

Operator: S.S

Type: UNKN

Instrument: Instrument 1

Filename: INI-18

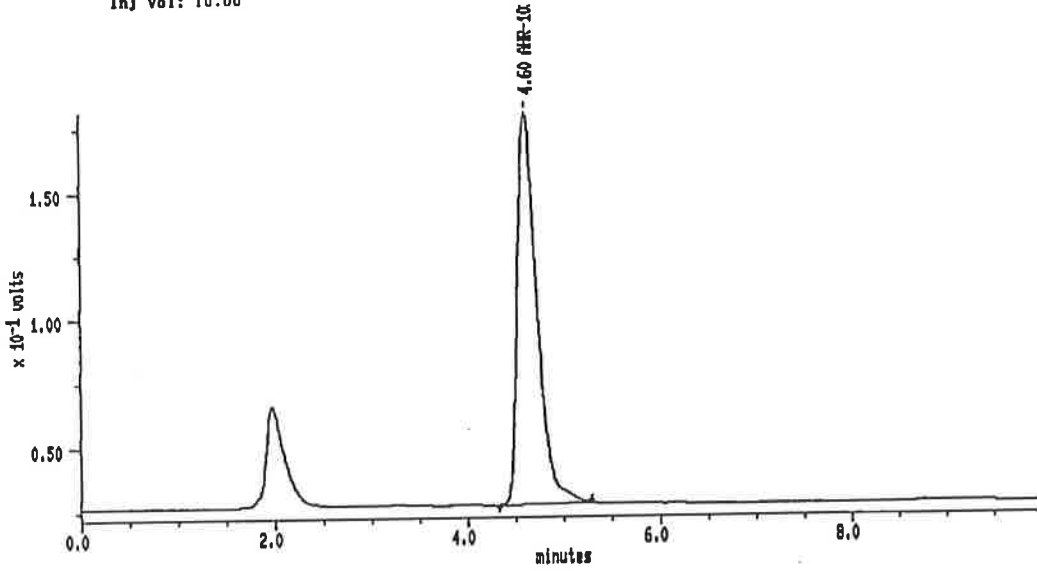
Index: 18

Injection Volume: 10.0

DETECTOR: detector 1

PK#	Retention Time (minutes)	Type	Peak Area	Peak Height	Area Percent	Component Name
1	4.800	BB	2197422	155218	100.00	AHR-10282B
TOTAL			2197422	155218		

Sample: A33 70°C-1W Channel: detector 1 Filename: INI-19 Chart Speed: Full Size
 Acquired: 20-FEB-101 21:50 Method: B:VAHRV1K13VINIITAL Operator: S.S
 Inj Vol: 10.00



MAXIMA (c) 1990 Dynamic Solutions, Division of Millipore

MAXIMA 825 カスタムレポート

Printed: 20-FEB-2001 22:00:33

SAMPLE: A33 70°C-1W

#22 In Method: AHR-10282B

Acquired: 20-FEB-2001 21:50

Rate: 2.0 points/sec

Duration: 10.000 minutes

Operator: S.S

Type: UNKN

Instrument: Instrument 1

Filename: INI-19

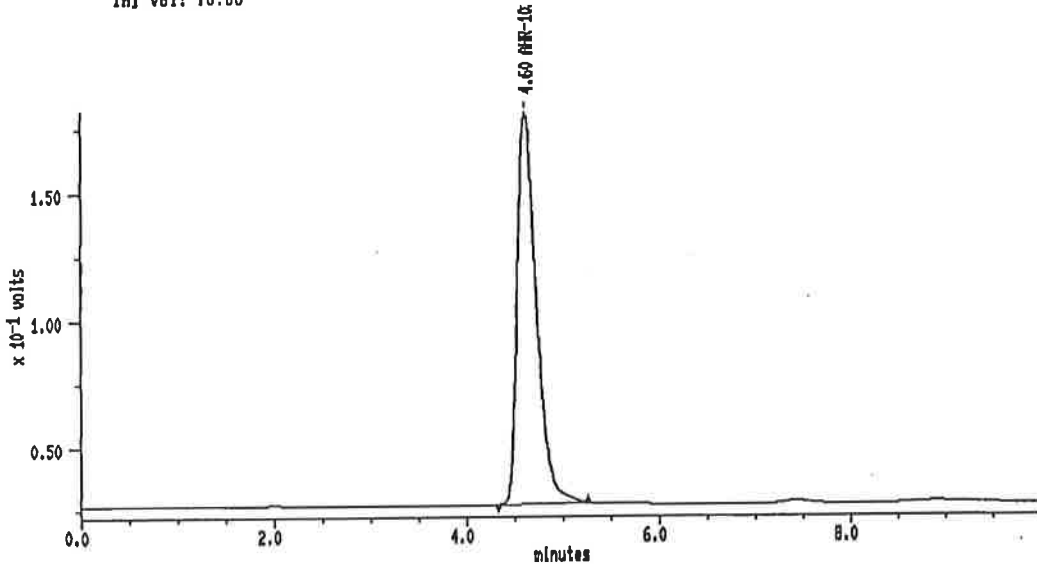
Index: 19

Injection Volume: 10.0

DETECTOR: detector 1

PK#	Retention Time (minutes)	Type	Peak Area	Peak Height	Area Percent	Component Name
1	4.600	BB	2188925	153754	100.00	AHR-10282B
TOTAL			2188925	153754		

Sample: A34 70°C-1W Channel: detector 1 Filename: INI-20 Chart Speed: Full Size
 Acquired: 20-FEB-101 22:01 Method: B:VAHRVIK13VINIITAL Operator: S.S
 Inj Vol: 10.00



MAXIMA (c) 1990 Dynamic Solutions, Division of Millipore

MAXIMA 825 カスタムレポート

Printed: 20-FEB-2001 22:11:51

SAMPLE: A34 70°C-1W

#23 In Method: AHR-10282B

Acquired: 20-FEB-2001 22:01

Rate: 2.0 points/sec

Duration: 10.000 minutes

Operator: S.S

Type: UNKN

Instrument: Instrument 1

Filename: INI-20

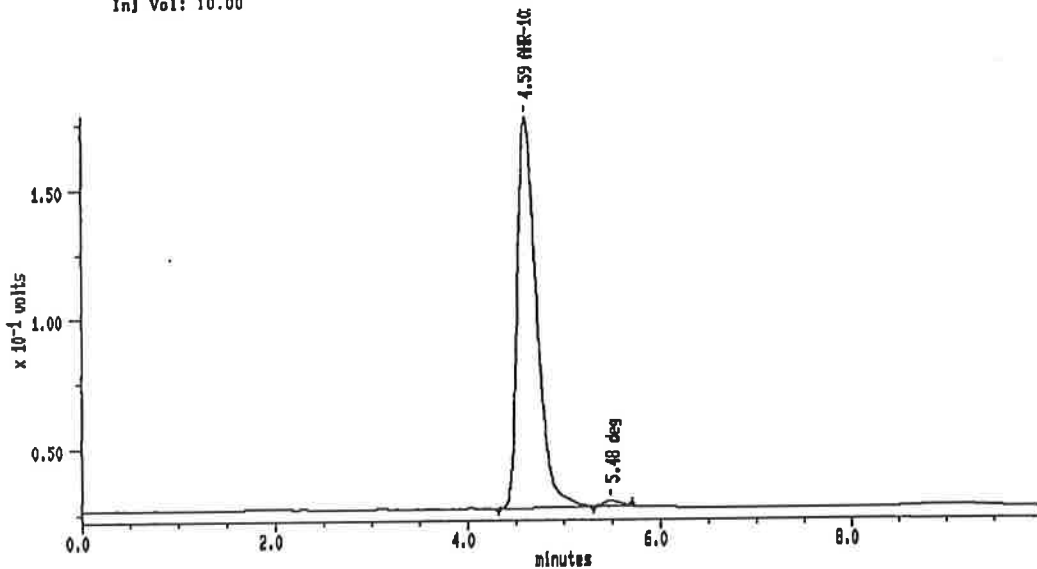
Index: 20

Injection Volume: 10.0

DETECTOR: detector 1

PK#	Retention Time (minutes)	Type	Peak Area	Peak Height	Area Percent	Component Name
1	4.600	BB	2165761	154673	100.00	AHR-10282B
TOTAL			2165761	154673		

Sample: A35 70°C-1W Channel: detector 1 Filename: INI-21 Chart Speed: Full Size
 Acquired: 20-FEB-101 22:12 Method: B:VAHRV1K13YINITIAL Operator: S.S
 Inj Vol: 10.00



MAXIMA (c) 1990 Dynamic Solutions, Division of Millipore

MAXIMA 825 カスタムレポート

Printed: 20-FEB-2001 22:23:07

SAMPLB: A35 70°C-1W

#24 In Method: AHR-10282B

Acquired: 20-FEB-2001 22:12

Rate: 2.0 points/sec

Duration: 10.000 minutes

Operator: S.S

Type: UNKN

Instrument: Instrument 1

Filename: INI-21

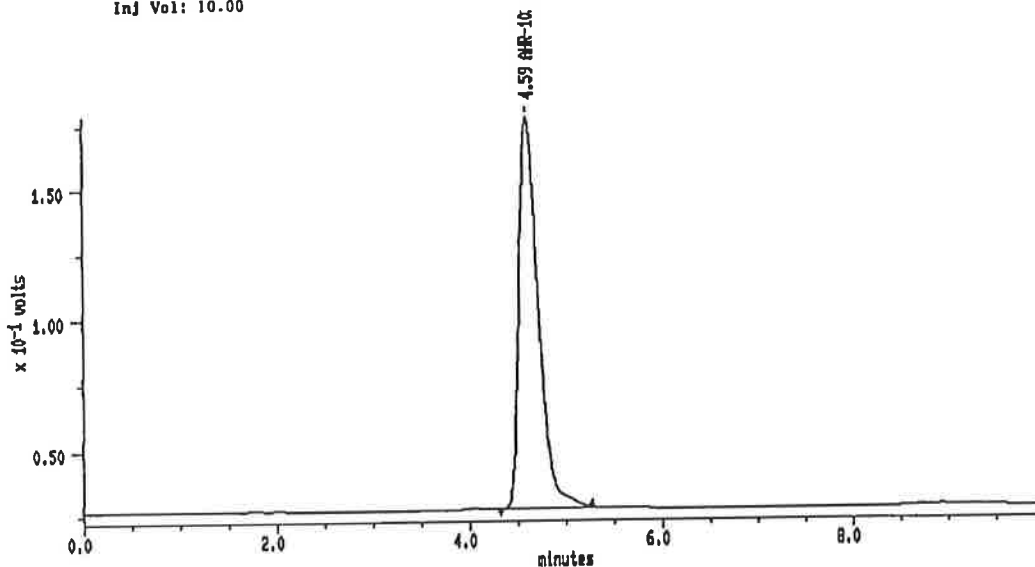
Index: 21

Injection Volume: 10.0

DETECTOR: detector 1

PK#	Retention Time (minutes)	Type	Peak Area	Peak Height	Area Percent	Component Name
1	4.592	BB	2115392	150851	98.88	AHR-10282B
2	5.483	SS	23941	1953	1.12	deg
TOTAL			2139332	152804		

Sample: A28 80°C-1W Channel: detector 1 Filename: INI-22 Chart Speed: Full Size
 Acquired: 20-FEB-101 22:23 Method: B:VAHRV1K13VINIITAL Operator: S.S
 Inj Vol: 10.00



MAXIMA (c) 1990 Dynamic Solutions. Division of Millipore

MAXIMA 825 カスタムレポート

Printed: 20-FEB-2001 22:34:26

SAMPLE: A28 80°C-1W

#25 in Method: AHR-10282B

Acquired: 20-FEB-2001 22:23

Rate: 2.0 points/sec

Duration: 10.000 minutes

Operator: S.S

Type: UNKN

Instrument: Instrument 1

Filename: INI-22

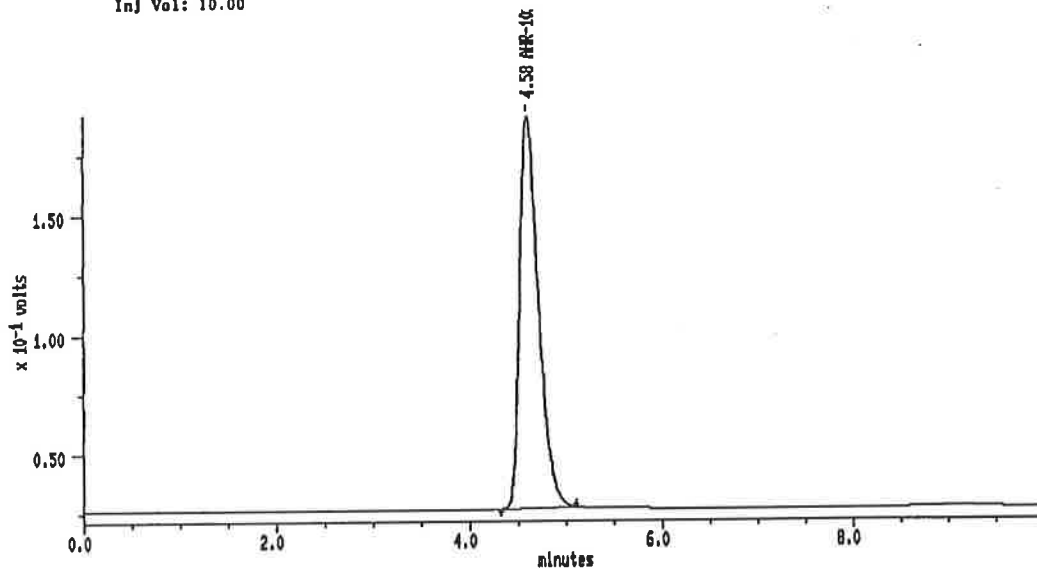
Index: 22

Injection Volume: 10.0

DETECTOR: detector 1

PK#	Retention Time (minutes)	Type	Peak Area	Peak Height	Area Percent	Component Name
1	4.692	BB	2117468	150742	100.00	AHR-10282B
TOTAL			2117468	150742		

Sample: A27 80°C-1W Channel: detector 1 Filename: INI-23 Chart Speed: Full Size
 Acquired: 20-FEB-101 22:36 Method: B:YAHRYIKI3VINIITAL Operator: S.S
 Inj Vol: 10.00



MAXIMA (c)1990 Dynamic Solutions, Division of Millipore

MAXIMA 825 カスタムレポート

Printed: 20-FEB-2001 22:45:41

SAMPLE: A27 80°C-1W

#28 in Method: AHR-10282B

Acquired: 20-FEB-2001 22:36

Rate: 2.0 points/sec

Duration: 10.000 minutes

Operator: S.S

Type: UNKN

Instrument: Instrument 1

Filename: INI-23

Index: 23

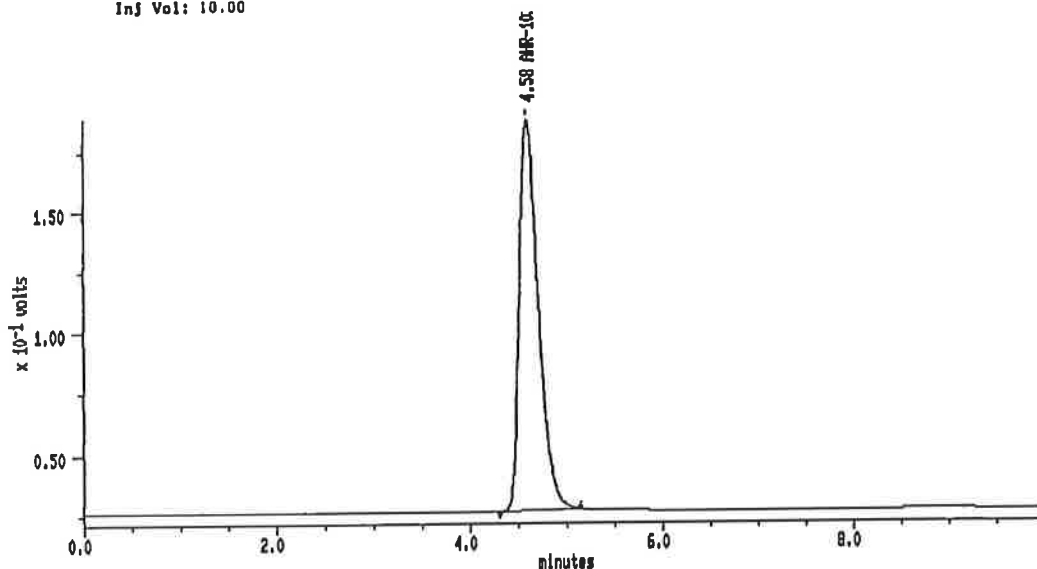
Injection Volume: 10.0

DETECTOR: detector 1

PK#	Retention Time (minutes)	Type	Peak Area	Peak Height	Area Percent	Component Name
1	4.683	BB	2250178	183888	100.00	AHR-10282B
TOTAL			2250178	183888		

27

Sample: A28 80°C-1W Channel: detector 1 Filename: INI-24 Chart Speed: Full Size
 Acquired: 20-FEB-101 22:46 Method: B:YAHVVIK13VINITIAL Operator: S.S
 Inf Vol: 10.00



MAXIMA (c)1990 Dynamic Solutions, Division of Millipore

MAXIMA 825 カスタムレポート

Printed: 20-FEB-2001 22:58:58

SAMPLE: A28 80°C-1W

#27 In Method: AHR-10282B

Acquired: 20-FEB-2001 22:46

Rate: 2.0 points/sec

Duration: 10.000 minutes

Operator: S.S

Type: UNKN

Instrument: Instrument 1

Filename: INI-24

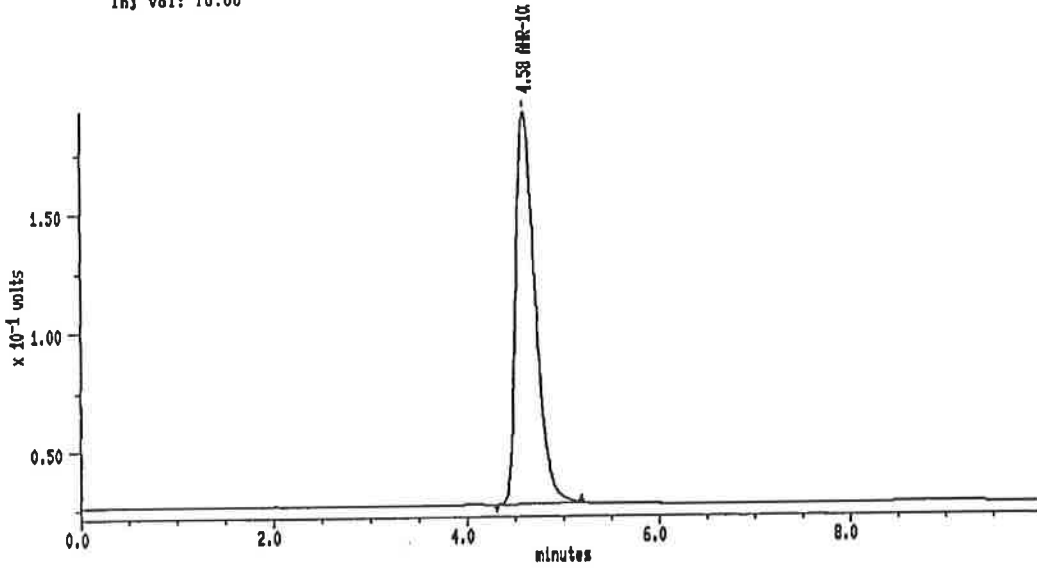
Index: 24

Injection Volume: 10.0

DETECTOR: detector 1

PK#	Retention Time (minutes)	Type	Peak Area	Peak Height	Area Percent	Component Name
1	4.683	BB	2211902	180832	100.00	AHR-10282B
TOTAL			2211902	180832		

Sample: A29 80°C-1W Channel: detector 1 Filename: INI-25 Chart Speed: Full Size
 Acquired: 20-FEB-101 22:57 Method: B:VAHRVIX13VINITIAL Operator: S.S
 Inj Vol: 10.00



MAXIMA (c) 1990 Dynamic Solutions, Division of Millipore

MAXIMA 825 カスタムレポート

Printed: 20-FEB-2001 23:08:15

SAMPLE: A29 80°C-1W

#28 In Method: **AHR-10282B**

Acquired: 20-FEB-2001 22:57

Rate: 2.0 points/sec

Duration: 10.000 minutes

Operator: S.S

Type: UNKN

Instrument: Instrument 1

Filename: INI-25

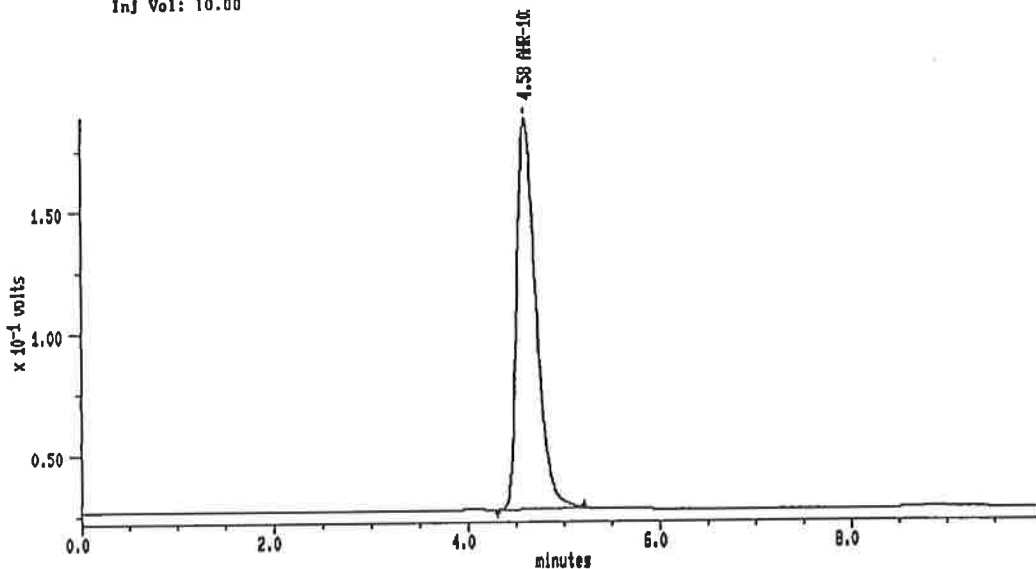
Index: 25

Injection Volume: 10.0

DETECTOR: detector 1

PK#	Retention Time (minutes)	Type	Peak Area	Peak Height	Area Percent	Component Name
1	4.583	BB	2290389	185439	100.00	AHR-10282B
TOTAL			2290389	185439		

Sample: A30 80°C-1W Channel: detector 1 Filename: INI-28 Chart Speed: Full Size
 Acquired: 20-FEB-2001 23:09 Method: B:VAHRV1K13VINITIAL Operator: S.S
 Inj Vol: 10.00



MAXIMA (c) 1990 Dynamic Solutions, Division of Millipore

MAXIMA 825 カスタムレポート

Printed: 20-FEB-2001 23:19:32

SAMPLE: A30 80°C-1W

#29 in Method: **AHR-10282B**

Acquired: 20-FEB-2001 23:09

Rate: 2.0 points/sec

Duration: 10.000 minutes

Operator: S.S

Type: UNKN

Instrument: Instrument 1

Filename: INI-28

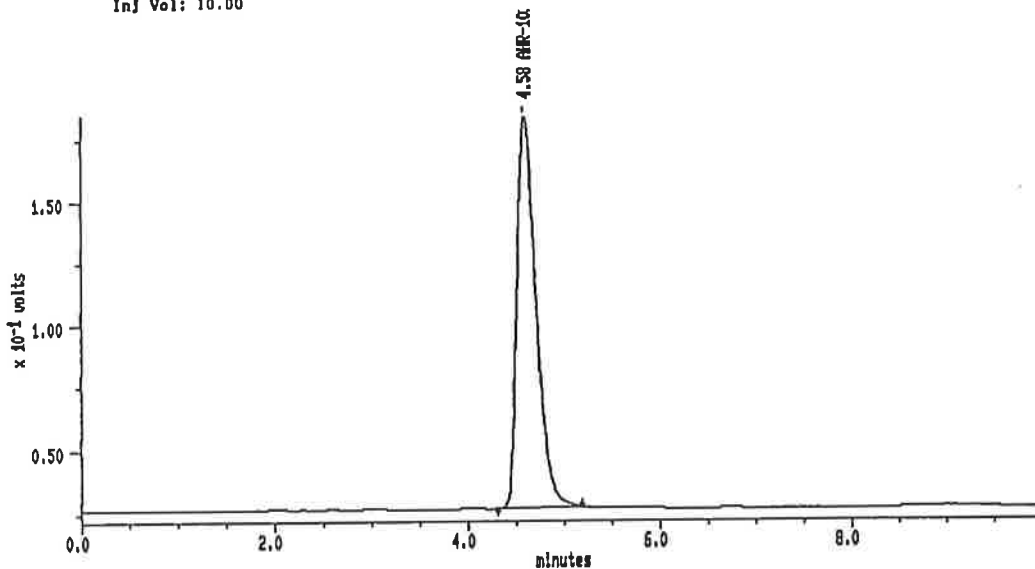
Index: 28

Injection Volume: 10.0

DETECTOR: detector 1

PK#	Retention Time (minutes)	Type	Peak Area	Peak Height	Area Percent	Component Name
1	4.583	BB	2227585	180837	100.00	AHR-10282B
TOTAL			2227585	180837		

Sample: A31 80°C-1W Channel: detector 1 Filename: INI-27 Chart Speed: Full Size
 Acquired: 20-FEB-101 23:20 Method: B:VAHRV1K13VINIITAL Operator: S.S
 Inj Vol: 10.00



MAXIMA (c)1990 Dynamic Solutions, Division of Millipore

MAXIMA 825 カスタムレポート

Printed: 20-FEB-2001 23:30:48

SAMPLE: A31 80°C-1W

#30 In Method: **AHR-10282B**

Acquired: 20-FEB-2001 23:20

Rate: 2.0 points/sec

Duration: 10.000 minutes

Operator: S.S

Type: UNKN

Instrument: Instrument 1

Filename: INI-27

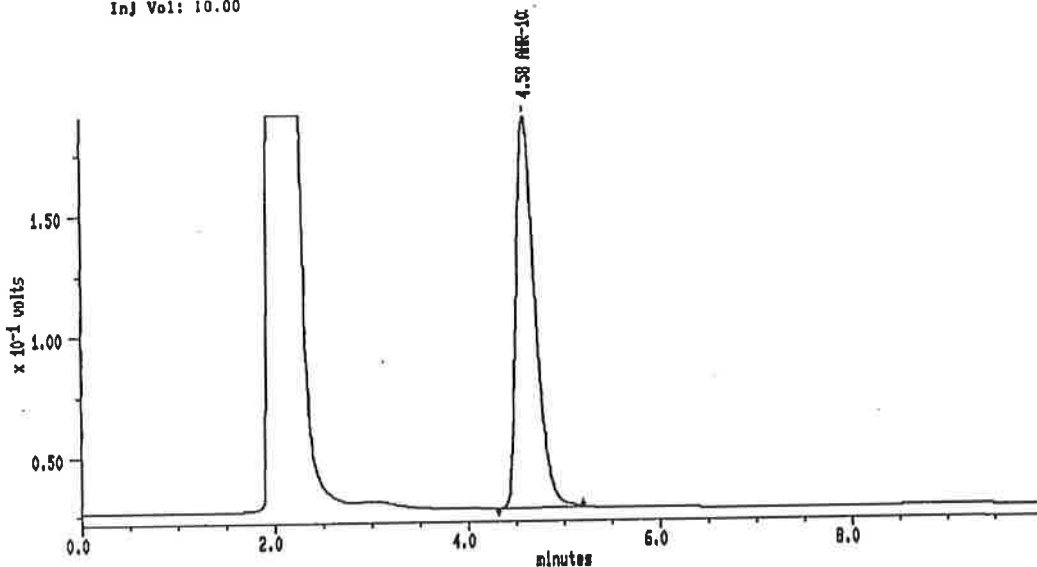
Index: 27

Injection Volume: 10.0

DETECTOR: detector 1

PK#	Retention Time (minutes)	Type	Peak Area	Peak Height	Area Percent	Component Name
1	4.676	BB	2170890	168770	100.00	AHR-10282B
TOTAL			2170890	168770		

Sample: A32 80°C-1W Channel: detector 1 Filename: INI-28 Chart Speed: Full Size
 Acquired: 20-FEB-101 23:31 Method: B:YAHRY1K13VINIITIAL Operator: S.S
 Inj Vol: 10.00



MAXIMA (c)1990 Dynamic Solutions, Division of Millipore

MAXIMA 825 カスタムレポート

Printed: 20-FEB-2001 23:42:13

SAMPLE: A32 80°C-1W

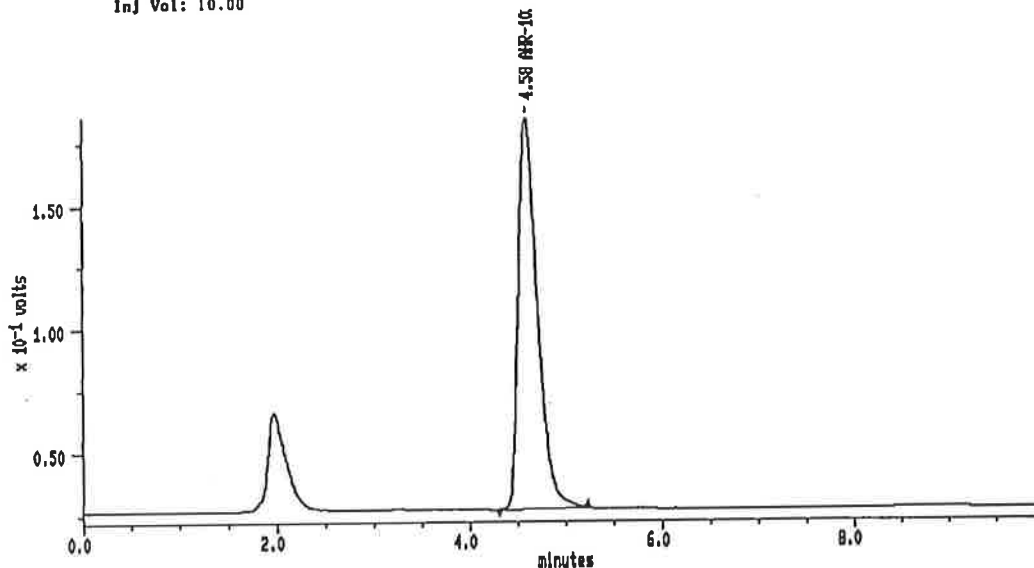
#31 In Method: AHR-10282B
 Acquired: 20-FEB-2001 23:31
 Rate: 2.0 points/sec
 Duration: 10.000 minutes
 Operator: S.S

Type: UNKN
 Instrument: Instrument 1
 Filename: INI-28
 Index: 28
 Injection Volume: 10.0
 Amount: 0.000

DETECTOR: detector 1

PK#	Retention Time (minutes)	Type	Peak Area	Peak Height	Area Percent	Component Name
1	4.583	BB	2243853	182390	100.00	AHR-10282B
TOTAL			2243853	182390		

Sample: A33 80°C-1W Channel: detector 1 Filename: INI-29 Chart Speed: Full Size
 Acquired: 20-FEB-101 23:43 Method: B:VAHRV1K13VINITIAL Operator: S.S
 Inj Vol: 10.00



MAXIMA (c) 1990 Dynamic Solutions, Division of Millipore

MAXIMA 825 カスタムレポート

Printed: 20-FEB-2001 23:53:38

SAMPLE: A33 80°C-1W

#32 In Method: **AHR-10282B**

Acquired: 20-FEB-2001 23:43

Rate: 2.0 points/sec

Duration: 10.000 minutes

Operator: S.S

Type: UNKN

Instrument: Instrument 1

Filename: INI-29

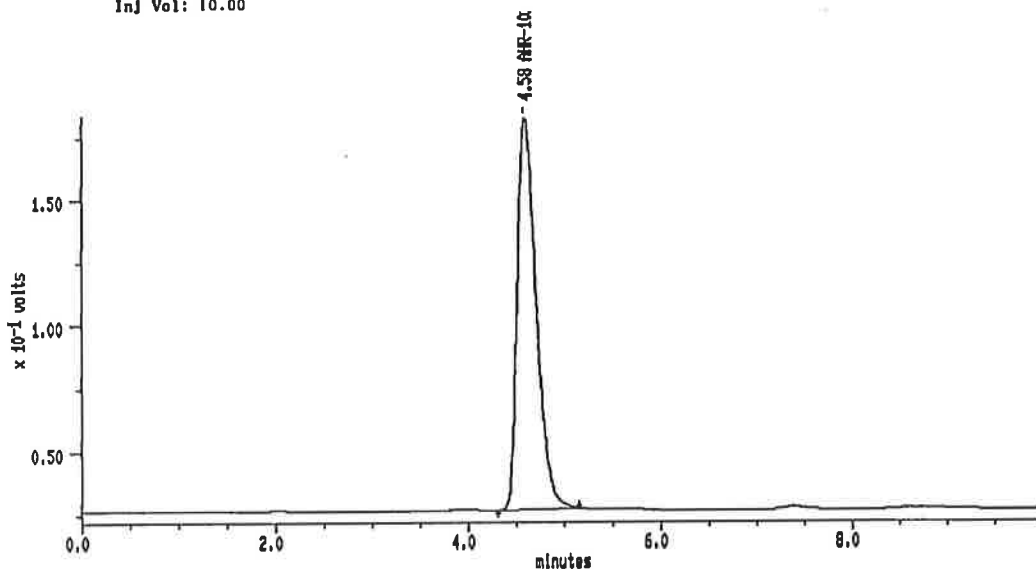
Index: 29

Injection Volume: 10.0

DETECTOR: detector 1

PK#	Retention Time (minutes)	Type	Peak Area	Peak Height	Area Percent	Component Name
1	4.583	BB	2193124	157839	100.00	AHR-10282B
TOTAL			2193124	157839		

Sample: A34 80° C-1W Channel: detector 1 Filename: INI-30 Chart Speed: Full Size
 Acquired: 20-FEB-101 23:54 Method: B:VAHRV1K13VINIITAL Operator: S.S
 Inj Vol: 10.00



MAXIMA (c) 1980 Dynamic Solutions, Division of Millipore

MAXIMA 825 カスタムレポート

Printed: 21-FEB-2001 0:06:02

SAMPLE: A34 80° C-1W

#33 in Method: **AHR-10282B**

Acquired: 20-FEB-2001 23:54

Rate: 2.0 points/sec

Duration: 10.000 minutes

Operator: S.S

Type: UNKN

Instrument: Instrument 1

Filename: INI-30

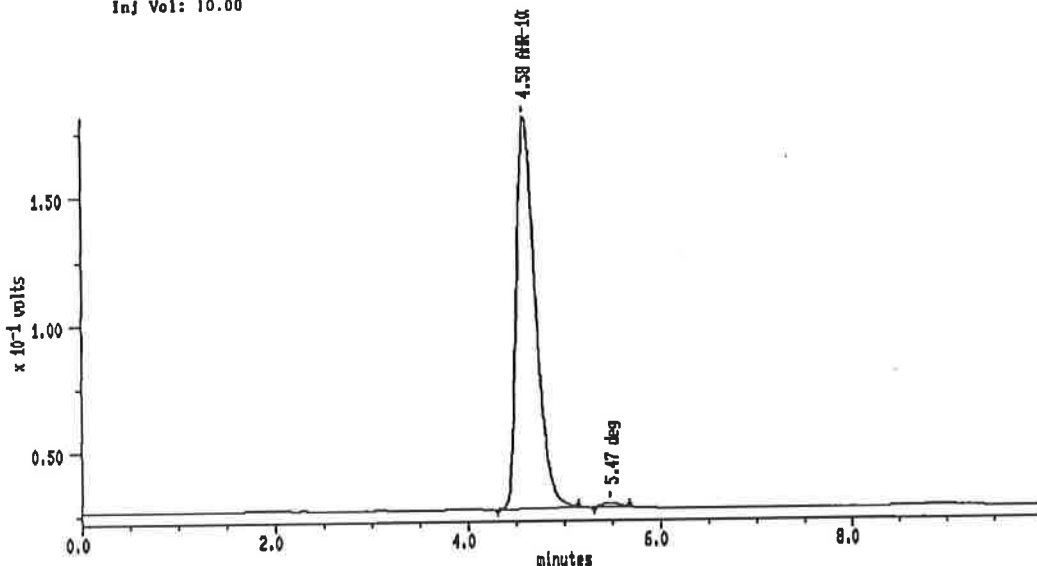
Index: 30

Injection Volume: 10.0

DETECTOR: detector 1

PK#	Retention Time (minutes)	Type	Peak Area	Peak Height	Area Percent	Component Name
1	4.575	BB	2153242	158022	100.00	AHR-10282B
TOTAL			2153242	158022		

Sample: A35 80°C-1W Channel: detector 1 Filename: INI-31 Chart Speed: Full Size
 Acquired: 21-FEB-101 0:05 Method: B:VAHRV1K13VINITIAL Operator: S.S
 Inj Vol: 10.00



MAXIMA (c) 1990 Dynamic Solutions, Division of Millipore

MAXIMA 825 カスタムレポート

Printed: 21-FEB-2001 0:18:28

SAMPLE: A35 80°C-1W

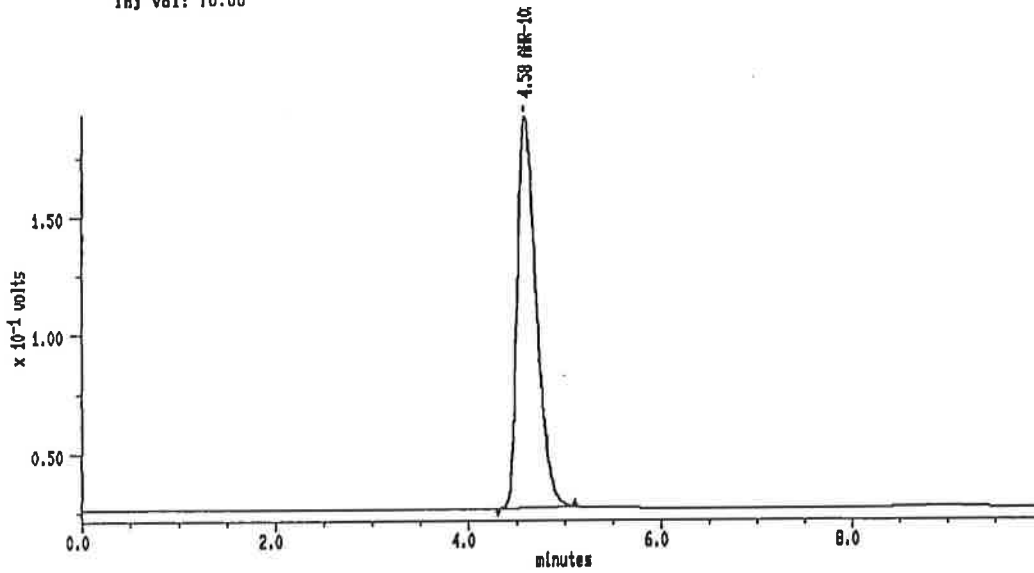
#34 In Method: AHR-10282B
 Acquired: 21-FEB-2001 0:05
 Rate: 2.0 points/sec
 Duration: 10.000 minutes
 Operator: S.S

Type: UNKN
 Instrument: Instrument 1
 Filename: INI-31
 Index: 31
 Injection Volume: 10.0

DETECTOR: detector 1

PK#	Retention Time (minutes)	Type	Peak Area	Peak Height	Area Percent	Component Name
1	4.575	BB	2118180	153459	98.98	AHR-10282B
2	5.487	BB	21814	1737	1.02	deg
TOTAL			2137994	155197		

Sample: STD2 Channel: detector 1 Filename: INI-32 Chart Speed: Full Size
 Acquired: 21-FEB-101 0:17 Method: B:YAHYV1K13VINIITAL Operator: S.S
 Inj Vol: 10.00



MAXIMA (c)1990 Dynamic Solutions, Division of Millipore

MAXIMA 825 カスタムレポート

Printed: 21-FEB-2001 0:27:58

SAMPLE: STD2

#36 In Method: AHR-10282B
 Acquired: 21-FEB-2001 0:17
 Rate: 2.0 points/sec
 Duration: 10.000 minutes
 Operator: S.S

Type: UNKN
 Instrument: Instrument 1
 Filename: INI-32
 Index: 32
 Injection Volume: 10.0

DETECTOR: detector 1

PK#	Retention Time (minutes)	Type	Peak Area	Peak Height	Area Percent	Component Name
1	4.676	BB	2278153	185513	100.00	AHR-10282B
TOTAL			2278153	185513		

2/20 16:27
NO.21 PH 7.05
24.1°C

2/20 16:28
NO.22 PH 7.10
24.3°C

2/20 16:30
NO.23 PH 7.10
24.3°C

2/20 16:32
NO.24 PH 7.08
24.4°C

2/20 16:33
NO.25 PH 7.09
24.5°C

2/20 16:34
NO.26 PH 7.06
24.3°C

2/20 16:35
NO.27 PH 7.05
24.3°C

2/20 16:36
NO.28 PH 7.08
24.4°C

2/20 16:36
NO.29 PH 7.07
24.5°C

2/20 16:38
NO.30 PH 7.12
24.4°C

2/20 16:39
NO.31 PH 7.02
24.4°C

2/20 16:40
NO.32 PH 7.05
24.5°C

2/20 16:41
NO.33 PH 7.03
24.6°C

2/20 16:42
NO.34 PH 7.03
24.5°C

2/20 16:43
NO.35 PH 7.02
24.6°C

2/20 16:44
NO.36 PH 7.01
24.6°C

2/20 16:45
NO.37 PH 7.04
24.5°C

2/20 16:46
NO.38 PH 7.10
24.6°C

2/20 16:48
NO.39 PH 7.10
24.5°C

2/20 16:49
NO.40 PH 7.10
24.4°C

2/20 16:50
NO.41 PH 7.02
24.6°C

2/20 16:51
NO.42 PH 7.02
24.6°C

2/20 16:52
NO.43 PH 7.04
24.6°C

2/20 16:53
NO.44 PH 7.09
24.6°C

2/20 16:53
NO.45 PH 7.08
24.5°C

2/20 16:54
NO.46 PH 7.05
24.7°C

2/20 16:55
NO.47 PH 7.05
24.6°C

2/20 16:56
NO.48 PH 7.06
24.6°C

2/20 16:56
NO.49 PH 7.06
24.4°C

2/20 16:57
NO.50 PH 7.10
24.5°C

P2000B177 Lot No. 01K13/ Initial

本生データは経時的な劣化のおそれがあるため、複写しました。
従って、原本と相違ありません。

05.05.06 澤 嗣一郎

プロナック点眼液の安定性試験
Lot No.01H151

試験コード：P2000B177
試験実施者：澤 嗣郎
試験実施日：2001年02月19日

	ID	Chromato No	Peak Area	Conc. (mg/mL)	Remaining (%)	Collec(%)	Water	Initial	present
STD	1	S4-01	2303381						
STD	2	S4-18	2265689						
STD	mean		2284535	0.9980					
A-18	60°C-4W	S4-02	2379311	1.0394	101.39	94.51	6.79	8.5880	8.2530
A-19	60°C-4W	S4-03	2470948	1.0794	102.54	95.41	6.95	8.6173	8.2724
A-20	60°C-4W	S4-04	1329680	0.5809	55.01	51.27	6.79	8.6044	8.2682
A-21	60°C-4W	S4-05	1938745	0.8469	79.19	73.81	6.79	8.5498	8.2174
A-22	60°C-4W	S4-06	1594609	0.6966	67.87	63.19	6.89	8.5821	8.2425
A-23	60°C-4W	S4-07	2027430	0.8857	83.87	78.17	6.80	8.6440	8.3047
A-24	60°C-4W	S4-08	1833727	0.8011	77.68	72.44	6.74	8.6247	8.2897
A-25	60°C-4W	S4-09	1908933	0.8339	84.04	78.39	6.72	8.5719	8.2415
A-18	50°C-4W	S4-10	2277761	0.9950	97.05	94.13	3.01	8.6300	8.4800
A-19	50°C-4W	S4-11	2397283	1.0473	99.49	96.34	3.17	8.5270	8.3725
A-20	50°C-4W	S4-12	1527362	0.6672	63.18	61.18	3.16	8.4625	8.3103
A-21	50°C-4W	S4-13	2004949	0.8759	81.91	79.42	3.04	8.6136	8.4628
A-22	50°C-4W	S4-14	1725127	0.7536	73.43	71.03	3.27	8.5703	8.4093
A-23	50°C-4W	S4-15	2073253	0.9057	85.77	83.05	3.17	8.5336	8.3790
A-24	50°C-4W	S4-16	1887128	0.8244	79.94	77.40	3.18	8.4512	8.2986
A-25	50°C-4W	S4-17	1969902	0.8606	86.73	83.96	3.19	8.5677	8.4109

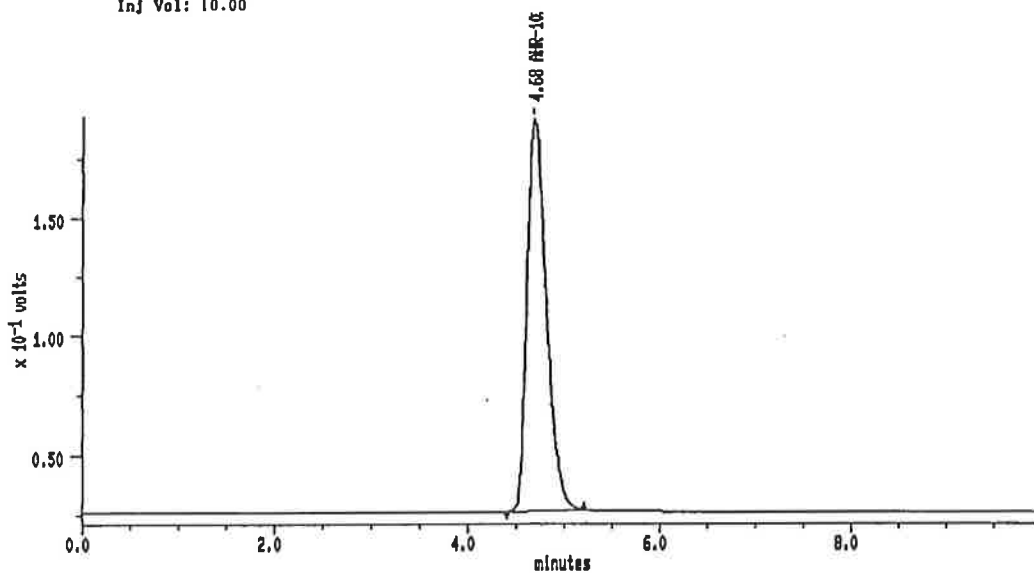
計算ミスがあったため訂正した。
計算に必要なデータを記載するため再編集した。
05.05.06 澤 嗣郎

1/20

試験物質名: AHR10282B	試験コード: P2000B177	試験年月日: 2001年02月19日
試験項目:		試験実施者: 澤 嗣郎
5710 AHR10282B 0.01996g/20mL X2-ml/20mL MP		

							2/19 16:11 NO.98 PH 8.15 24.3°C
A18	60°C-KW	8.16	8.5880	8.2530	-	+	黄
A19		8.17	8.6173	8.2724	-	-	黄
A20		6.98	8.6044	8.2682	++	++	橙黄
A21		6.89	8.5498	8.2174	++	++	橙黄
A22		7.00	8.5821	8.2425	+	±	黄
A23		6.97	8.6440	8.3047	+	+	黄
A24		6.90	8.6247	8.2897	+	++	橙黄
A25		6.95	8.5719	8.2415	+	+	黄
A18	50°C-KW	8.19	8.6300	8.4800	-	-	黄
A19		8.15	8.5270	8.32725	-	-	黄
A20	s	7.00	8.4625	8.3103	-	+	橙黄
A21		6.94	8.6136	8.4628	-	+	橙黄
A22		6.99	8.5703	8.4093	t(6)	+	黄
A23		6.95	8.5336	8.3790	-	+	黄
A24		6.90	8.4512	8.2986	-	+	橙黄
A25		7.00	8.5677	8.4109	-	+	橙黄
							2/19 16:12 NO.99 PH 8.17 24.4°C
							2/19 16:13 NO. 1 PH 6.98 24.4°C
							2/19 16:14 NO. 2 PH 6.99 24.5°C
							2/19 16:15 NO. 3 PH 7.03 24.6°C
							2/19 16:16 NO. 4 PH 6.97 24.6°C
							2/19 16:17 NO. 5 PH 6.90 24.5°C
							2/19 16:17 NO. 6 PH 6.95 24.6°C
							2/19 16:18 NO. 7 PH 6.13 24.7°C
							2/19 16:19 NO. 8 PH 8.15 24.3°C
							2/19 16:19 NO. 9 PH 7.00 24.3°C
							2/19 16:20 NO.10 PH 6.94 24.3°C
							2/19 16:21 NO.11 PH 6.99 24.4°C
							2/19 16:21 NO.12 PH 6.95 24.4°C
							2/19 16:22 NO.13 PH 6.98 24.3°C
							2/19 16:22 NO.14 PH 7.00 24.3°C

Sample: STD1 Channel: detector 1 Filename: S4-01 Chart Speed: Full Size
 Acquired: 19-FEB-101 21:02 Method: B:VAHRV1H15V60-4W Operator: S.S
 Inj Vol: 10.00



MAXIMA (c) 1990 Dynamic Solutions, Division of Millipore

MAXIMA 825 カスタムレポート

Printed: 19-FEB-2001 21:13:03

SAMPLE: STD1

#4 In Method: AHR-10282B

Acquired: 19-FEB-2001 21:02

Rate: 2.0 points/sec

Duration: 10.000 minutes

Operator: S.S

Type: UNKN

Instrument: Instrument 1

Filename: S4-01

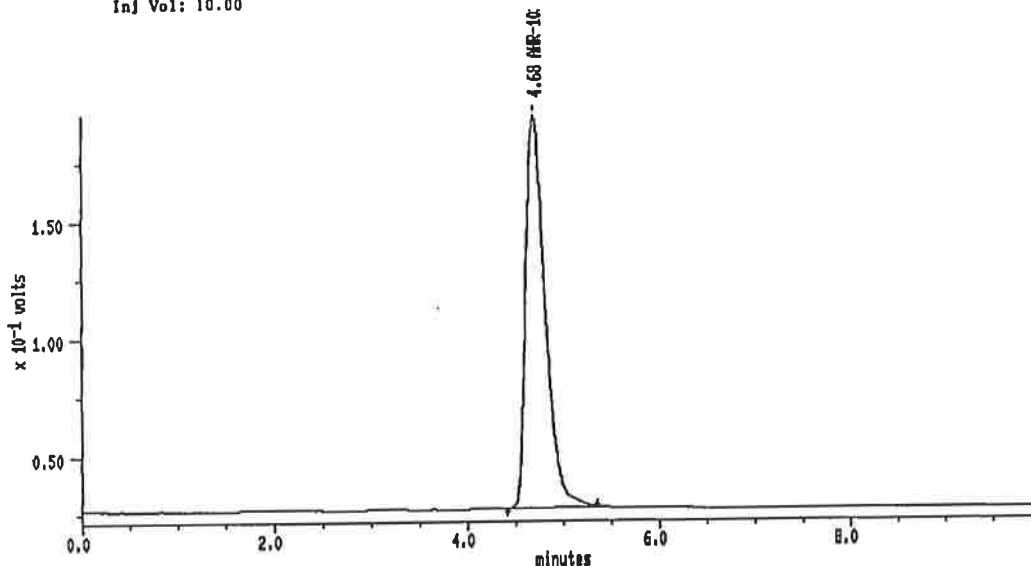
Index: 18

Injection Volume: 10.0

DETECTOR: detector 1

PK#	Retention Time (minutes)	Type	Peak Area	Peak Height	Area Percent	Component Name
1	4.675	BB	2303381	164825	100.00	AHR-10282B
TOTAL			2303381	164825		

Sample: A18 80°C-4W Channel: detector 1 Filename: S4-02 Chart Speed: Full Size
 Acquired: 19-FEB-101 21:13 Method: B:VAHRV1H16V80-4W Operator: S.S
 Inj Vol: 10.00



MAXIMA (c) 1990 Dynamic Solutions, Division of Millipore

MAXIMA 825 カスタムレポート

Printed: 19-FEB-2001 21:24:27

SAMPLE: A18 80°C-4W

#5 in Method: **AHR-10282B**

Acquired: 19-FEB-2001 21:13

Rate: 2.0 points/sec

Duration: 10.000 minutes

Operator: S.S

Type: UNKN

Instrument: Instrument 1

Filename: S4-02

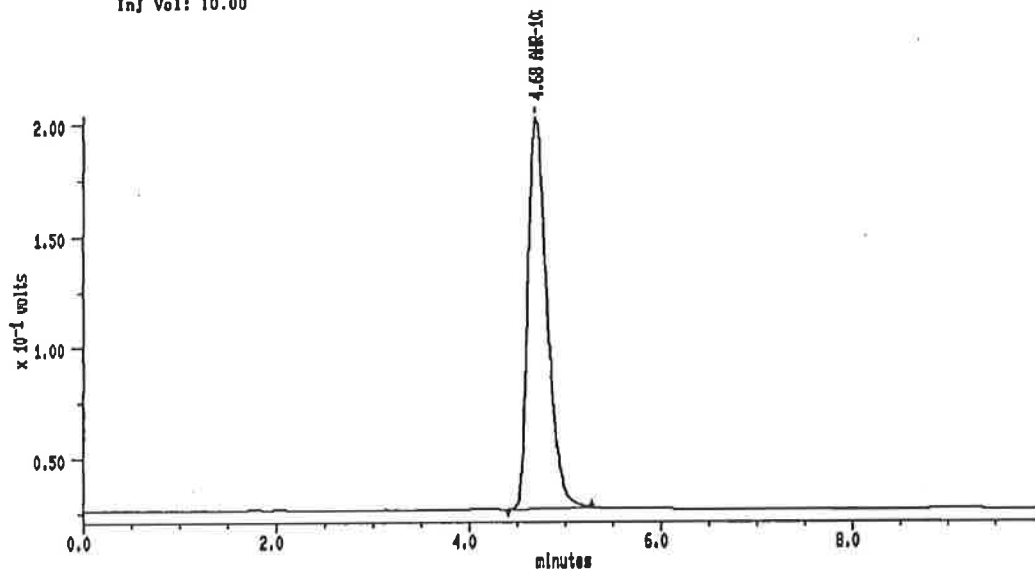
Index: 18

Injection Volume: 10.0

DETECTOR: detector 1

PK#	Retention Time (minutes)	Type	Peak Area	Peak Height	Area Percent	Component Name
1	4.683	BB	2379311	187878	100.00	AHR-10282B
TOTAL			2379311	187878		

Sample: A19 60°C-4W Channel: detector 1 Filename: S4-03 Chart Speed: Full Size
 Acquired: 19-FEB-101 21:26 Method: B:VAHRV1H15V80-4W Operator: S.S
 Inj Vol: 10.00



MAXIMA (c) 1990 Dynamic Solutions, Division of Millipore

MAXIMA 825 カスタムレポート

Printed: 19-FEB-2001 21:35:43

SAMPLE: A19 60°C-4W

#0 In Method: **AHR-10282B**

Acquired: 19-FEB-2001 21:26

Rate: 2.0 points/sec

Duration: 10.000 minutes

Operator: S.S

Type: UNKN

Instrument: Instrument 1

Filename: S4-03

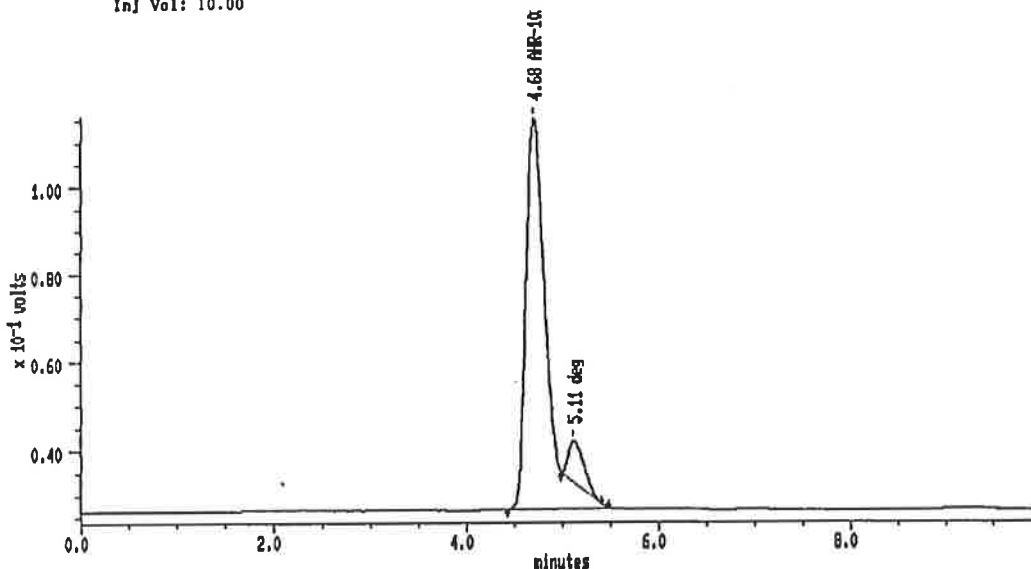
Index: 20

Injection Volume: 10.0

DETECTOR: detector 1

PK#	Retention Time (minutes)	Type	Peak Area	Peak Height	Area Percent	Component Name
1	4.676	BB	2470948	176846	100.00	AHR-10282B
TOTAL			2470948	176846		

Sample: A20 80°C-4W Channel: detector 1 Filename: S4-04 Chart Speed: Full Size
 Acquired: 19-FEB-101 21:38 Method: B:YHRV1H15Y80-4W Operator: S.S
 Inj Vol: 10.00



MAXIMA (c) 1990 Dynamic Solutions, Division of Millipore

MAXIMA 825 カスタムレポート

Printed: 20-FEB-2001 12:10:57

SAMPLB: A20 80°C-4W

#7 In Method: AHR-10282B

Acquired: 19-FEB-2001 21:38

Rate: 2.0 points/sec

Duration: 10.000 minutes

Operator: S.S

Type: UNKN

Instrument: Instrument 1

Filename: S4-04

Index: 21

Injection Volume: 10.0

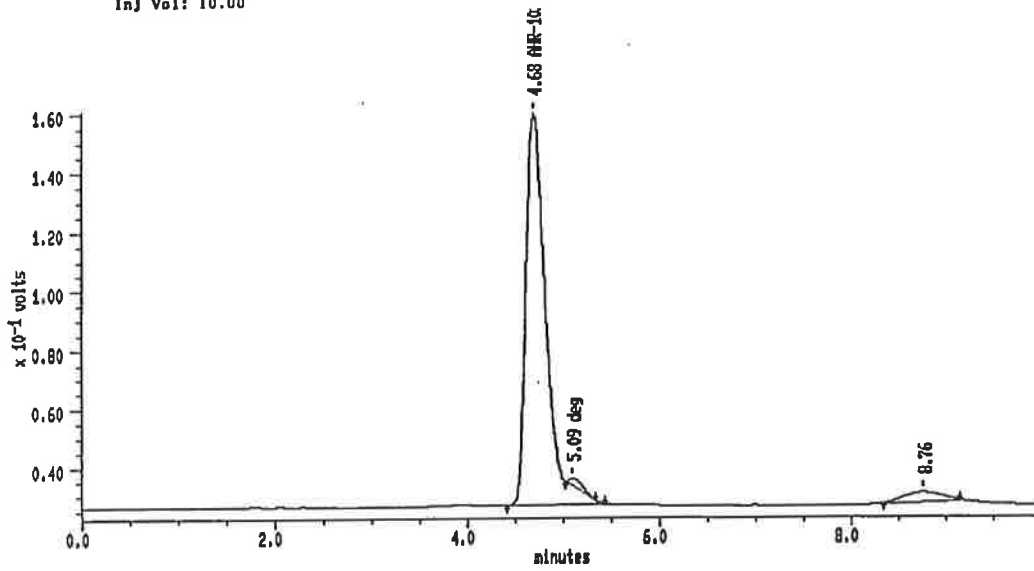
DETECTOR: detector 1

PK#	Retention Time (minutes)	Type	Peak Area	Peak Height	Area Percent	Component Name
1	4.883	BB	1329880	88819	92.74	AHR-10282B
2	5.108	SS	104020	9222	7.28	deg
TOTAL			1433700	97840		

Sample: A21 60°C-4W
 Acquired: 19-FEB-101 21:47
 Inj Vol: 10.00

Channel: detector 1
 Method: B:VAIRYIH15V80-4W

Filename: S4-05
 Chart Speed: Full Size
 Operator: S.S



MAXIMA (c) 1990 Dynamic Solutions, Division of Millipore

MAXIMA 825 カスタムレポート

Printed: 20-FEB-2001 12:11:28

SAMPLE: A21 60°C-4W

#8 In Method: AHR-10282B

Acquired: 19-FEB-2001 21:47

Rate: 2.0 points/sec

Duration: 10.000 minutes

Operator: S.S

Type: UNKN

Instrument: Instrument 1

Filename: S4-05

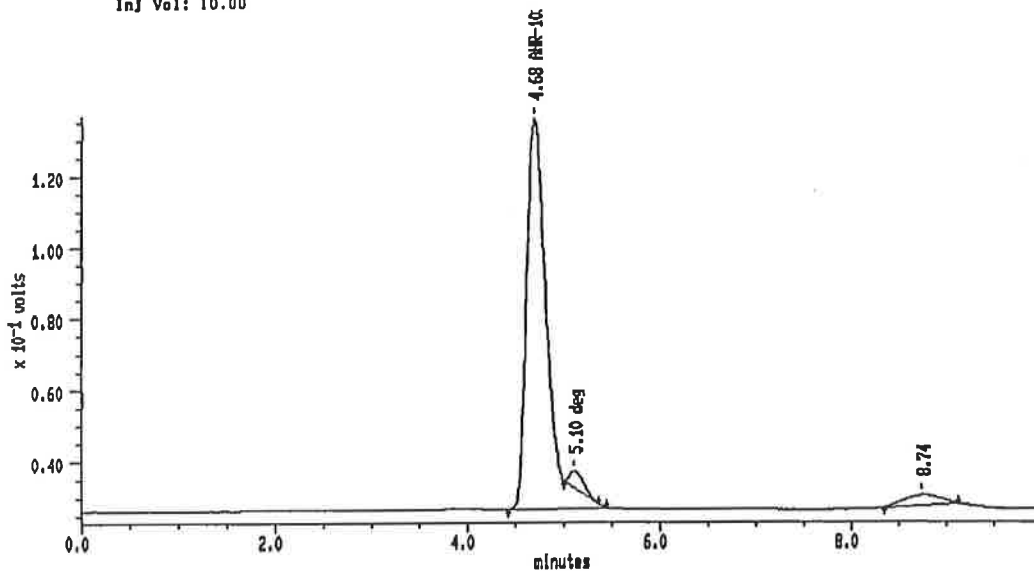
Index: 22

Injection Volume: 10.0

DETECTOR: detector 1

PK#	Retention Time (minutes)	Type	Peak Area	Peak Height	Area Percent	Component Name
1	4.683	BB	1938745	133208	98.68	AHR-10282B
2	5.092	SS	26335	2588	1.34	deg
TOTAL			1965080	135792		

Sample: A22 80°C-4W Channel: detector 1 Filename: S4-08 Chart Speed: Full Size
 Acquired: 19-FEB-2001 21:59 Method: B:VAHRV1H15V80-4W Operator: S.S
 Inf Vol: 10.00



MAXIMA (c) 1990 Dynamic Solutions, Division of Millipore

MAXIMA 825 カスタムレポート

Printed: 20-FEB-2001 12:11:55

SAMPLE: A22 80°C-4W

#9 In Method: AHR-10282B

Acquired: 19-FEB-2001 21:59

Rate: 2.0 points/sec

Duration: 10.000 minutes

Operator: S.S

Type: UNKN

Instrument: Instrument 1

Filename: S4-08

Index: 23

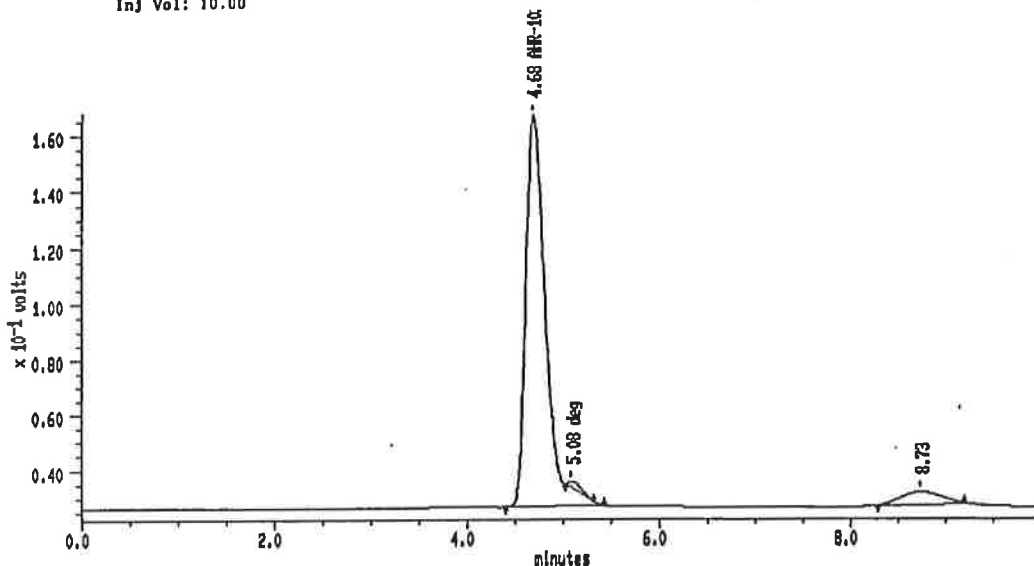
Injection Volume: 10.0

DETECTOR: detector 1

PK#	Retention Time (minutes)	Type	Peak Area	Peak Height	Area Percent	Component Name
1	4.683	BB	1594809	108978	97.09	AHR-10282B
2	5.100	SS	47847	4642	2.91	deg
TOTAL			1642456	113519		

8

Sample: A23 60°C-4W Channel: detector 1 Filename: S4-07 Chart Speed: Full Size
 Acquired: 19-FEB-101 22:10 Method: B:VAHRV1H16Y80-4W Operator: S.S
 Inj Vol: 10.00



MAXIMA (c)1990 Dynamic Solutions, Division of Millipore

MAXIMA 825 カスタムレポート

Printed: 20-FEB-2001 12:12:24

SAMPLE: A23 60°C-4W

#10 In Method: **AHR-10282B**

Acquired: 19-FEB-2001 22:10

Rate: 2.0 points/sec

Duration: 10.000 minutes

Operator: S.S

Type: UNKN

Instrument: Instrument 1

Filename: S4-07

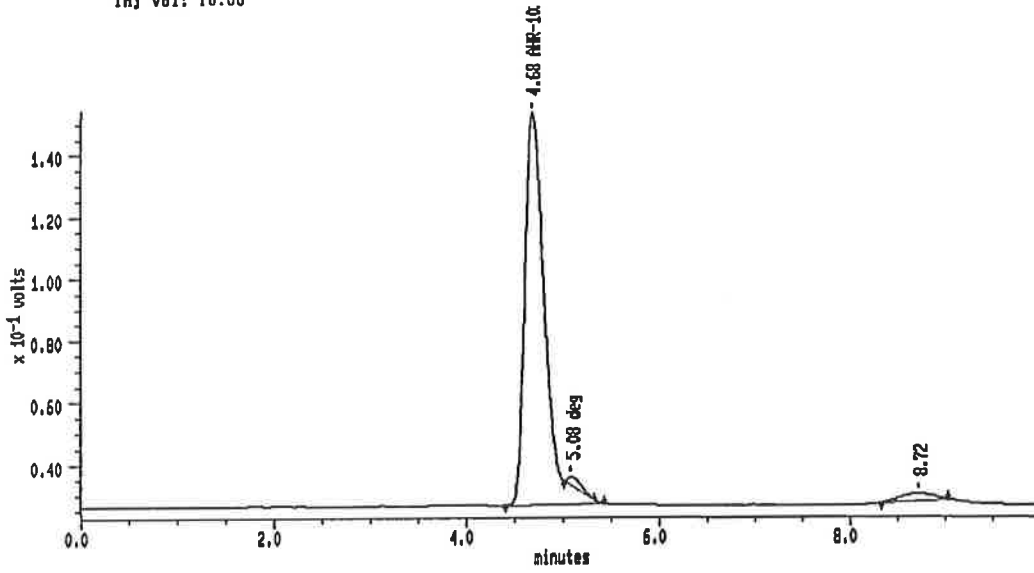
Index: 24

Injection Volume: 10.0

DETECTOR: detector 1

PK#	Retention Time (minutes)	Type	Peak Area	Peak Height	Area Percent	Component Name
1	4.675	BB	2027430	140347	98.87	AHR-10282B
2	5.083	SS	23187	2250	1.13	deg
TOTAL			2050618	142605		

Sample: A24 80°C-4W Channel: detector 1 Filename: S4-08 Chart Speed: Full Size
 Acquired: 19-FEB-101 22:22 Method: B:VAHRV1H15V80-4W Operator: S.S
 Inj Vol: 10.00



MAXIMA (c)1990 Dynamic Solutions, Division of Millipore

MAXIMA 825 カスタムレポート

Printed: 20-FEB-2001 12:12:53

SAMPLE: A24 80°C-4W

#11 In Method: **AHR-10282B**

Acquired: 19-FEB-2001 22:22

Rate: 2.0 points/sec

Duration: 10.000 minutes

Operator: S.S

Type: UNKN

Instrument: Instrument 1

Filename: S4-08

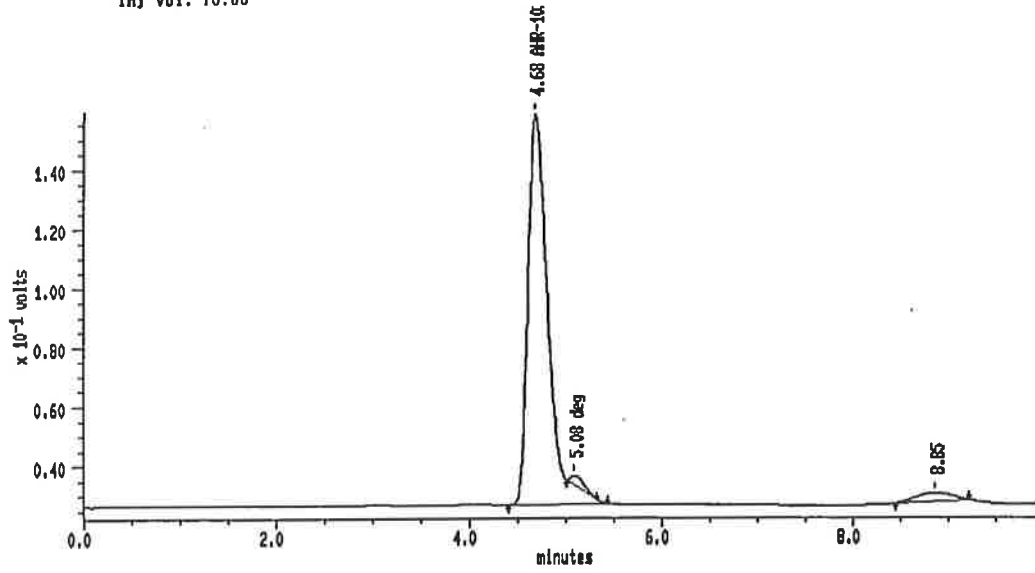
Index: 25

Injection Volume: 10.0

DETECTOR: detector 1

PK#	Retention Time (minutes)	Type	Peak Area	Peak Height	Area Percent	Component Name
1	4.675	BB	1833727	128867	98.57	AHR-10282B
2	5.083	SS	26810	2687	1.43	deg
TOTAL			1880337	129534		

Sample: A25 80°C-4W Channel: detector 1 Filename: S4-09 Chart Speed: Full Size
 Acquired: 19-FEB-101 22:33 Method: B:VAHRV1H15V80-4W Operator: S.S
 Inj Vol: 10.00



MAXIMA (c) 1990 Dynamic Solutions, Division of Millipore

MAXIMA 825 カスタムレポート

Printed: 20-FEB-2001 12:13:22

SAMPLE: A25 80°C-4W

#12 In Method: **AHR-10282B**

Acquired: 19-FEB-2001 22:33

Rate: 2.0 points/sec

Duration: 10.000 minutes

Operator: S.S

Type: UNKN

Instrument: Instrument 1

Filename: S4-09

Index: 28

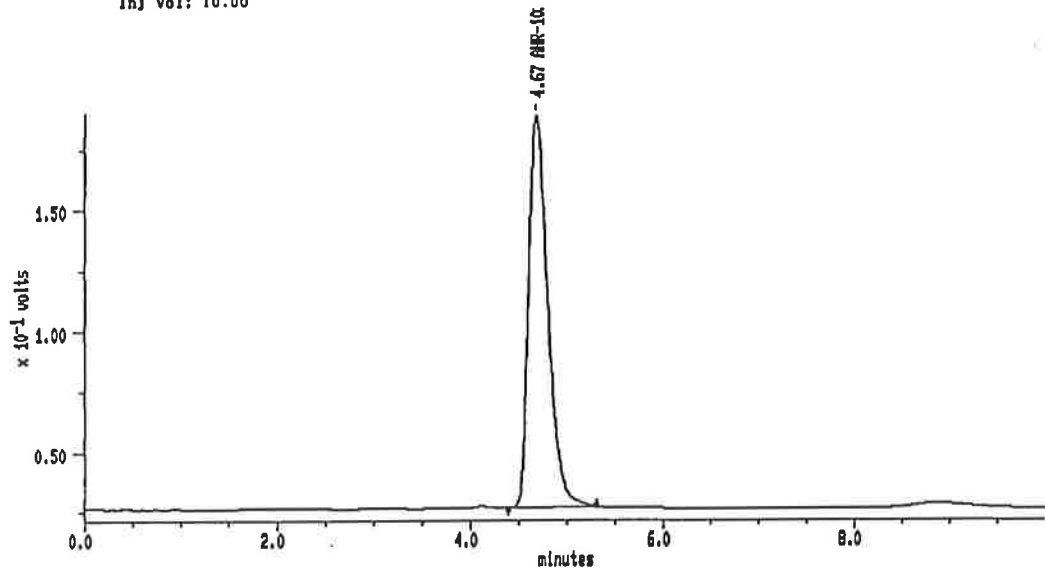
Injection Volume: 10.0

DETECTOR: detector 1

PK#	Retention Time (minutes)	Type	Peak Area	Peak Height	Area Percent	Component Name
1	4.876	BB	1908933	131539	98.44	AHR-10282B
2	5.083	SS	30265	2988	1.56	deg
TOTAL			1939198	134505		

//

Sample: A18 50°C-4W Channel: detector 1 Filename: S4-10 Chart Speed: Full Size
 Acquired: 19-FEB-101 22:44 Method: B:VAHRV1H16Y80-4W Operator: S.S
 Inj Vol: 10.00



MAXIMA (c) 1990 Dynamic Solutions, Division of Millipore

MAXIMA 825 カスタムレポート

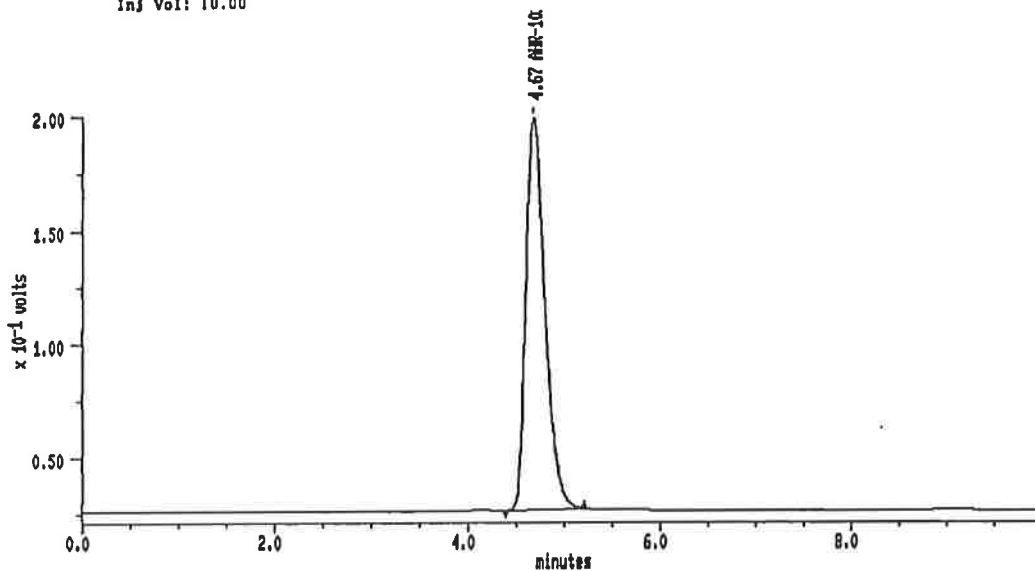
Printed: 19-FEB-2001 22:55:21

SAMPLE: A18 50°C-4W Type: UNKN
 #13 In Method: AHR-10282B Instrument: Instrument 1
 Acquired: 19-FEB-2001 22:44 Filename: S4-10
 Rate: 2.0 points/sec Index: 27
 Duration: 10.000 minutes Injection Volume: 10.0
 Operator: S.S

DETECTOR: detector 1

PK#	Retention Time (minutes)	Type	Peak Area	Peak Height	Area Percent	Component Name
1	4.887	BB	2277781	162898	100.00	AHR-10282B
TOTAL			2277781	162898		

Sample: A19 50°C-4W Channel: detector 1 Filename: S4-11 Chart Speed: Full Size
 Acquired: 19-FEB-101 22:58 Method: B:VAHRYIH16V80-4W Operator: S.S
 Inj Vol: 10.00



MAXIMA (c) 1990 Dynamic Solutions, Division of Millipore

MAXIMA 825 カスタムレポート

Printed: 19-FEB-2001 23:08:38

SAMPLE: A19 50°C-4W

#14 in Method: AHR-10282B

Acquired: 19-FEB-2001 22:58

Rate: 2.0 points/sec

Duration: 10.000 minutes

Operator: S.S

Type: UNKN

Instrument: Instrument 1

Filename: S4-11

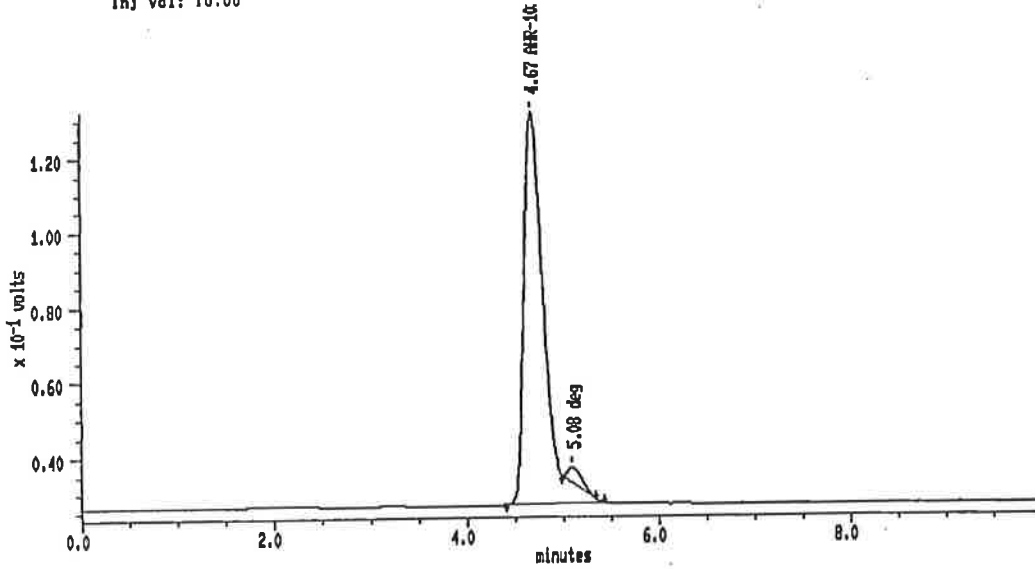
Index: 28

Injection Volume: 10.0

DETECTOR: detector 1

PK#	Retention Time (minutes)	Type	Peak Area	Peak Height	Area Percent	Component Name
1	4.667	DB	2397283	172318	100.00	AHR-10282B
TOTAL			2397283	172318		

Sample: A20 50°C-4W Channel: detector 1 Filename: S4-12 Chart Speed: Full Size
 Acquired: 19-FEB-101 23:07 Method: B:VAHRV1H1EY80-4W Operator: S.S
 Inj Vol: 10.00



MAXIMA (c) 1990 Dynamic Solutions, Division of Millipore

MAXIMA 825 カスタムレポート

Printed: 20-FEB-2001 12:13:51

SAMPLE: A20 50°C-4W

#15 In Method: AHR-10282B

Acquired: 19-FEB-2001 23:07

Rate: 2.0 points/sec

Duration: 10.000 minutes

Operator: S.S

Type: UNKN

Instrument: Instrument 1

Filename: S4-12

Index: 29

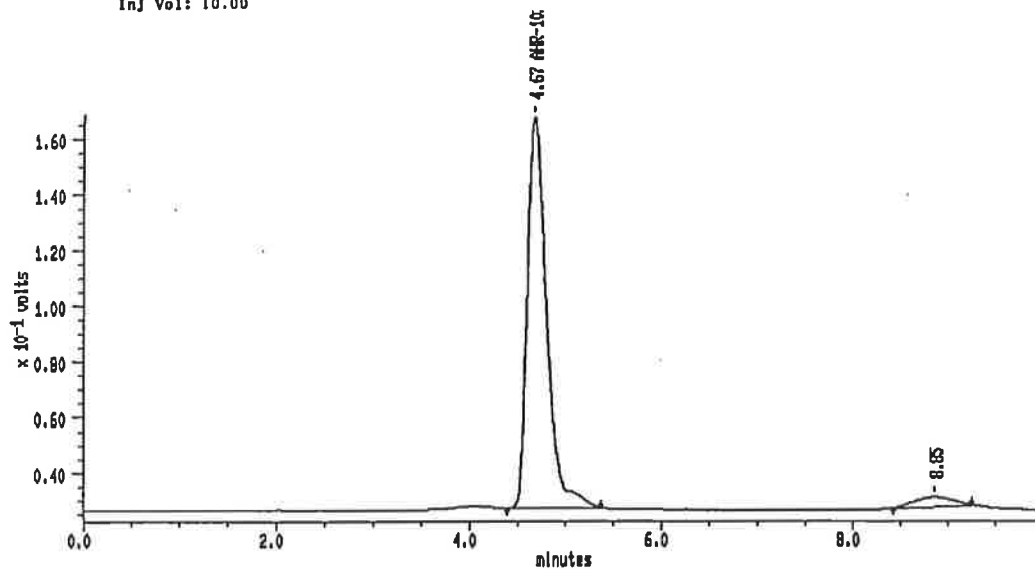
Injection Volume: 10.0

DETECTOR: detector 1

PK#	Retention Time (minutes)	Type	Peak Area	Peak Height	Area Percent	Component Name
1	4.667	DB	1527382	104941	97.38	AHR-10282B
2	5.083	SS	41432	4052	2.64	deg
TOTAL			1568794	108992		

14

Sample: A21 50°C-4W Channel: detector 1 Filename: S4-13 Chart Speed: Full Size
 Acquired: 19-FEB-101 23:18 Method: B:VAHRV1H15V60-4W Operator: S.S
 InJ Vol: 10.00



MAXIMA (c) 1990 Dynamic Solutions, Division of Millipore

MAXIMA 825 カスタムレポート

Printed: 19-FEB-2001 23:29:20

SAMPLE: A21 50°C-4W Type: UNKN
 #18 In Method: AHR-10282B Instrument: Instrument 1
 Acquired: 19-FEB-2001 23:18 Filename: S4-13
 Rate: 2.0 points/sec Index: 30
 Duration: 10.000 minutes Injection Volume: 10.0
 Operator: S.S

DETECTOR: detector 1

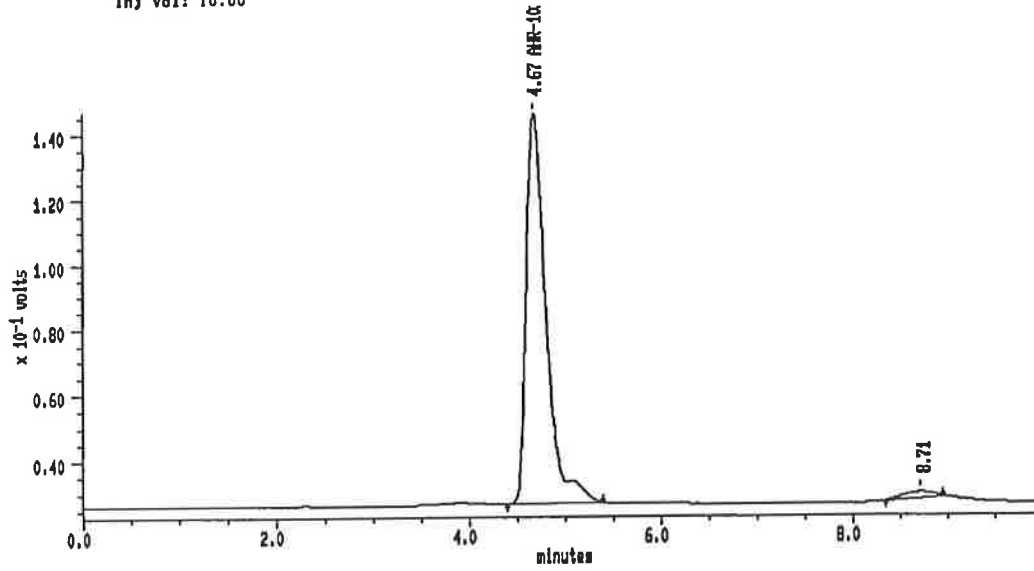
PK#	Retention Time (minutes)	Type	Peak Area	Peak Height	Area Percent	Component Name
1	4.687	BB	2004949	140489	100.00	AHR-10282B
TOTAL			2004949	140489		

Sample: A22 50°C-4W
Acquired: 19-FEB-101 23:30
Inj Vol: 10.00

Channel: detector 1
Method: B:YAHRYIH15V80-4W

Filename: S4-14

Chart Speed: Full Size
Operator: S.S



MAXIMA (c) 1990 Dynamic Solutions, Division of Millipore

MAXIMA 825 カスタムレポート

Printed: 19-FEB-2001 23:40:37

SAMPLE: A22 50°C-4W

#17 In Method: AHR-10282B

Acquired: 19-FEB-2001 23:30

Rate: 2.0 points/sec

Duration: 10.000 minutes

Operator: S.S

Type: UNKN

Instrument: Instrument 1

Filename: S4-14

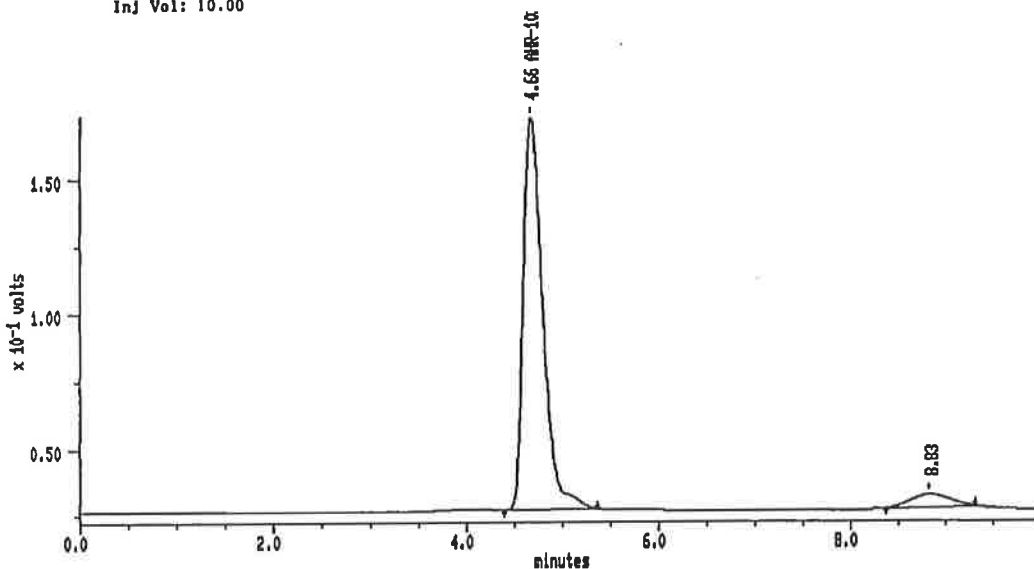
Index: 31

Injection Volume: 10.0

DETECTOR: detector 1

PK#	Retention Time (minutes)	Type	Peak Area	Peak Height	Area Percent	Component Name
1	4.687	BB	1725127	119191	100.00	AHR-10282B
TOTAL			1725127	119191		

Sample: A23 50°C-4W Channel: detector 1 Filename: S4-15 Chart Speed: Full Size
 Acquired: 19-FEB-2001 23:41 Method: B:VAHRYIH15V60-4W Operator: S.S
 Inj Vol: 10.00



MAXIMA (c) 1990 Dynamic Solutions, Division of Millipore

MAXIMA 825 カスタムレポート

Printed: 19-FEB-2001 23:51:54

SAMPLE: A23 50°C-4W

#18 In Method: **AHR-10282B**

Acquired: 19-FEB-2001 23:41

Rate: 2.0 points/sec

Duration: 10.000 minutes

Operator: S.S

Type: UNKN

Instrument: Instrument 1

Filename: S4-15

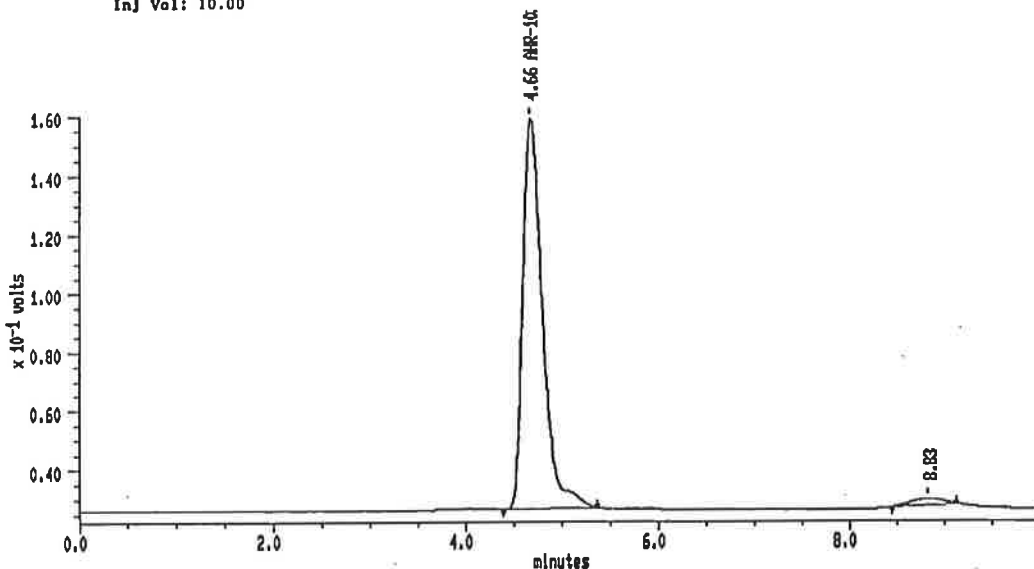
Index: 32

Injection Volume: 10.0

DETECTOR: detector 1

PK#	Retention Time (minutes)	Type	Peak Area	Peak Height	Area Percent	Component Name
1	4.668	BB	2073253	145888	100.00	AHR-10282B
TOTAL			2073253	145888		

Sample: A24 50°C-4W Channel: detector 1 Filename: S4-18 Chart Speed: Full Size
 Acquired: 19-FEB-101 23:52 Method: B:YAHRYIH15V80-4W Operator: S.S
 Inj Vol: 10.00



MAXIMA (c) 1990 Dynamic Solutions, Division of Millipore

MAXIMA 825 カスタムレポート

Printed: 20-FEB-2001 0:03:11

SAMPLE: A24 50°C-4W

#19 In Method: AHR-10282B

Acquired: 19-FEB-2001 23:52

Rate: 2.0 points/sec

Duration: 10.000 minutes

Operator: S.S

Type: UNKN

Instrument: Instrument 1

Filename: S4-18

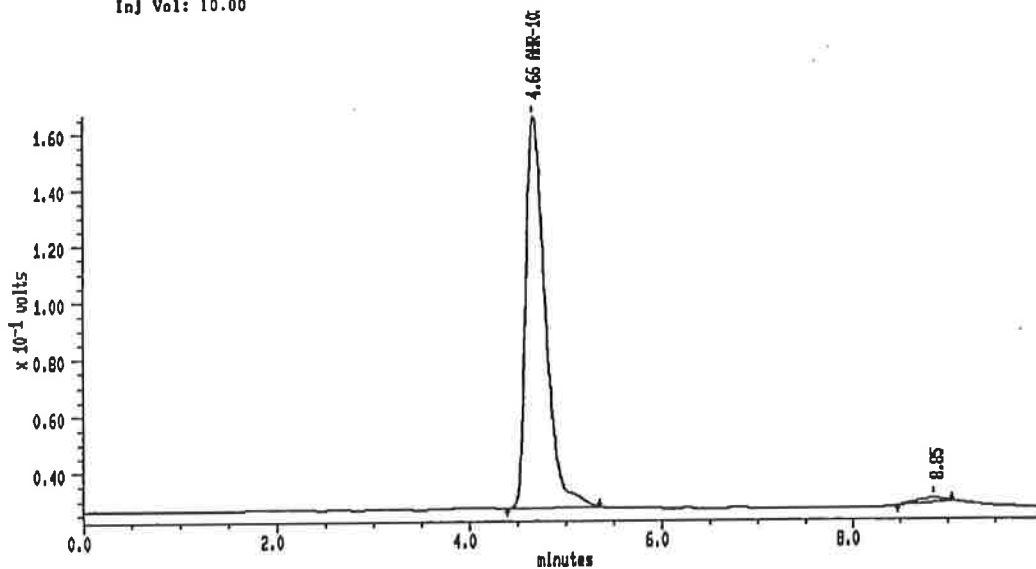
Index: 33

Injection Volume: 10.0

DETECTOR: detector 1

PK#	Retention Time (minutes)	Type	Peak Area	Peak Height	Area Percent	Component Name
1	4.668	BB	1887128	132203	100.00	AHR-10282B
TOTAL			1887128	132203		

Sample: A25 50°C-4W Channel: detector 1 Filename: S4-17 Chart Speed: Full Size
 Acquired: 20-FEB-101 0:03 Method: B:YAHYV1H15Y80-4W Operator: S.S
 Inj Vol: 10.00



MAXIMA (c) 1990 Dynamic Solutions, Division of Millipore

MAXIMA 825 カスタムレポート

Printed: 20-FEB-2001 0:14:28

SAMPLB: A25 50°C-4W

#20 in Method: **AHR-10282B**

Acquired: 20-FEB-2001 0:03

Rate: 2.0 points/sec

Duration: 10.000 minutes

Operator: S.S

Type: UNKN

Instrument: Instrument 1

Filename: S4-17

Index: 34

Injection Volume: 10.0

DETECTOR: detector 1

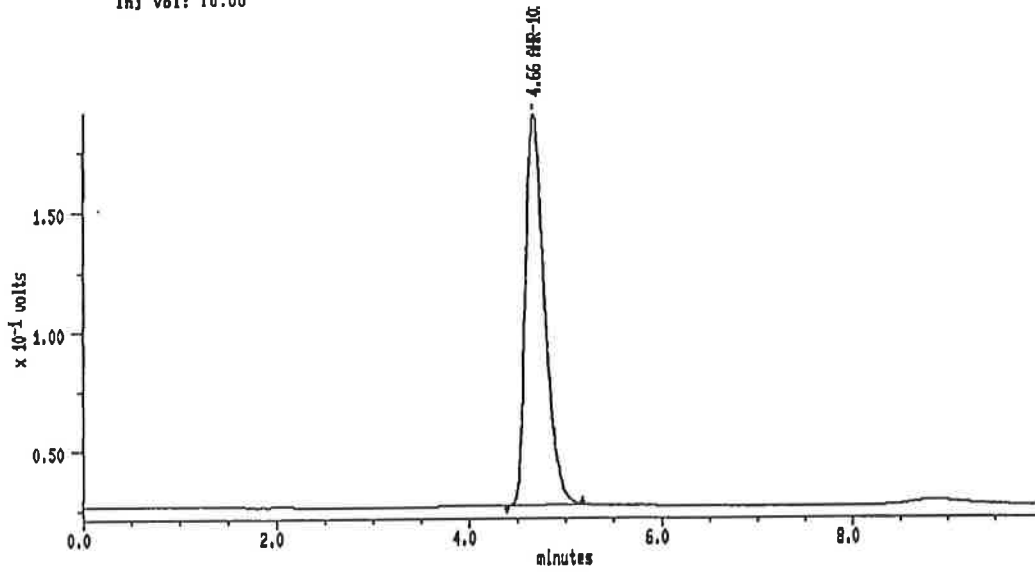
PK#	Retention Time (minutes)	Type	Peak Area	Peak Height	Area Percent	Component Name
1	4.658	BB	1989902	138783	100.00	AHR-10282B
TOTAL			1989902	138783		

Sample: STD
Acquired: 20-FEB-101 0:15
Inj Vol: 10.00

Channel: detector 1
Method: B:VAHRV1H16Y80-4W

Filename: S4-18

Chart Speed: Full Size
Operator: S.S



MAXIMA (c)1990 Dynamic Solutions, Division of Millipore

MAXIMA 825 カスタムレポート

Printed: 20-FEB-2001 0:25:58

SAMPLE: STD

#21 In Method: AHR-10282B
Acquired: 20-FEB-2001 0:15
Rate: 2.0 points/sec
Duration: 10.000 minutes
Operator: S.S

Type: UNKN
Instrument: Instrument 1
Filename: S4-18
Index: 35
Injection Volume: 10.0

DETECTOR: detector 1

PK#	Retention Time (minutes)	Type	Peak Area	Peak Height	Area Percent	Component Name
1	4.658	BB	2265889	183334	100.00	AHR-10282B
TOTAL			2265889	183334		

試験物質名: AHR10282B 試験コード: P2000B177 試験年月日: 2019年02月19日

試験項目: 試験実施者: 澤 嗣郎

STD AHR10282B 0.01996g/20mL X 2mL/20mL MP

										2/19 16:11		
										NO.98	PH	8.15 24.3°C
A18	60°C-KW	8.16	8.5880	8.2530	-	+				2/19 16:12		
A19		8.17	8.6173	8.2724	-	-				NO.99	PH	8.17 24.4°C
A20		6.98	8.6044	8.2682	++	++				2/19 16:13		
A21		6.89	8.5498	8.2174	++	++				NO.1	PH	6.98 24.4°C
A22		7.00	8.5821	8.2425	+	±				2/19 16:14		
A23		6.97	8.6440	8.3047	+	+				NO.2	PH	6.89 24.6°C
A24		6.90	8.6247	8.2897	+	++				2/19 16:15		
A25		6.95	8.5719	8.2415	+	+				NO.3	PH	7.00 24.6°C
A18	50°C-KW	8.19	8.6300	8.4800	-	-				2/19 16:16		
A19		8.15	8.5270	8.32725	-	-				NO.4	PH	8.97 24.6°C
A20		7.00	8.4625	8.3103	-	+				2/19 16:17		
A21		6.94	8.6136	8.4628	-	+				NO.5	PH	6.98 24.5°C
A22		6.99	8.5703	8.4093	+(5)	+				2/19 16:17		
A23		6.95	8.5336	8.3790	-	+				NO.6	PH	6.95 24.6°C
A24		6.90	8.4512	8.2986	-	+				2/19 16:18		
A25		7.00	8.5677	8.4109	-	+				NO.7	PH	8.19 24.3°C
										2/19 16:19		
										NO.8	PH	8.15 24.3°C
										2/19 16:19		
										NO.9	PH	7.00 24.3°C

P2000B177 Lot No. D1H151 60°C-KW

本生データは経時的な劣化のおそれがあるため、複写しました。
従って、原本と相違ありません。

105.05.06 澤 嗣郎

										2/19 16:20		
										NO.10	PH	6.94 24.3°C
										2/19 16:21		
										NO.11	PH	6.99 24.4°C
										2/19 16:21		
										NO.12	PH	6.95 24.4°C
										2/19 16:22		
										NO.13	PH	6.98 24.3°C
										2/19 16:22		
										NO.14	PH	7.00 24.3°C

プロナック点眼液の安定性試験
Lot No.01H151

試験コード：P2000B177
試験実施者：澤 嗣郎
試験実施日：2001年02月05日

	ID	Chromato No	Peak Area	Conc. (mg/mL)	Remaining (%)	Water Collec(%)	Initial	present
STD	1	V2-01	2310931					
STD	2	V2-26	2328564					
STD	mean		2319748	1.0095				
A-18	70°C-2W	V2-02	2423977	1.0549	102.90	95.01	7.67	8.6839 8.2978
A-19	70°C-2W	V2-03	2464866	1.0727	101.90	93.95	7.80	8.5682 8.1845
A-20	70°C-2W	V2-04	1689028	0.7350	69.60	64.57	7.22	8.6062 8.2487
A-21	70°C-2W	V2-05	2151512	0.9363	87.55	80.80	7.71	8.5344 8.1581
A-22	70°C-2W	V2-06	1896449	0.8253	80.42	74.55	7.30	8.6129 8.2507
A-23	70°C-2W	V2-07	2197150	0.9561	90.54	83.86	7.38	8.6428 8.2746
A-24	70°C-2W	V2-08	1992556	0.8671	84.08	77.55	7.77	8.4913 8.1152
A-25	70°C-2W	V2-09	2044175	0.8896	89.65	83.08	7.33	8.5906 8.2286
A-18	60°C-2W	V2-10	2301723	1.0017	97.71	94.66	3.12	8.6047 8.4501
A-19	60°C-2W	V2-11	2360197	1.0271	97.57	94.62	3.02	8.6026 8.4530
A-20	60°C-2W	V2-12	1751139	0.7621	72.17	70.12	2.84	8.6548 8.5126
A-21	60°C-2W	V2-13	2140159	0.9313	87.09	84.41	3.08	8.5464 8.3955
A-22	60°C-2W	V2-14	1951236	0.8491	82.73	80.05	3.24	8.5555 8.3965
A-23	60°C-2W	V2-15	2186038	0.9513	90.09	87.26	3.14	8.6875 8.5294
A-24	60°C-2W	V2-16	2007368	0.8736	84.71	82.08	3.10	8.6175 8.4634
A-25	60°C-2W	V2-17	2082273	0.9062	91.32	88.55	3.03	8.6289 8.4780
A-18	50°C-2W	V2-18	2237481	0.9737	94.98	93.44	1.62	8.5642 8.4844
A-19	50°C-2W	V2-19	2345444	1.0207	96.96	95.40	1.61	8.4536 8.3763
A-20	50°C-2W	V2-20	1839698	0.8006	75.81	74.65	1.53	8.5997 8.5240
A-21	50°C-2W	V2-21	2140698	0.9316	87.11	85.74	1.57	8.5511 8.4743
A-22	50°C-2W	V2-22	1963693	0.8546	83.27	81.99	1.54	8.5496 8.4742
A-23	50°C-2W	V2-23	2218206	0.9653	91.41	90.08	1.46	8.7794 8.7043
A-24	50°C-2W	V2-24	2061641	0.8972	87.00	85.73	1.46	8.5244 8.4531
A-25	50°C-2W	V2-25	2080594	0.9054	91.24	89.90	1.47	8.5409 8.4688

計算ミスがあったため訂正した。
計算に必要なデータを記載するため、再編集した。
05.05.06 澤 嗣郎

試験物質名	AHR10282B		試験コード	P2000B177		試験年月日	2007年02月05日	
試験項目						試験実施者	澤 嗣郎	
0.02019g/2ml						001:	+ 0.02019g	
条件	PH	重量変化		異物(2ml)		色		
A18 70C-2w	8.13	8.6839	8.2978	-	+	黄色		
A19	8.15	8.5682	8.1845	-	-	黄色		
A20	6.95	8.6062	8.2487	+	+	濃黄色		
A21	6.90	8.5344	8.1581	+	+	濃黄色		
A22	6.96	8.26129	8.2507	+	+	黄色		
A23	6.94	8.6428	8.2746	+	+	黄色		
A24	6.87	8.4913	8.1152	+	+	濃黄色		
A25	6.97	8.5906	8.2286	+	+	濃黄色		
A18 60C-2w	8.16	8.6074	8.4501	-	-	黄色		
A19	8.16	8.6026	8.4530	-	-	黄色		
A20	6.97	8.6548	8.5126	+	+	濃黄色		
A21	6.94	8.5464	8.3955	+	+	濃黄色		
A22	6.99	8.5555	8.3965	+	+	黄色		
A23	6.97	8.6875	8.5294	+	+	黄色		
A24	6.92	8.6175	8.4634	+	+	濃黄色		
A25	7.00	8.6289	8.4780	+	+	黄色		
A18 50C-2w	8.15	8.5642	8.4844	-	-	黄色		
A19	8.17	8.4536	8.3763	-	-	黄色		
A20	6.99	8.5997	8.5240	+	+	濃黄色		
A21	6.95	8.5571	8.4743	±	+	黄色		
A22	7.01	8.5496	8.4742	±	+	黄色		
A23	6.98	8.7794	8.7043	±	±	黄色		
A24	6.93	8.5244	8.4531	+	+	黄色		
A25	6.98	8.5409	8.5468	+	+	黄色		

2/05 18:38
NO.80 pH 8.13
22.4°C

2/05 18:40
NO.81 pH 8.15
22.4°C

2/05 18:40
NO.82 pH 6.95
22.5°C

2/05 18:42
NO.83 pH 6.99
22.6°C

2/05 18:42
NO.84 pH 6.96
22.6°C

2/05 18:43
NO.85 pH 6.94
22.6°C

2/05 18:44
NO.86 pH 6.97
22.6°C

2/05 18:45
NO.87 pH 6.97
22.6°C

2/05 18:46
NO.88 pH 8.16
22.6°C

2/05 18:47
NO.89 pH 8.16
22.6°C

2/05 18:48
NO.90 pH 6.97
22.5°C

2/05 18:48
NO.91 pH 6.94
22.5°C

2/05 18:49
NO.92 pH 6.99
22.5°C

2/05 18:50
NO.93 pH 6.97
22.4°C

2/05 18:51
NO.94 pH 6.92
22.4°C

2/05 18:52
NO.95 pH 7.03
22.6°C

2/05 18:52
NO.96 pH 8.15
22.8°C

2/05 18:54
NO.97 pH 8.17
22.6°C

2/05 18:56
NO.98 pH 6.95
22.6°C

2/05 18:57
NO.99 pH 6.95
22.6°C

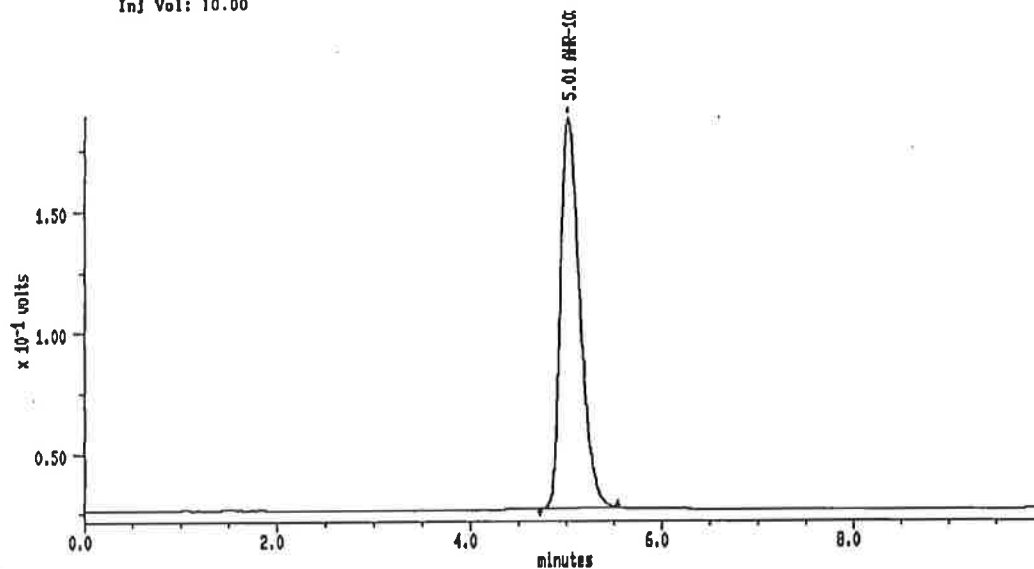
2/05 18:58
NO. 1 pH 7.01
22.6°C

2/05 18:59
NO. 2 pH 6.95
22.6°C

2/05 19:00
NO. 3 pH 6.95
22.5°C

2/05 19:00
NO. 4 pH 6.93
22.4°C

Sample: STD1 Channel: detector 1 Filename: V2-01 Chart Speed: Full Size
 Acquired: 05-FEB-101 22:18 Method: B:VAHRV1H16V70-2W Operator: S.S
 Inj Vol: 10.00



MAXIMA (c) 1990 Dynamic Solutions, Division of Millipore

MAXIMA 825 カスタムレポート

Printed: 6-FEB-2001 22:29:22

SAMPLE: STD1

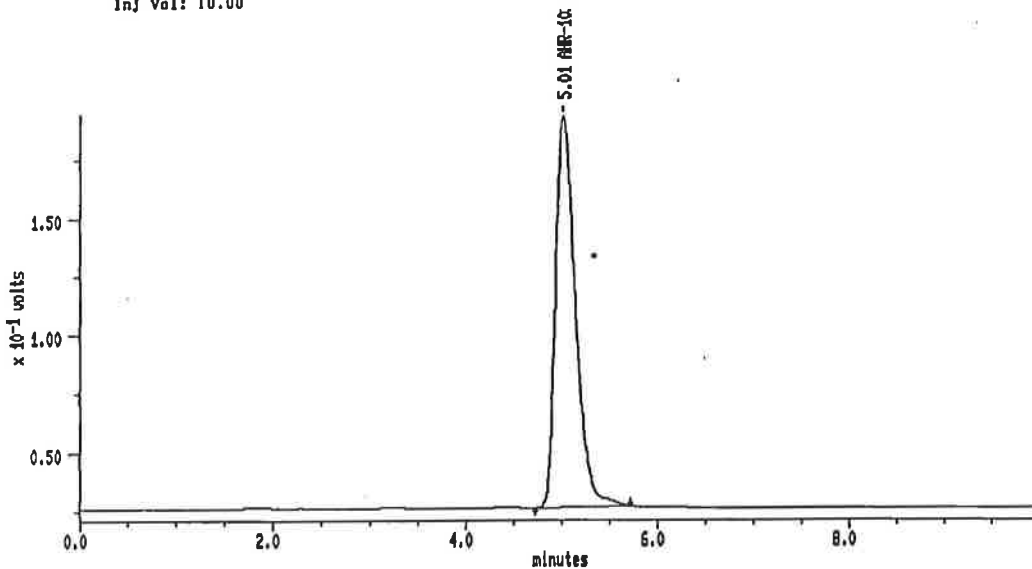
#3 in Method: AHR-10282B
 Acquired: 6-FEB-2001 22:18
 Rate: 2.0 points/sec
 Duration: 10.000 minutes
 Operator: S.S

Type: UNKN
 Instrument: Instrument 1
 Filename: V2-01
 Index: 28
 Injection Volume: 10.0

DETECTOR: detector 1

PK#	Retention Time (minutes)	Type	Peak Area	Peak Height	Area Percent	Component Name
1	5.008	BB	2310931	181197	100.00	AHR-10282B
TOTAL			2310931	181197		

Sample: A10 70°C-2W Channel: detector 1 Filename: V2-02 Chart Speed: Full Size
 Acquired: 05-FEB-101 22:30 Method: B:VAHRV1H16V70-2W Operator: S.S
 Inj Vol: 10.00



MAXIMA (c) 1990 Dynamic Solutions, Division of Millipore

MAXIMA 825 カスタムレポート

Printed: 5-FEB-2001 22:40:38

SAMPLE: A10 70°C-2W

#4 in Method: **AHR-10282B**

Acquired: 5-FEB-2001 22:30

Rate: 2.0 points/sec

Duration: 10.000 minutes

Operator: S.S

Type: UNKN

Instrument: Instrument 1

Filename: V2-02

Index: 27

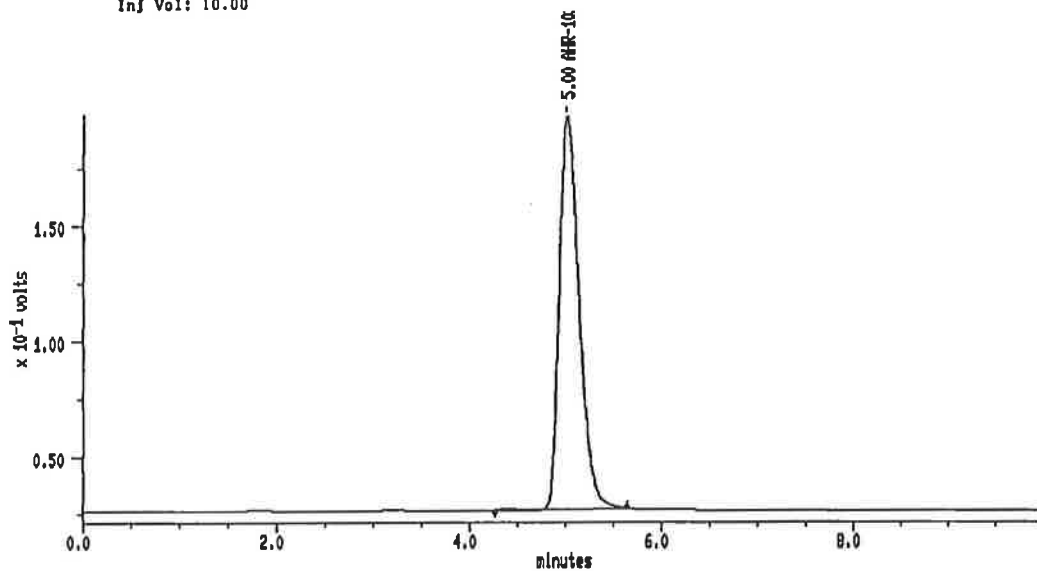
Injection Volume: 10.0

DETECTOR: detector 1

PK#	Retention Time (minutes)	Type	Peak Area	Peak Height	Area Percent	Component Name
1	5.008	BB	2423977	186555	100.00	AHR-10282B
TOTAL			2423977	186555		

4

Sample: A19 70° C-2W Channel: detector 1 Filename: V2-03 Chart Speed: Full Size
 Acquired: 05-FEB-101 22:41 Method: B:VAHRV1H15V70-2W Operator: S.S
 Inf Vol: 10.00



MAXIMA (c) 1990 Dynamic Solutions, Division of Millipore

MAXIMA 825 カスタムレポート

Printed: 5-FEB-2001 22:51:55

SAMPLE: A19 70° C-2W

#6 In Method: **AHR-10282B**

Acquired: 5-FEB-2001 22:41

Rate: 2.0 points/sec

Duration: 10.000 minutes

Operator: S.S

Type: UNKN

Instrument: Instrument 1

Filename: V2-03

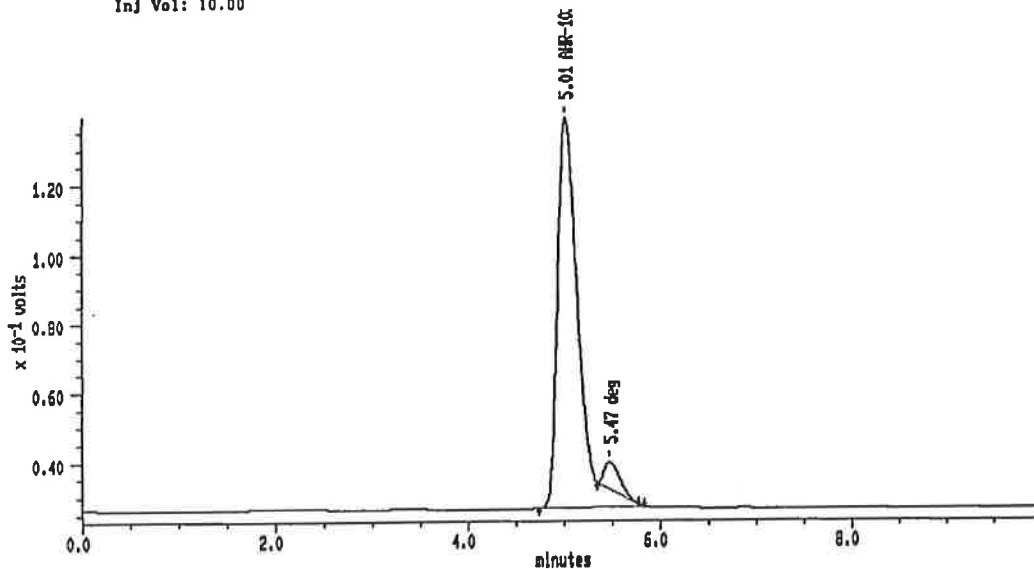
Index: 28

Injection Volume: 10.0

DETECTOR: detector 1

PK#	Retention Time (minutes)	Type	Peak Area	Peak Height	Area Percent	Component Name
1	5.000	BB	2484888	170447	100.00	AHR-10282B
TOTAL			2484888	170447		

Sample: A20 70°C-2W Channel: detector 1 Filename: V2-04 Chart Speed: Full Size
 Acquired: 05-FEB-10 22:52 Method: B:VAHRY1H15V70-2W Operator: S.S
 Inj Vol: 10.00



MAXIMA (c) 1990 Dynamic Solutions, Division of Millipore

MAXIMA 825 カスタムレポート

Printed: 5-FEB-2001 23:03:12

SAMPLE: A20 70°C-2W

#8 In Method: AHR-10282B

Acquired: 5-FEB-2001 22:52

Rate: 2.0 points/sec

Duration: 10.000 minutes

Operator: S.S

Type: UNKN

Instrument: Instrument 1

Filename: V2-04

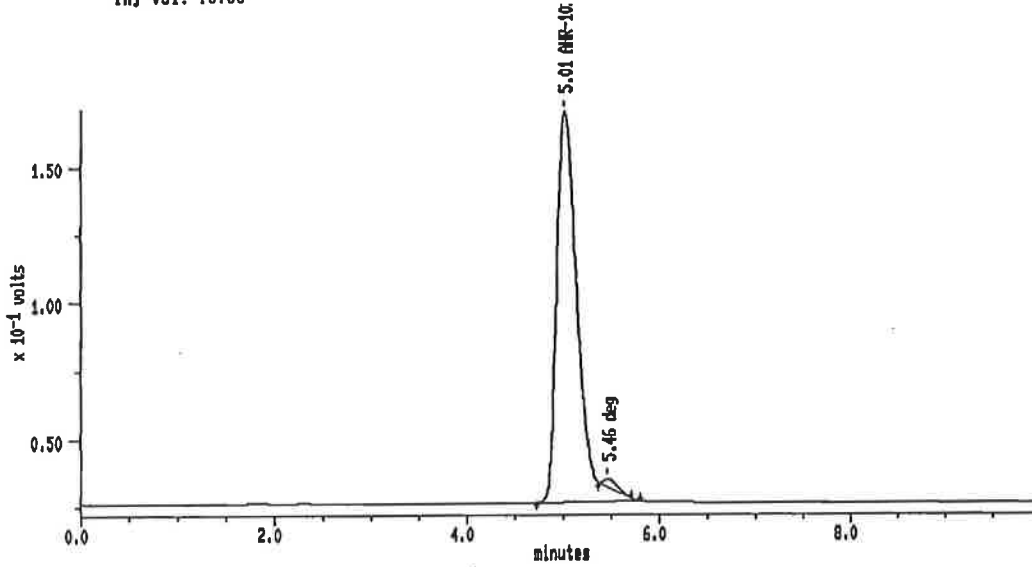
Index: 29

Injection Volume: 10.0

DETECTOR: detector 1

PK#	Retention Time (minutes)	Type	Peak Area	Peak Height	Area Percent	Component Name
1	5.008	BB	1889028	112070	95.04	AHR-10282B
2	5.487	SS	88144	7884	4.96	deg
TOTAL			1777172	119783		

Sample: A21 70°C-2W Channel: detector 1 Filename: V2-05 Chart Speed: Full Size
 Acquired: 05-FEB-101 23:03 Method: B:VAHRV1H15V70-2W Operator: S.S
 Inj Vol: 10.00



MAXIMA (c)1990 Dynamic Solutions, Division of Millipore

MAXIMA 825 カスタムレポート

Printed: 5-FEB-2001 23:14:29

SAMPLE: A21 70°C-2W

#7 in Method: AHR-10282B

Acquired: 5-FEB-2001 23:03

Rate: 2.0 points/sec

Duration: 10.000 minutes

Operator: S.S

Type: UNKN

Instrument: Instrument 1

Filename: V2-05

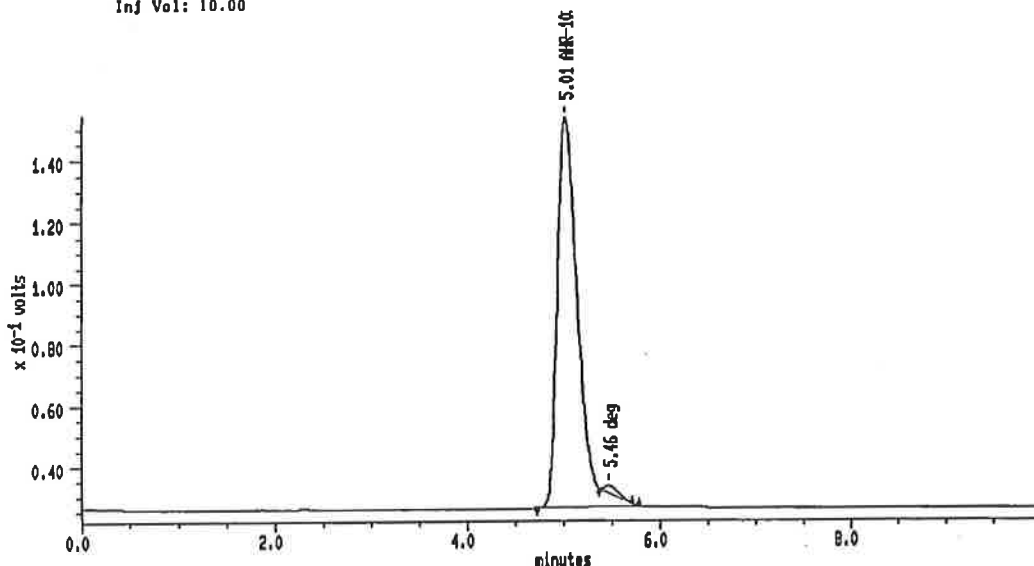
Index: 30

Injection Volume: 10.0

DETECTOR: detector 1

PK#	Retention Time (minutes)	Type	Peak Area	Peak Height	Area Percent	Component Name
1	5.008	BB	2151612	144143	98.67	AHR-10282B
2	5.458	SS	29089	2828	1.33	deg
TOTAL			2180594	146989		

Sample: A22 70°C-2W Channel: detector 1 Filename: V2-08 Chart Speed: Full Size
 Acquired: 05-FEB-101 23:15 Method: B:VAHRVIH15V70-2W Operator: S.S
 Inj Vol: 10.00



MAXIMA (c)1990 Dynamic Solutions, Division of Millipore

MAXIMA 825 カスタムレポート

Printed: 5-FEB-2001 23:25:48

SAMPLE: A22 70°C-2W

#8 In Method: **AHR-10282B**

Acquired: 5-FEB-2001 23:15

Rate: 2.0 points/sec

Duration: 10.000 minutes

Operator: S.S

Type: UNKN

Instrument: Instrument 1

Filename: V2-08

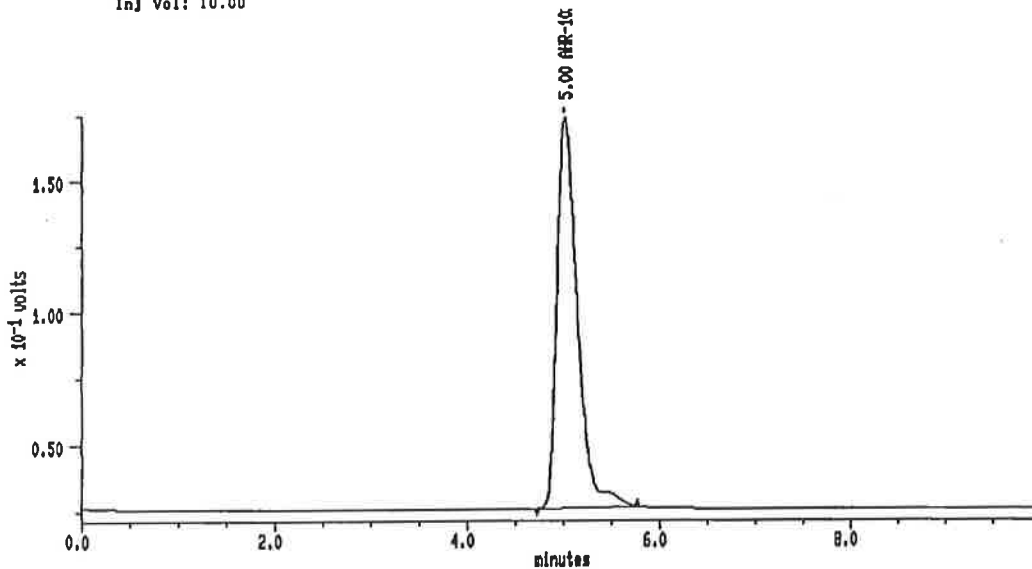
Index: 31

Injection Volume: 10.0

DETECTOR: detector 1

PK#	Retention Time (minutes)	Type	Peak Area	Peak Height	Area Percent	Component Name
1	5.008	BB	1898449	127377	98.71	AHR-10282B
2	5.458	SS	24838	2426	1.29	deg
TOTAL			1921287	129802		

Sample: A23 70°C-2W Channel: detector 1 Filename: V2-07 Chart Speed: Full Size
 Acquired: 05-FEB-101 23:28 Method: B:VAHRV1H16Y70-2W Operator: S.S
 Inj Vol: 10.00



MAXIMA (c) 1990 Dynamic Solutions, Division of Millipore

MAXIMA 825 カスタムレポート

Printed: 5-FEB-2001 23:37:04

SAMPLE: A23 70°C-2W

#9 In Method: **AHR-10282B**

Acquired: 5-FEB-2001 23:28

Rate: 2.0 points/sec

Duration: 10.000 minutes

Operator: S.S

Type: UNKN

Instrument: Instrument 1

Filename: V2-07

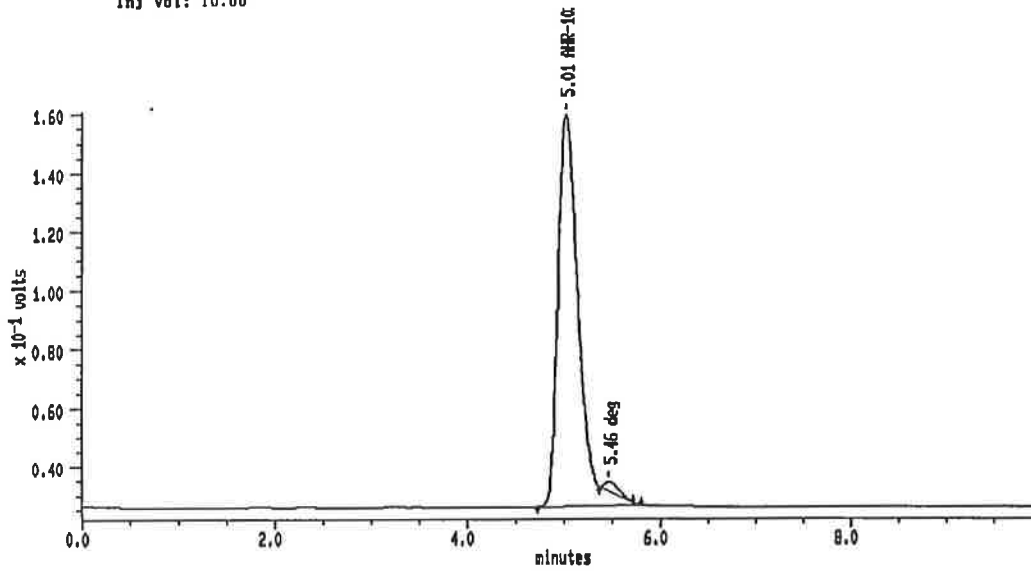
Index: 32

Injection Volume: 10.0

DETECTOR: detector 1

PK#	Retention Time (minutes)	Type	Peak Area	Peak Height	Area Percent	Component Name
1	5.000	BB	2197150	147854	100.00	AHR-10282B
TOTAL			2197150	147854		

Sample: A24 70°C-2W Channel: detector 1 Filename: V2-08 Chart Speed: Full Size
 Acquired: 05-FEB-101 23:37 Method: B:YAHRYIH15V70-2W Operator: S.S
 Inj Vol: 10.00



MAXIMA (c) 1990 Dynamic Solutions, Division of Millipore

MAXIMA 825 カスタムレポート

Printed: 5-FEB-2001 23:48:28

SAMPLE: A24 70°C-2W

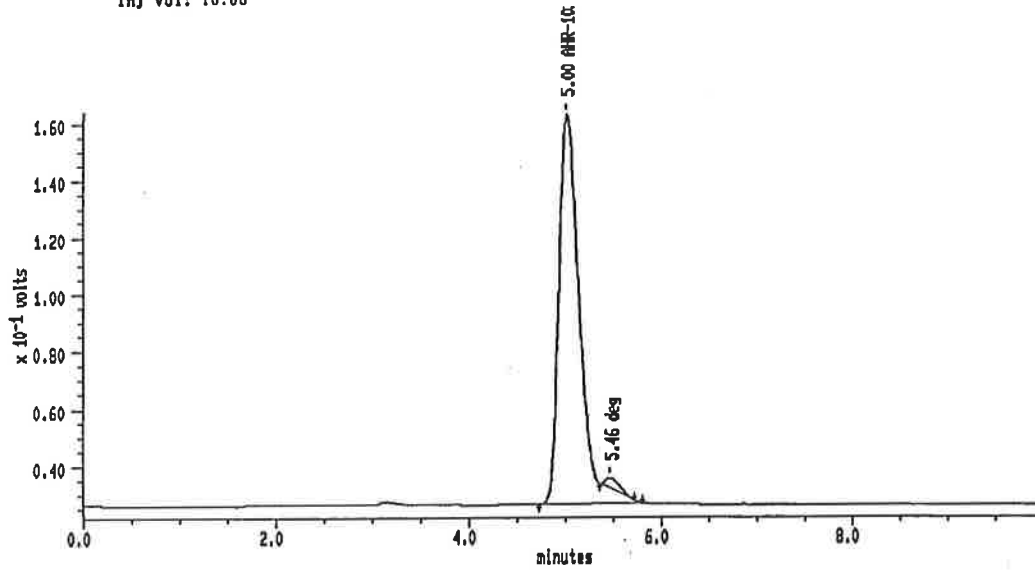
#10 In Method: **AHR-10282B**
 Acquired: 5-FEB-2001 23:37
 Rate: 2.0 points/sec
 Duration: 10.000 minutes
 Operator: S.S

Type: UNKN
 Instrument: Instrument 1
 Filename: V2-08
 Index: 33
 Injection Volume: 10.0

DETECTOR: detector 1

PK#	Retention Time (minutes)	Type	Peak Area	Peak Height	Area Percent	Component Name
1	5.008	BB	1992558	133588	98.40	AHR-10282B
2	5.458	SS	32475	3074	1.80	deg
TOTAL			2025031	138860		

Sample: A25 70°C-2W Channel: detector 1 Filename: V2-09 Chart Speed: Full Size
 Acquired: 05-FEB-101 23:49 Method: B:VAHRV1H15V70-2W Operator: S.S
 Inj Vol: 10.00



MAXIMA (c) 1990 Dynamic Solutions, Division of Millipore

MAXIMA 825 カスタムレポート

Printed: 5-FEB-2001 23:59:45

SAMPLE: A25 70°C-2W

#11 in Method: **AHR-10282B**

Acquired: 5-FEB-2001 23:49

Rate: 2.0 points/sec

Duration: 10.000 minutes

Operator: S.S

Type: UNKN

Instrument: Instrument 1

Filename: V2-09

Index: 34

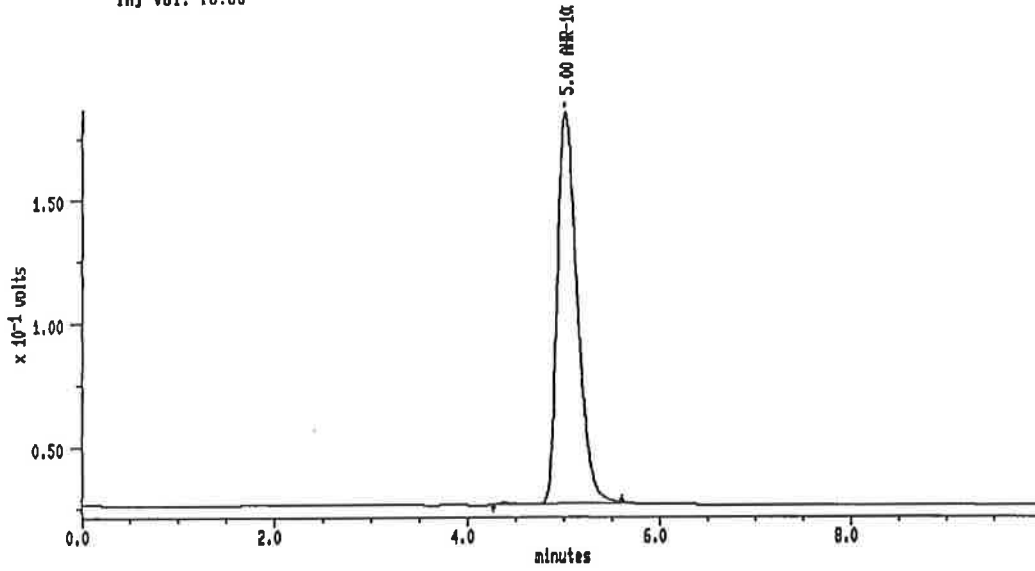
Injection Volume: 10.0

DETECTOR: detector 1

PK#	Retention Time (minutes)	Type	Peak Area	Peak Height	Area Percent	Component Name
1	5.000	BB	2044175	138437	98.15	AHR-10282B
2	5.468	SS	38435	3887	1.85	deg
TOTAL			2082809	140104		

))

Sample: A18 60°C-2W Channel: detector 1 Filename: V2-10 Chart Speed: Full Size
 Acquired: 08-FEB-101 0:00 Method: B:VAHRV1H15V70-2W Operator: S.S
 Inj Vol: 10.00



MAXIMA (c) 1990 Dynamic Solutions, Division of Millipore

MAXIMA 825 カスタムレポート

Printed: 8-FEB-2001 0:11:02

SAMPLE: A18 60°C-2W

#12 In Method: **AHR-10282B**

Acquired: 8-FEB-2001 0:00

Rate: 2.0 points/sec

Duration: 10.000 minutes

Operator: S.S

Type: UNKN

Instrument: Instrument 1

Filename: V2-10

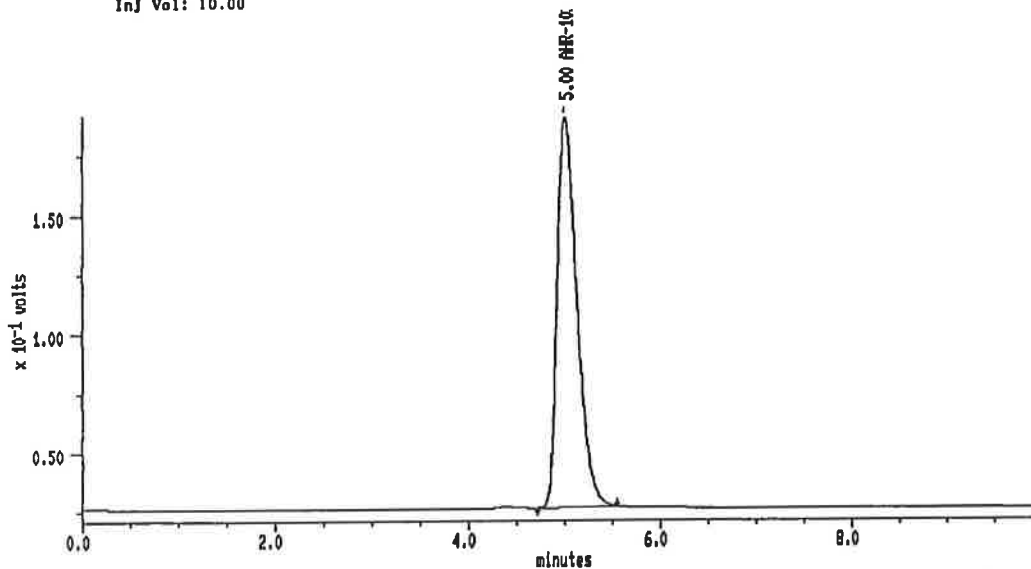
Index: 36

Injection Volume: 10.0

DETECTOR: detector 1

PK#	Retention Time (minutes)	Type	Peak Area	Peak Height	Area Percent	Component Name
1	5.000	BB	2301723	158880	100.00	AHR-10282B
TOTAL			2301723	158880		

Sample: A19 60°C-2W Channel: detector 1 Filename: V2-11 Chart Speed: Full Size
 Acquired: 08-FEB-101 0:11 Method: B:VAHRV1H16Y70-2W Operator: S.S
 Inj Vol: 10.00



MAXIMA (c) 1990 Dynamic Solutions, Division of Millipore

MAXIMA 825 カスタムレポート

Printed: 8-FEB-2001 0:22:19

SAMPLE: A19 60°C-2W

#13 In Method: AHR-10282B

Acquired: 8-FEB-2001 0:11

Rate: 2.0 points/sec

Duration: 10.000 minutes

Operator: S.S

Type: UNKN

Instrument: Instrument 1

Filename: V2-11

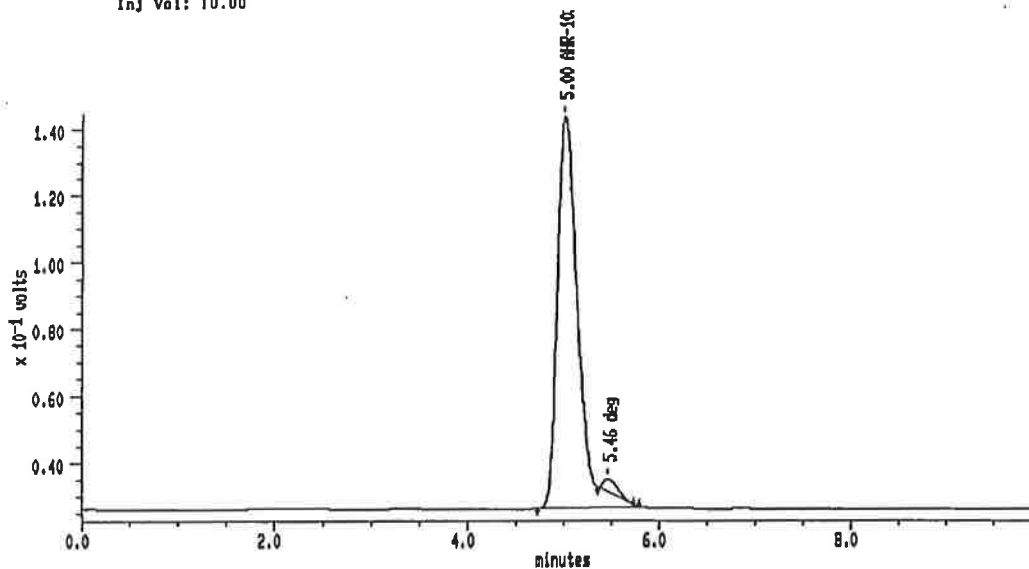
Index: 38

Injection Volume: 10.0

DETECTOR: detector 1

PK#	Retention Time (minutes)	Type	Peak Area	Peak Height	Area Percent	Component Name
1	5.000	BB	2380197	183978	100.00	AHR-10282B
TOTAL			2380197	183978		

Sample: A20 80°C-2W Channel: detector 1 Filename: V2-12 Chart Speed: Full Size
 Acquired: 08-FEB-101 0:23 Method: B:VAHRVJH16V70-2W Operator: S.S
 Inj Vol: 10.00



MAXIMA (c) 1980 Dynamic Solutions, Division of Millipore

MAXIMA 825 カスタムレポート

Printed: 8-FEB-2001 0:33:38

SAMPLE: A20 80°C-2W

#14 In Method: AHR-10282B

Acquired: 8-FEB-2001 0:23

Rate: 2.0 points/sec

Duration: 10.000 minutes

Operator: S.S

Type: UNKN

Instrument: Instrument 1

Filename: V2-12

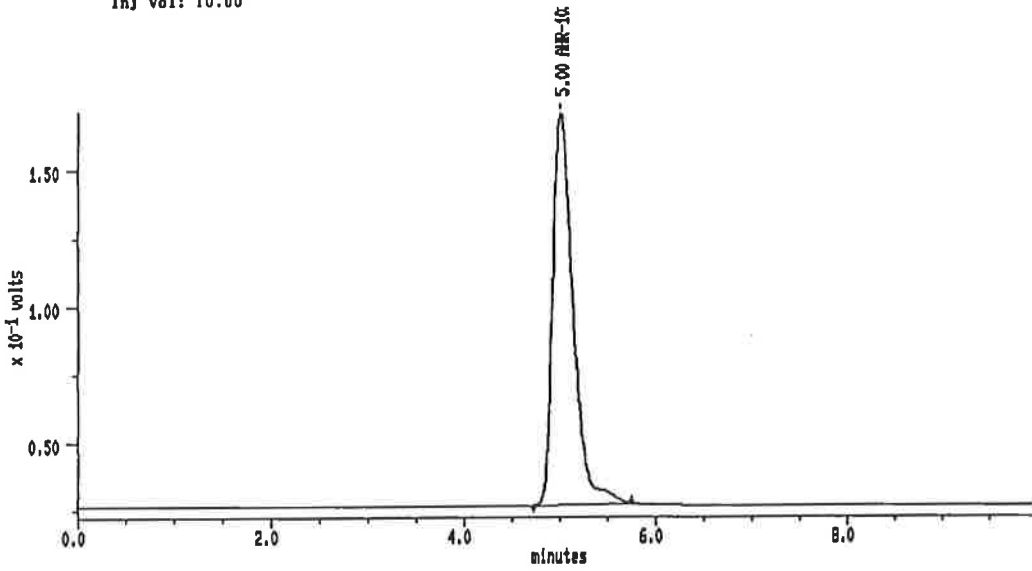
Index: 37

Injection Volume: 10.0

DETECTOR: detector 1

PK#	Retention Time (minutes)	Type	Peak Area	Peak Height	Area Percent	Component Name
1	5.000	BB	1751139	117240	97.66	AHR-10282B
2	5.458	SS	41976	3932	2.34	deg
TOTAL			1793115	121172		

Sample: A21 60°C-2W Channel: detector 1 Filename: V2-13 Chart Speed: Full Size
 Acquired: 08-FEB-101 0:34 Method: B:YAHRYIH15Y70-2W Operator: S.S
 Inf Vol: 10.00



MAXIMA (c) 1980 Dynamic Solutions, Division of Millipore

MAXIMA 825 カスタムレポート

Printed: 8-FEB-2001 0:45:01

SAMPLE: A21 60°C-2W

#16 In Method: **AHR-10282B**

Acquired: 8-FEB-2001 0:34

Rate: 2.0 points/sec

Duration: 10.000 minutes

Operator: S.S

Type: UNKN

Instrument: Instrument 1

Filename: V2-13

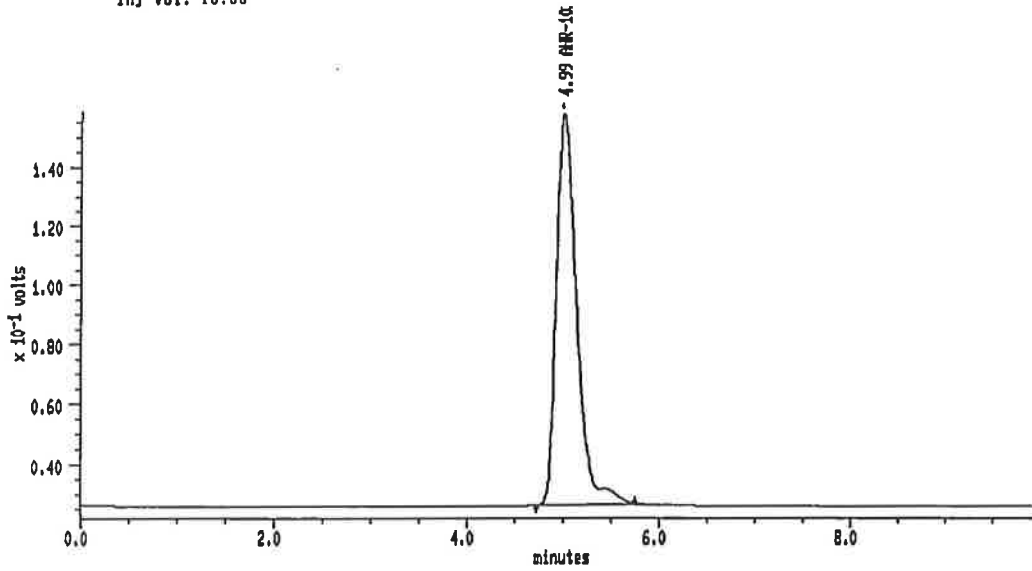
Index: 38

Injection Volume: 10.0

DETECTOR: detector 1

PK#	Retention Time (minutes)	Type	Peak Area	Peak Height	Area Percent	Component Name
1	5.000	BB	2140169	143779	100.00	AHR-10282B
TOTAL			2140169	143779		

Sample: A22 60°C-2W Channel: detector 1 Filename: V2-14 Chart Speed: Full Size
 Acquired: 08-FEB-101 0:45 Method: B:VAHRVIN15V70-2W Operator: S.S
 Inj Vol: 10.00



MAXIMA (c) 1990 Dynamic Solutions, Division of Millipore

MAXIMA 825 カスタムレポート

Printed: 8-FEB-2001 0:58:17

SAMPLE: A22 60°C-2W

#18 in Method: AHR-10282B

Acquired: 8-FEB-2001 0:45

Rate: 2.0 points/sec

Duration: 10.000 minutes

Operator: S.S

Type: UNKN

Instrument: Instrument 1

Filename: V2-14

Index: 39

Injection Volume: 10.0

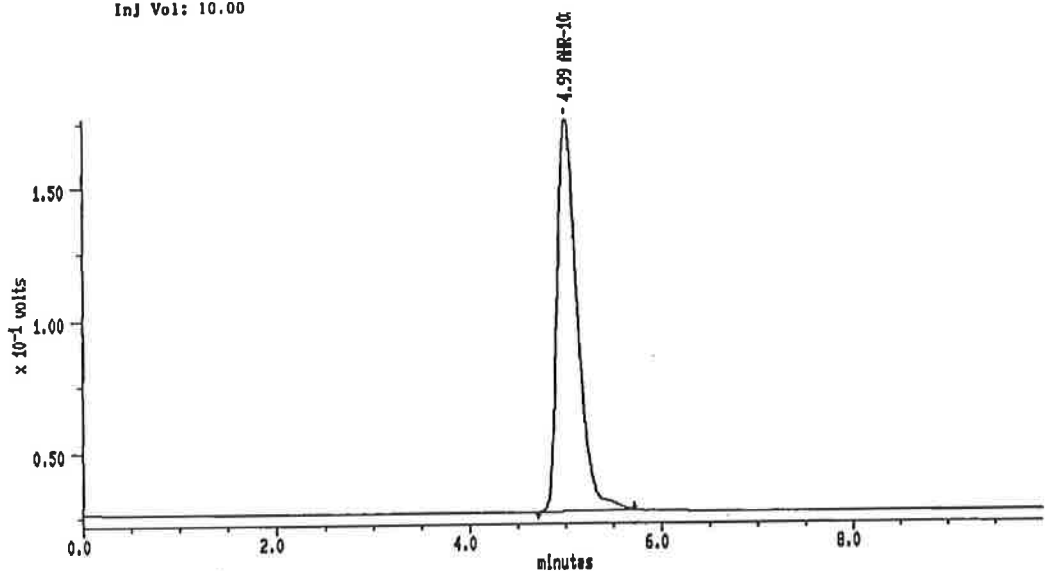
DETECTOR: detector 1

PK#	Retention Time (minutes)	Type	Peak Area	Peak Height	Area Percent	Component Name
1	4.992	BB	1951238	131213	100.00	AHR-10282B
TOTAL			1951238	131213		

Sample: A23 80°C-2W
 Acquired: 08-FEB-101 0:57
 Inj Vol: 10.00

Channel: detector 1
 Method: B:VAHRV1H16V70-2W

Filename: V2-16
 Chart Speed: Full Size
 Operator: S.S



MAXIMA (c)1980 Dynamic Solutions, Division of Millipore

MAXIMA 825 カスタムレポート

Printed: 8-FEB-2001 1:07:33

SAMPLE: A23 80°C-2W

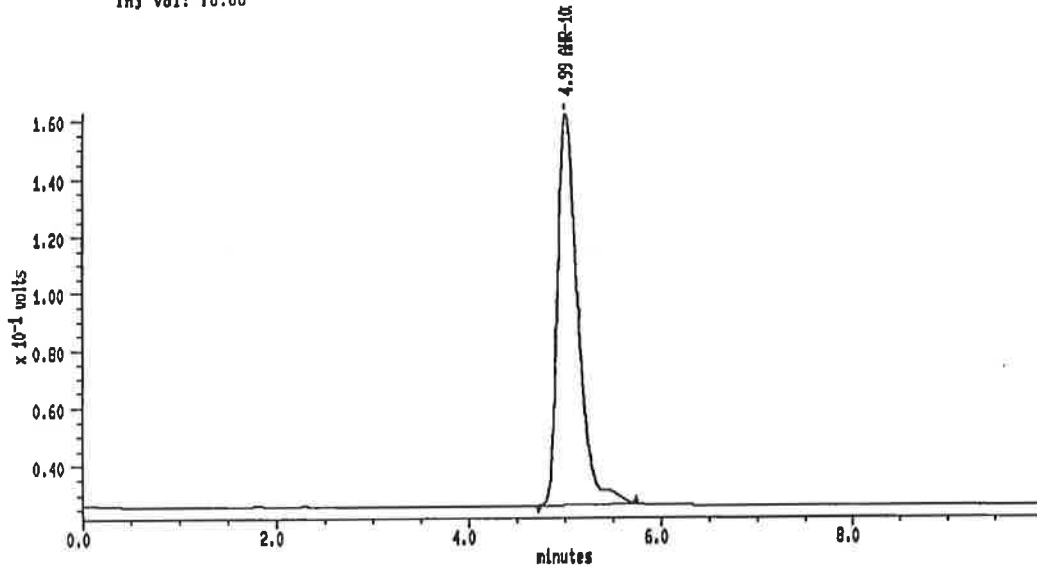
#17 in Method: AHR-10282B
 Acquired: 8-FEB-2001 0:57
 Rate: 2.0 points/sec
 Duration: 10.000 minutes
 Operator: S.S

Type: UNKN
 Instrument: Instrument 1
 Filename: V2-16
 Index: 40
 Injection Volume: 10.0

DETECTOR: detector 1

PK#	Retention Time (minutes)	Type	Peak Area	Peak Height	Area Percent	Component Name
1	4.992	BB	2188038	149145	100.00	AHR-10282B
TOTAL			2188038	149145		

Sample: A24 80°C-2W Channel: detector 1 Filename: V2-18 Chart Speed: Full Size
 Acquired: 08-FEB-101 1:08 Method: B:VAHRV1H15V70-2W Operator: S.S
 Inj Vol: 10.00



MAXIMA (c)1990 Dynamic Solutions, Division of Millipore

MAXIMA 825 カスタムレポート

Printed: 8-FEB-2001 1:18:50

SAMPLE: A24 80°C-2W

#18 in Method: AHR-10282B

Acquired: 8-FEB-2001 1:08

Rate: 2.0 points/sec

Duration: 10.000 minutes

Operator: S.S

Type: UNKN

Instrument: Instrument 1

Filename: V2-18

Index: 41

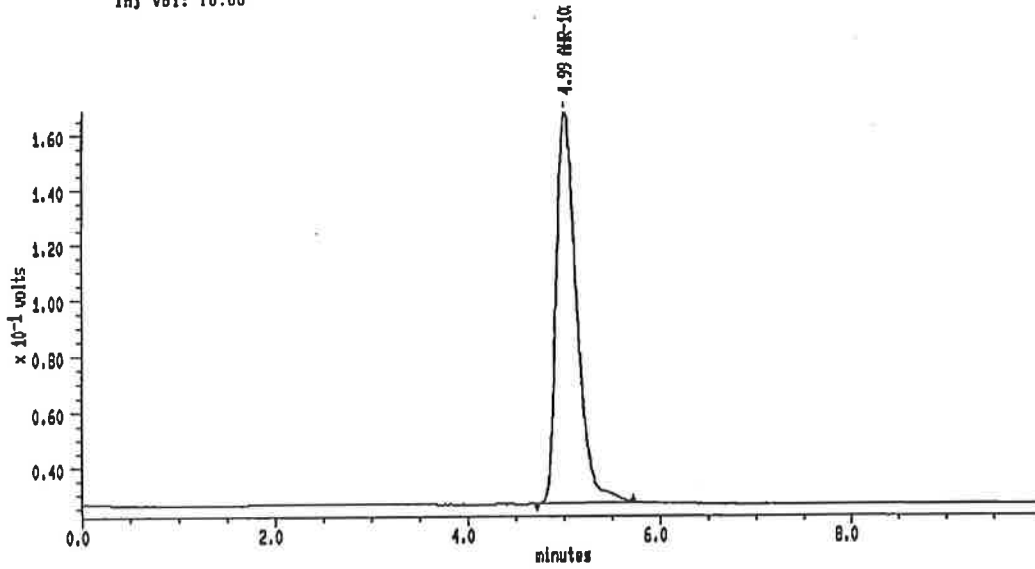
Injection Volume: 10.0

DETECTOR: detector 1

PK#	Retention Time (minutes)	Type	Peak Area	Peak Height	Area Percent	Component Name
1	4.992	BB	2007388	135782	100.00	AHR-10282B
TOTAL			2007388	135782		

18

Sample: A25 80°C-2W Channel: detector 1 Filename: V2-17 Chart Speed: Full Size
 Acquired: 06-FEB-101 1:19 Method: B:YAHRY1H16V70-2W Operator: S.S
 Inj Vol: 10.00



MAXIMA (c) 1990 Dynamic Solutions, Division of Millipore

MAXIMA 825 カスタムレポート

Printed: 6-FEB-2001 1:30:07

SAMPLE: A25 80°C-2W

#19 in Method: **AHR-10282B**

Acquired: 6-FEB-2001 1:19

Rate: 2.0 points/sec

Duration: 10.000 minutes

Operator: S.S

Type: UNKN

Instrument: Instrument 1

Filename: V2-17

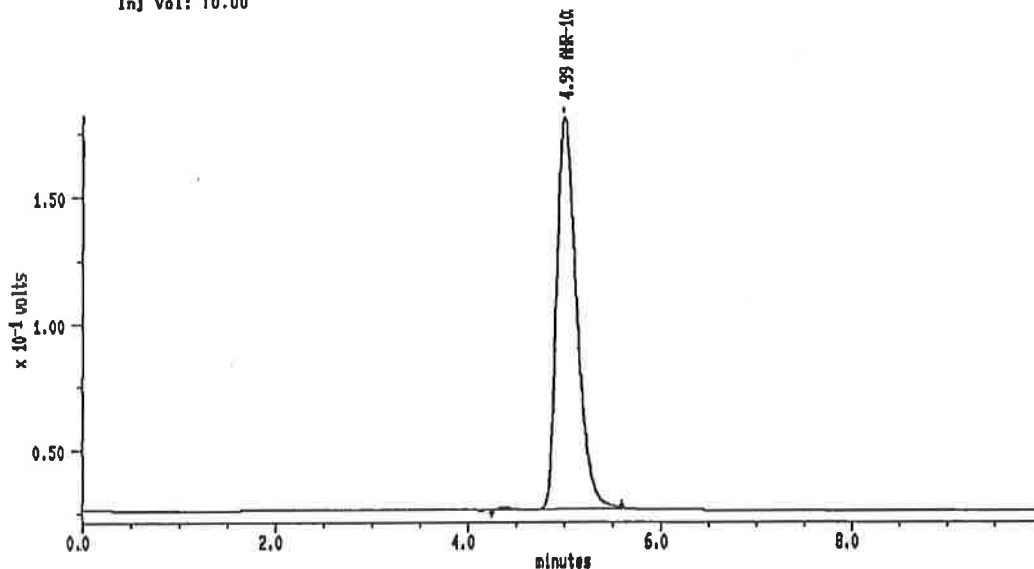
Index: 42

Injection Volume: 10.0

DETECTOR: detector 1

PK#	Retention Time (minutes)	Type	Peak Area	Peak Height	Area Percent	Component Name
1	4.992	BB	2082273	141548	100.00	AHR-10282B
TOTAL			2082273	141548		

Sample: A18 50°C-2W Channel: detector 1 Filename: V2-18 Chart Speed: Full Size
 Acquired: 06-FEB-101 1:30 Method: B:VAHRV1H15V70-2W Operator: S.S
 Inj Vol: 10.00



MAXIMA (c)1990 Dynamic Solutions, Division of Millipore

MAXIMA 825 カスタムレポート

Printed: 8-FEB-2001 1:41:32

SAMPLE: A18 50°C-2W

#20 In Method: AHR-10282B

Acquired: 8-FEB-2001 1:30

Rate: 2.0 points/sec

Duration: 10.000 minutes

Operator: S.S

Type: UNKN

Instrument: Instrument 1

Filename: V2-18

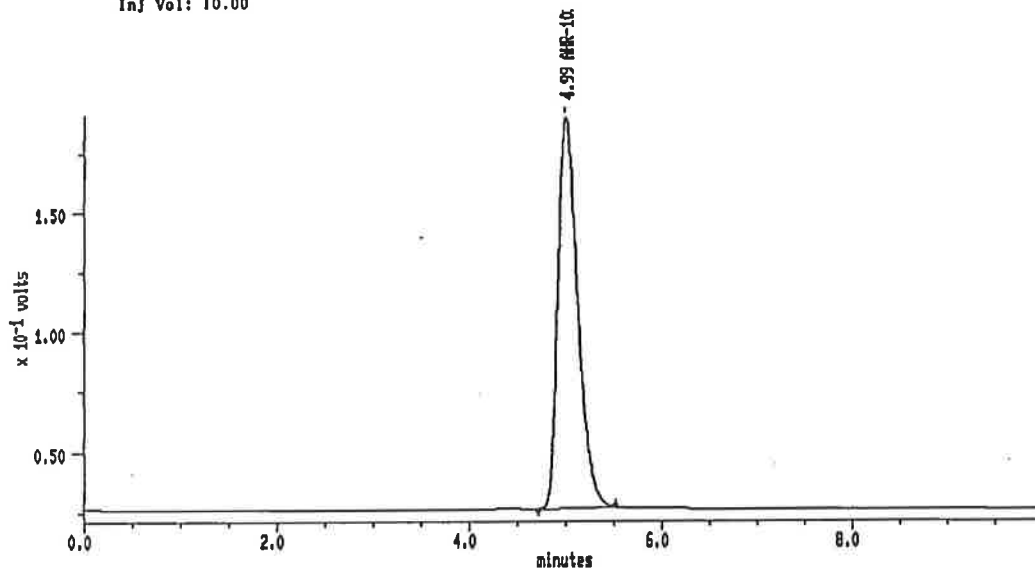
Index: 43

Injection Volume: 10.0

DETECTOR: detector 1

PK#	Retention Time (minutes)	Type	Peak Area	Peak Height	Area Percent	Component Name
1	4.992	BB	2237481	154238	100.00	AHR-10282B
TOTAL			2237481	154238		

Sample: A19 50°C-2W Channel: detector 1 Filename: V2-19 Chart Speed: Full Size
 Acquired: 08-FEB-101 1:42 Method: B:VAHRV1H16V70-2W Operator: S.S
 Inj Vol: 10.00



MAXIMA (c)1990 Dynamic Solutions, Division of Millipore

MAXIMA 825 カスタムレポート

Printed: 8-FEB-2001 1:52:49

SAMPLE: A19 50°C-2W

#21 in Method: AHR-10282B

Acquired: 8-FEB-2001 1:42

Rate: 2.0 points/sec

Duration: 10.000 minutes

Operator: S.S

Type: UNKN

Instrument: Instrument 1

Filename: V2-19

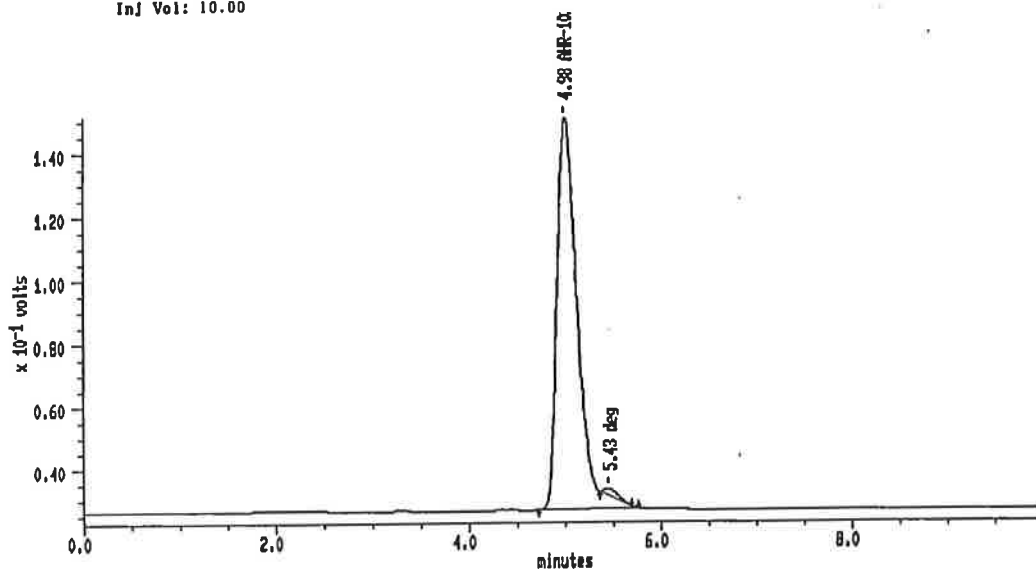
Index: 44

Injection Volume: 10.0

DETECTOR: detector 1

PK#	Retention Time (minutes)	Type	Peak Area	Peak Height	Area Percent	Component Name
1	4.992	BB	2346444	183082	100.00	AHR-10282B
TOTAL			2346444	183082		

Sample: A20 50°C-2W Channel: detector 1 Filename: V2-20 Chart Speed: Full Size
 Acquired: 08-FEB-101 1:53 Method: D:VAHRV1H16V70-2W Operator: S.S
 Inj Vol: 10.00



MAXIMA (c)1990 Dynamic Solutions, Division of Millipore

MAXIMA 825 カスタムレポート

Printed: 8-FEB-2001 2:04:08

SAMPLE: A20 50°C-2W

#22 In Method: AHR-10282B

Acquired: 8-FEB-2001 1:53

Rate: 2.0 points/sec

Duration: 10.000 minutes

Operator: S.S

Type: UNKN

Instrument: Instrument 1

Filename: V2-20

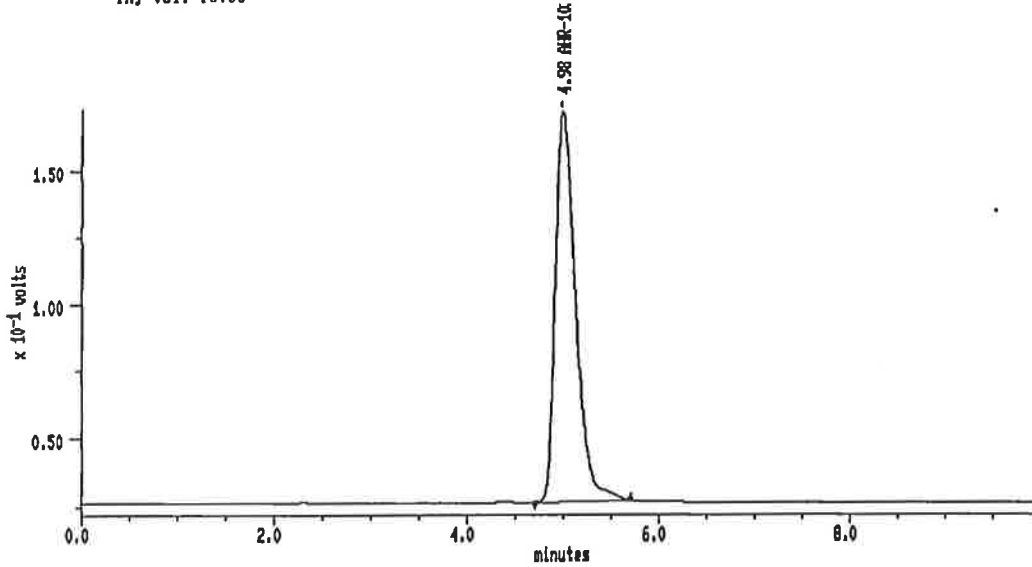
Index: 45

Injection Volume: 10.0

DETECTOR: detector 1

PK#	Retention Time (minutes)	Type	Peak Area	Peak Height	Area Percent	Component Name
1	4.983	BB	1839898	124103	98.82	AHR-10282B
2	5.433	SS	21934	2107	1.18	deg
TOTAL			1861833	128210		

Sample: A21 50°C-2W Channel: detector 1 Filename: V2-21 Chart Speed: Full Size
 Acquired: 06-FEB-101 2:04 Method: B:VAHRVJH15V70-2W Operator: S.S
 Inj Vol: 10.00



MAXIMA (c) 1990 Dynamic Solutions, Division of Millipore

MAXIMA 825 カスタムレポート

Printed: 6-FEB-2001 2:15:23

SAMPLE: A21 50°C-2W

#23 In Method: AHR-10282B

Acquired: 6-FEB-2001 2:04

Rate: 2.0 points/sec

Duration: 10.000 minutes

Operator: S.S

Type: UNKN

Instrument: Instrument 1

Filename: V2-21

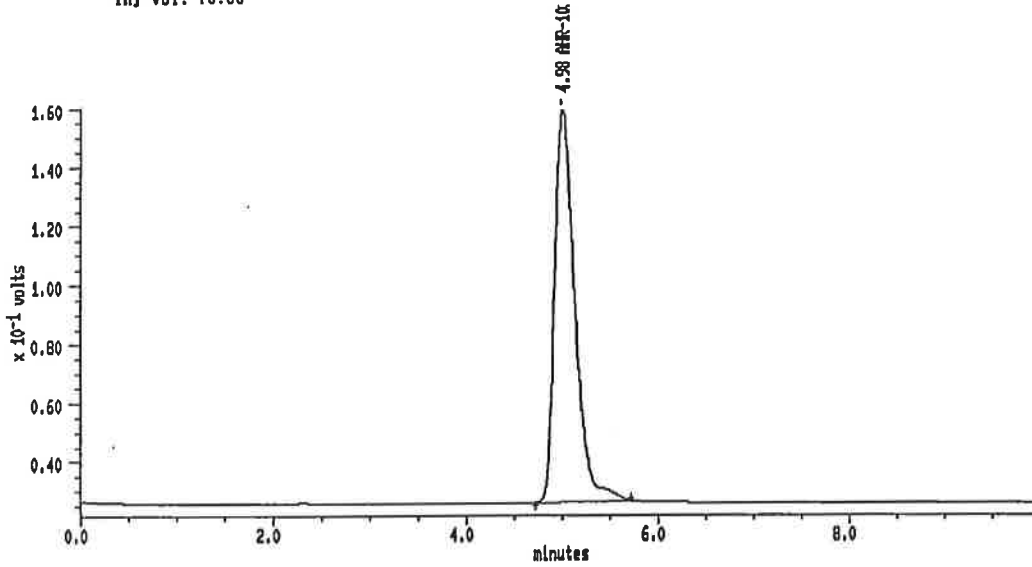
Index: 46

Injection Volume: 10.0

DETECTOR: detector 1

PK#	Retention Time (minutes)	Type	Peak Area	Peak Height	Area Percent	Component Name
1	4.983	BB	2140898	145231	100.00	AHR-10282B
TOTAL			2140898	145231		

Sample: A22 50°C-2W Channel: detector 1 Filename: V2-22 Chart Speed: Full Size
 Acquired: 08-FEB-101 2:18 Method: B:VAHRV1H15V70-2W Operator: S.S
 Inj Vol: 10.00



MAXIMA (c) 1990 Dynamic Solutions, Division of Millipore

MAXIMA 825 カスタムレポート

Printed: 8-FEB-2001 2:28:48

SAMPLE: A22 50°C-2W

#24 In Method: AHR-10282B

Acquired: 8-FEB-2001 2:18

Rate: 2.0 points/sec

Duration: 10.000 minutes

Operator: S.S

Type: UNKN

Instrument: Instrument 1

Filename: V2-22

Index: 47

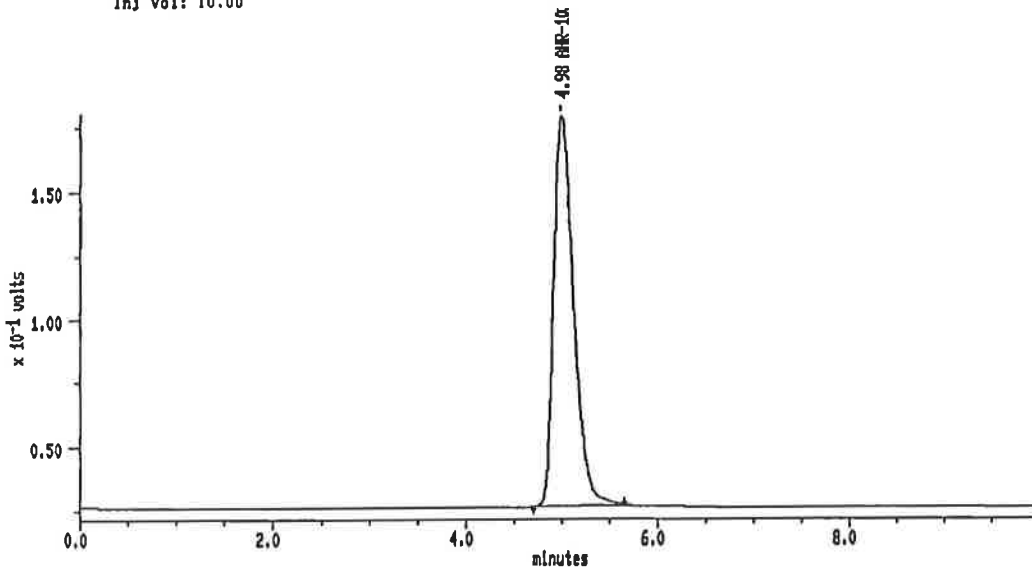
Injection Volume: 10.0

DETECTOR: detector 1

PK#	Retention Time (minutes)	Type	Peak Area	Peak Height	Area Percent	Component Name
1	4.983	DB	1983893	133125	100.00	AHR-10282B
TOTAL			1983893	133125		

24

Sample: A23 50°C-2W Channel: detector 1 Filename: V2-23 Chart Speed: Full Size
 Acquired: 08-FEB-101 2:27 Method: B:VAHRVIH15V70-2W Operator: S.S
 Inj Vol: 10.00



MAXIMA (c) 1990 Dynamic Solutions, Division of Millipore

MAXIMA 825 カスタムレポート

Printed: 8-FEB-2001 2:38:13

SAMPLE: A23 50°C-2W

#26 in Method: **AHR-10282B**

Acquired: 8-FEB-2001 2:27

Rate: 2.0 points/sec

Duration: 10.000 minutes

Operator: S.S

Type: UNKN

Instrument: Instrument 1

Filename: V2-23

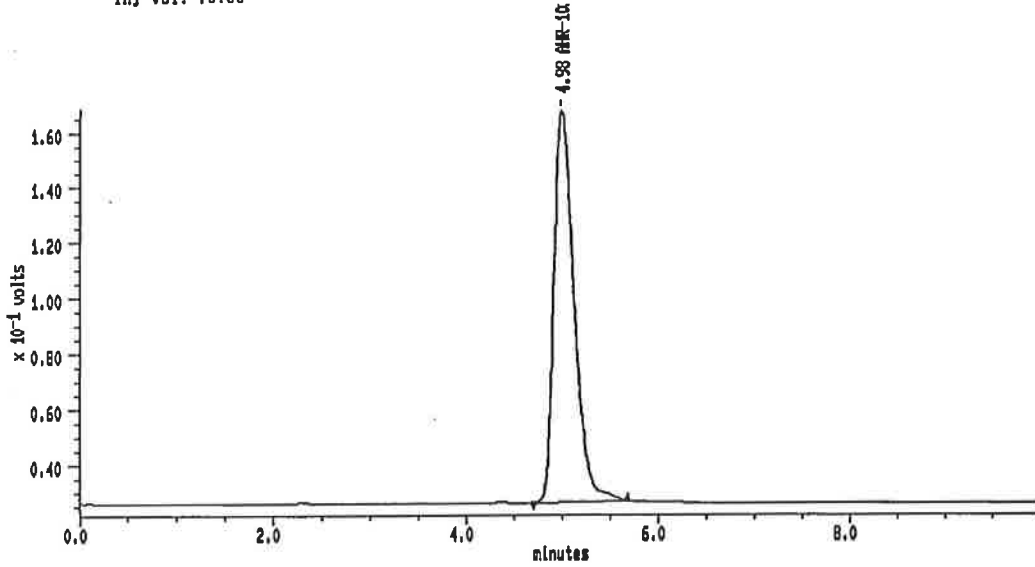
Index: 48

Injection Volume: 10.0

DETECTOR: detector 1

PK#	Retention Time (minutes)	Type	Peak Area	Peak Height	Area Percent	Component Name
1	4.983	BB	2218208	152731	100.00	AHR-10282B
TOTAL			2218208	152731		

Sample: A24 50°C-2W Channel: detector 1 Filename: V2-24 Chart Speed: Full Size
 Acquired: 00-FEB-101 2:39 Method: B:VAHRV1H15Y70-2W Operator: S.S
 Inj Vol: 10.00



MAXIMA (c)1990 Dynamic Solutions, Division of Millipore

MAXIMA 825 カスタムレポート

Printed: 6-FEB-2001 2:49:31

SAMPLE: A24 50°C-2W

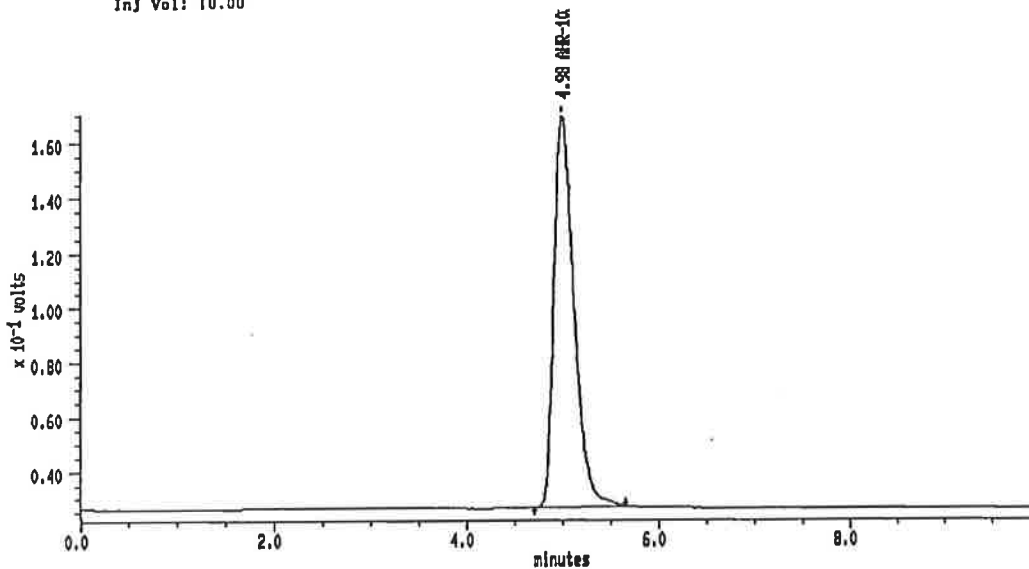
#28 In Method: AHR-10282B
 Acquired: 6-FEB-2001 2:39
 Rate: 2.0 points/sec
 Duration: 10.000 minutes
 Operator: S.S

Type: UNKN
 Instrument: Instrument 1
 Filename: V2-24
 Index: 1
 Injection Volume: 10.0

DETECTOR: detector 1

PK#	Retention Time (minutes)	Type	Peak Area	Peak Height	Area Percent	Component Name
1	4.983	DB	2081641	141150	100.00	AHR-10282B
TOTAL			2081641	141150		

Sample: A25 50°C-2W Channel: detector 1 Filename: V2-25 Chart Speed: Full Size
 Acquired: 08-FEB-101 2:50 Method: B:VAHRV1H16V70-2W Operator: S.S
 Inj Vol: 10.00



MAXIMA (c)1980 Dynamic Solutions, Division of Millipore

MAXIMA 825 カスタムレポート

Printed: 8-FEB-2001 3:00:48

SAMPLE: A25 50°C-2W

#27 in Method: AHR-10282B

Acquired: 8-FEB-2001 2:50

Rate: 2.0 points/sec

Duration: 10.000 minutes

Operator: S.S

Type: UNKN

Instrument: Instrument 1

Filename: V2-25

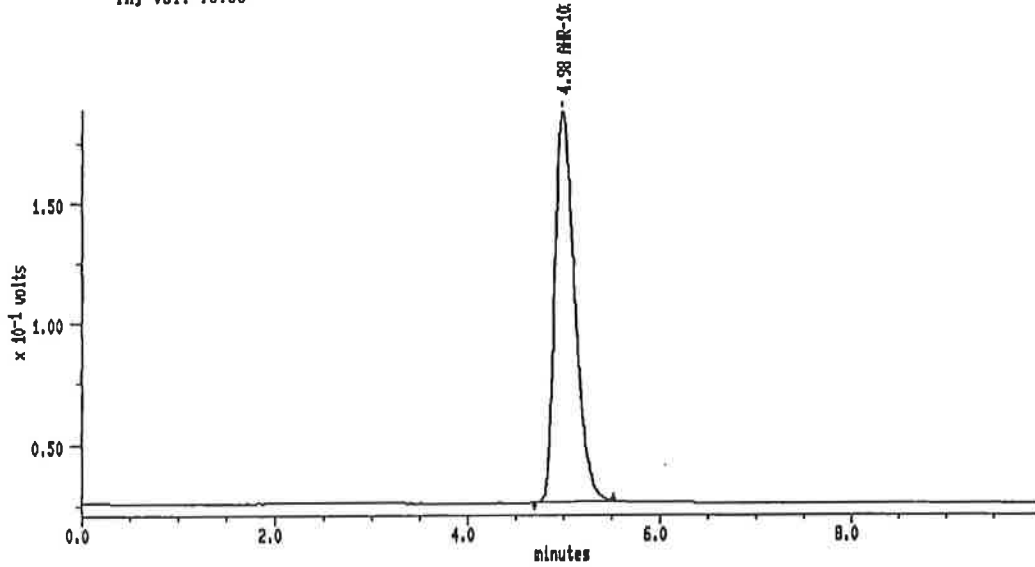
Index: 2

Injection Volume: 10.0

DETECTOR: detector 1

PK#	Retention Time (minutes)	Type	Peak Area	Peak Height	Area Percent	Component Name
1	4.983	BB	2080594	142728	100.00	AHR-10282B
TOTAL			2080594	142728		

Sample: STD Channel: detector 1 Filename: V2-28 Chart Speed: Full Size
 Acquired: 08-FEB-101 3:01 Method: B:VAHRV1H16V70-2W Operator: S.S
 Inj Vol: 10.00



MAXIMA (c)1990 Dynamic Solutions, Division of Millipore

MAXIMA 825 カスタムレポート

Printed: 8-FEB-2001 3:12:15

SAMPLE: STD

#28 in Method: AHR-10282B
 Acquired: 8-FEB-2001 3:01
 Rate: 2.0 points/sec
 Duration: 10.000 minutes
 Operator: S.S

Type: UNKN
 Instrument: Instrument 1
 Filename: V2-28
 Index: 3
 Injection Volume: 10.0

DETECTOR: detector 1

PK#	Retention Time (minutes)	Type	Peak Area	Peak Height	Area Percent	Component Name
1	4.975	BB	2328584	181115	100.00	AHR-10282B
TOTAL			2328584	181115		

28

プロナック点眼液の安定性試験
Lot No.01H151

試験コード：P2000B177
試験実施者：澤 嗣郎
試験実施日：2001年01月22日

	ID	Chromato No	Peak Area	Conc. (mg/mL)	Remaining (%)	Water Collec(%)	Initial	present
STD	1	IN-01	2217554					
STD	2	IN-26	2251148					
STD	mean		2234351	1.0005				
A-18	Initial	IN-02	2289485	1.0252	100			
A-19	Initial	IN-03	2350952	1.0527	100			
A-20	Initial	IN-04	2358326	1.0560	100			
A-21	Initial	IN-05	2388197	1.0694	100			
A-22	Initial	IN-06	2292061	1.0263	100			
A-23	Initial	IN-07	2358324	1.0560	100			
A-24	Initial	IN-08	2303165	1.0313	100			
A-25	Initial	IN-09	2216054	0.9923	100			
A-18	70°C-1W	IN-10	2242130	1.0040	97.93	94.32	3.69	8.6101 8.4269
A-19	70°C-1W	IN-11	2290529	1.0257	97.44	93.79	3.75	8.5729 8.3884
A-20	70°C-1W	IN-12	1951517	0.8739	82.76	79.57	3.86	8.5196 8.3317
A-21	70°C-1W	IN-13	2203525	0.9867	92.27	88.75	3.82	8.5739 8.3860
A-22	70°C-1W	IN-14	2082220	0.9324	90.85	87.33	3.87	8.5469 8.3574
A-23	70°C-1W	IN-15	2197753	0.9841	93.19	89.75	3.69	8.5791 8.3975
A-24	70°C-1W	IN-16	2095221	0.9382	90.97	87.58	3.73	8.5713 8.3879
A-25	70°C-1W	IN-17	2131377	0.9544	96.18	92.44	3.89	8.5647 8.3735
A-18	60°C-1W	IN-18	2234601	1.0006	97.60	95.88	1.76	8.5329 8.4468
A-19	60°C-1W	IN-19	2288796	1.0249	97.36	95.86	1.54	8.5779 8.5021
A-20	60°C-1W	IN-20	1948910	0.8727	82.64	81.28	1.65	8.5953 8.5137
A-21	60°C-1W	IN-21	2161205	0.9677	90.49	89.07	1.57	8.5548 8.4779
A-22	60°C-1W	IN-22	2091491	0.9365	91.25	89.73	1.67	8.5393 8.4579
A-23	60°C-1W	IN-23	2243646	1.0047	95.14	93.29	1.94	8.5613 8.4661
A-24	60°C-1W	IN-24	2079710	0.9313	90.30	88.84	1.62	8.5863 8.5064
A-25	60°C-1W	IN-25	2086854	0.9345	94.18	92.66	1.61	8.5624 8.4835

計算に必要なデータを記載する為、再編集した。
05.05.06 澤 嗣郎

1/30

1/15 15:48
NO.62 PH 8.23
22.5°C

1/15 15:52
NO.63 PH 8.24
22.5°C

1/15 15:55
NO.54 PH 7.05
22.5°C

1/15 16:02
NO.65 PH 7.03
22.5°C

1/15 16:08
NO.66 PH 7.09
22.8°C

1/15 16:12
NO.67 PH 7.08
22.8°C

1/15 16:14
NO.68 PH 6.99
22.8°C

1/15 16:25
NO.69 PH 7.08
22.8°C

試験物質名		試験コード		ロット番号		調製年月日		20		年		月		日		試験実施者		澤 嗣郎						
試験題目																								
製造量	無色77.15mL×	本	無色PP5mL×	本	褐色PP5mL×	本	A-24	秤取量 (g)	仕込量 g	mL	秤取量 (g)	仕込量 g	mL	秤取量 (g)	仕込量 g	mL	秤取量 (g)	仕込量 g	mL	秤取量 (g)	仕込量 g	mL	製造メーカー	ロット番号
成分	分量	名	仕込量 mL	g	秤取量 (g)	仕込量 mL	g	秤取量 (g)	仕込量 mL	g	秤取量 (g)	仕込量 mL	g	秤取量 (g)	仕込量 mL	g	秤取量 (g)	仕込量 mL	g	秤取量 (g)	仕込量 mL	g		
			0.1	0.101	0.1	0.100	0.1	0.100	0.1	0.1	0.100	0.1	0.1	0.100	0.1	0.1	0.100	0.1	0.1	0.100	0.1	0.1		
			1.5	1.502	1.5	1.496	1.5	1.496	1.5	1.5	1.496	1.5	1.5	1.496	1.5	1.5	1.496	1.5	1.5	1.496	1.5	1.5		
			—	—	—	—	—	—	—	—	—	—	—	—	—	—	—	—	—	—	—	—		
			—	—	—	—	—	—	—	—	—	—	—	—	—	—	—	—	—	—	—	—		
			0.15	0.152	0.15	0.150	0.15	0.150	0.15	0.15	0.150	0.15	0.15	0.150	0.15	0.15	0.150	0.15	0.15	0.150	0.15	0.15		
			0.005	0.005	0.005	0.005	0.005	0.005	0.005	0.005	0.005	0.005	0.005	0.005	0.005	0.005	0.005	0.005	0.005	0.005	0.005	0.005		
			—	—	—	—	—	—	—	—	—	—	—	—	—	—	—	—	—	—	—	—		
			7	7.08	6.99	7.08	6.99	7.08	7.08	7.08	6.99	7.08	7.08	6.99	7.08	7.08	6.99	7.08	7.08	6.99	7.08	7.08		

試験物質名	AHR10282B			試験コード	P2000B177		試験年月日	2007年01月22日	
試験項目								試験実施者	澤 嗣郎
標準溶液 0.02001g/20ml X 2ml/20ml HF									
PH initial 測定時 濁り 異物 色									
A18 initial	8.23	-	-	紫色			22-Jan-2001	16:48:12	
A19	8.22	-	-				002:	+ 0.02001 g	
A20	87.02	-	-						
A21	6.98	-	-						
A22	7.05	-	-						
A23	6.99	-	-						
A24	6.93	-	-						
A25	7.00	-	-						
A18 70c-1w	8.16	8.6101	8.4269	-	±				
A19	8.17	8.5729	8.3884	-	±	↓			
A20	6.97	8.5196	8.3317	-	+(法)	濃紫色			
A21	6.95	8.5739	8.3860	-	+(法)	紺色			
A22	7.07	8.5469	8.3574	-	+(法)	濃黄色			
A23	7.05	8.5791	8.3975	+	+(法)	黄色			
A34	6.99	8.5713	8.3879	-	+(法)	濃黄色			
A25	7.07	8.5647	8.3735	+	+	黄色			
A18 60c-1w	8.27	8.5329	8.4468	-	-	↓			
A19	8.25	8.5779	8.5021	-	-	↓			
A20	7.05	8.5953	8.5137	+	+(法)	濃黄色			
A21	7.03	8.5548	8.4779	+	±	↓			
A22	7.08	8.5393	8.4519	+	+	黄色			
A23	7.07	8.5613	8.4661	+	±	↓			
A24	6.96	8.5863	8.5064	+	±	濃黄色			
A25	7.08	8.5624	8.4835	+	±	黄色			

1/22 17:47
NO. 9 PH 8.23
24.2°C

1/22 17:47
NO. 10 PH 8.22
24.3°C

1/22 17:48
NO. 11 PH 7.92
24.2°C

1/22 17:49
NO. 12 PH 8.98
24.3°C

1/22 17:50
NO. 13 PH 7.85
24.3°C

1/22 17:50
NO. 14 PH 6.99
24.4°C

1/22 17:51
NO. 15 PH 6.93
24.4°C

1/22 17:52
NO. 16 PH 7.38
24.4°C

1/22 17:53
NO. 17 PH 8.16
24.4°C

1/22 17:54
NO. 18 PH 8.17
24.4°C

1/22 17:55
NO. 19 PH 6.97
24.4°C

1/22 17:55
NO. 20 PH 6.95
24.5°C

1/22 17:58
NO. 21 PH 7.07
24.4°C

1/22 18:00
NO. 22 PH 7.05
24.4°C

1/22 18:02
NO. 23 PH 6.99
24.4°C

1/22 18:05
NO. 24 PH 7.07
24.5°C

1/22 18:07
NO. 25 PH 8.27
24.4°C

1/22 18:09
NO. 26 PH 8.25
24.3°C

1/22 18:10
NO. 27 PH 7.05
24.3°C

1/22 18:12
NO. 28 PH 7.03
24.3°C

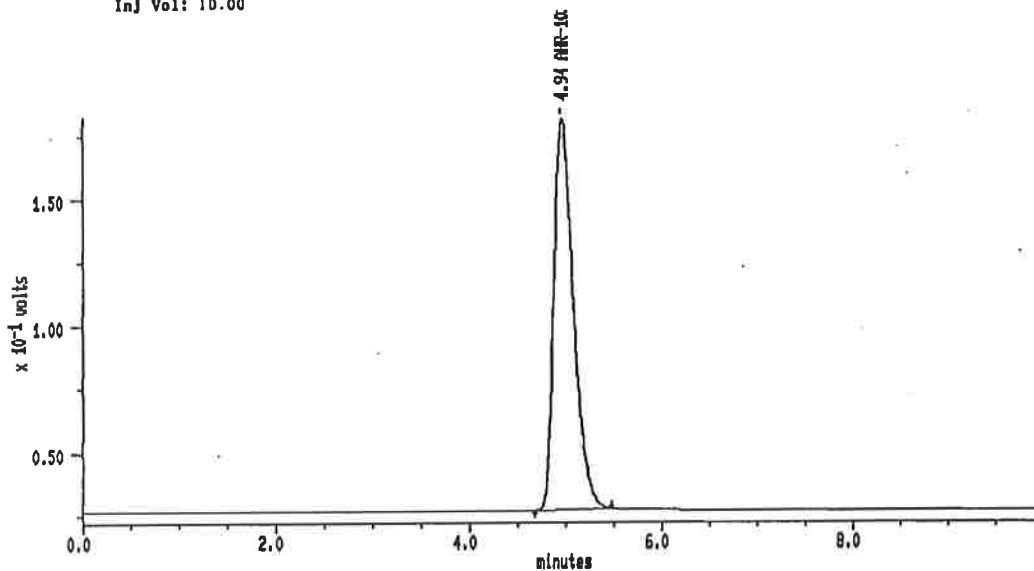
1/22 18:16
NO. 29 PH 7.08
24.3°C

1/22 18:18
NO. 30 PH 7.07
24.2°C

1/22 18:19
NO. 31 PH 6.96
24.2°C

1/22 18:21
NO. 32 PH 7.08
24.2°C

Sample: STD1 Channel: detector 1 Filename: IN-01 Chart Speed: Full Size
 Acquired: 22-JAN-101 19:58 Method: B:VAHRVIH16VINIITAL Operator: S.S
 Inj Vol: 10.00



MAXIMA (c) 1990 Dynamic Solutions, Division of Millipore

MAXIMA 825 カスタムレポート

Printed: 22-JAN-2001 20:08:27

SAMPLE: STD1

#3 In Method: AHR-10282B
 Acquired: 22-JAN-2001 19:58
 Rate: 2.0 points/sec
 Duration: 10.000 minutes
 Operator: S.S

Type: UNKN
 Instrument: Instrument 1
 Filename: IN-01
 Index: 1
 Injection Volume: 10.0

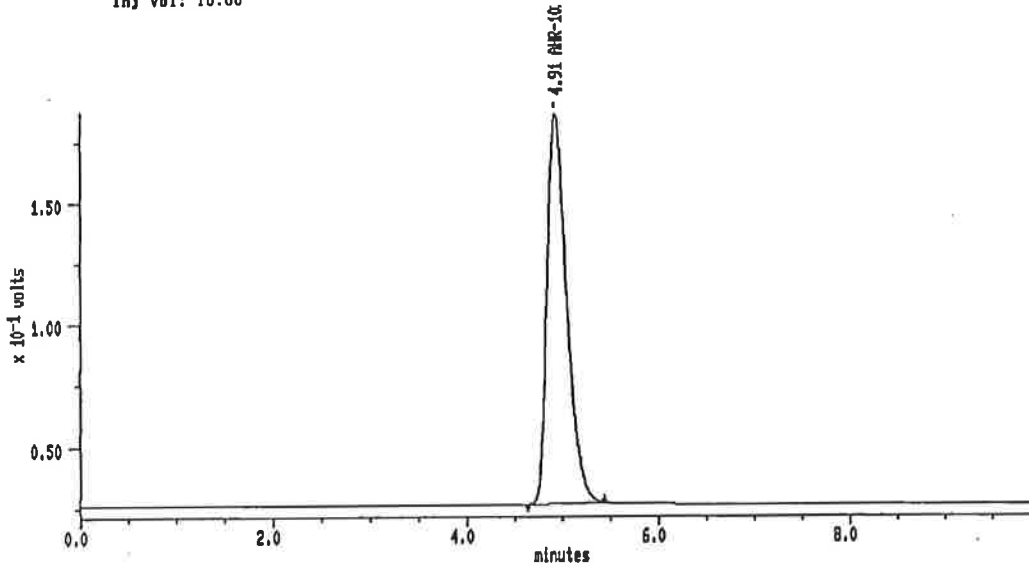
DETECTOR: detector 1

PK#	Retention Time (minutes)	Type	Peak Area	Peak Height	Area Percent	Component Name
1	4.942	BB	2217554	154558	100.00	AHR-10282B
TOTAL			2217554	154558		

Sample: A18 INITIAL
Acquired: 22-JAN-101 20:12
Inj Vol: 10.00

Channel: detector 1
Method: B:VAHRVH16VINIITAL

Filename: IN-02
Chart Speed: Full Size
Operator: S.S



MAXIMA (c) 1990 Dynamic Solutions, Division of Millipore

MAXIMA 825 カスタムレポート

Printed: 22-JAN-2001 20:22:53

SAMPLE: A18 INITIAL

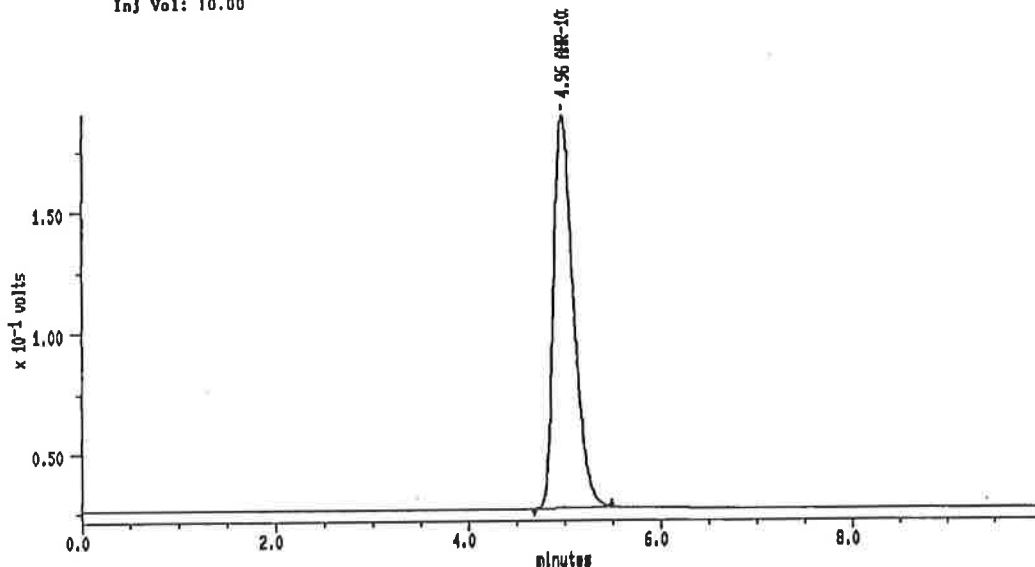
#4 In Method: AHR-10282B
Acquired: 22-JAN-2001 20:12
Rate: 2.0 points/sec
Duration: 10.000 minutes
Operator: S.S

Type: UNKN
Instrument: Instrument 1
Filename: IN-02
Index: 2
Injection Volume: 10.0

DETECTOR: detector 1

PK#	Retention Time (minutes)	Type	Peak Area	Peak Height	Area Percent	Component Name
1	4.908	BB	2289485	159801	100.00	AHR-10282B
TOTAL			2289485	159801		

Sample: A19 INITIAL Channel: detector 1 Filename: 1N-03 Chart Speed: Full Size
 Acquired: 22-JAN-101 20:23 Method: B:VAHRV1H16VINIITAL Operator: S.S
 Inj Vol: 10.00



MAXIMA (c)1990 Dynamic Solutions. Division of Millipore

MAXIMA 825 カスタムレポート

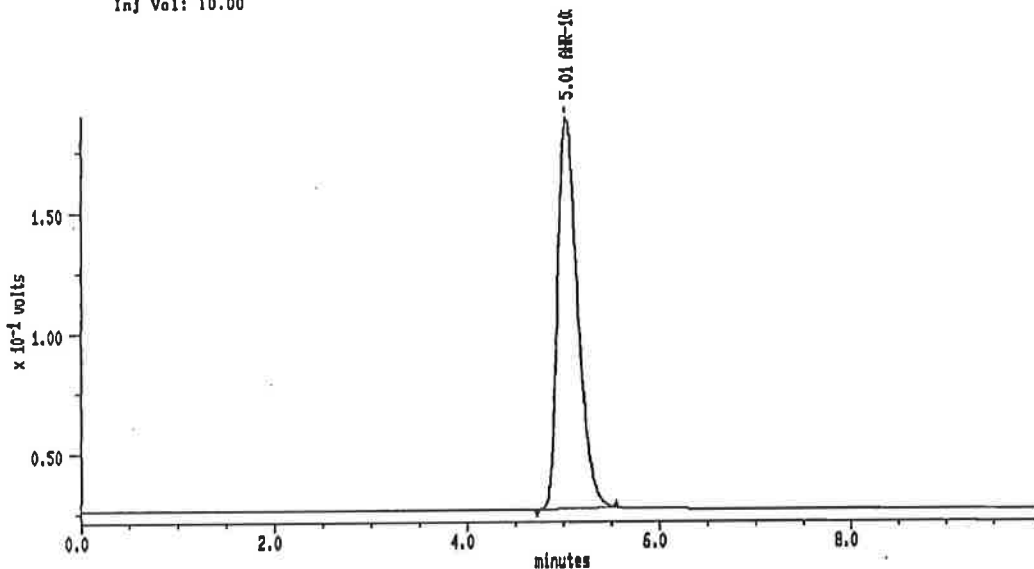
Printed: 22-JAN-2001 20:34:10

SAMPLE: A19 INITIAL Type: UNKN
 #6 in Method: AHR-10282B Instrument: Instrument 1
 Acquired: 22-JAN-2001 20:23 Filename: 1N-03
 Rate: 2.0 points/sec Index: 3
 Duration: 10.000 minutes Injection Volume: 10.0
 Operator: S.S

DETECTOR: detector 1

PK#	Retention Time (minutes)	Type	Peak Area	Peak Height	Area Percent	Component Name
1	4.968	BB	2360952	182814	100.00	AHR-10282B
TOTAL			2360952	182814		

Sample: A20 INITIAL Channel: detector 1 Filename: IN-04 Chart Speed: Full Size
 Acquired: 22-JAN-101 20:34 Method: B:VAHRV1H15VINITIAL Operator: S.S
 Inf Vol: 10.00



MAXIMA (c) 1990 Dynamic Solutions, Division of Millipore

MAXIMA 825 カスタムレポート

Printed: 22-JAN-2001 20:45:27

SAMPLE: A20 INITIAL

#8 in Method: AHR-10282B

Acquired: 22-JAN-2001 20:34

Rate: 2.0 points/sec

Duration: 10.000 minutes

Operator: S.S

Type: UNKN

Instrument: Instrument 1

Filename: IN-04

Index: 4

Injection Volume: 10.0

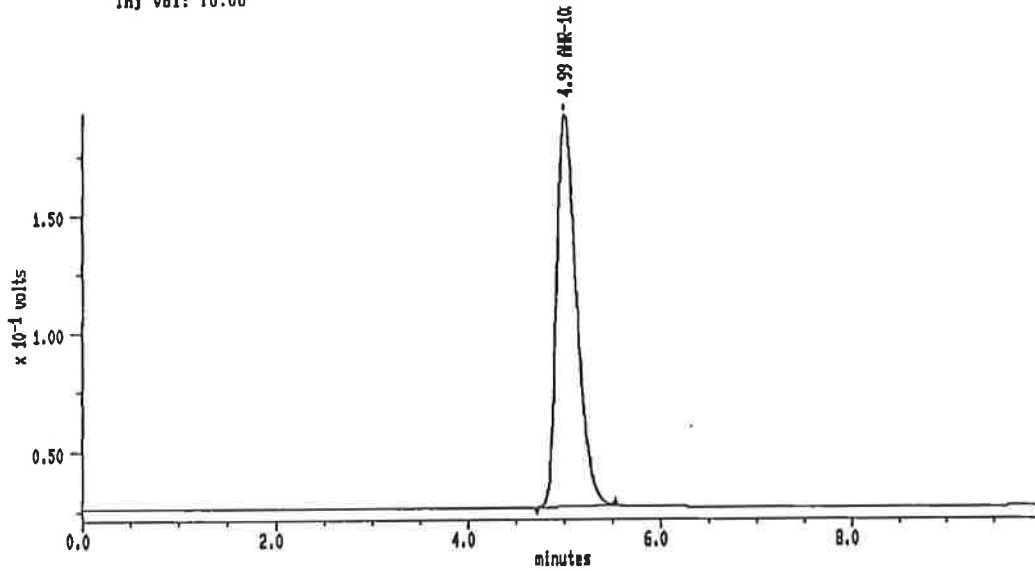
DETECTOR: detector 1

PK#	Retention Time (minutes)	Type	Peak Area	Peak Height	Area Percent	Component Name
1	5.008	BB	2358328	181923	100.00	AHR-10282B
TOTAL			2358328	181923		

Sample: A21 INITIAL
Acquired: 22-JAN-101 20:48
Inj Vol: 10.00

Channel: detector 1
Method: B:VAHRV1H16VINIITAL

Filename: IN-05
Chart Speed: Full Size
Operator: S.S



MAXIMA (c) 1990 Dynamic Solutions, Division of Millipore

MAXIMA 825 カスタムレポート

Printed: 22-JAN-2001 20:58:42

SAMPLE: A21 INITIAL

#7 in Method: AHR-10282B

Acquired: 22-JAN-2001 20:48

Rate: 2.0 points/sec

Duration: 10.000 minutes

Operator: S.S

Type: UNKN

Instrument: Instrument 1

Filename: IN-05

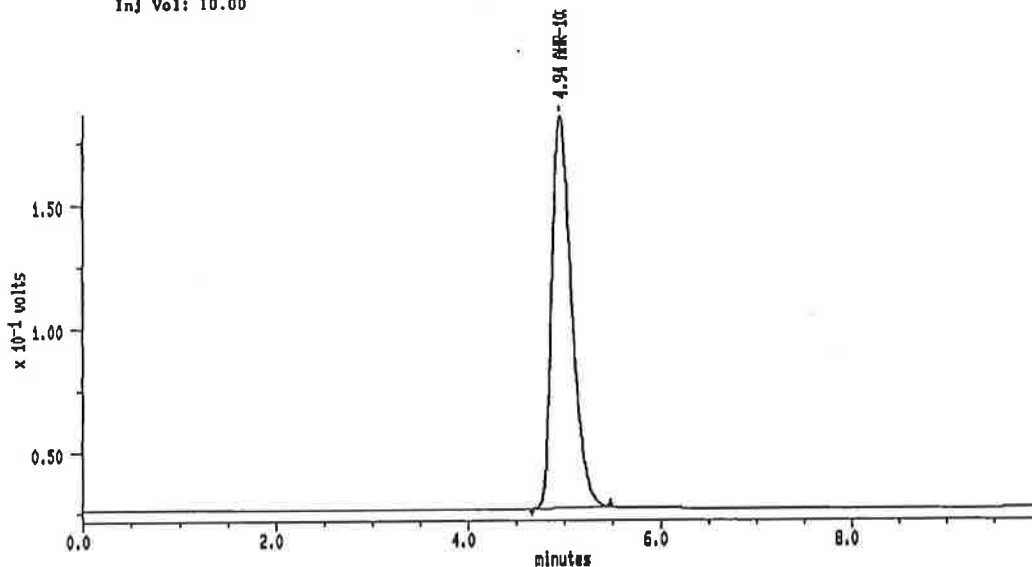
Index: 5

Injection Volume: 10.0

DETECTOR: detector 1

PK#	Retention Time (minutes)	Type	Peak Area	Peak Height	Area Percent	Component Name
1	4.992	BB	2388197	185329	100.00	AHR-10282B
TOTAL			2388197	185329		

Sample: A22 INITIAL Channel: detector 1 Filename: IN-08 Chart Speed: Full Size
 Acquired: 22-JAN-01 20:57 Method: B:VAHRV1H16YINITIAL Operator: S.S
 Inj Vol: 10.00



MAXIMA (c) 1990 Dynamic Solutions, Division of Millipore

MAXIMA 825 カスタムレポート

Printed: 22-JAN-2001 21:07:59

SAMPLE: A22 INITIAL

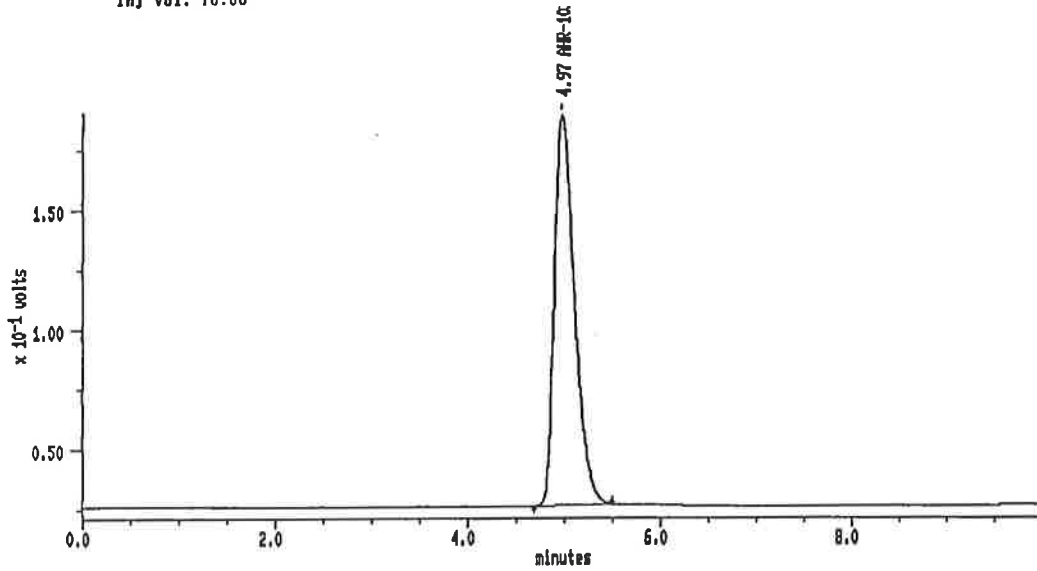
#8 in Method: **AHR-10282B**
 Acquired: 22-JAN-2001 20:57
 Rate: 2.0 points/sec
 Duration: 10.000 minutes
 Operator: S.S

Type: UNKN
 Instrument: Instrument 1
 Filename: IN-08
 Index: 6
 Injection Volume: 10.0

DETECTOR: detector 1

PK#	Retention Time (minutes)	Type	Peak Area	Peak Height	Area Percent	Component Name
1	4.942	BB	2292061	158725	100.00	AHR-10282B
TOTAL			2292081	158725		

Sample: A23 INITIAL Channel: detector 1 Filename: IN-07 Chart Speed: Full Size
 Acquired: 22-JAN-101 21:08 Method: B:YAHRYIHI6VINITIAL Operator: S.S
 Inj Vol: 10.00



MAXIMA (c) 1990 Dynamic Solutions, Division of Millipore

MAXIMA 825 カスタムレポート

Printed: 22-JAN-2001 21:19:16

SAMPLE: A23 INITIAL

#9 In Method: AHR-10282B
 Acquired: 22-JAN-2001 21:08
 Rate: 2.0 points/sec
 Duration: 10.000 minutes
 Operator: S.S

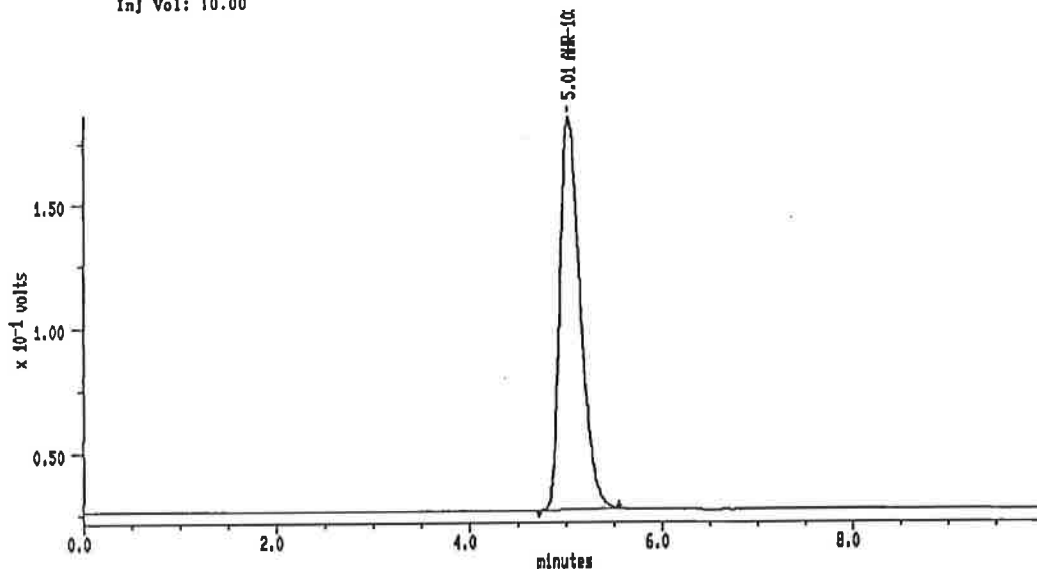
Type: UNKN
 Instrument: Instrument 1
 Filename: IN-07
 Index: 7
 Injection Volume: 10.0

DETECTOR: detector 1

PK#	Retention Time (minutes)	Type	Peak Area	Peak Height	Area Percent	Component Name
1	4.987	DB	2358324	182394	100.00	AHR-10282B
TOTAL			2358324	182394		

//

Sample: A24 INITIAL Channel: detector 1 Filename: IN-08 Chart Speed: Full Size
 Acquired: 22-JAN-101 21:20 Method: B:VAHRV1H16VINITIAL Operator: S.S
 Inj Vol: 10.00



MAXIMA (c) 1990 Dynamic Solutions, Division of Millipore

MAXIMA 825 カスタムレポート

Printed: 22-JAN-2001 21:30:32

SAMPLE: A24 INITIAL

#10 In Method: AHR-10282B

Acquired: 22-JAN-2001 21:20

Rate: 2.0 points/sec

Duration: 10.000 minutes

Operator: S.S

Type: UNKN

Instrument: Instrument 1

Filename: IN-08

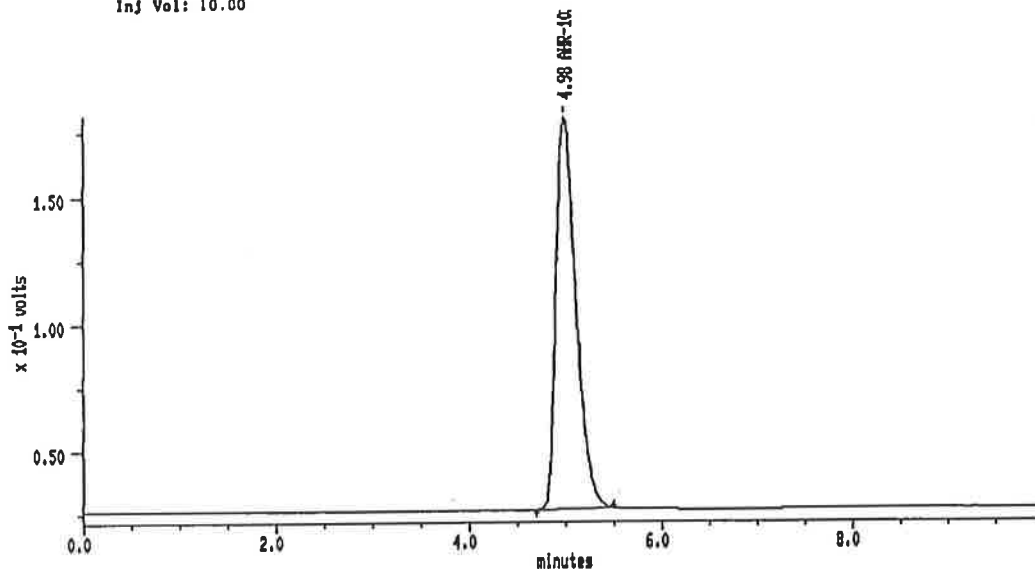
Index: 8

Injection Volume: 10.0

DETECTOR: detector 1

PK#	Retention Time (minutes)	Type	Peak Area	Peak Height	Area Percent	Component Name
1	5.008	BB	2303185	168455	100.00	AHR-10282B
TOTAL			2303185	168455		

Sample: A25 INITIAL Channel: detector 1 Filename: IN-09 Chart Speed: Full Size
 Acquired: 22-JAN-101 21:31 Method: B:VAHRV1H16VINITIAL Operator: S.S
 Inj Vol: 10.00



MAXIMA (c) 1990 Dynamic Solutions, Division of Millipore

MAXIMA 825 カスタムレポート

Printed: 22-JAN-2001 21:41:49

SAMPLE: A25 INITIAL

#11 in Method: AHR-10282B

Acquired: 22-JAN-2001 21:31

Rate: 2.0 points/sec

Duration: 10.000 minutes

Operator: S.S

Type: UNKN

Instrument: Instrument 1

Filename: IN-09

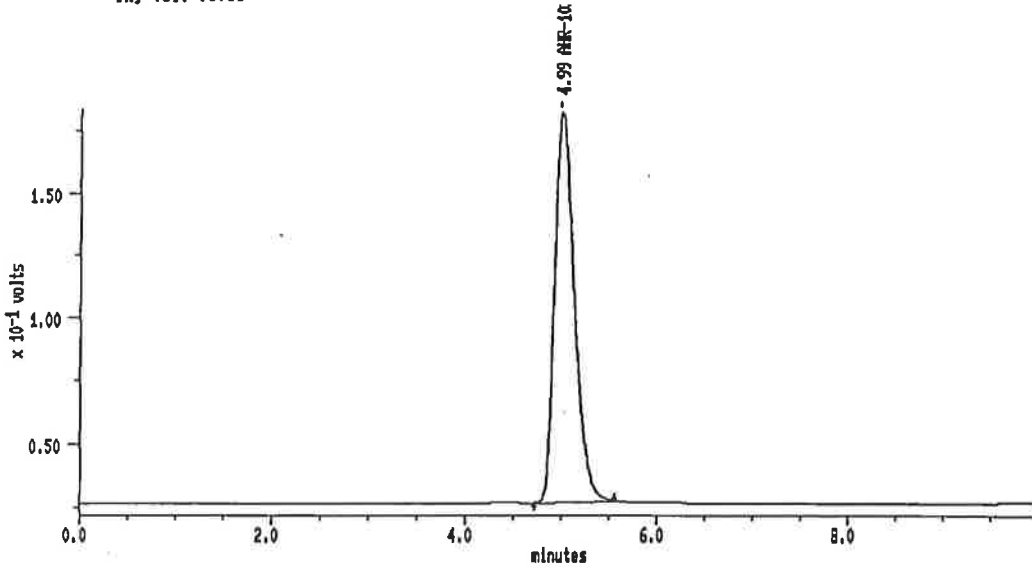
Index: 9

Injection Volume: 10.0

DETECTOR: detector 1

PK#	Retention Time (minutes)	Type	Peak Area	Peak Height	Area Percent	Component Name
1	4.975	BB	2218054	153884	100.00	AHR-10282B
TOTAL			2218054	153884		

Sample: A18 70°C-1W Channel: detector 1 Filename: IN-10 Chart Speed: Full Size
 Acquired: 22-JAN-101 21:42 Method: B:VAHRV1H15VINITIAL Operator: S.S
 Inj Vol: 10.00



MAXIMA (c) 1990 Dynamic Solutions, Division of Millipore

MAXIMA 825 カスタムレポート

Printed: 22-JAN-2001 21:53:04

SAMPLE: A18 70°C-1W

#12 in Method: AHR-10282B

Acquired: 22-JAN-2001 21:42

Rate: 2.0 points/sec

Duration: 10.000 minutes

Operator: S.S

Type: UNKN

Instrument: Instrument 1

Filename: IN-10

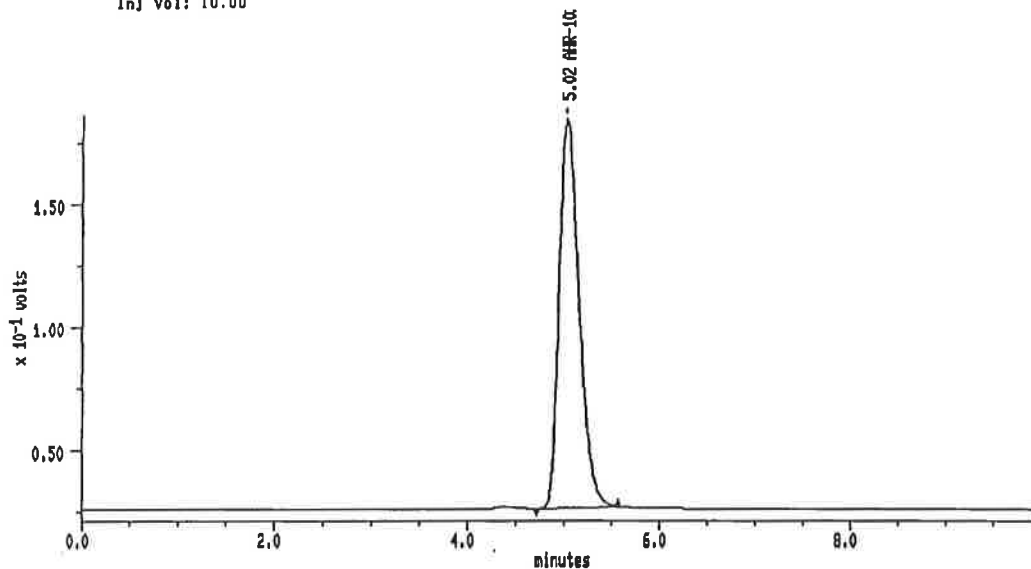
Index: 10

Injection Volume: 10.0

DETECTOR: detector 1

PK#	Retention Time (minutes)	Type	Peak Area	Peak Height	Area Percent	Component Name
1	4.992	BB	2242130	155818	100.00	AHR-10282B
TOTAL			2242130	155818		

Sample: A19 70°C-1W Channel: detector 1 Filename: IN-11 Chart Speed: Full Size
 Acquired: 22-JAN-101 21:53 Method: B:YAHRYIH16YINITIAL Operator: S.S
 Inj Vol: 10.00



MAXIMA (c) 1990 Dynamic Solutions, Division of Millipore

MAXIMA 825 カスタムレポート

Printed: 23-JAN-2001 12:08:58

SAMPLE: A19 70°C-1W

#13 in Method: AHR-10282B

Acquired: 22-JAN-2001 21:53

Rate: 2.0 points/sec

Duration: 10.000 minutes

Operator: S.S

Type: UNKN

Instrument: Instrument 1

Filename: IN-11

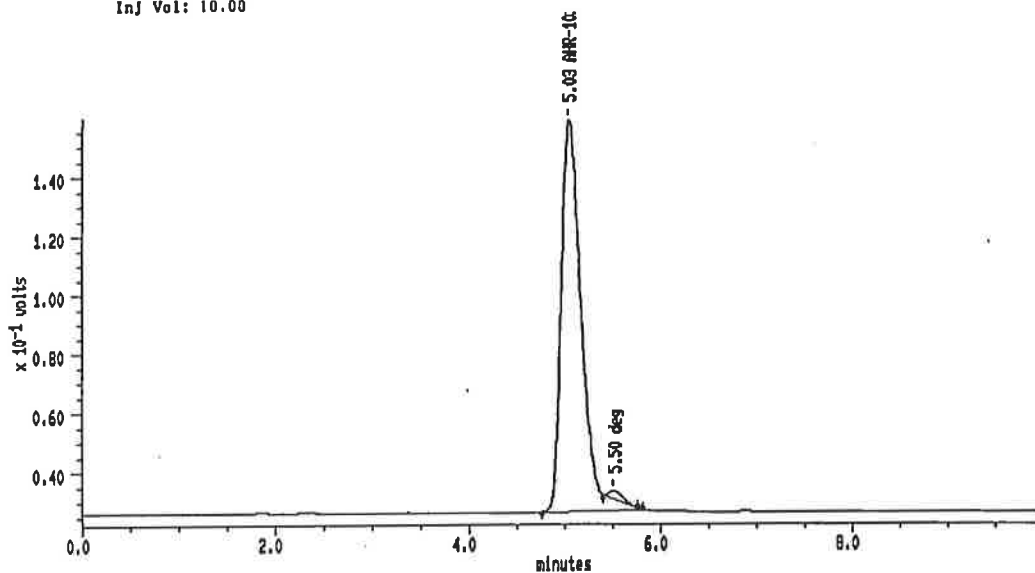
Index: 11

Injection Volume: 10.0

DETECTOR: detector 1

PK#	Retention Time (minutes)	Type	Peak Area	Peak Height	Area Percent	Component Name
1	5.017	BB	2290529	158288	100.00	AHR-10282B
TOTAL			2290529	158288		

Sample: A20 70°C-1W Channel: detector 1 Filename: IN-12 Chart Speed: Full Size
 Acquired: 22-JAN-101 22:05 Method: B:VAHRV1H16VINIITAL Operator: S.S
 Inj Vol: 10.00



MAXIMA (c) 1990 Dynamic Solutions, Division of Millipore

MAXIMA 825 カスタムレポート

Printed: 22-JAN-2001 22:15:37

SAMPLE: A20 70°C-1W

#14 in Method: AHR-10282B

Acquired: 22-JAN-2001 22:05

Rate: 2.0 points/sec

Duration: 10.000 minutes

Operator: S.S

Type: UNKN

Instrument: Instrument 1

Filename: IN-12

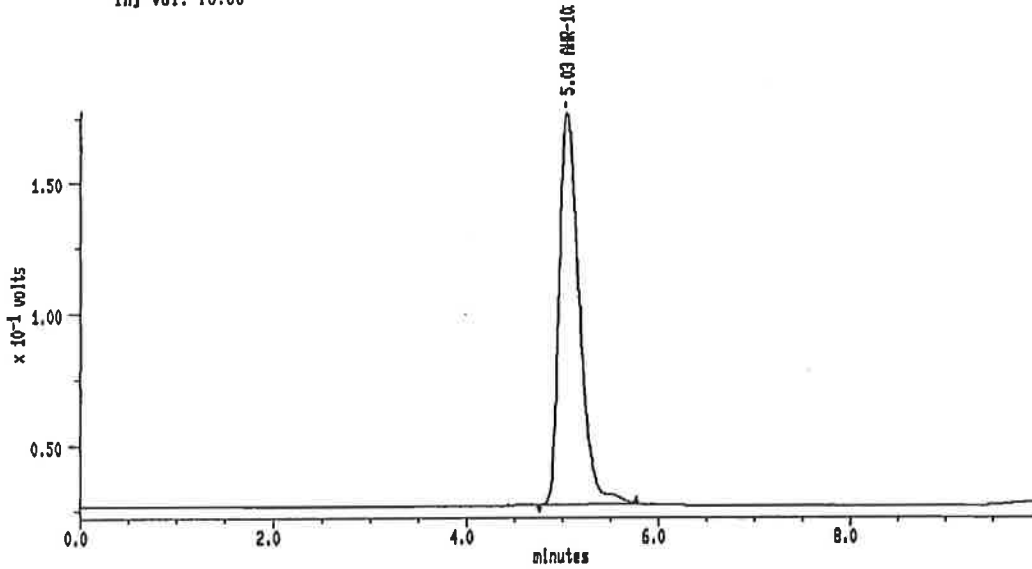
Index: 12

Injection Volume: 10.0

DETECTOR: detector 1

PK#	Retention Time (minutes)	Type	Peak Area	Peak Height	Area Percent	Component Name
1	5.033	BB	1951517	132038	98.58	AHR-10282B
2	5.500	SS	26174	2890	1.42	deg
TOTAL			1979691	134728		

Sample: A21 70°C-1W Channel: detector 1 Filename: IN-13 Chart Speed: Full Size
 Acquired: 22-JAN-101 22:18 Method: B:VAHRV1H15VINITIAL Operator: S.S
 Inj Vol: 10.00



MAXIMA (c)1990 Dynamic Solutions, Division of Millipore

MAXIMA 825 カスタムレポート

Printed: 22-JAN-2001 22:28:53

SAMPLE: A21 70°C-1W

#15 in Method: **AHR-10282B**

Acquired: 22-JAN-2001 22:18

Rate: 2.0 points/sec

Duration: 10.000 minutes

Operator: S.S

Type: UNKN

Instrument: Instrument 1

Filename: IN-13

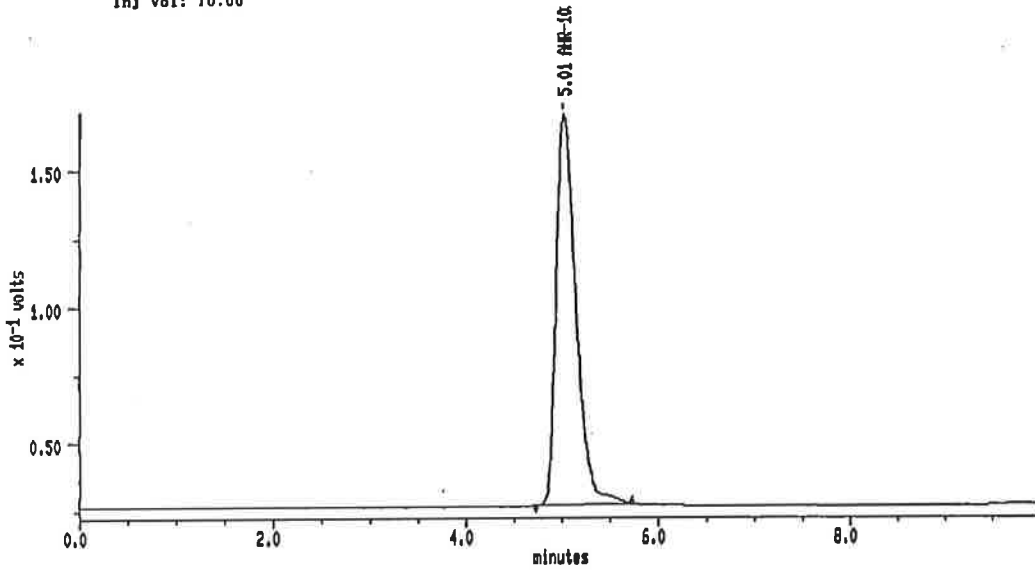
Index: 13

Injection Volume: 10.0

DETECTOR: detector 1

PK#	Retention Time (minutes)	Type	Peak Area	Peak Height	Area Percent	Component Name
1	5.033	BB	2203525	150129	100.00	AHR-10282B
TOTAL			2203525	150129		

Sample: A22 70°C-1W Channel: detector 1 Filename: IN-14 Chart Speed: Full Size
 Acquired: 22-JAN-101 22:27 Method: B:VAHRVIHIGVINITIAL Operator: S.S
 Inj Vol: 10.00



MAXIMA (c) 1990 Dynamic Solutions, Division of Millipore

MAXIMA 825 カスタムレポート

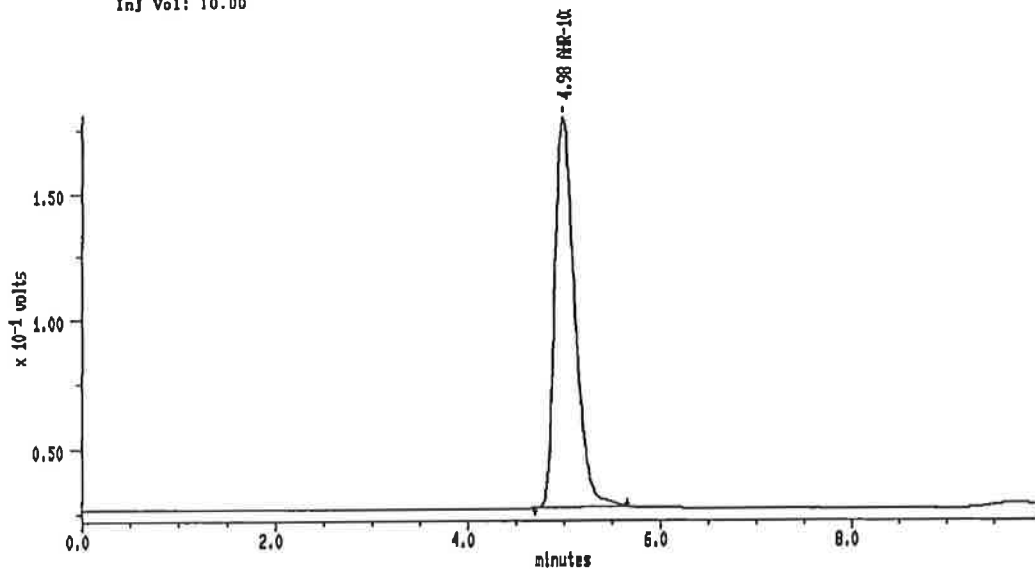
Printed: 22-JAN-2001 22:38:09

SAMPLE: A22 70°C-1W Type: UNKN
 #10 In Method: AHR-10282B Instrument: Instrument 1
 Acquired: 22-JAN-2001 22:27 Filename: IN-14
 Rate: 2.0 points/sec Index: 14
 Duration: 10.000 minutes Injection Volume: 10.0
 Operator: S.S

DETECTOR: detector 1

PK#	Retention Time (minutes)	Type	Peak Area	Peak Height	Area Percent	Component Name
1	5.008	BB	2082220	143736	100.00	AHR-10282B
TOTAL			2082220	143736		

Sample: A23 70°C-1W Channel: detector 1 Filename: IN-16 Chart Speed: Full Size
 Acquired: 22-JAN-101 22:38 Method: B:VAHRVIHI6YINITIAL Operator: S.S
 Inj Vol: 10.00



MAXIMA (c) 1990 Dynamic Solutions, Division of Millipore

MAXIMA 825 カスタムレポート

Printed: 22-JAN-2001 22:49:25

SAMPLE: A23 70°C-1W

#17 In Method: AHR-10282B

Acquired: 22-JAN-2001 22:38

Rate: 2.0 points/sec

Duration: 10.000 minutes

Operator: S.S

Type: UNKN

Instrument: Instrument 1

Filename: IN-16

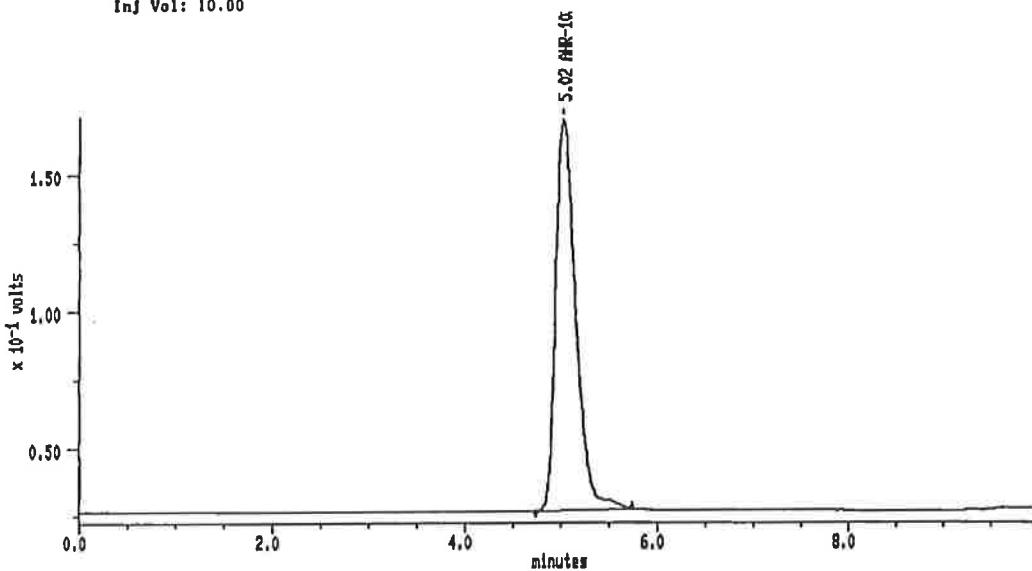
Index: 15

Injection Volume: 10.0

DETECTOR: detector 1

PK#	Retention Time (minutes)	Type	Peak Area	Peak Height	Area Percent	Component Name
1	4.975	BB	2197753	152788	100.00	AHR-10282B
TOTAL			2197753	152788		

Sample: A24 70°C-1W Channel: detector 1 Filename: IN-18 Chart Speed: Full Size
 Acquired: 22-JAN-01 22:50 Method: B:VAHRV1H16VINITIAL Operator: S.S
 Inj Vol: 10.00



MAXIMA (c) 1990 Dynamic Solutions, Division of Millipore

MAXIMA 825 カスタムレポート

Printed: 22-JAN-2001 23:00:42

SAMPLE: A24 70°C-1W

#18 In Method: AHR-10282B

Acquired: 22-JAN-2001 22:50

Rate: 2.0 points/sec

Duration: 10.000 minutes

Operator: S.S

Type: UNKN

Instrument: Instrument 1

Filename: IN-18

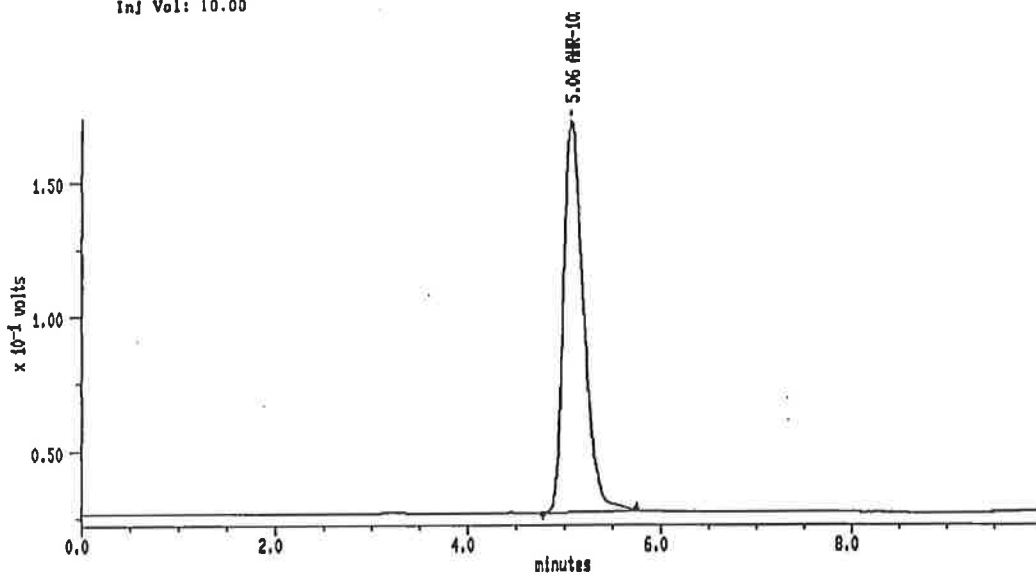
Index: 18

Injection Volume: 10.0

DETECTOR: detector 1

PK#	Retention Time (minutes)	Type	Peak Area	Peak Height	Area Percent	Component Name
1	5.017	BB	2095221	143690	100.00	AHR-10282B
TOTAL			2095221	143690		

Sample: A26 70°C-1W Channel: detector 1 Filename: IN-17 Chart Speed: Full Size
 Acquired: 22-JAN-101 23:01 Method: B:VAHRV1H16VINIITIAL Operator: S.S
 Inj Vol: 10.00



MAXIMA (c) 1990 Dynamic Solutions, Division of Millipore

MAXIMA 825 カスタムレポート

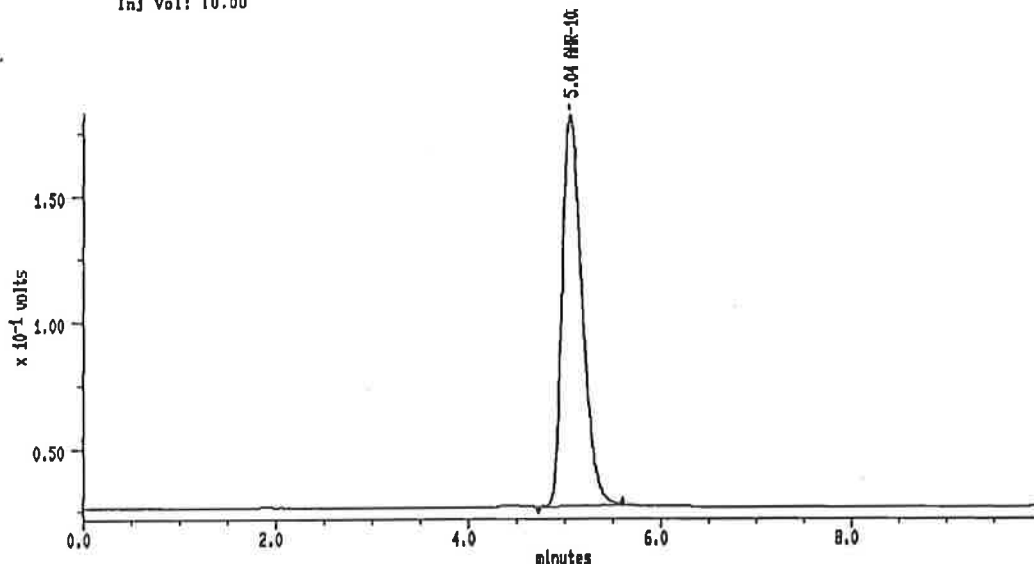
Printed: 22-JAN-2001 23:11:59

SAMPLE: A26 70°C-1W Type: UNKN
 #19 In Method: AHR-10282B Instrument: Instrument 1
 Acquired: 22-JAN-2001 23:01 Filename: IN-17
 Rate: 2.0 points/sec Index: 17
 Duration: 10.000 minutes Injection Volume: 10.0
 Operator: S.S

DETECTOR: detector 1

PK#	Retention Time (minutes)	Type	Peak Area	Peak Height	Area Percent	Component Name
1	5.058	BB	2131377	145834	100.00	AHR-10282B
TOTAL			2131377	145834		

Sample: A18 80°C-1W Channel: detector 1 Filename: IN-18 Chart Speed: Full Size
 Acquired: 22-JAN-101. 23:12 Method: B:VAHRVIH15VINITIAL Operator: S.S
 Inj Vol: 10.00



MAXIMA (c) 1990 Dynamic Solutions, Division of Millipore

MAXIMA 825 カスタムレポート

Printed: 23-JAN-2001 12:09:18

SAMPLE: A18 80°C-1W

#20 In Method: AHR-10282B

Acquired: 22-JAN-2001 23:12

Rate: 2.0 points/sec

Duration: 10.000 minutes

Operator: S.S

Type: UNKN

Instrument: Instrument 1

Filename: IN-18

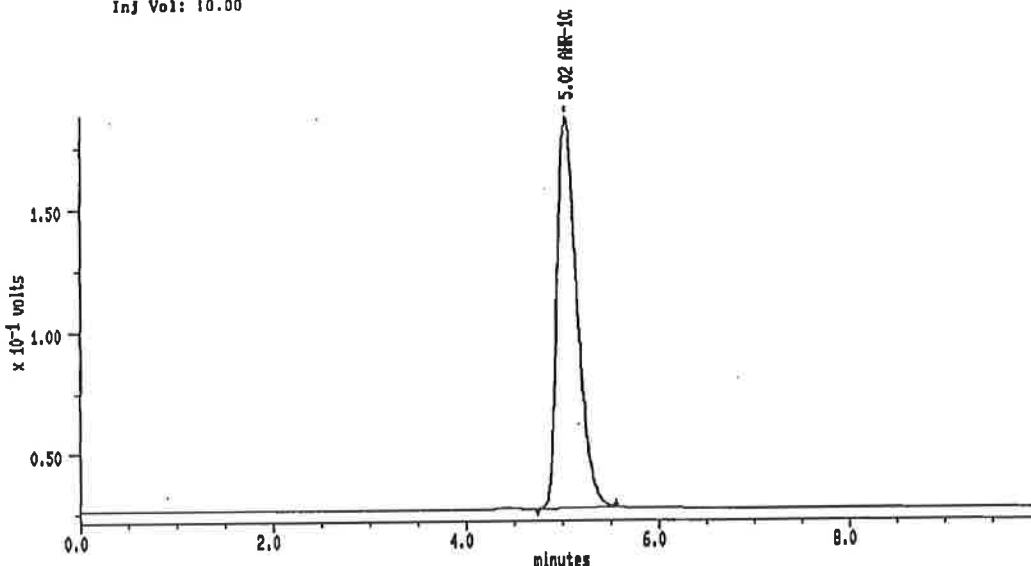
Index: 18

Injection Volume: 10.0

DETECTOR: detector 1

PK#	Retention Time (minutes)	Type	Peak Area	Peak Height	Area Percent	Component Name
1	5.042	BD	2234801	155224	100.00	AHR-10282B
TOTAL			2234801	155224		

Sample: A19 60°C-1W Channel: detector 1 Filename: IN-19 Chart Speed: Full Size
 Acquired: 22-JAN-2001 23:24 Method: B:VAHRV1H16VINIITAL Operator: S.S
 Inj Vol: 10.00



MAXIMA (c) 1990 Dynamic Solutions, Division of Millipore

MAXIMA 825 カスタムレポート

Printed: 22-JAN-2001 23:34:33

SAMPLE: A19 60°C-1W

#21 In Method: **AHR-10282B**

Acquired: 22-JAN-2001 23:24

Rate: 2.0 points/sec

Duration: 10.000 minutes

Operator: S.S

Type: UNKN

Instrument: Instrument 1

Filename: IN-19

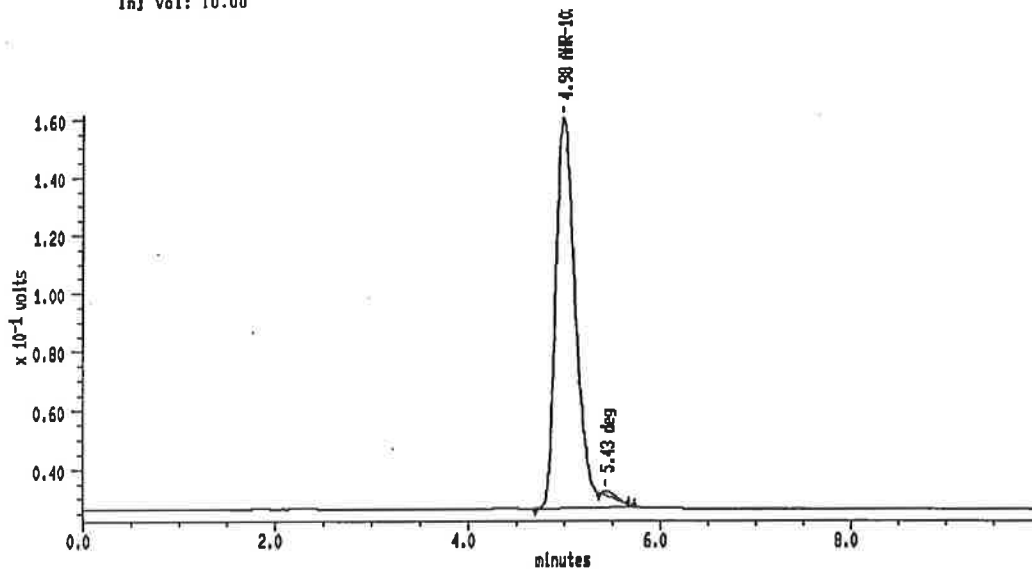
Index: 19

Injection Volume: 10.0

DETECTOR: detector 1

PK#	Retention Time (minutes)	Type	Peak Area	Peak Height	Area Percent	Component Name
1	5.017	BB	2288798	180013	100.00	AHR-10282B
TOTAL			2288798	180013		

Sample: A20 80°C-1W Channel: detector 1 Filename: IN-20 Chart Speed: Full Size
 Acquired: 22-JAN-101 23:35 Method: B:YAHRYIH16VINITIAL Operator: S.S
 Inj Vol: 10.00



MAXIMA (c) 1990 Dynamic Solutions, Division of Millipore

MAXIMA 825 カスタムレポート

Printed: 22-JAN-2001 23:45:49

SAMPLE: A20 80°C-1W

#22 In Method: AHR-10282B

Acquired: 22-JAN-2001 23:35

Rate: 2.0 points/sec

Duration: 10.000 minutes

Operator: S.S

Type: UNKN

Instrument: Instrument 1

Filename: IN-20

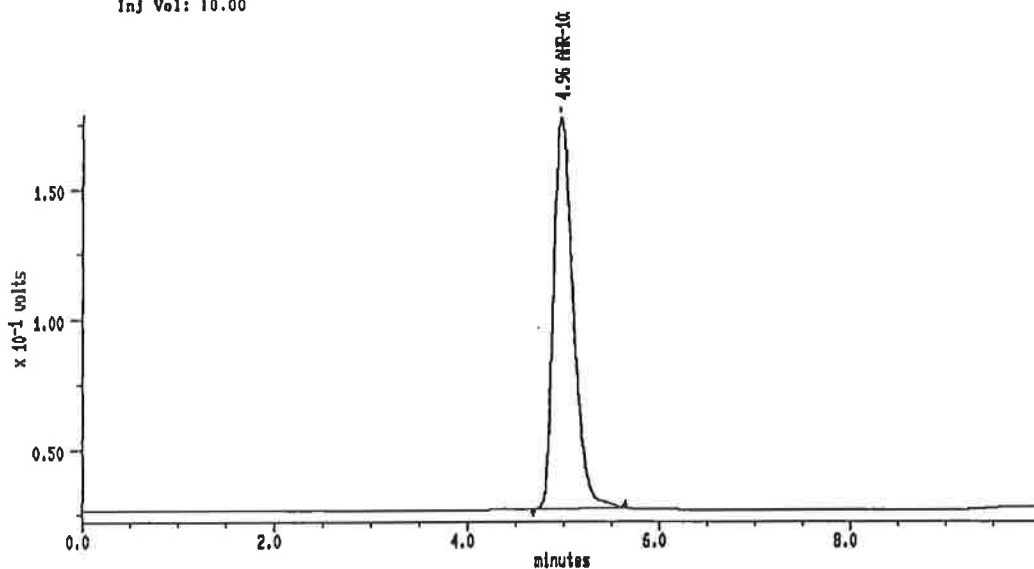
Index: 20

Injection Volume: 10.0

DETECTOR: detector 1

PK#	Retention Time (minutes)	Type	Peak Area	Peak Height	Area Percent	Component Name
1	4.975	BB	1948910	133878	99.21	AHR-10282B
2	5.425	SS	15818	1583	0.78	deg
TOTAL			1964625	135441		

Sample: A21 80°C-1W Channel: detector 1 Filename: IN-21 Chart Speed: Full Size
 Acquired: 22-JAN-101 23:48 Method: B:VAHRV1H16VINITIAL Operator: S.S
 Inj Vol: 10.00



MAXIMA (c)1990 Dynamic Solutions, Division of Millipore

MAXIMA 825 カスタムレポート

Printed: 22-JAN-2001 23:57:08

SAMPLE: A21 80°C-1W

#23 In Method: **AHR-10282B**

Acquired: 22-JAN-2001 23:48

Rate: 2.0 points/sec

Duration: 10.000 minutes

Operator: S.S

Type: UNKN

Instrument: Instrument 1

Filename: IN-21

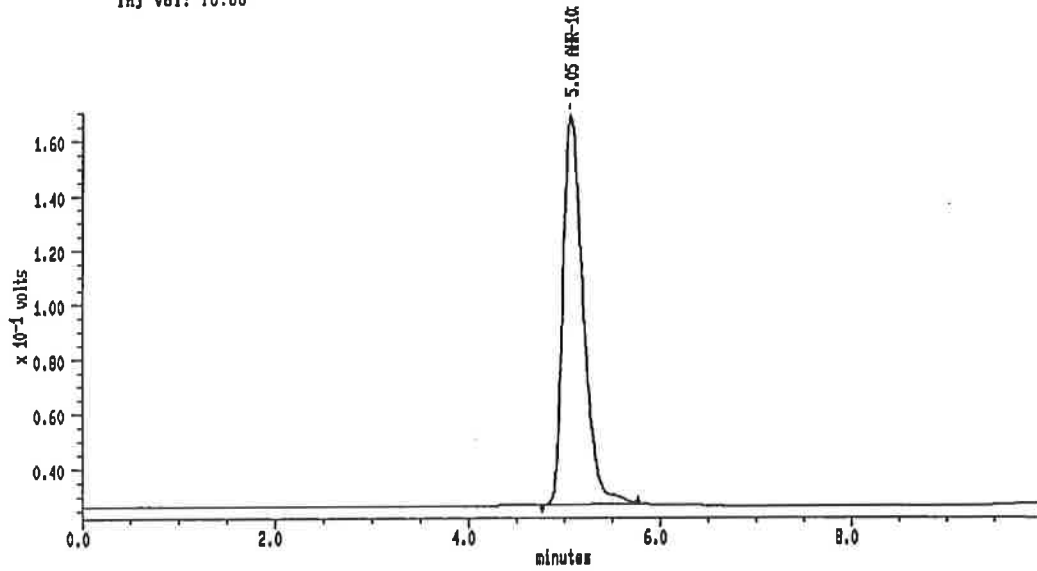
Index: 21

Injection Volume: 10.0

DETECTOR: detector 1

PK#	Retention Time (minutes)	Type	Peak Area	Peak Height	Area Percent	Component Name
1	4.958	BB	2181205	150885	100.00	AHR-10282B
TOTAL			2181205	150885		

Sample: A22 60°C-1W Channel: detector 1 Filename: IN-22 Chart Speed: Full Size
 Acquired: 22-JAN-01 23:57 Method: B:VAHRVIHI6VINITIAL Operator: S.S
 Inj Vol: 10.00



MAXIMA (c)1990 Dynamic Solutions, Division of Millipore

MAXIMA 825 カスタムレポート

Printed: 23-JAN-2001 0:08:22

SAMPLR: A22 60°C-1W

#24 in Method: **AHR-10282B**

Acquired: 22-JAN-2001 23:57

Rate: 2.0 points/sec

Duration: 10.000 minutes

Operator: S.S

Type: UNKN

Instrument: Instrument 1

Filename: IN-22

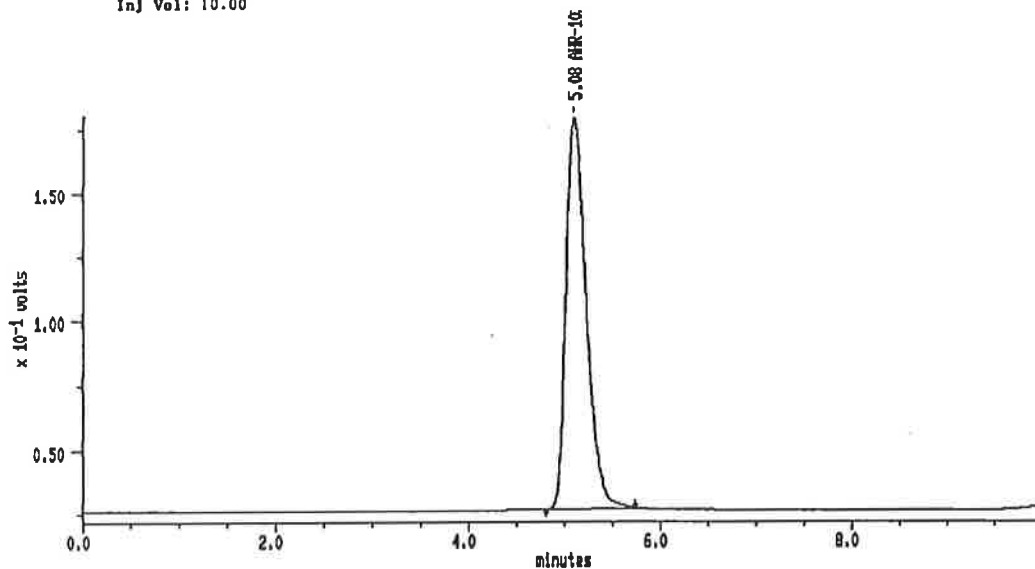
Index: 22

Injection Volume: 10.0

DETECTOR: detector 1

PK#	Retention Time (minutes)	Type	Peak Area	Peak Height	Area Percent	Component Name
1	5.050	BB	2091491	142081	100.00	AHR-10282B
TOTAL			2091491	142081		

Sample: A23 80°C-1W Channel: detector 1 Filename: IN-23 Chart Speed: Full Size
 Acquired: 23-JAN-101 0:09 Method: B:VAHRV1H16VINIITAL Operator: S.S
 Inj Vol: 10.00



MAXIMA (c) 1990 Dynamic Solutions, Division of Millipore

MAXIMA 825 カスタムレポート

Printed: 23-JAN-2001 0:19:39

SAMPLE: A23 80°C-1W

#25 In Method: AHR-10282B

Acquired: 23-JAN-2001 0:09

Rate: 2.0 points/sec

Duration: 10.000 minutes

Operator: S.S

Type: UNKN

Instrument: Instrument 1

Filename: IN-23

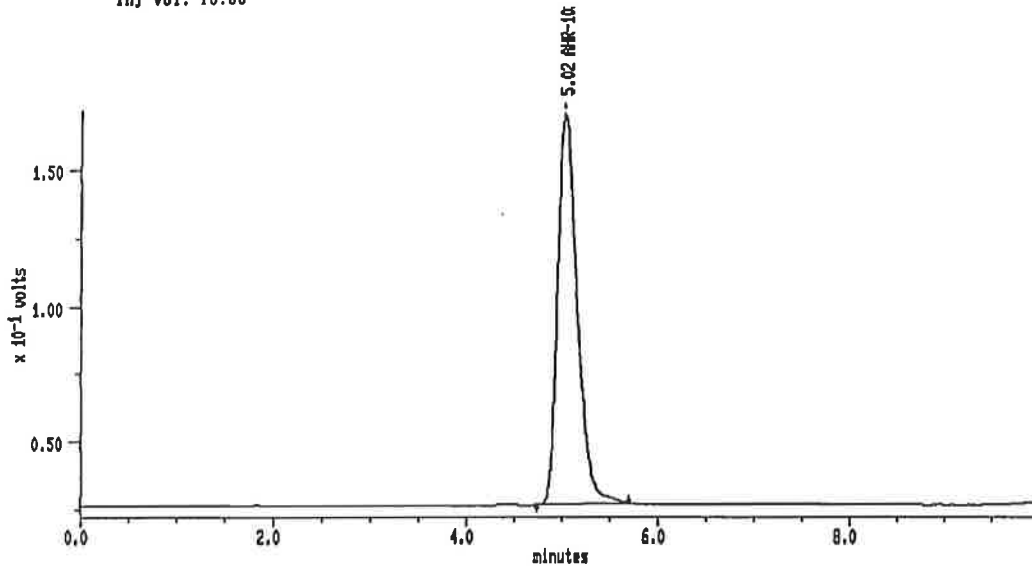
Index: 23

Injection Volume: 10.0

DETECTOR: detector 1

PK#	Retention Time (minutes)	Type	Peak Area	Peak Height	Area Percent	Component Name
1	5.083	BB	2243848	152920	100.00	AHR-10282B
TOTAL			2243848	152920		

Sample: A24 60°C-1W Channel: detector 1 Filename: IN-24 Chart Speed: Full Size
 Acquired: 23-JAN-101 0:20 Method: B:VAHRV1H16VINITIAL Operator: S.S
 Inj Vol: 10.00



MAXIMA (c) 1980 Dynamic Solutions, Division of Millipore

MAXIMA 825 カスタムレポート

Printed: 23-JAN-2001 0:30:55

SAMPLE: A24 60°C-1W

#26 In Method: AHR-10282B

Acquired: 23-JAN-2001 0:20

Rate: 2.0 points/sec

Duration: 10.000 minutes

Operator: S.S

Type: UNKN

Instrument: Instrument 1

Filename: IN-24

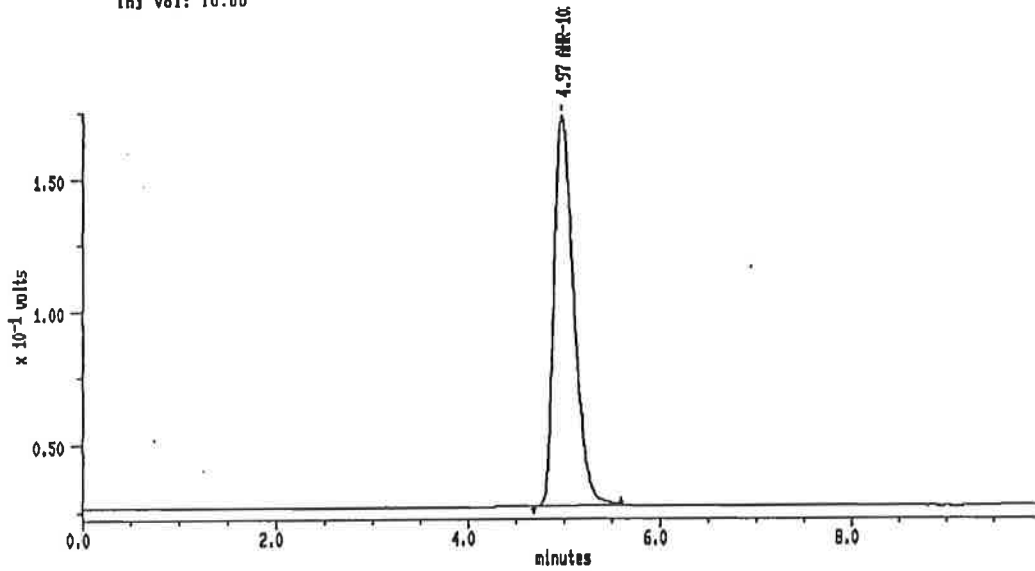
Index: 24

Injection Volume: 10.0

DETECTOR: detector 1

PK#	Retention Time (minutes)	Type	Peak Area	Peak Height	Area Percent	Component Name
1	5.017	BB	2079710	143989	100.00	AHR-10282B
TOTAL			2079710	143989		

Sample: A26 80°C-1W Channel: detector 1 Filename: IN-25 Chart Speed: Full Size
 Acquired: 23-JAN-101 0:31 Method: B:VAHRVIH15VINITIAL Operator: S.S
 Inj Vol: 10.00



MAXIMA (c) 1990 Dynamic Solutions, Division of Millipore

MAXIMA 825 カスタムレポート

Printed: 23-JAN-2001 0:42:12

SAMPLE: A26 80°C-1W

#27 in Method: AHR-10282B

Acquired: 23-JAN-2001 0:31

Rate: 2.0 points/sec

Duration: 10.000 minutes

Operator: S.S

Type: UNKN

Instrument: Instrument 1

Filename: IN-25

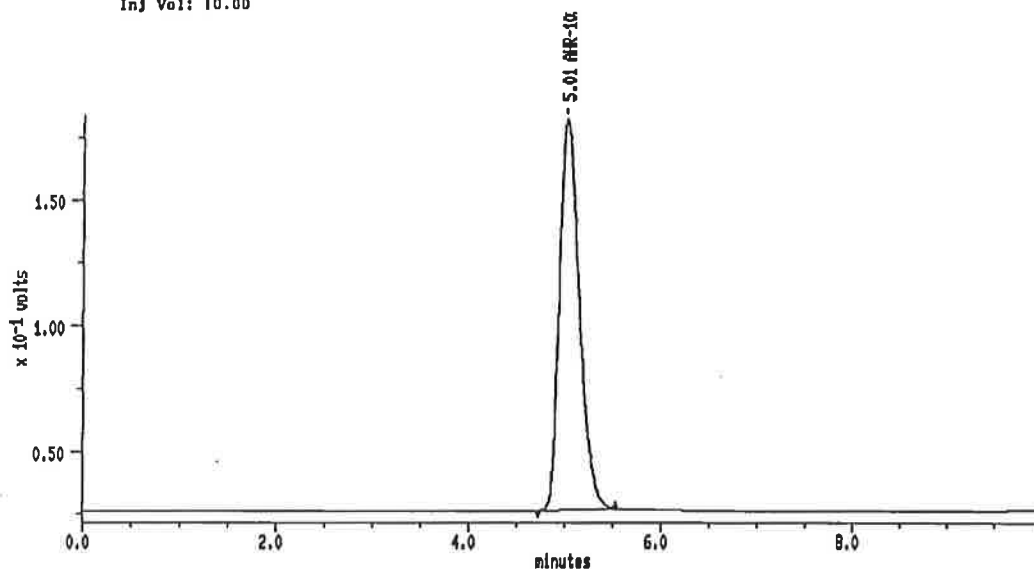
Index: 25

Injection Volume: 10.0

DETECTOR: detector 1

PK#	Retention Time (minutes)	Type	Peak Area	Peak Height	Area Percent	Component Name
1	4.967	BB	2088854	148842	100.00	AHR-10282B
TOTAL			2088854	148842		

Sample: STD2 Channel: detector 1 Filename: IN-28 Chart Speed: Full Size
 Acquired: 23-JAN-101 0:42 Method: B:VAHRV1H15VINITIAL Operator: S.S
 Inj Vol: 10.00



MAXIMA (c) 1990 Dynamic Solutions, Division of Millipore

MAXIMA 825 カスタムレポート

Printed: 23-JAN-2001 0:53:38

SAMPLR: STD2

#28 In Method: AHR-10282B

Acquired: 23-JAN-2001 0:42

Rate: 2.0 points/sec

Duration: 10.000 minutes

Operator: S.S

Type: UNKN

Instrument: Instrument 1

Filename: IN-28

Index: 28

Injection Volume: 10.0

DETECTOR: detector 1

PK#	Retention Time (minutes)	Type	Peak Area	Peak Height	Area Percent	Component Name
1	5.008	BB	2251148	155890	100.00	AHR-10282B
TOTAL			2251148	155890		

APPENDIX B

CERTIFICATION OF TRANSLATION

The undersigned, Ryan Malcho, whose address is 2192 Queen St. E. No. 64
Toronto, Canada declares and states as follows:

I am well acquainted with the English and Japanese languages; I have in the past translated numerous Japanese documents of legal and/or technical content into English.

I have been requested to translate into English the attached Japanese documents titled:

- **Exhibit A_P2000B177 data relied on.pdf**
- **Exhibit B_P2002B116 data relied on.pdf**
- **Exhibit C_P2002B131 data relied on.pdf**


To copies of these Japanese documents I therefore attach the English translations and my Certification of Translation.

I hereby certify that the English translations of the attached documents titled

- **Exhibit A_P2000B177 data relied on.pdf**
- **Exhibit B_P2002B116 data relied on.pdf**
- **Exhibit C_P2002B131 data relied on.pdf**

are, to the best of my knowledge and ability, accurate translations.

And I declare further that all statements made herein of my own knowledge are true, that all statements made on information and belief are believed to be true, and that false statements and the like are punishable by fine and imprisonment, or both, under Section 1001 of Title 18 of the United States Code.


Ryan Malcho

Nov 16, 2015
Date

Test Protocol

Name of test: Study of the Preservatives-Effectiveness of Bronuck Ophthalmic Solution

Test code: P2002B116

Test system: None

Development code: AHR10282B

Test start date: 29 May 2002

Scheduled start date of test operations: 5 June 2002

Scheduled end date of test operations: 17 July 2002

Scheduled test end date: 5 December 2002

Test facility: Kobe Creative Center, Senju Pharmaceutical Co., Ltd.
1-5-4 Murotani, Nishi-ku, Kobe-shi

(Distribution of work duties)

Study director: Shuhei Fujita (creation of test protocol, creation of test operations and final report)

Test substance: Bronuck Ophthalmic Solution, Lot No. A007

Formulation (in 1mL)

Bromfenac sodium hydrate	1mg
Boric acid	11mg
Borax	11mg
Dried sodium sulfite	2mg
Sodium edetate	0.2mg
Povidone (polyvinylpyrrolidone K30)	20mg
Polysorbate 80	1.5mg
Benzalkonium chloride (10 W/V%) (0.05mg as benzalkonium chloride)	0.5µL
Sodium hydroxide	q.s.
Purified water	q.s.

Purpose: A preservatives-effectiveness study has already been performed on Bronuck Ophthalmic Solution in accordance with the Japanese Pharmacopoeia, and it was confirmed that preservatives-effectiveness met the standards thereof. This time, a preservatives-effectiveness study is being performed in accordance with the European Pharmacopoeia in view of the plan to license this formulation out to Europe, in order to confirm whether or not preservatives-effectiveness meets the standards thereof.

Test method: Perform according to the preservatives-effectiveness test method in the European Pharmacopoeia. That is, dispense 10mL of the test sample into each of five sterilized, stoppered test tubes, and inoculate each one of the following test bacteria or fungi into each test tube containing the samples such that the quantity of bacteria is 10^6 CFU/mL and the quantity of fungi is 10^5 CFU/mL. Store the inoculated test tubes containing the samples at 20 to 25°C, and sample them after 6 hours, 24 hours, 7 days, 14 days, 21 days, and 28 days. Collect 0.5mL of the samples from each test tube, dilute 10×, 100×, and 1000× with 4.5mL of sterile physiological saline solution, and inoculate 1mL into petri dishes. Dispense 15 to 20mL of soybean-casein digest agar media (SCD agar media) containing an inactivating agent (0.1% lecithin, 0.7% polysorbate 80) into the bacteria, and dispense 15 to 20mL of Sabouraud glucose agar media containing an inactivating agent (0.1% lecithin, 0.7% polysorbate 80) into the fungi, culture under the following conditions, and confirm the viable bacteria counts.

	Test strains	Culturing conditions
Bacteria	<i>Staphylococcus aureus</i> ATCC 6538	30~35°C
	<i>Escherichia coli</i> ATCC 8739	
	<i>Pseudomonas aeruginosa</i> ATCC 9027	
Fungi	<i>Candida albicans</i> ATCC 10231	20~25°C
	<i>Aspergillus niger</i> ATCC 16404	

Equipment: SANYO incubator MIR-251
 SANYO incubator MIR-551
 Spectrophotometer MILTONROY COMPANY SPECTRONIC 601
 Balance Sartorius LC620S
 TOMY HIGH-PRESSURE STEAM STERILIZER BS-325

Criteria: According to the European Pharmacopoeia. That is, Criteria A of the European Pharmacopoeia are met if the viable bacteria counts are 1/100 of the inoculated bacteria or lower after 6 hours, 1/1000 of the inoculated bacteria or lower after 24 hours, and no viable bacteria detected after 28 days, and if the viable fungi counts are 1/100 of the inoculated fungi or lower after 7 days, and the same level or lower thereafter. Criteria B of the European Pharmacopoeia are met if the viable bacteria counts are 1/10 of the inoculated bacteria or lower after 24 hours, 1/1000 of the inoculated bacteria or lower after 7 days, and the same level or lower thereafter, and if the viable fungi counts are 1/10 of the inoculated fungi or lower after 14 days, and the same level or lower thereafter.

Signature of study director 29 May 2002 Shuhei Fujita [seal]

Signature of formulation & analysis GM 29 May 2002 Katsuhiro Inada [seal]

Approval of laboratory director 30 May 2002 Akira Ohtori [seal]

Preservatives-Effectiveness Test Record

Test period: 5 June 2002 ~ 10 July 2002
 Test code: P2002B116
 Tester: Shuhei Fujita [seal]
 Study director: Shuhei Fujita [seal]
 Test substance: Bronuck Ophthalmic Solution, Lot No. A007

Formulation

(in 1mL)
 Bromfenac sodium hydrate 1mg
 Boric acid 11mg
 Borax 11mg
 Dried sodium sulfite 2mg
 Sodium edetate 20mg
 Povidone (polyvinylpyrrolidone K30) 1.5mg
 Polysorbate 80 0.5µL
 Benzalkonium chloride (10 W/V%) (0.05mg as benzalkonium chloride)
 Sodium hydroxide q.s.
 Purified water q.s.

Results

Test bacteria/fungi inoculation date: 5 June 2002

Count date	No. inoculated	Test date				
		06/05/02	06/10/02	06/11/02	06/12/02	07/03/02
S.aureus *1	4.3 x 10 ⁶	4.0 x 10 ⁶	3.1 x 10 ⁶	7.0 x 10 ⁵	0	0
E.coli *1	6.9 x 10 ⁶	2.5 x 10 ³	0	0	0	0
P.aeruginosa *1	1.1 x 10 ⁷	0	0	0	0	0
C.albicans *2	3.2 x 10 ⁵	1	1	4.7 x 10 ³	0	0
A.niger *2	1.1 x 10 ⁵	1	1	6.0 x 10 ³	3.0 x 10 ³	0

unit : CFU/mL

Equipment: SANYO incubator MIR-551, equipment number 400061, temperature setting 30~35°C *1 Test bacteria/fungi culturing equipment
 SANYO incubator MIR-251, equipment number 300257, temperature setting 20~25°C *2 Test bacteria/fungi culturing equipment

FORM 計画 4-2-1 (第3版 2000.02.01)

試験計画書

試験名：プロナック点眼液の保存効力試験

試験コード：P2002B116

試験系：なし

開発記号：AHR10282B

試験開始日：2002年05月29日

試験操作開始予定日：2002年06月05日

試験操作終了予定日：2002年07月17日

試験終了予定日：2002年12月05日

試験施設：千寿製薬株式会社 コーベクリエイティブセンター
神戸市西区室谷一丁目5番4号

(業務分担)

試験責任者：藤田 修平 試験計画書作成、試験操作及び最終報告書作成

試験物質：プロナック点眼液 Lot No.A007

処方 (1mL中)

ブロムフェナクナトリウム水和物	1mg
ホウ酸	11mg
ホウ砂	11mg
乾燥亜硫酸ナトリウム	2mg
エデト酸ナトリウム	0.2mg
ポビドン (ポリアクリル酸K30)	20mg
ポリソルベート 80	1.5mg
塩化ベンザルコニウム液 (10W/V%) (塩化ベンザルコニウムとして 0.05mg)	0.5μL
水酸化ナトリウム	適量
精製水	適量

目的：プロナック点眼液は以前、日本薬局方に準じて保存効力試験を行い保存効力がその基準に適合であったことを確認している。今回、本処方の海外（ヨーロッパ）への導出を考えており、ヨーロッパ薬局方に準じて試験を行い、保存効力がその基準に適合するかを確認する。

試験方法：ヨーロッパ薬局方の保存効力試験法に準じる。即ち、5本の滅菌された共栓付き試験管に本試験のサンプルを10mLずつ分注し、下記の試験菌を細菌は 10^6 CFU/mL、真菌は 10^5 CFU/mLになるよう、サンプル入り試験管1本につき1菌種を接種する。菌を接種したサンプル入り試験管を20~25°Cで保管し、6時間後、24時間後、7日後、14日後、21日後及び28日後にサンプリングを行う。各試験管からサンプルを0.5mL分取し、4.5mLの滅菌生理食塩液で10倍、100倍及び1000倍希釈を行いシャーレに1mL接種し、細菌には不活化剤（レシチン0.1% ポリソルベート80 0.7%）入りソイビーン・カゼイン・ダイジェスト寒天培地（SCD 寒天培地）を15~20mL分注し、真菌には不活化剤（レシチン0.1% ポリソルベート80 0.7%）入りサブロー・ブドウ糖寒天培地を15~20mL分注し、下記の条件下で培養を行い生菌数を確認する。

	被検菌株	培養条件
細菌	<i>Staphylococcus aureus</i> ATCC 6538	30~35°C
	<i>Escherichia coli</i> ATCC 8739	
	<i>Pseudomonas aeruginosa</i> ATCC 9027	
真菌	<i>Candida albicans</i> ATCC 10231	20~25°C
	<i>Aspergillus niger</i> ATCC 16404	

使用機器：SANYO インキュベータ MIR-251
 SANYO インキュベータ MIR-551
 分光光度計 MILTONROY COMPANY SPECTRONIC 601
 天秤ザルトリウス LC620S
 TOMY HIGH-PRESSURE STEAM STERILIZER BS-325

判定基準：ヨーロッパ薬局方に準ずる。即ち、A基準では細菌は6時間後に生菌数が接種菌数の1/100以下、24時間後に接種菌数の1/1000以下、28日後に生菌が検出されないこと、また、真菌は7日後に接種菌数の1/100以下、以降は7日後と同レベルかそれ以下ならば、ヨーロッパ薬局方A基準に適合とする。B基準では細菌は24時間後に生菌数が接種菌数の1/10以下、7日後に接種菌数の1/1000以下、以降は同レベルかそれ以下であること、また、真菌は14日後に生菌数が接種菌数の1/10以下、以降は同レベルかそれ以下ならば、ヨーロッパ薬局方B基準に適合とする。

試験責任者の署名 2002年05月29日 藤田 修平 (藤田)

製剤・分析 GM の署名 2002年05月29日 稲田 勝弘 (稲田)

開発研究所長の承認 2002年05月30日 大島 聡 (大島)

保存効力試験記録書

試験期間：02.06.05~02.07.10

試験コード：P2002B116

試験実施者：藤田 修平

試験責任者：藤田 修平

試験物質：プロナック点眼液 Lot No. A007

処方

(1 mL 中)

- アトリエガトリアム水和物 1mg
- 硝酸 11mg
- 砂 11mg
- 乾燥亜硫酸ナトリウム 2mg
- エト酸ナトリウム 0.2mg
- ホピトロン (ホピリニルピロリドン K30) 20mg
- ポリリハート 80 1.5mg
- 塩化ベンザルエチウム液 (10w/v%) 0.5μL
- (塩化ベンザルエチウムとして 0.05mg)
- 水酸化ナトリウム 適量
- 精製水 適量

結果

試験菌接種日 02年 06月 05日

	接種菌数	試験実施日				
		06/05(6h)	06/06(6h)	06/11	06/12	06/19
菌数確認日	06/07	06/07	06/07	06/17	06/12	06/12
S.aureus*1	4.3 × 10 ⁶	4.0 × 10 ⁶	3.1 × 10 ⁶	7.0 × 10 ⁵	0	0
菌数確認日	06/07	06/07	06/07	06/17	06/12	06/12
E.coli*1	6.9 × 10 ⁶	2.5 × 10 ³	0	0	0	0
菌数確認日	06/07	06/07	06/07	06/17	06/12	06/12
P.aeruginosa*1	1.1 × 10 ⁷	0	0	0	0	0
菌数確認日	06/07	06/07	06/07	06/17	06/12	06/12
C.albicans*2	3.2 × 10 ⁵	1	1	4.7 × 10 ³	0	0
菌数確認日	06/12	06/12	06/12	06/19	06/12	06/12
A.niger*2	1.1 × 10 ⁵	1	1	6.0 × 10 ³	3.0 × 10 ³	0

unit : CFU/mL

使用機器：SANYO イキバタ MIR-551 機器番号 400061 温度設定 30~35°C *1 試験菌培養機器

SANYO イキバタ MIR-251 機器番号 300257 温度設定 20~25°C *2 試験菌培養機器

APPENDIX C

CERTIFICATION OF TRANSLATION

The undersigned, Ryan Malcho, whose address is 2192 Queen St. E, No. 64, declares and states as follows:
Toronto, Canada

I am well acquainted with the English and Japanese languages; I have in the past translated numerous Japanese documents of legal and/or technical content into English.

I have been requested to translate into English the attached Japanese documents titled:

- **Exhibit A_P2000B177 data relied on.pdf**
- **Exhibit B_P2002B116 data relied on.pdf**
- **Exhibit C_P2002B131 data relied on.pdf**


To copies of these Japanese documents I therefore attach the English translations and my Certification of Translation.

I hereby certify that the English translations of the attached documents titled

- **Exhibit A_P2000B177 data relied on.pdf**
- **Exhibit B_P2002B116 data relied on.pdf**
- **Exhibit C_P2002B131 data relied on.pdf**

are, to the best of my knowledge and ability, accurate translations.

And I declare further that all statements made herein of my own knowledge are true, that all statements made on information and belief are believed to be true, and that false statements and the like are punishable by fine and imprisonment, or both, under Section 1001 of Title 18 of the United States Code.


Ryan Malcho

Nov 16, 2015
Date

Test Protocol

Name of test: Formulation Design for Bronuck Ophthalmic Solution in Compliance with EP

Test code: P2002B131

Test system: None

Development code: AHR10282B

Test start date: 26 June 2002

Scheduled start date of test operations: 26 June 2002

Scheduled end date of test operations: 28 December 2002

Scheduled test end date: 31 January 2003

Test facility: Kobe Creative Center, Senju Pharmaceutical Co., Ltd.

1-5-4 Murotani, Nishi-ku, Kobe-shi

(Split of work duties)

Study director: Shirou Sawa (creation of test protocol, test operations and creation of final report)

Study personnel: Shuhei Fujita (test operations)

Test substance: Bromfenac sodium

Purpose: Bronuck Ophthalmic Solution is an anti-inflammatory developed by our company, and is under review for exportation to Europe. However, the preservatives-effectiveness of the current formulations does not comply with the EP, so its preservatives, additives, and pH are being optimized through this research in order to enhance its preservatives-effectiveness.

Test method:

1) Stability study

Vary the amount of the tyloxapol, the amount of the benzalkonium chloride, and the pH of Bronuck Ophthalmic Solution and observe its external appearance. Fill the formulations that did not become cloudy into colorless polypropylene containers, and stored at 70°C, 60°C, and 40°C at 75% RH. Perform tests on the bromfenac sodium content, pH, external appearance, and foreign insoluble matter of the solution over time. Also, freeze and thaw the solution 10 times, and observe its external appearance and foreign insoluble matter.

<HPLC conditions>

Detector: Ultraviolet absorption photometer (wavelength: 266nm)

Column: Capcelpak AG-120

Column temperature: A constant temperature around 25°C

Mobile phase: Dissolve 1.98g of ammonium dihydrogen phosphate into 750mL of water, add phosphoric acid to adjust the pH to 7.3, and then mix in 250mL of acetonitrile.

Flow rate: Adjust so that the elution time of bromfenac sodium is about 18 minutes.

Sample injection amount: 10µL

Formulation	
Bromfenac sodium	0.1g
Benzalkonium chloride	0.005g~0.01g
Tyloxapol	0.02~0.15g
Povidone (K-30)	2.0g
Sodium edetate	0.02g
Boric acid	q.s.
Borax	q.s.
Purified water	q.s.
pH	7.0~8.3
Total amount	100mL

Adjust the amount of boric acid and borax to suit the pH and osmotic pressure.

2) Preservatives-effectiveness study

Use the formulations whose stability was confirmed in Experiment 1) as the test sample. Perform the test according to the EP. That is, dispense the test sample into five sterilized, stoppered test tubes. Then, prepare the following test bacteria/fungi such that the quantity of bacteria is 10^8 CFU/mL and the quantity of fungi is 10^7 CFU/mL, and inoculate one species into each test tube containing the sample such that the quantity of bacteria is 10^6 CFU/mL and the quantity of fungi is 10^5 CFU/mL after inoculation. Store the inoculated test tubes containing the samples at 20 to 25°C, and sample them after 6 hours, 24 hours, 1 day, 2 days, 3 days, and 4 days. Collect 0.5mL of the samples from each test tube, dilute 10× one to three times with 4.5mL of sterile physiological saline solution, and inoculate 1mL into petri dishes. Dispense 15 to 20mL of soybean-casein digest agar media (SCD agar media) containing an inactivating agent (0.1% lecithin, 0.7% polysorbate 80) into the bacteria, and dispense 15 to 20mL of Sabouraud glucose agar media containing an inactivating agent (0.1% lecithin, 0.7% polysorbate 80) into the fungi, culture under the following conditions, and confirm the viable bacteria counts.

	Test strains	Culturing conditions
Bacteria	<i>Staphylococcus aureus</i> ATCC 6538	30~35°C
	<i>Escherichia coli</i> ATCC 8739	
	<i>Pseudomonas aeruginosa</i> ATCC 9027	
Fungi	<i>Candida albicans</i> ATCC 10231	20~25°C
	<i>Aspergillus niger</i> ATCC 16404	

Signature of study director

26 June 2002

Shirou Sawa [sea]

Signature of application development GM

26 June 2002

Akira Ohtori [seal]

Notification of Change to Test Protocol No. 1

Name of test: Formulation Design for Bronuck Ophthalmic Solution in Compliance with EP

Test code: P2002B131

Date of change: 28 February 2003

Before change:

Scheduled end date of test operations: 28 December 2002

Scheduled test end date: 31 January 2003

After change:

Scheduled end date of test operations: 25 April 2003

Scheduled test end date: 30 May 2003

Reason for change:

The results of the formulation study revealed that preservatives-effectiveness met Criteria A of the European Pharmacopoeia, and a stable formulation could be established in polypropylene containers. The test period is being prolonged in order to confirm stability in polypropylene containers, which are often used overseas.

Signature of study director

28 February 2003

Shirou Sawa [seal]

Signature of application development GM

28 February 2003

Akira Ohtori [seal]

Preservatives-Effectiveness Test Record

Test period: 3 July 2002 ~ 7 August 2002
 Test code: P2002B131
 Tester: Shuhei Fujita [seal]
 Study director: Shirou Sawa [seal]
 Test substance: Bronuck Ophthalmic Solution, Lot No. 02S021

Formulation

(in 100mL)
 Bromfenac sodium A-01
 Boric acid 0.1g
 Borax 1.1g
 Benzalkonium chloride 0.005g
 Tyloxapol 0.02g
 Povidone (polyvinylpyrrolidone K30) 2g
 Sodium edetate 0.02g
 Sodium hydroxide q.s.
 Purified water q.s.

Results

Test bacteria/fungi inoculation date: 3 July 2002

	No. inoculated	Test date					
		07108	07108	07108	07110	07117	07131
Count date	07108	07108	07108	07112	07122	07124	08102
<i>S.aureus</i> *1	2.1 X 10 ⁶	3.0 X 10 ¹	0	0	0	0	0
Count date	07108	07108	07108	07112	07122	07126	08102
<i>E.coli</i> *1	6.5 X 10 ⁶	0	0	0	0	0	0
Count date	07108	07108	07108	07112	07122	07126	08102
<i>P.aeruginosa</i> *1	5.8 X 10 ⁶	0	0	0	0	0	0
Count date	07108	07108	07108	07112	07122	07126	08102
<i>C.albicans</i> *2	3.2 X 10 ⁵	1	1	0	0	0	0
Count date	07110	07110	07117	07117	07124	07131	08107
<i>A.niger</i> *2	1.8 X 10 ⁵	1	1	0	0	0	0

unit : CFU/mL

Equipment: SANYO incubator MIR-551, equipment number 400061, temperature setting 30~35°C *1 Test bacteria/fungi culturing equipment
 SANYO incubator MIR-251, equipment number 300257, temperature setting 20~25°C *2 Test bacteria/fungi culturing equipment

Preservatives-Effectiveness Test Record

Test period: 3 July 2002 ~ 7 August 2002
 Test code: P2002B131
 Tester: Shuhei Fujita [seal]
 Study director: Shirou Sawa [seal]
 Test substance: Bronnuck Ophthalmic Solution, Lot No. 02S021

Formulation

(in 100mL)
 Bromfenac sodium 4-02
 Boric acid 0.1g
 Borax 1.1g
 Benzalkonium chloride 1.1g
 Tyloxapol 0.005g
 Povidone (polyvinylpyrrolidone K30) 0.05g
 Sodium edetate 2g
 Sodium hydroxide 0.02g
 Purified water q.s.
 q.s.

Results

Test bacteria/fungi inoculation date: 3 July 2002

	Count date	No. inoculated	Test date				
			07/07/02	07/07/02	07/10	07/17	07/24
S.aureus *1	07/08	2.1 x 10 ⁶	0	0	0	0	0
Count date	07/08	07/08	07/12	07/12	07/12	07/12	07/12
E.coli *1	07/08	6.5 x 10 ⁶	0	0	0	0	0
Count date	07/08	07/08	07/12	07/12	07/12	07/12	07/12
P.aeruginosa *1	07/08	5.8 x 10 ⁶	0	0	0	0	0
Count date	07/08	07/08	07/12	07/12	07/12	07/12	07/12
C.albicans *2	07/10	3.2 x 10 ⁵	0	0	0	0	0
Count date	07/10	07/10	07/17	07/17	07/17	07/17	07/17
A.niger *2	07/10	1.9 x 10 ⁵	0	0	0	0	0

unit : CFU/mL

Equipment: SANYO incubator MIR-551, equipment number 400061, temperature setting 30~35°C *1 Test bacteria/fungi culturing equipment
 SANYO incubator MIR-251, equipment number 300257, temperature setting 20~25°C *2 Test bacteria/fungi culturing equipment

Interaction of gatifloxacin and bromfenac sodium
 Stability of bromfenac sodium

Test code: P2002B131
 Tester: Shirou Sawa
 Test date: 5 July 2002

ID	Chromate No.	AM	Peak Area IS	Ratio	Conc. (mg/mL)	Remaining (%)	Correction (%)	pH	F.I.M.	Turbid	Permeation (%)
STD	AH2S051.C01	2295054	1378449	1.6650	0.10008						
A-01	Initial	AH2S051.C02	2274085	1375224	1.6536	0.09939	100.00	8.17	--	--	
A-02	Initial	AH2S051.C03	2269283	1358768	1.6701	0.10039	100.00	8.18	--	--	
A-03	Initial	AH2S051.C04	2268941	1365568	1.6623	0.09992	100.00	8.15	--	--	
A-04	Initial	AH2S051.C05	2263909	1357737	1.6674	0.10022	100.00	8.15	--	--	

4-Jul-2002 17:37:41		4-Jul-2002 17:35:18	
001:	- 0.02013 9	001:	+ 1.100 9
002:	- 0.05019 9	002:	+ 1.102 9
003:	- 0.03013 9	003:	+ 1.100 9
004:	- 0.02008 9	004:	+ 1.100 9
005:	+ 0.02003 9	005:	+ 2.003 9
006:	+ 0.02004 9	006:	+ 2.002 9
007:	+ 0.02003 9	007:	+ 2.000 9
008:	+ 0.02001 9	008:	+ 1.004 9
009:	+ 0.10000 9	009:	+ 1.100 9
010:	+ 0.10000 9	010:	+ 1.099 9
011:	+ 0.10002 9	011:	+ 1.102 9
012:	+ 0.10000 9	012:	+ 1.100 9

02/ 7/04 19:17
 PH 8.15
 ATC 26.2°C

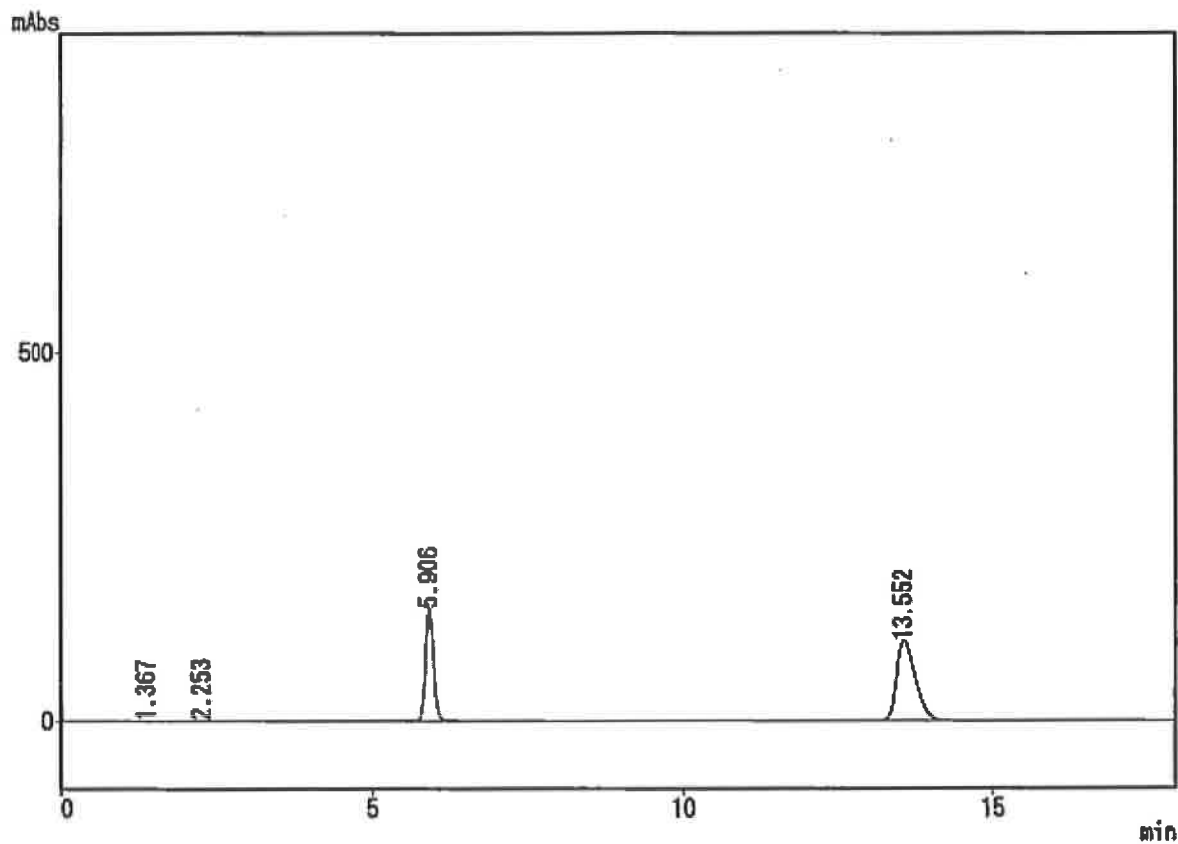
02/ 7/04 19:19
 PH 8.15
 ATC 26.2°C

02/ 7/04 19:22
 PH 8.14
 ATC 26.2°C

02/ 7/04 19:24
 PH 8.14
 ATC 26.0°C

CLASS-LC10 Ver=1.62 System No=1 Ch=1 Report No=80 Data=AH2S051.D01 02/07/05
 17:26:18
 Sample: STD
 ID:
 Type: Unknown sample
 Detector: SPD-10A single
 Operator: Shirou Sawa
 Method: !AHR1028.MET

*** Chromatogram *** Filename: AH2S051.C01

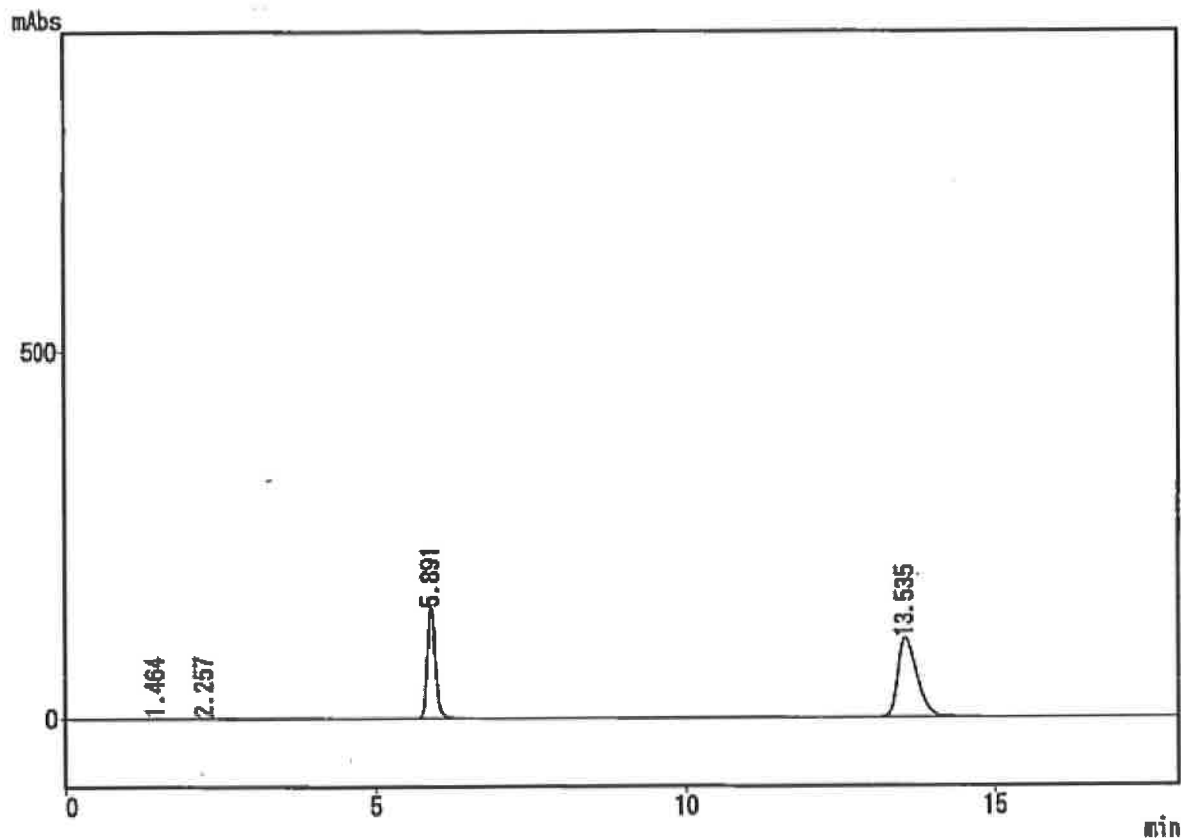


*** Peak Report ***

PKNO	TIME	AREA	HEIGHT	MK	IDNO	CONC	NAME
1	1.367	1222	104	V		0.0332	
2	2.253	1810	251			0.0492	
3	5.906	1378449	154339			37.4931	
4	13.552	2295054	108334	S		62.4244	
		3678536	263028			100.0000	

CLASS-LC10 Ver=1.62 System No=1 Ch=1 Report No=81 Data=AH2S051.D02 02/07/05
 17:45:40
 Sample: A-01
 ID: Initial
 Type: Unknown sample
 Detector: SPD-10A single
 Operator: Shirou Sawa
 Method: !AHR1028.MET

*** Chromatogram *** Filename: AH2S051.C02



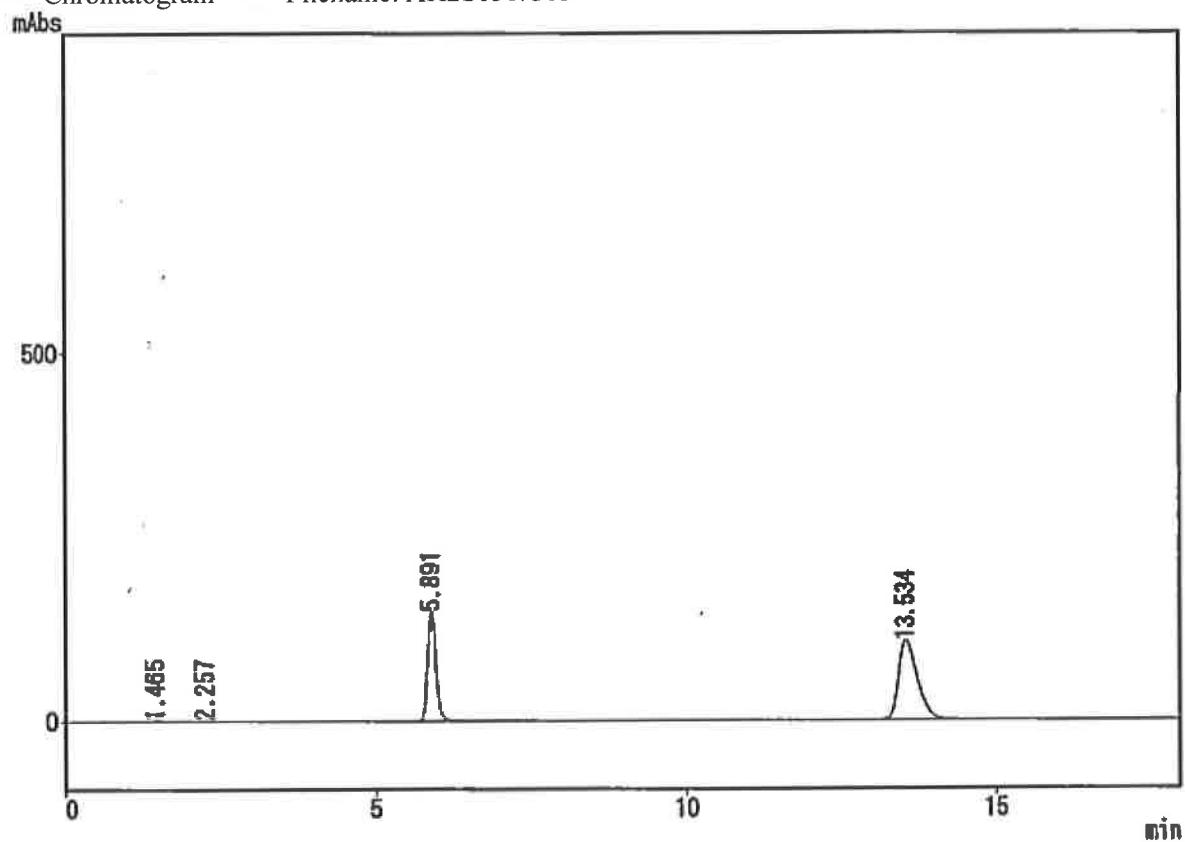
*** Peak Report ***

PKNO	TIME	AREA	HEIGHT	PK	IDNO	CONC	NAME
1	1.464	6178	884	V		0.1688	
2	2.257	3091	383	V		0.0845	
3	5.891	1375224	161679			37.5890	
4	13.535	2274085	108745			62.1576	
		3658577	269471			100.0000	

18:05:04

Sample: A-02
 ID: Initial
 Type: Unknown sample
 Detector: SPD-10A single
 Operator: Shirou Sawa
 Method: !AHR1028.MET

*** Chromatogram *** Filename: AH2S051.C03

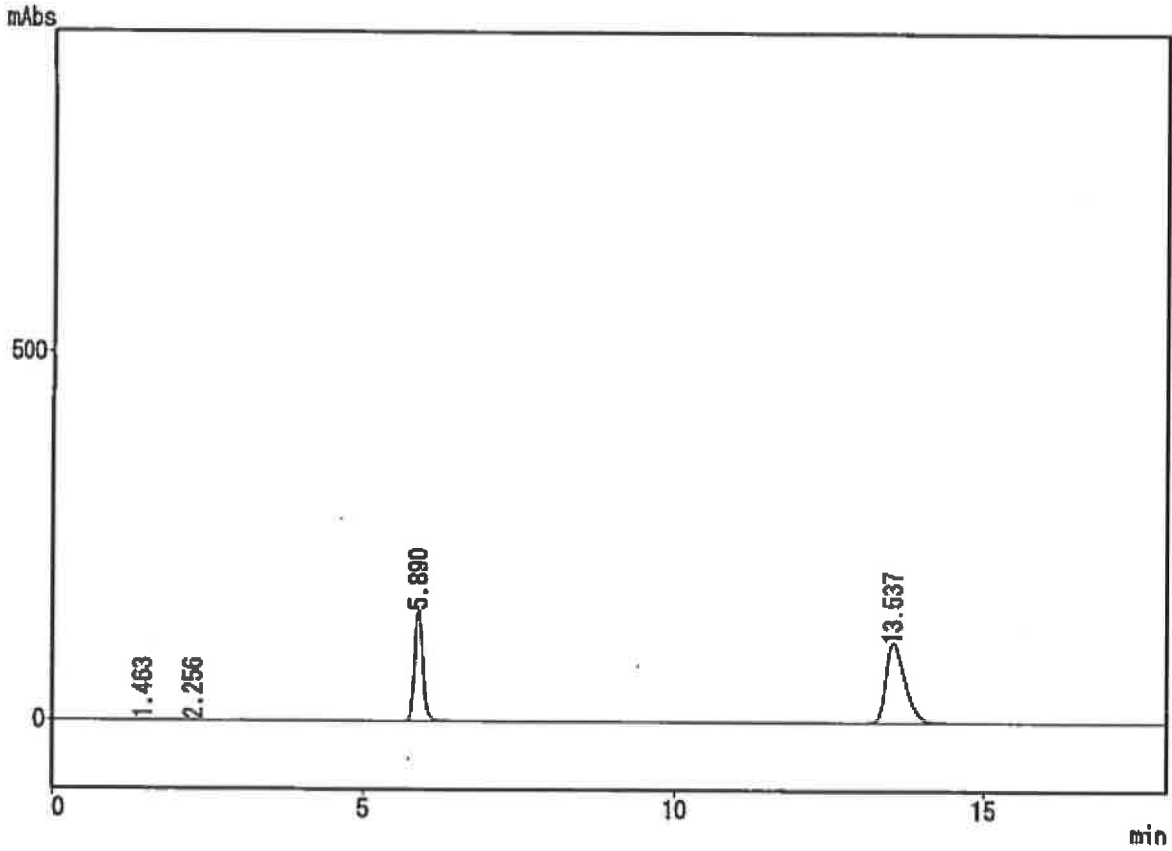


*** Peak Report ***

PKNO	TIME	AREA	HEIGHT	MK	IDNO	CONC	NAME
1	1.465	5868	668	V		0.1614	
2	2.257	2050	283	V		0.0564	
3	5.891	1358768	150061			37.3702	
4	13.534	2269283	106534			62.4121	
		3635969	257545			100.0000	

CLASS-LC10 Ver=1.62 System No=1 Ch=1 Report No=83 Data=AH2S051.D04 02/07/05 18:24:24
 Sample: A-03
 ID: Initial
 Type: Unknown sample
 Detector: SPD-10A single
 Operator: Shirou Sawa
 Method: !AHR1028.MET

*** Chromatogram *** Filename: AH2S051.C04

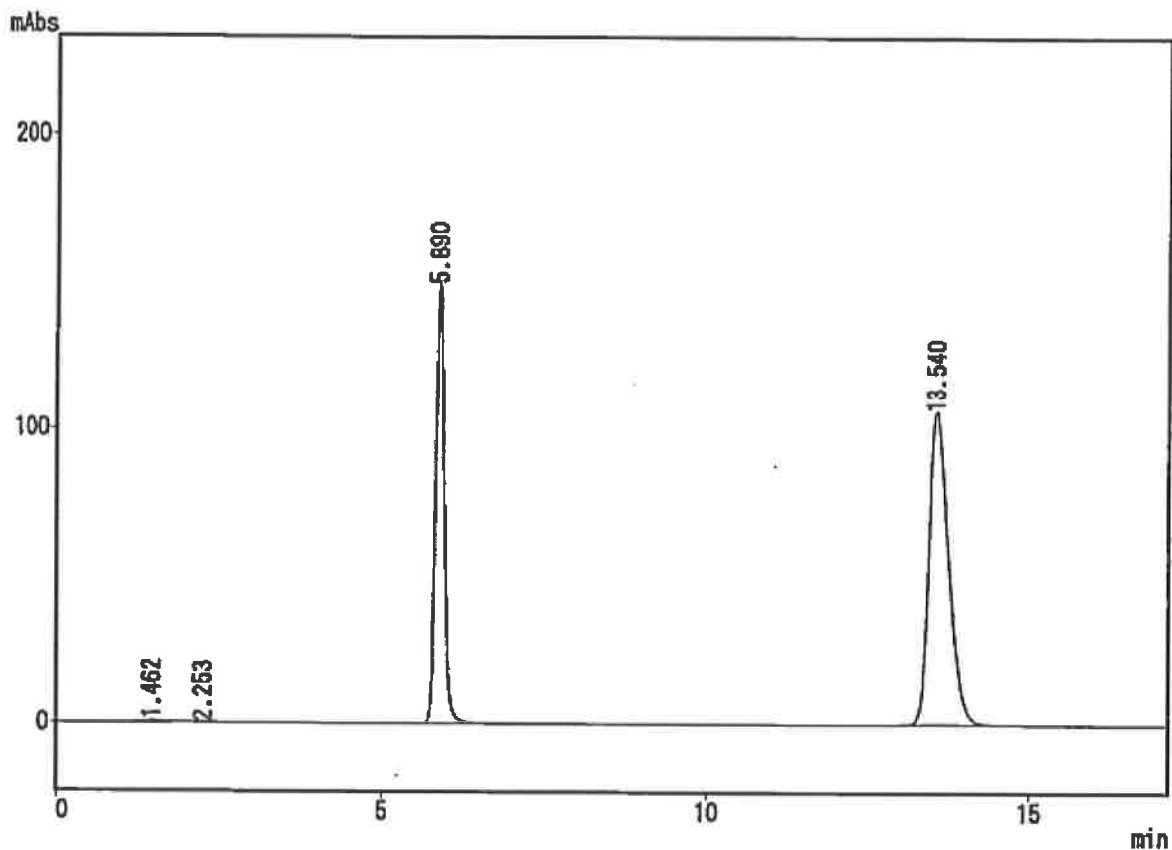


*** Peak Report ***

PKNO	TIME	AREA	HEIGHT	PK	IDNO	CONC	NAME
1	1.463	6461	707	V		0.1773	
2	2.256	1704	223	V		0.0468	
3	5.890	1365568	150905			37.4778	
4	13.537	2269941	106639			62.2982	
		3643673	258474			100.0000	

CLASS-LC10 Ver=1.62 System No=1 Ch=1 Report No=84 Data=AH2S051.D05 02/07/05 18:43:46
 Sample: A-04
 ID: Initial
 Type: Unknown sample
 Detector: SPD-10A single
 Operator: Shirou Sawa
 Method: !AHR1028.MET

*** Chromatogram *** Filename: AH2S051.C05



*** Peak Report ***

PKNO	TIME	AREA	HEIGHT	MK	IDNO	CONC	NAME
1	1.462	7533	767	V		0.2075	
2	2.253	1708	194	V		0.0470	
3	5.890	1357737	150024	S		37.3941	
4	13.540	2263909	108350			62.3514	
		3630886	257336			100.0000	

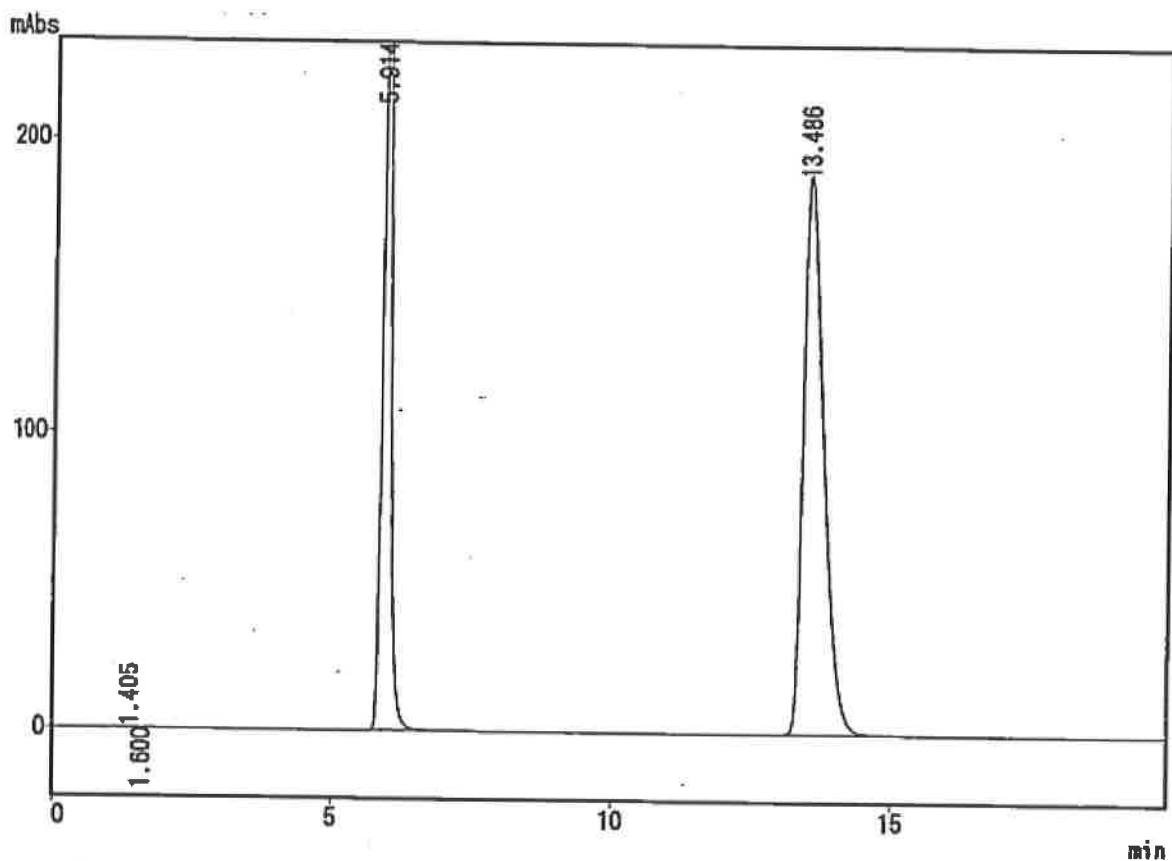
Stability of bromfenac sodium
 Lot No. 02S051

Test code: P2002B131
 Tester: Shirou Sawa
 Test date: 12 July 2002

ID	Chromato No.	AM	Peak Area IS	Ratio	Conc. (mg/mL)	Remaining (%)	Correction (%)	pH	F.I.M.	Turbid
STD	AH2S12.C01	4618881	2811272	1.6430						
STD	AH2S12.C10	4540394	2758913	1.6457						
STD	Mean			1.6444	0.10008					
A-01	70°C-1W AH2S12.C02	4593092	2811409	1.6337	0.09943	100.04	96.32	8.15	—	—
A-02	70°C-1W AH2S12.C03	4535814	2784696	1.6288	0.09913	98.74	95.20	8.16	—	—
A-03	70°C-1W AH2S12.C04	4555172	2797288	1.6284	0.09911	99.19	95.64	8.16	—	—
A-04	70°C-1W AH2S12.C05	4621623	2784880	1.6595	0.10100	100.78	97.27	8.16	—	—
A-01	60°C-1W AH2S12.C06	4492682	2763499	1.6257	0.09894	99.55	98.10	8.16	—	—
A-02	60°C-1W AH2S12.C07	4475578	2762011	1.6204	0.09862	98.24	96.68	8.17	—	—
A-03	60°C-1W AH2S12.C08	4480284	2765521	1.6201	0.09860	98.68	97.27	8.17	—	—
A-04	60°C-1W AH2S12.C09	4540394	2758913	1.6457	0.10016	99.94	98.48	8.17	—	—

CLASS-LC10 Ver=1.62 System No=1 Ch=1 Report No=2 Data=AH2S12.D01 02/07/12 12:33:20
 Sample: STD
 ID:
 Type: Unknown sample
 Detector: SPD-10A single
 Operator: Shirou Sawa
 Method: !AHR1028.MET

*** Chromatogram *** Filename: AH2S12.C01

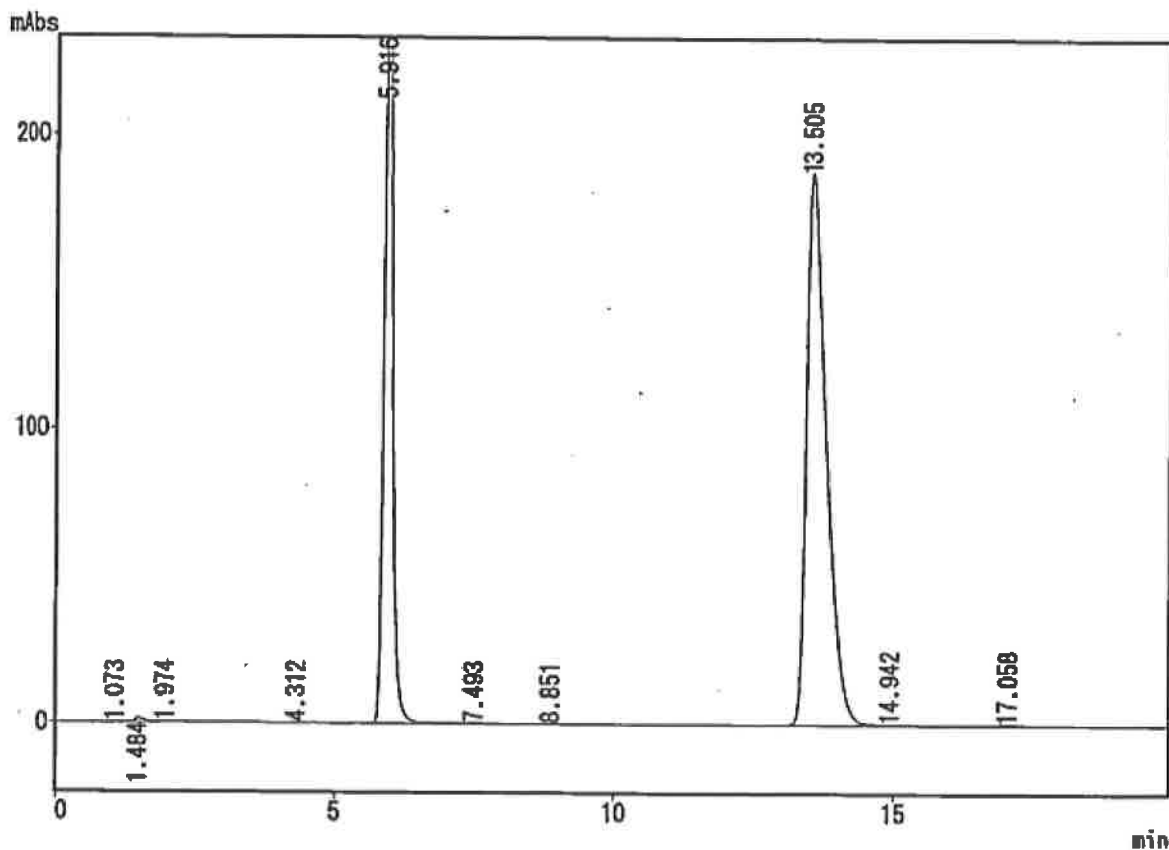


*** Peak Report ***

PKNO	TIME	AREA	HEIGHT	MK	IDNO	CONC	NAME
1	1.405	1859	149	V		0.0250	
2	1.600	2261	229	V		0.0304	
3	5.914	2811272	277954			37.8150	
4	13.486	4618881	188637			62.1296	
		7434273	466969			100.0000	

CLASS-LC10 Ver=1.62 System No=1 Ch=1 Report No=3 Data=AH2S12.D02 02/07/12 12:53:26
 Sample: A-01
 ID: 70°C-1W
 Type: Unknown sample
 Detector: SPD-10A single
 Operator: Shirou Sawa
 Method: !AHR1028.MET

*** Chromatogram *** Filename: AH2S12.C02

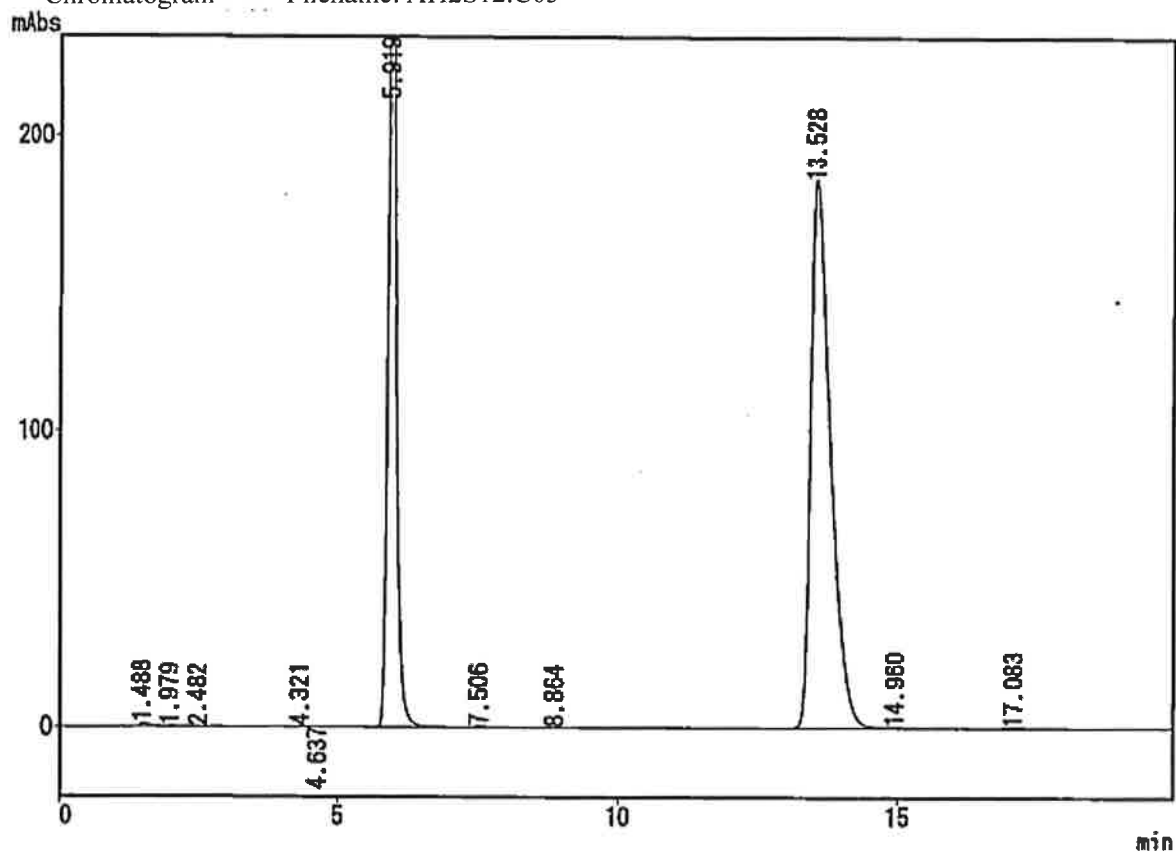


*** Peak Report ***

PKNO	TIME	AREA	HEIGHT	MK	IDNO	CONC	NAME
1	1.073	1466	177			0.0197	
2	1.484	16758	1481	V		0.2251	
3	1.974	4426	216	V		0.0594	
4	4.312	2063	242			0.0277	
5	5.916	2811409	278271	S		37.7584	
6	7.493	4002	325	T		0.0537	
7	8.851	1084	78			0.0146	
8	13.505	4593092	187161	S		61.6872	
9	14.942	2539	146	T		0.0341	
10	17.058	8945	355			0.1201	
		7445783	468452			100.0000	

CLASS-LC10 Ver=1.62 System No=1 Ch=1 Report No=4 Data=AH2S12.D03 02/07/12
 13:13:32
 Sample: A-02
 ID: 70°C-1W
 Type: Unknown sample
 Detector: SPD-10A single
 Operator: Shirou Sawa
 Method: !AHR1028.MET

*** Chromatogram *** Filename: AH2S12.C03

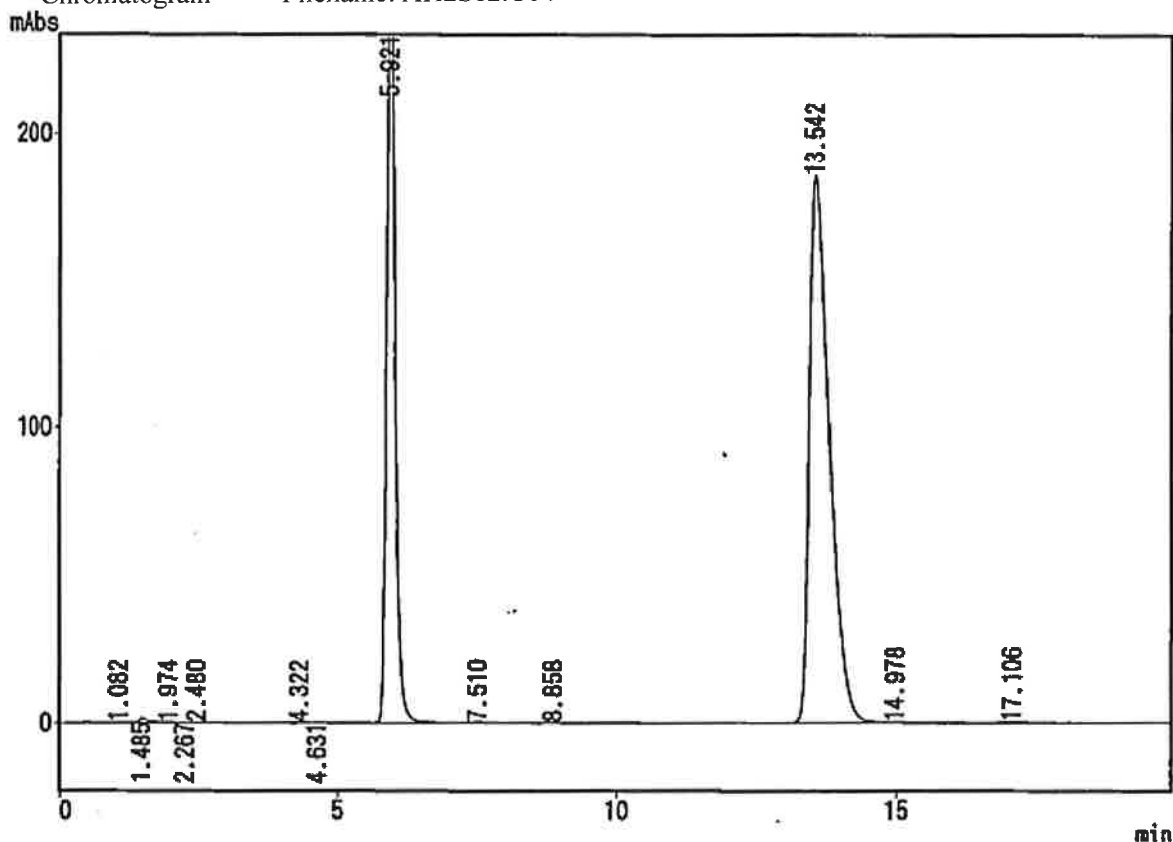


*** Peak Report ***

PKNO	TIME	AREA	HEIGHT	MK	IONO	CONC	NAME
1	1.488	14720	1319	V		0.2000	
2	1.979	3611	212	V		0.0491	
3	2.482	1023	92	V		0.0139	
4	4.321	2268	238			0.0308	
5	4.637	1092	84	V		0.0148	
6	5.919	2784696	276050	S		37.8364	
7	7.506	4073	333	T		0.0553	
8	8.864	1095	75			0.0149	
9	13.528	4535814	185022	S		61.6292	
10	14.960	2391	141	T		0.0325	
11	17.083	9061	368			0.1231	
		7359843	463933			100.0000	

Sample: A-03
 ID: 70°C-1W
 Type: Unknown sample
 Detector: SPD-10A single
 Operator: Shirou Sawa
 Method: !AHR1028.MET

*** Chromatogram *** Filename: AH2S12.C04

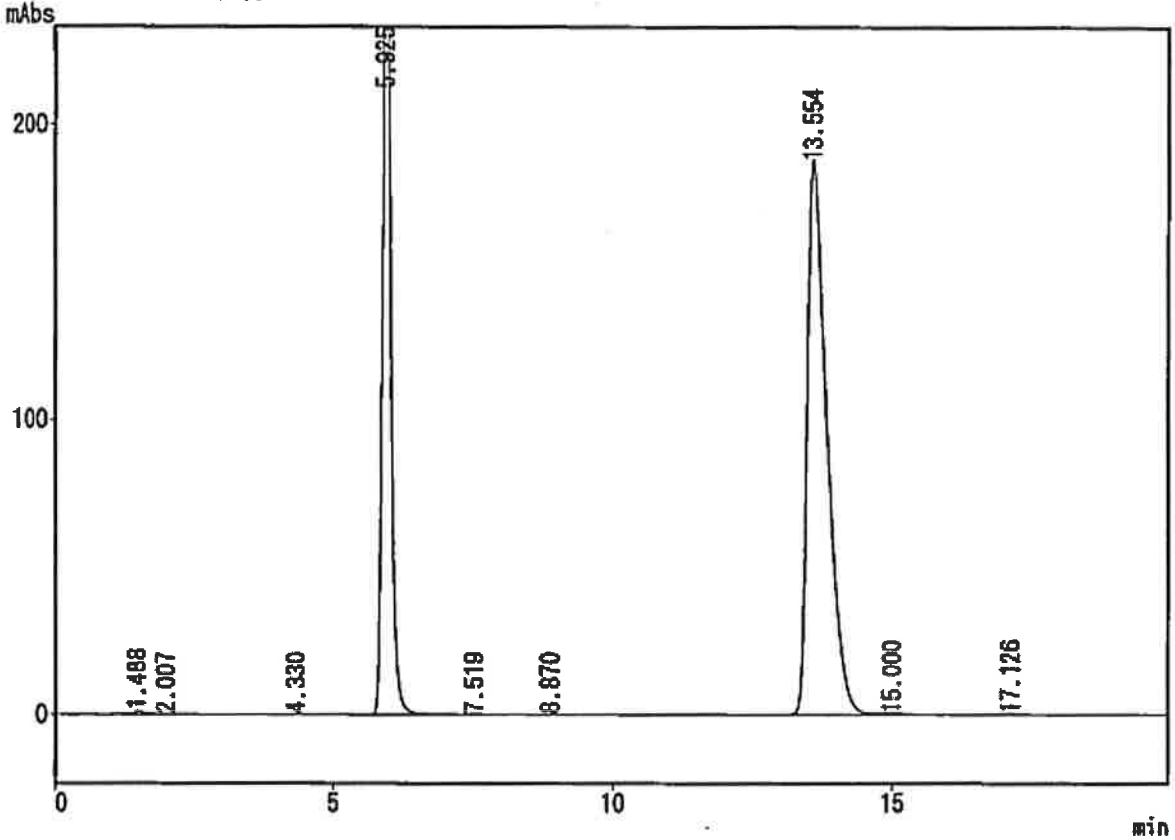


*** Peak Report ***

PKNO	TIME	AREA	HEIGHT	MK	IDNO	CONC	NAME
1	1.082	1198	138	V		0.0162	
2	1.485	16951	1483	V		0.2291	
3	1.974	3712	222	V		0.0502	
4	2.267	1155	130	V		0.0156	
5	2.480	1704	117	V		0.0230	
6	4.322	2334	254			0.0316	
7	4.631	1214	85	V		0.0164	
8	5.921	2797288	277875	SV		37.8146	
9	7.510	3857	317	T		0.0521	
10	8.858	1245	91			0.0168	
11	13.542	4555172	185511	S		61.5783	
12	14.978	2782	160	T		0.0376	
13	17.106	8760	356			0.1184	
		7397371	466737			100.0000	

CLASS-LC10 Ver=1.62 System No=1 Ch=1 Report No=6 Data=AH2S12.D05 02/07/12 13:53:44
 Sample: A-04
 ID: 70°C-1W
 Type: Unknown sample
 Detector: SPD-10A single
 Operator: Shirou Sawa
 Method: !AHR1028.MET

*** Chromatogram *** Filename: AH2S12.C05

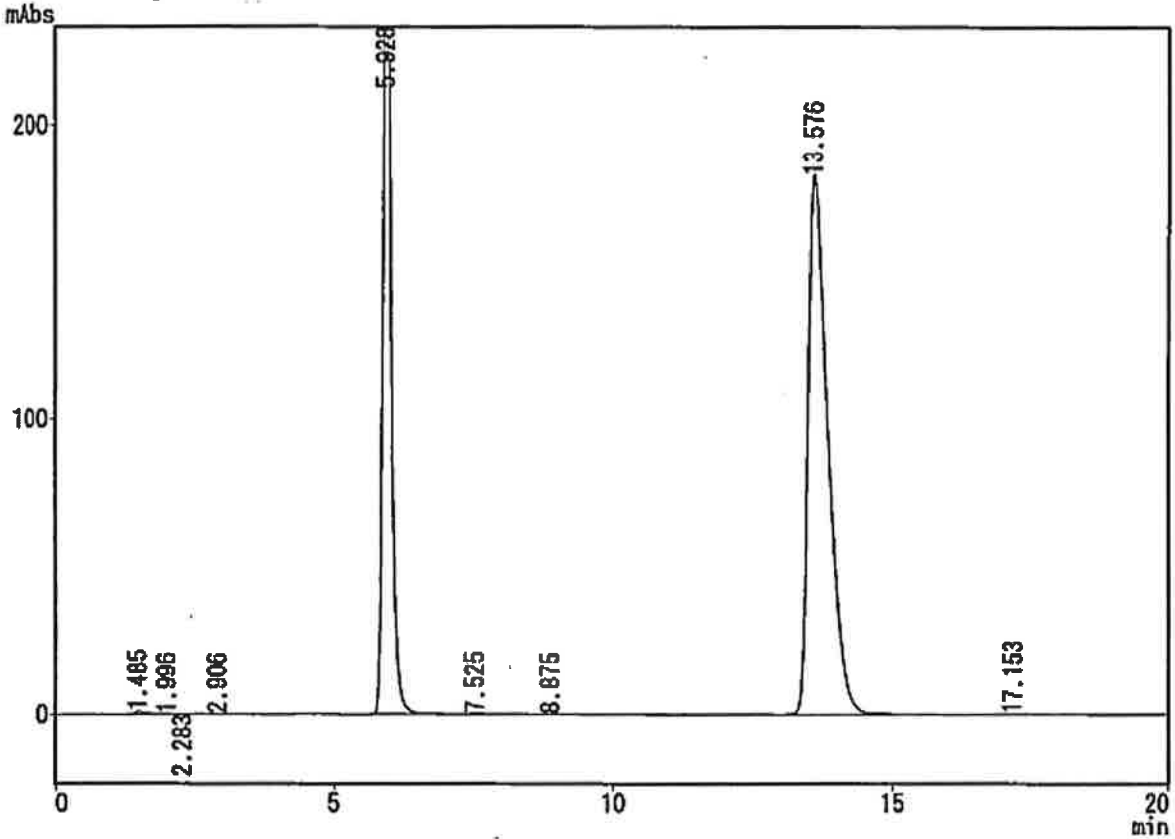


*** Peak Report ***

PKNO	TIME	AREA	HEIGHT	MK	IDNO	CONC	NAME
1	1.488	13817	1274	V		0.1857	
2	2.007	1828	103	V		0.0246	
3	4.330	1887	239			0.0254	
4	5.925	2784880	276061	S		37.4330	
5	7.519	1583	128	T		0.0213	
6	8.870	1531	105			0.0206	
7	13.554	4821523	187705	S		62.1202	
8	15.000	4964	261	T		0.0667	
9	17.126	7633	314			0.1026	
		7439645	466191			100.0000	

CLASS-LC10 Ver=1.62 System No=1 Ch=1 Report No=7 Data=AH2S12.D06 02/07/12 14:13:50
 Sample: A-01
 ID: 60°C-1W
 Type: Unknown sample
 Detector: SPD-10A single
 Operator: Shirou Sawa
 Method: !AHR1028.MET

*** Chromatogram *** Filename: AH2S12.C06



*** Peak Report ***

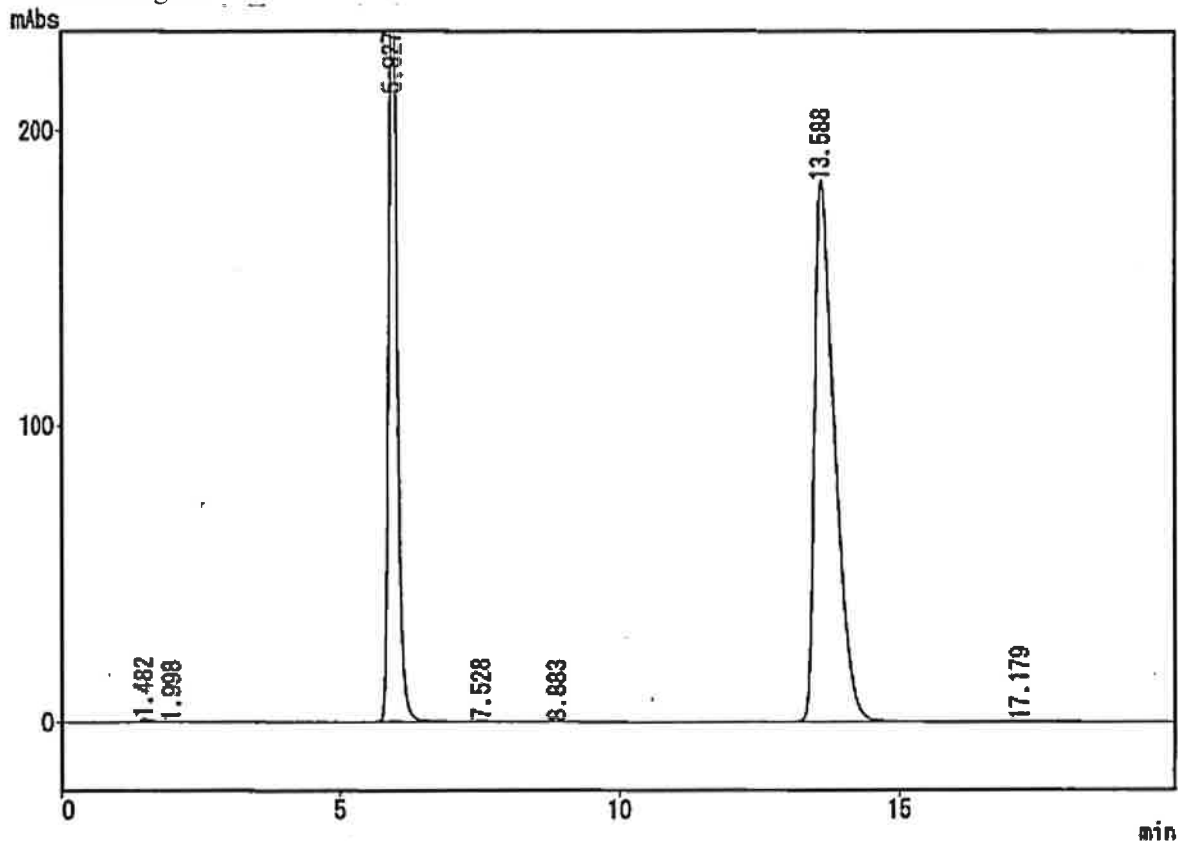
PKNO	TIME	AREA	HEIGHT	MK	IDNO	CONC	NAME
1	1.485	13490	1165	V		0.1851	
2	1.996	2340	163	V		0.0321	
3	2.283	1708	111	V		0.0234	
4	2.906	1316	117	V		0.0181	
5	5.928	2763499	274808			37.9275	
6	7.525	4030	317			0.0553	
7	8.875	1994	139			0.0272	
8	13.576	4492682	183211			61.6596	
9	17.153	5218	214			0.0716	
		7286267	460245			100.0000	

7 - 1/1

02/07/12 14:34:01

Sample: A-02
 ID: 60°C-1W
 Type: Unknown sample
 Detector: SPD-10A single
 Operator: Shirou Sawa
 Method: !AHR1028.MET

*** Chromatogram *** Filename: AH2S12.C07

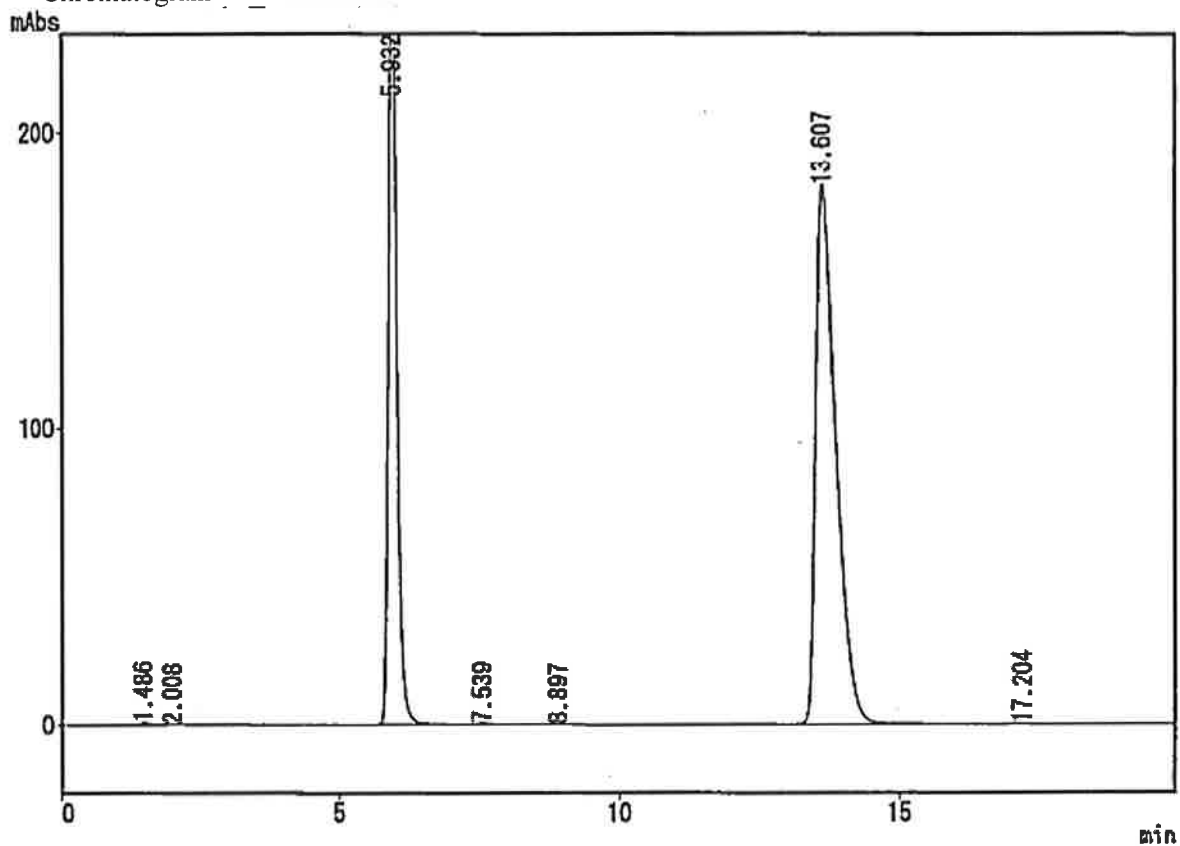


*** Peak Report ***

PKNO	TIME	AREA	HEIGHT	MK	IDNO	CONC	NAME
1	1.482	13709	1259	V		0.1887	
2	1.998	2000	124	V		0.0275	
3	5.927	2762011	274729			38.0170	
4	7.528	4308	339			0.0593	
5	8.883	2130	148			0.0293	
6	13.588	4475578	182534			61.6030	
7	17.179	5462	221			0.0752	
		7265198	459354			100.0000	

Sample: A-03
 ID: 60°C-1W
 Type: Unknown sample
 Detector: SPD-10A single
 Operator: Shirou Sawa
 Method: !AHR1028.MET

*** Chromatogram *** Filename: AH2S12.C08

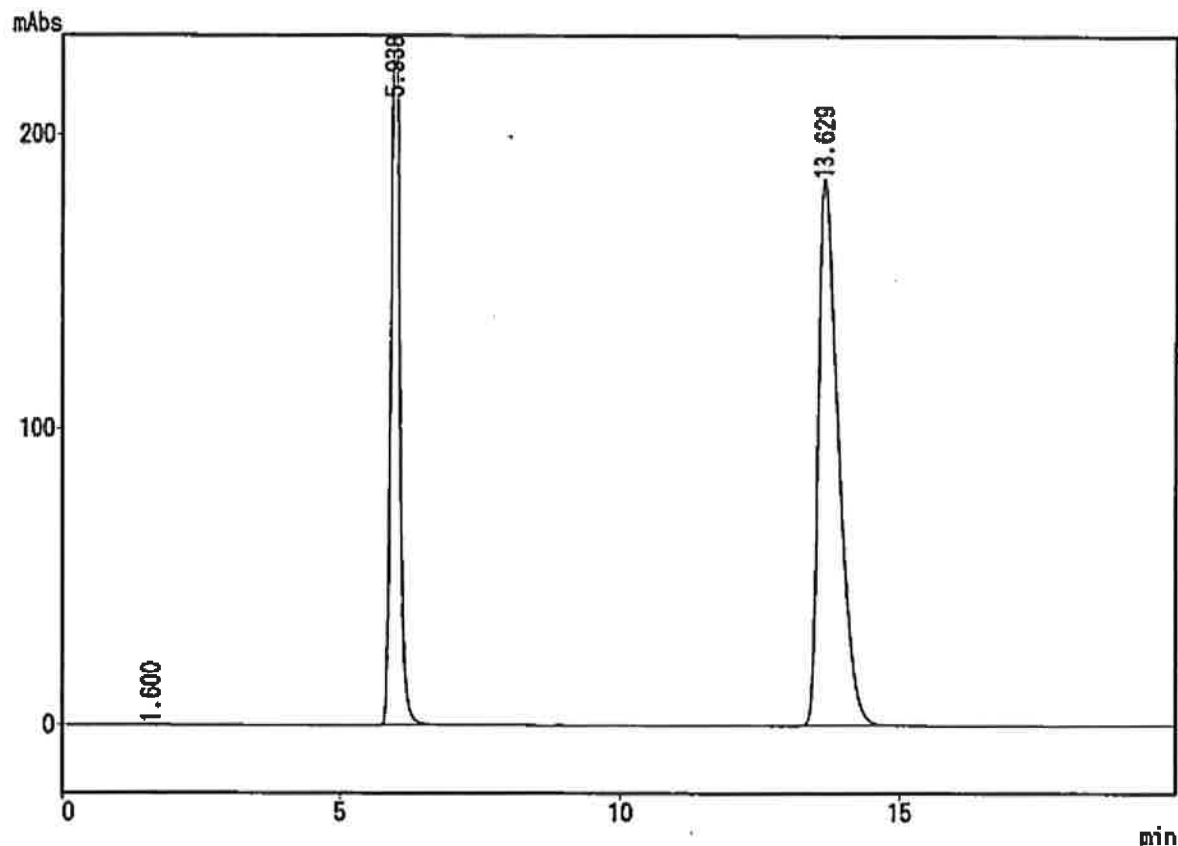


*** Peak Report ***

PKNO	TIME	AREA	HEIGHT	MK	IDNO	CONC	NAME
1	1.486	11360	973	V		0.1563	
2	2.008	2312	130	V		0.0318	
3	5.932	2765521	274583			38.0385	
4	7.539	3910	309			0.0539	
5	8.897	2214	158			0.0304	
6	13.607	4480284	182403			61.6244	
7	17.204	4710	197			0.0648	
		7270311	458751			100.0000	

CLASS-LC10 Ver=1.62 System No=1 Ch=1 Report No=11 Data=AH2S12.D10 02/07/12 15:34:14
 Sample: STD
 ID:
 Type: Unknown sample
 Detector: SPD-10A single
 Operator: Shirou Sawa
 Method: !AHR1028.MET

*** Chromatogram *** Filename: AH2S12.C10

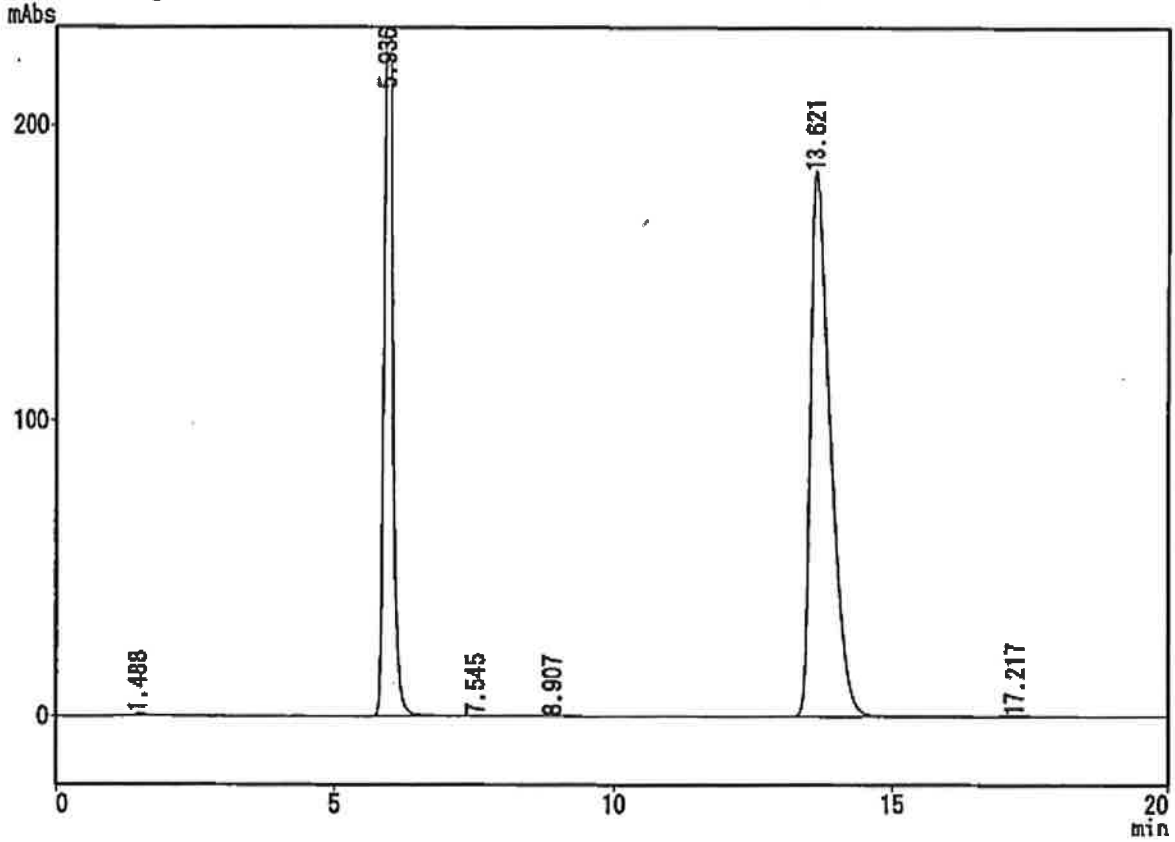


*** Peak Report ***

PKNO	TIME	AREA	HEIGHT	MK	IDNO	CONC	NAME
1	1.600	5243	312	V		0.0716	
2	5.938	2782336	273550			37.7314	
3	13.629	4553477	184896			62.1970	
		7321056	458758			100.0000	

CLASS-LC10 Ver=1.62 System No=1 Ch=1 Report No=10 Data=AH2S12.D09 02/07/12 15:14:08
 Sample: A-04
 ID: 60°C-1W
 Type: Unknown sample
 Detector: SPD-10A single
 Operator: Shirou Sawa
 Method: !AHR1028.MET

*** Chromatogram *** Filename: AH2S12.C09



*** Peak Report ***

PKNO	TIME	AREA	HEIGHT	MK	IDNO	CONC	NAME
1	1.488	12318	1081	SV		0.1683	
2	5.936	2758913	274327			37.6900	
3	7.545	1528	120			0.0209	
4	8.907	2378	163			0.0326	
5	13.621	4540394	184383			62.0270	
6	17.217	4493	187			0.0614	
		7320023	460280			100.0000	

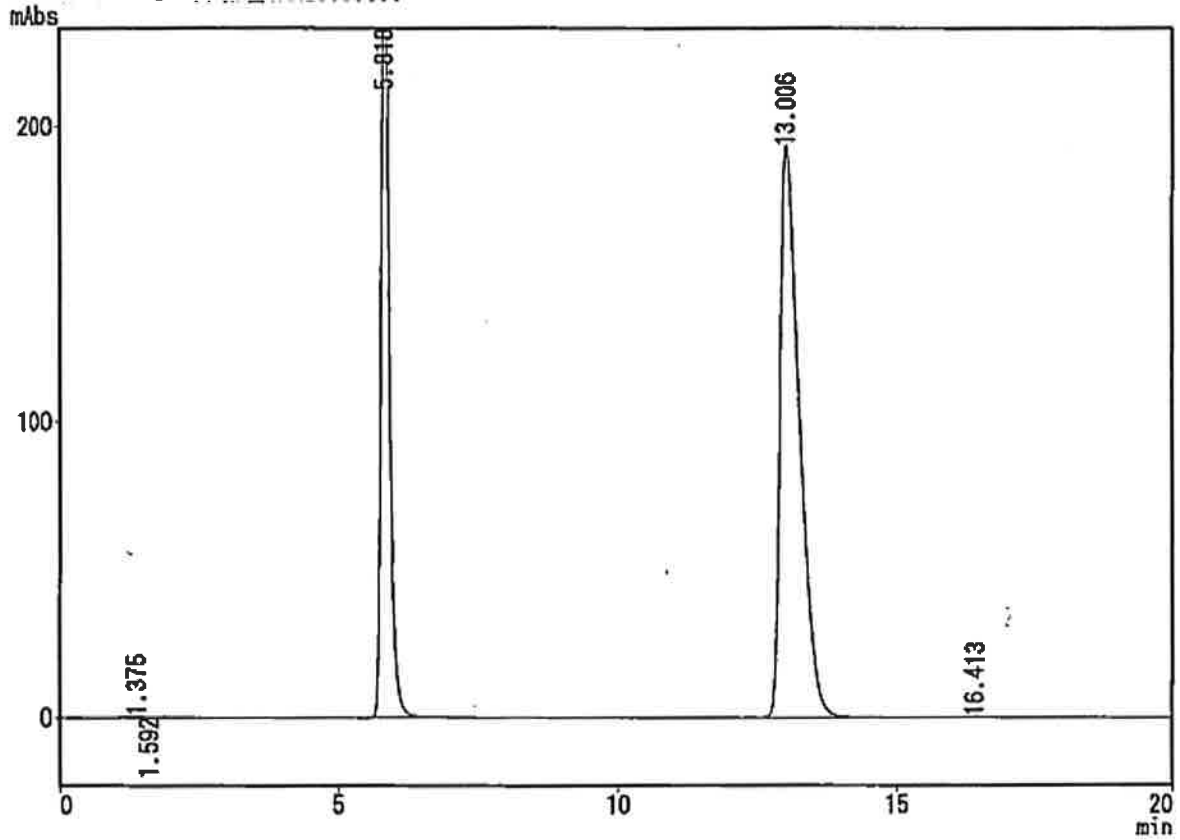
Stability of bromfenac sodium
 Lot No. 02S051

Test code: P2002B131
 Tester: Shirou Sawa
 Test date: 19 July 2002

ID	Chromato No.	AM	Peak Area IS	Ratio	Conc. (mg/mL)	Remaining (%)	Correction (%)	pH	F.L.M.	Turbid	Permeation (%)
STD	AH2S19.C01	4590898	2771294	1.6566							
STD	AH2S19.C10	4541555	2747359	1.6531							
STD	Mean			1.6549	0.10010						
A-01	70°C-2W AH2S19.C02	4601736	2758631	1.6693	0.10097	101.59	94.31	8.17	--	--	7.17
A-02	70°C-2W AH2S19.C03	4556591	2750687	1.6565	0.10020	99.81	93.00	8.16	--	--	6.82
A-03	70°C-2W AH2S19.C04	4588584	2761593	1.6616	0.10051	100.59	93.29	8.15	--	--	7.26
A-04	70°C-2W AH2S19.C05	4677978	2747028	1.7029	0.10300	102.77	95.22	8.15	--	--	7.35
A-01	60°C-2W AH2S19.C06	4487171	2741725	1.6366	0.09899	99.60	96.47	8.17	--	--	3.14
A-02	60°C-2W AH2S19.C07	4479387	2744786	1.6320	0.09871	98.33	95.25	8.16	--	--	3.13
A-03	60°C-2W AH2S19.C08	4477249	2746480	1.6302	0.09861	98.69	95.79	8.16	--	--	2.94
A-04	60°C-2W AH2S19.C09	4566943	2732765	1.6712	0.10109	100.87	97.66	8.16	--	--	3.18

CLASS-LC10 Ver=1.62 System No=1 Ch=1 Report No=2 Data=AH2S19.D01 02/07/19 14:56:54
 Sample: STD
 ID:
 Type: Unknown sample
 Detector: SPD-10A single
 Operator: Shirou Sawa
 Method: !AHR1028.MET

*** Chromatogram *** Filename: AH2S19.C01



*** Peak Report ***

PKNO	TIME	AREA	HEIGHT	MK	IDNO	CONC	NAME
1	1.375	4314	398	V		0.0585	
2	1.592	2740	230	V		0.0372	
3	5.818	2771294	278151			37.6007	
4	13.006	4590898	193329			62.2890	
5	16.413	1077	55			0.0146	
		7370323	472163			100.0000	

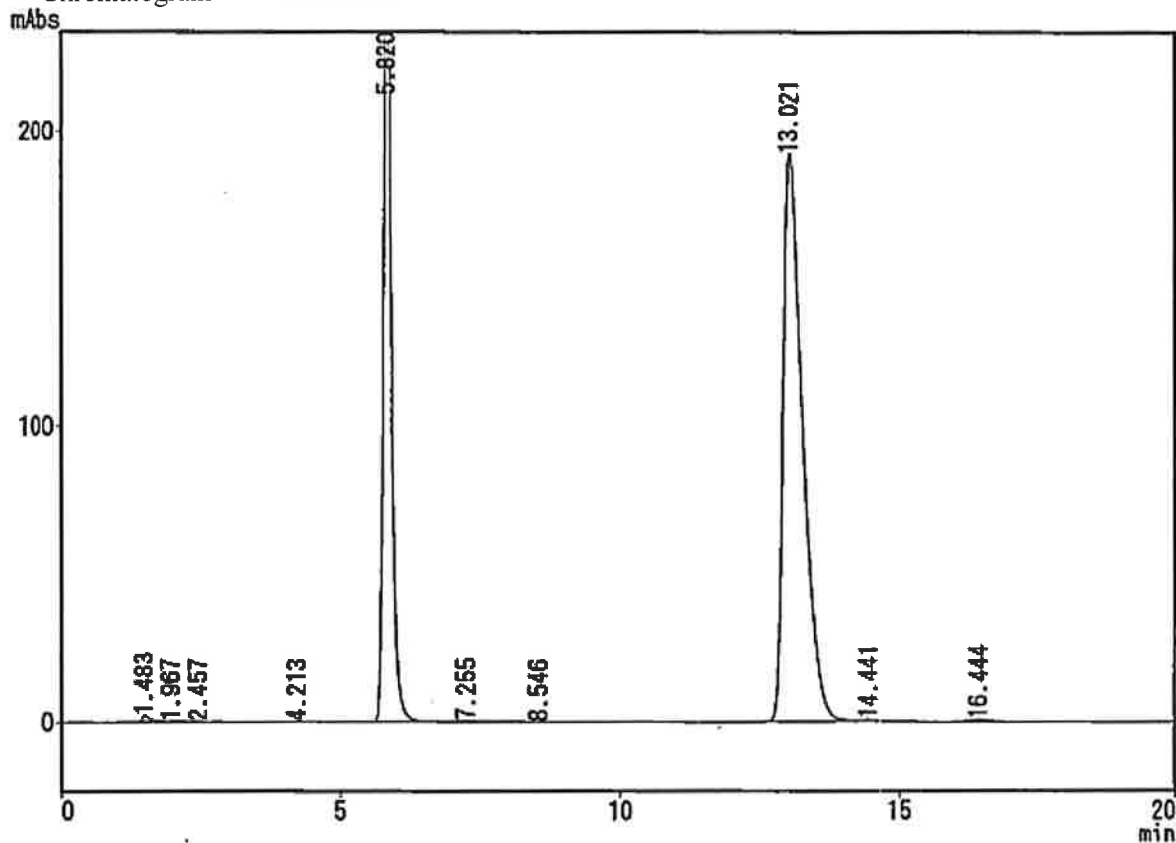
2 - 1/1

02/07/19 15:17:07

3

Sample: A-01
 ID: 70°C-2W
 Type: Unknown sample
 Detector: SPD-10A single
 Operator: Shirou Sawa
 Method: !AHR1028.MET

*** Chromatogram *** Filename: AH2S19.C02

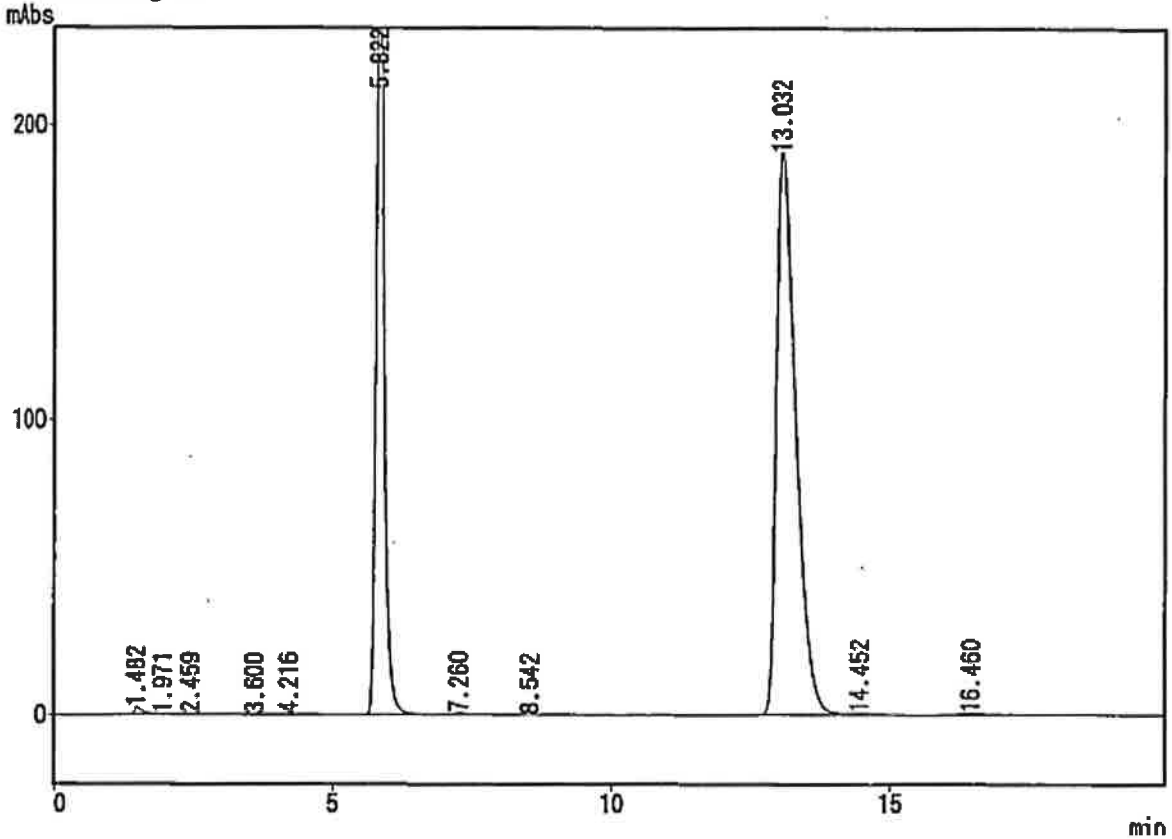


*** Peak Report ***

PKNO	TIME	AREA	HEIGHT	MK	IDNO	CONC	NAME
1	1.483	25298	2357	V		0.3406	
2	1.967	6279	324	V		0.0845	
3	2.457	1722	156	V		0.0232	
4	4.213	3119	372			0.0420	
5	5.820	2756631	276295	S		37.1160	
6	7.255	5747	472	T		0.0774	
7	8.546	1140	75			0.0153	
8	13.021	4601736	192331	S		61.9590	
9	14.441	8282	454	T		0.1115	
10	16.444	17113	712			0.2304	
		7427085	473548			100.0000	

CLASS-LC10 Ver=1.62 System No=1 Ch=1 Report No=4 Data=AH2S19.D03 02/07/19 15:37:06
 Sample: A-02
 ID: 70°C-2W
 Type: Unknown sample
 Detector: SPD-10A single
 Operator: Shirou Sawa
 Method: !AHR1028.MET

*** Chromatogram *** Filename: AH2S19.C03

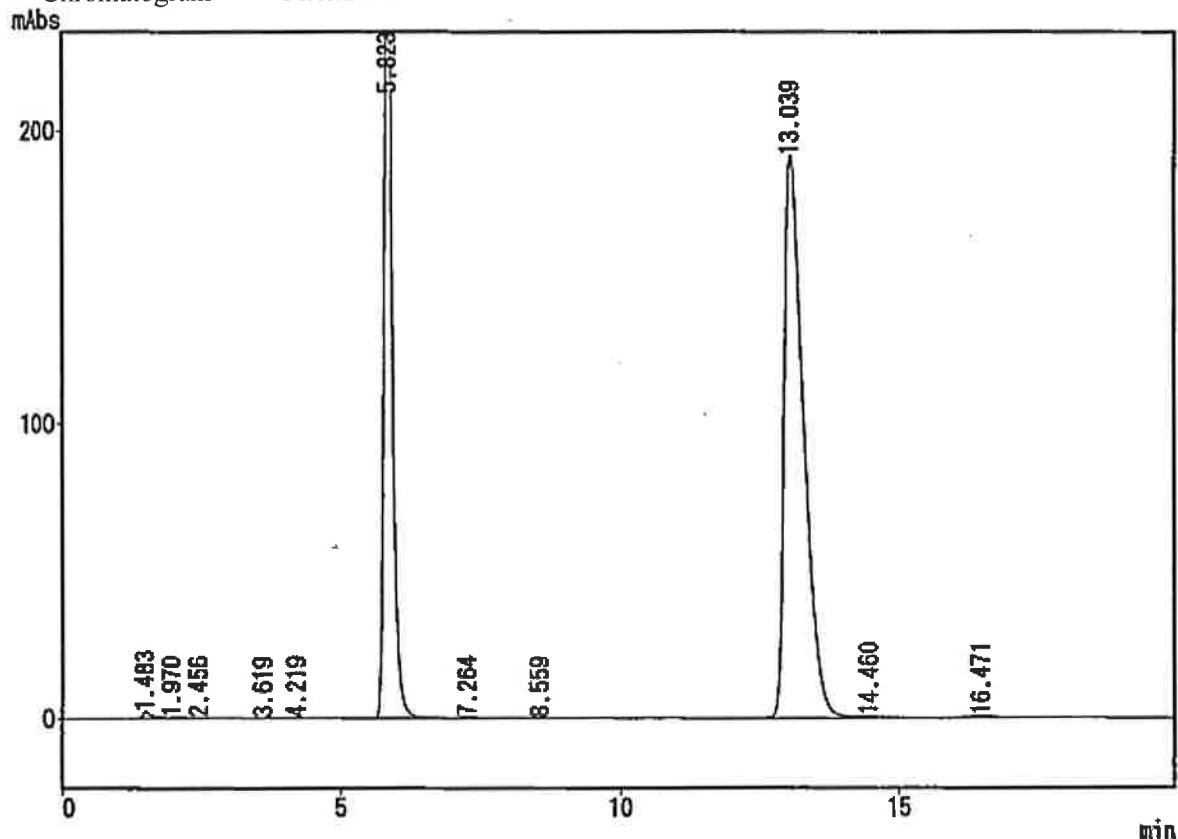


*** Peak Report ***

PKNO	TIME	AREA	HEIGHT	MK	IDNO	CONC	NAME
1	1.482	26318	2456	V		0.3567	
2	1.971	6439	335	V		0.0873	
3	2.459	1657	155	V		0.0225	
4	3.600	1804	70			0.0245	
5	4.216	2583	333			0.0350	
6	5.822	2750687	275772	S		37.2816	
7	7.260	6074	504	T		0.0823	
8	8.542	1264	88			0.0171	
9	13.032	4556591	190768	S		61.7580	
10	14.452	8073	439	T		0.1094	
11	16.460	16647	709			0.2256	
		7378138	471629			100.0000	

CLASS-LC10 Ver=1.62 System No=1 Ch=1 Report No=5 Data=AH2S19.D04 02/07/19 15:57:12
 Sample: A-03
 ID: 70°C-2W
 Type: Unknown sample
 Detector: SPD-10A single
 Operator: Shirou Sawa
 Method: !AHR1028.MET

*** Chromatogram *** Filename: AH2S19.C04



*** Peak Report ***

PKNO	TIME	AREA	HEIGHT	MK	IDNO	CONC	NAME
1	1.483	24748	2279	V		0.3336	
2	1.970	6361	328	V		0.0857	
3	2.456	1616	155	V		0.0218	
4	3.619	1453	70	V		0.0196	
5	4.219	2654	344			0.0358	
6	5.823	2761593	276799	S		37.2209	
7	7.264	5734	471	T		0.0773	
8	8.559	1420	99			0.0191	
9	13.039	4588584	191739	S		61.8452	
10	14.460	8359	459	T		0.1127	
11	16.471	16941	710			0.2283	
		7419464	473452			100.0000	

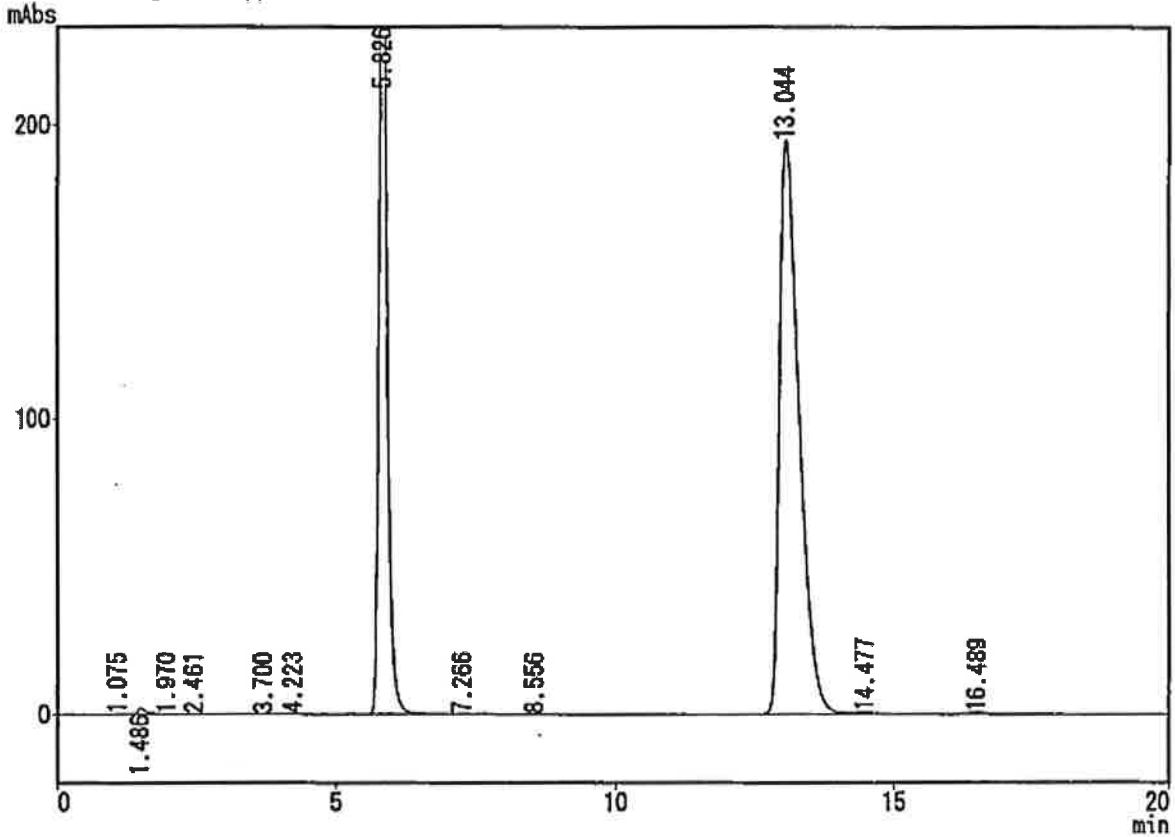
5 - 1/1

02/07/19 16:17:27

6

CLASS-LC10 Ver=1.62 System No=1 Ch=1 Report No=6 Data=AH2S19.D05 02/07/19 16:17:20
 Sample: A-04
 ID: 70°C-2W
 Type: Unknown sample
 Detector: SPD-10A single
 Operator: Shirou Sawa
 Method: !AHR1028.MET

*** Chromatogram *** Filename: AH2S19.C05



*** Peak Report ***

PKNO	TIME	AREA	HEIGHT	MK	IDNO	CONC	NAME
1	1.075	1514	184			0.0202	
2	1.486	22820	2141	V		0.3045	
3	1.970	4598	211	V		0.0614	
4	2.461	1823	150	V		0.0243	
5	3.700	1404	67	V		0.0187	
6	4.223	2997	379			0.0400	
7	5.826	2747028	275579	S		36.8536	
8	7.266	2468	205	T		0.0329	
9	8.556	1275	101			0.0170	
10	13.044	4577978	194977	S		62.4182	
11	14.477	13740	703	T		0.1833	
12	16.489	16930	698			0.2259	
		7494575	475395			100.0000	

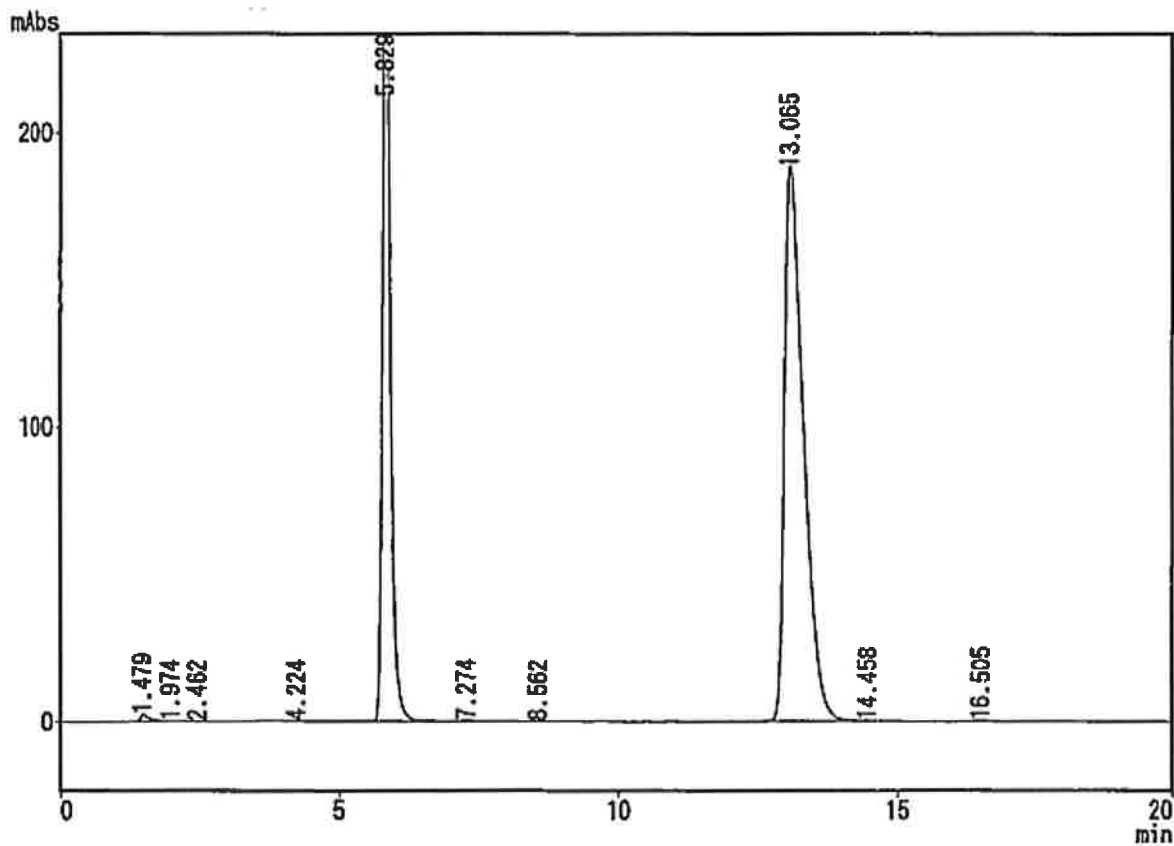
6 - 1/1

02/07/19 16:37:30

7

Sample: A-01
 ID: 60°C-2W
 Type: Unknown sample
 Detector: SPD-10A single
 Operator: Shirou Sawa
 Method: !AHR1028.MET

*** Chromatogram *** Filename: AH2S19.C06

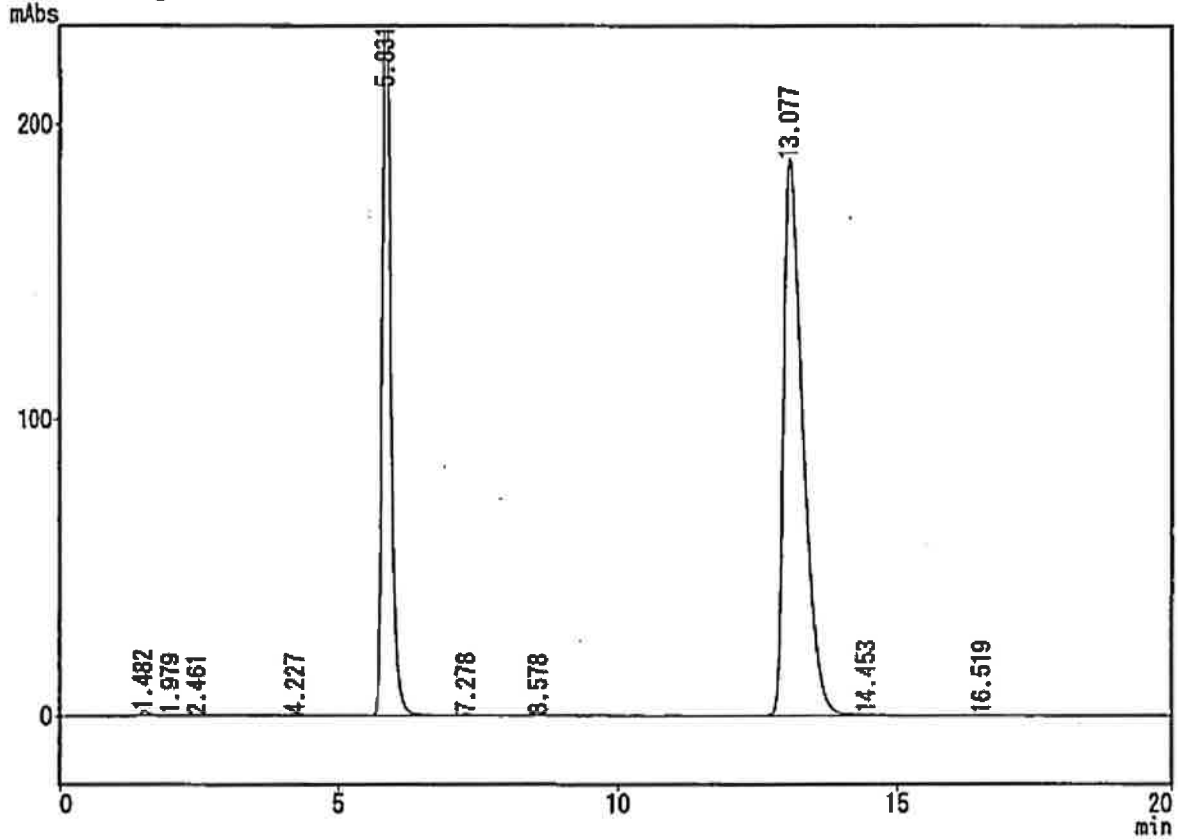


*** Peak Report ***

PKNO	TIME	AREA	HEIGHT	MK	IDNO	CONC	NAME
1	1.479	27607	2569	V		0.3792	
2	1.974	5439	272	V		0.0747	
3	2.462	1497	124	V		0.0206	
4	4.224	1013	132			0.0139	
5	5.829	2741725	275249	S		37.6598	
6	7.274	5228	428	T		0.0718	
7	8.562	1720	126			0.0237	
8	13.065	4487171	188231	S		61.6349	
9	14.458	1675	98	T		0.0230	
10	16.505	7163	301			0.0984	
		7280245	467529			100.0000	

CLASS-LC10 Ver=1.62 System No=1 Ch=1 Report No=8 Data=AH2S19.D07 02/07/19 16:57:30
 Sample: A-02
 ID: 60°C-2W
 Type: Unknown sample
 Detector: SPD-10A single
 Operator: Shirou Sawa
 Method: !AHR1028.MET

*** Chromatogram *** Filename: AH2S19.C07



*** Peak Report ***

PKNO	TIME	AREA	HEIGHT	MK	IDNO	CONC	NAME
1	1.482	18274	1787	V		0.2515	
2	1.979	4011	204	V		0.0552	
3	2.461	1057	96	V		0.0148	
4	4.227	1108	138			0.0152	
5	5.831	2744988	275425	S		37.7806	
6	7.278	5494	451	T		0.0756	
7	8.578	1784	130			0.0245	
8	13.077	4479387	187789	S		61.8521	
9	14.453	1451	74	T		0.0200	
10	16.519	8036	334			0.1106	

 7265588 466427 100.0000

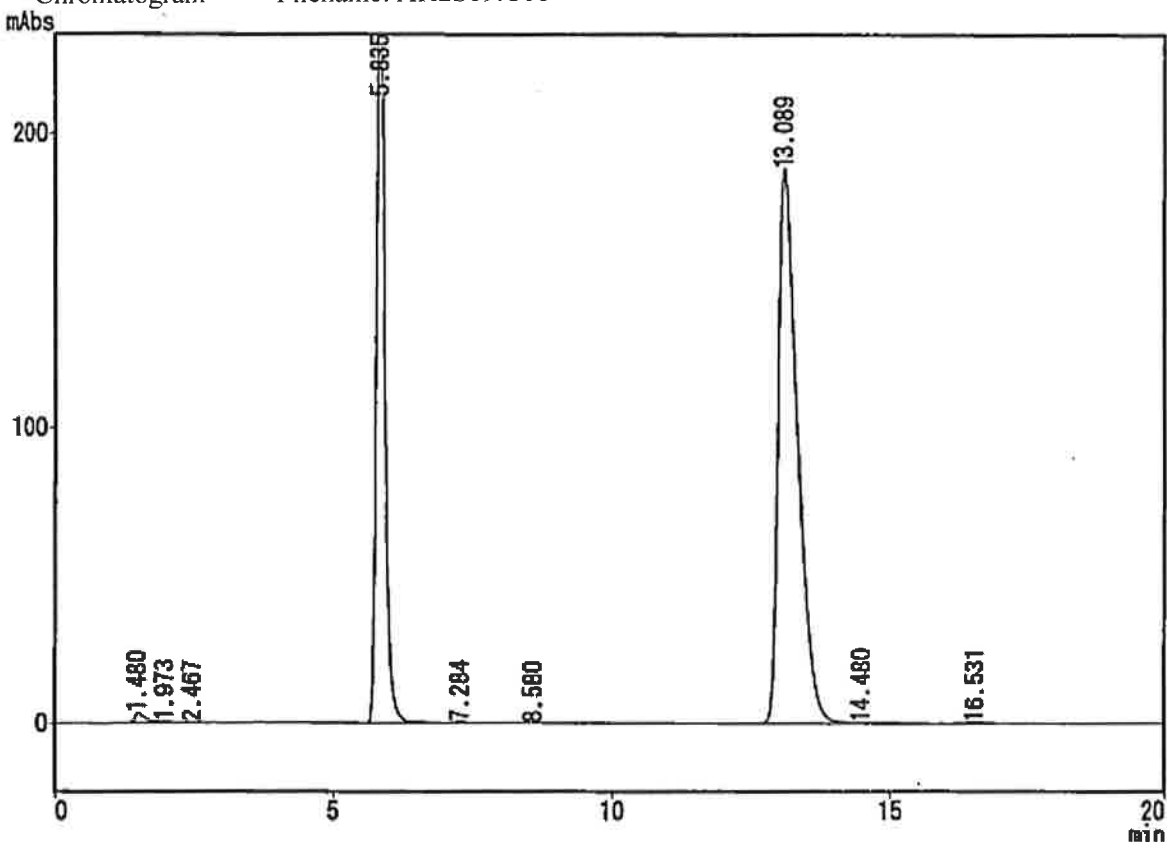
8 - 1/1

02/07/19 17:17:37

9

CLASS-LC10 Ver=1.62 System No=1 Ch=1 Report No=9 Data=AH2S19.D08 02/07/19 17:17:36
 Sample: A-03
 ID: 60°C-2W
 Type: Unknown sample
 Detector: SPD-10A single
 Operator: Shirou Sawa
 Method: !AHR1028.MET

*** Chromatogram *** Filename: AH2S19.C08



*** Peak Report ***

PKNO	TIME	AREA	HEIGHT	MK	IDNO	CONC	NAME
1	1.480	42471	3394	V		0.5824	
2	1.973	8211	412	V		0.1126	
3	2.467	2729	185	V		0.0374	
4	5.835	2746480	275743	S		37.6596	
5	7.284	5180	422	T		0.0710	
6	8.580	2189	154			0.0300	
7	13.089	4477249	187667	S		61.3917	
8	14.480	1446	83	T		0.0198	
9	16.531	6962	294			0.0955	

7292918 468353 100.0000

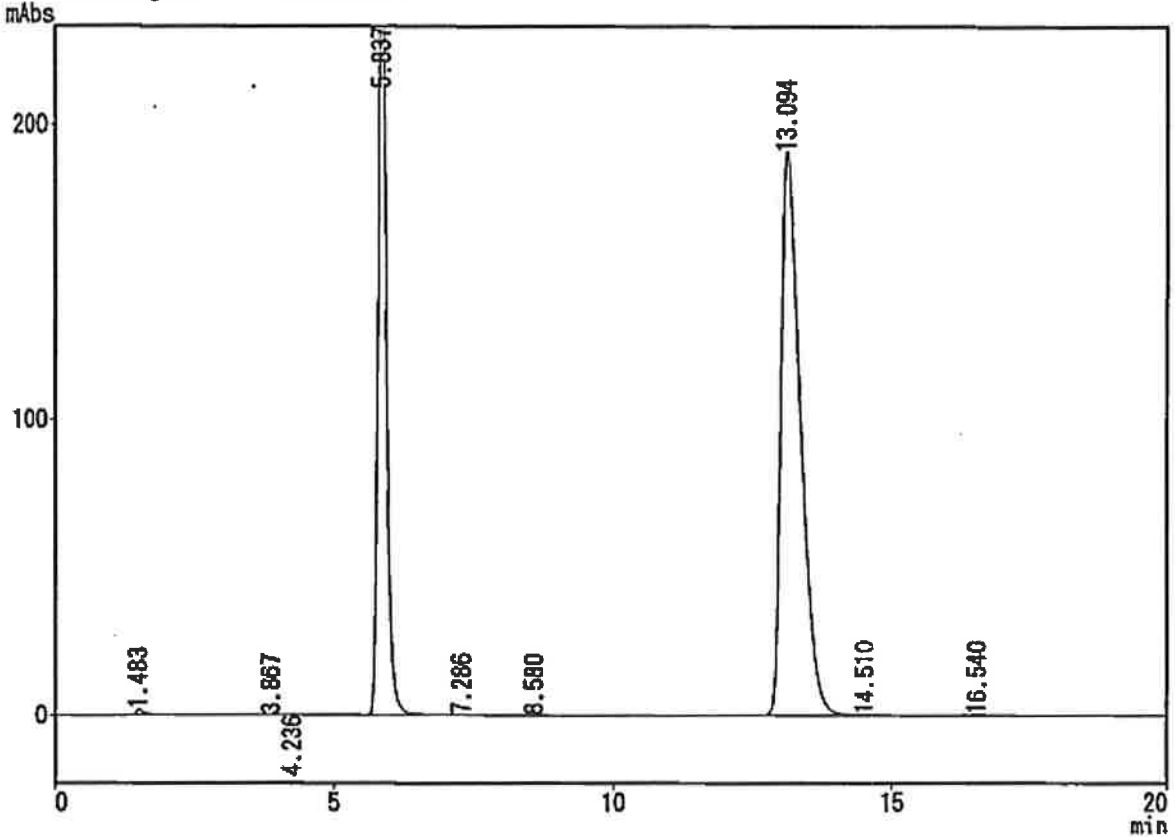
9 - 1/1

02/07/19 17:37:50

10

CLASS-LC10 Ver=1.62 System No=1 Ch=1 Report No=10 Data=AH2S19.D09 02/07/19 17:37:42
 Sample: A-04
 ID: 60°C-2W
 Type: Unknown sample
 Detector: SPD-10A single
 Operator: Shirou Sawa
 Method: !AHR1028.MET

*** Chromatogram *** Filename: AH2S19.C09



*** Peak Report ***

PKNO	TIME	AREA	HEIGHT	MK	IDNO	CONC	NAME
1	1.483	18570	2003	V		0.2531	
2	3.867	1451	64	V		0.0198	
3	4.236	1956	192	V		0.0267	
4	5.837	2732385	274669	S		37.2440	
5	7.286	2101	177	T		0.0288	
6	8.580	2217	158			0.0302	
7	13.094	4566943	190680	S		62.2506	
8	14.510	3845	210	T		0.0524	
9	16.540	6940	293			0.0946	
		7338388	468445			100.0000	

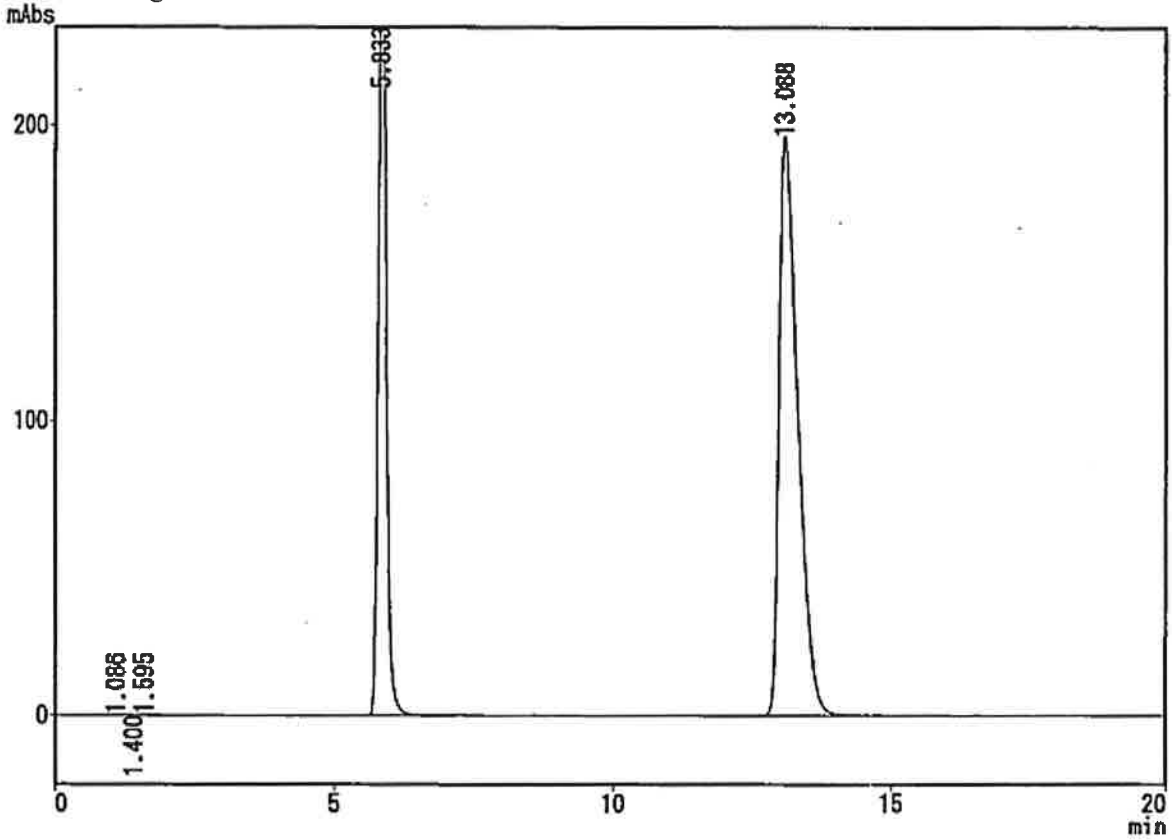
10 - 1/1

02/07/19 17:57:54

11

CLASS-LC10 Ver=1.62 System No=1 Ch=1 Report No=12 Data=AH2S19.D10 02/07/19 18:29:46
 Sample: STD
 ID:
 Type: Unknown sample
 Detector: SPD-10A single
 Operator: Shirou Sawa
 Method: !AHR1028.MET

*** Chromatogram *** Filename: AH2S19.C10



*** Peak Report ***

PKNO	TIME	AREA	HEIGHT	MK	IDNO	CONC	NAME
1	1.086	1129	132			0.0155	
2	1.400	1467	143	V		0.0201	
3	1.595	2467	217	V		0.0338	
4	5.833	2747359	294572			37.6661	
5	13.088	4541555	196213			62.2645	
		7293976	491277			100.0000	

Stability of bromfenac sodium
 Lot No. 02S051

Test code: P2002B131
 Tester: Shirou Sawa
 Test date: 5 August 2002

ID	Chromato No.	AHR	Peak Area IS	Ratio	Conc. (mg/mL)	Remaining (%)	Correction (%)	pH	F.I.M.	Turbid	Permeation (%)
STD	AH2T05.C01	2285663	1361530	1.6787							
STD	AH2T05.C06	2275645	1353252	1.6816							
STD	Mean			1.6802	0.10030						
A-01	60°C-4W AH2T05.C02	2236745	1353782	1.6522	0.09863	99.24	92.57	8.15	--	--	6.72
A-02	60°C-4W AH2T05.C03	2207348	1353829	1.6304	0.09733	96.95	90.93	8.16	--	--	6.21
A-03	60°C-4W AH2T05.C04	2232104	1354214	1.6483	0.09840	98.48	91.97	8.15	--	--	6.61
A-04	60°C-4W AH2T05.C05	2296583	1353039	1.6974	0.10133	101.11	94.29	8.16	--	--	6.75

Test Record B (other) Form 7 (1 January 2000)

Test substance	AHR10282B	Test code	P2002B131	Test date	5 August 2002
Test item				Tester	Shirou Sawa
STD: 0.02006g of AHR10282B + mobile phase → 20mL					
2mL of above solution + 2mL of IS + mobile phase → 20mL					
Sample: 2mL of this product + 2mL of IS + mobile phase → 20mL					
					5-AUG-2002 11:05:12
					006: 0.02006 g
					Errors c
	pH	Ext. app.	Weight change		'02.08.0
A-05	Initial	8.19	---	8.5568	8.56
A-06	Initial	8.19	---	8.4745	
A-05	70°C-2W	8.14	- +	8.4877	8.09249
A-06	70°C-2W	8.15	---	8.4894	8.09057
A-05	60°C-2W	8.17	---	8.4986	8.31388
A-06	60°C-2W	8.17	---	8.4796	8.29993
A-01	60°C-4W	8.15	---	8.9191	8.5653
A-02	60°C-4W	8.16	---	9.0937	8.7557
A-03	60°C-4W	8.15	---	8.8635	8.5192
A-04	60°C-4W	8.16	---	8.8862	8.5331
<p>8/05 15:32 pH 8.15 NO.18 27.6°C</p> <p>8/05 15:34 pH 8.16 NO.19 27.7°C</p> <p>8/05 15:34 pH 8.15 NO.20 27.5°C</p> <p>8/05 15:35 pH 8.15 NO.21 27.3°C</p> <p>8/05 15:36 pH 8.19 NO.22 27.6°C</p> <p>8/05 15:37 pH 8.19 NO.23 27.6°C</p> <p>8/05 15:38 pH 8.14 NO.24 27.2°C</p> <p>8/05 15:39 pH 8.15 NO.25 27.9°C</p> <p>8/05 15:40 pH 8.17 NO.26 27.7°C</p> <p>8/05 15:42 pH 8.17 NO.27 27.6°C</p>					

Sample: STD

ID:

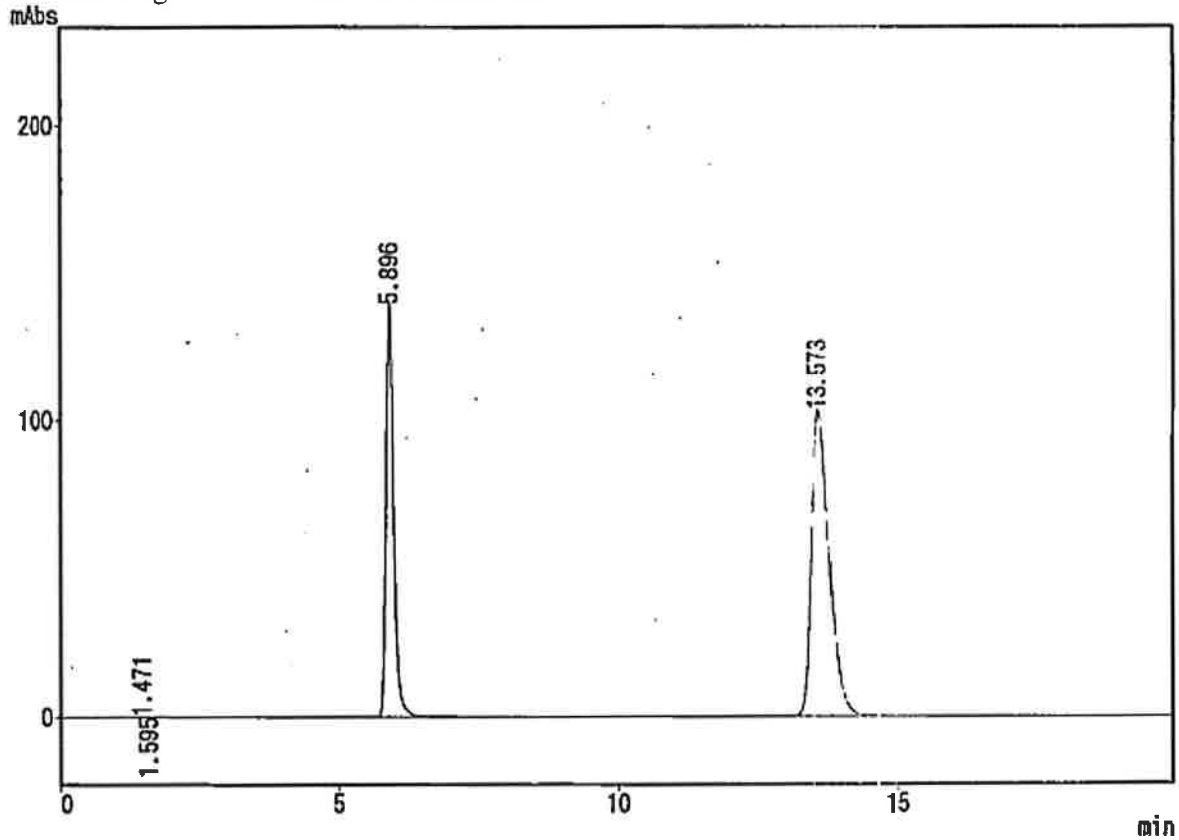
Type: Unknown sample

Detector: SPD-10A single

Operator: Shirou Sawa

Method: !AHR1028.MET

*** Chromatogram *** Filename: AH2T05.C01

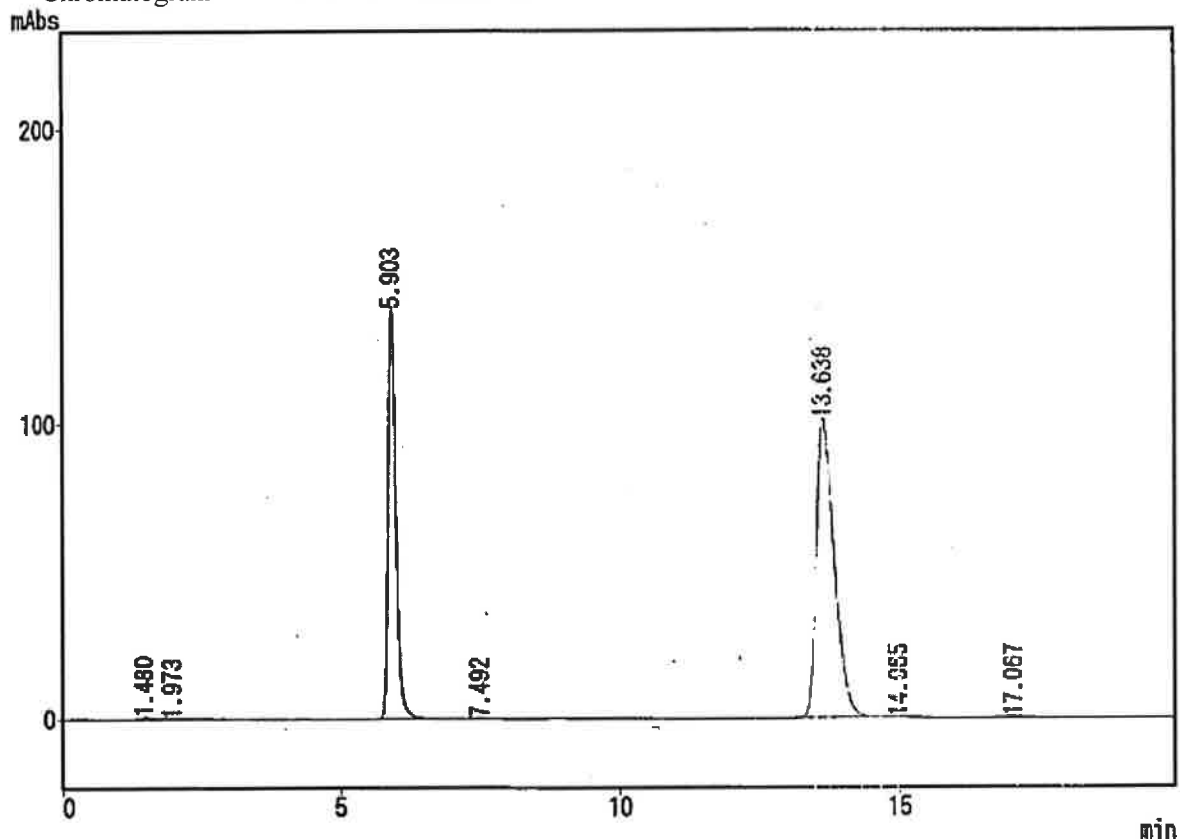


*** Peak Report ***

PKNO	TIME	AREA	HEIGHT	MK	IDNO	CONC	NAME
1	1.471	2112	169	V		0.0579	
2	1.595	2024	197	V		0.0554	
3	5.896	1361530	140425			37.2886	
4	13.573	2285663	103113			62.5981	
		3651329	243904			100.0000	

Sample: A-01
 ID: 60°C-4W
 Type: Unknown sample
 Detector: SPD-10A single
 Operator: Shirou Sawa
 Method: !AHR1028.MET

*** Chromatogram *** Filename: AH2T05.C02

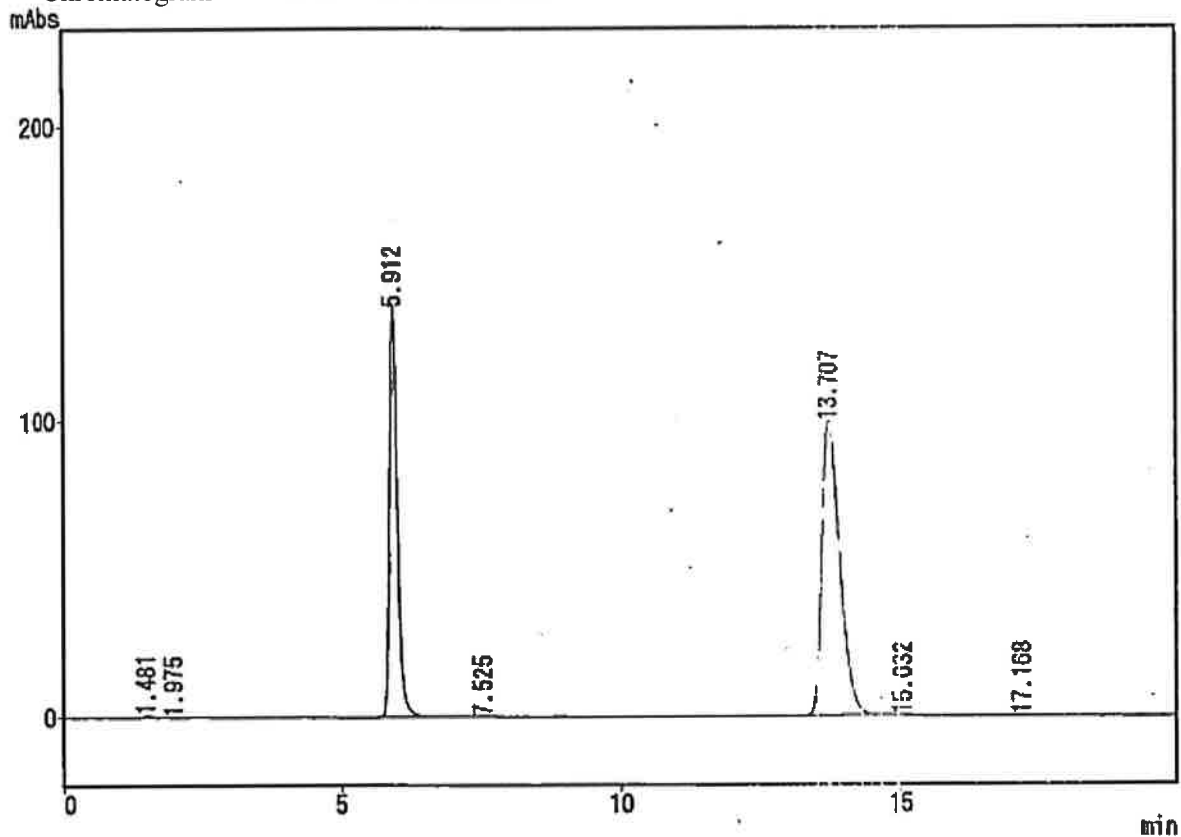


*** Peak Report ***

PKNO	TIME	AREA	HEIGHT	MK	IDNO	CONC	NAME
1	1.480	8402	878	V		0.2324	
2	1.973	2141	108	V		0.0592	
3	5.903	1353782	139780			37.4462	
4	7.492	3715	301			0.1028	
5	13.638	2236745	101102			61.8694	
6	14.955	3114	174			0.0861	
7	17.067	7372	298			0.2039	
		3615271	242621			100.0000	

Sample: A-02
 ID: 60°C-4W
 Type: Unknown sample
 Detector: SPD-10A single
 Operator: Shirou Sawa
 Method: !AHR1028.MET

*** Chromatogram *** Filename: AH2T05.C03

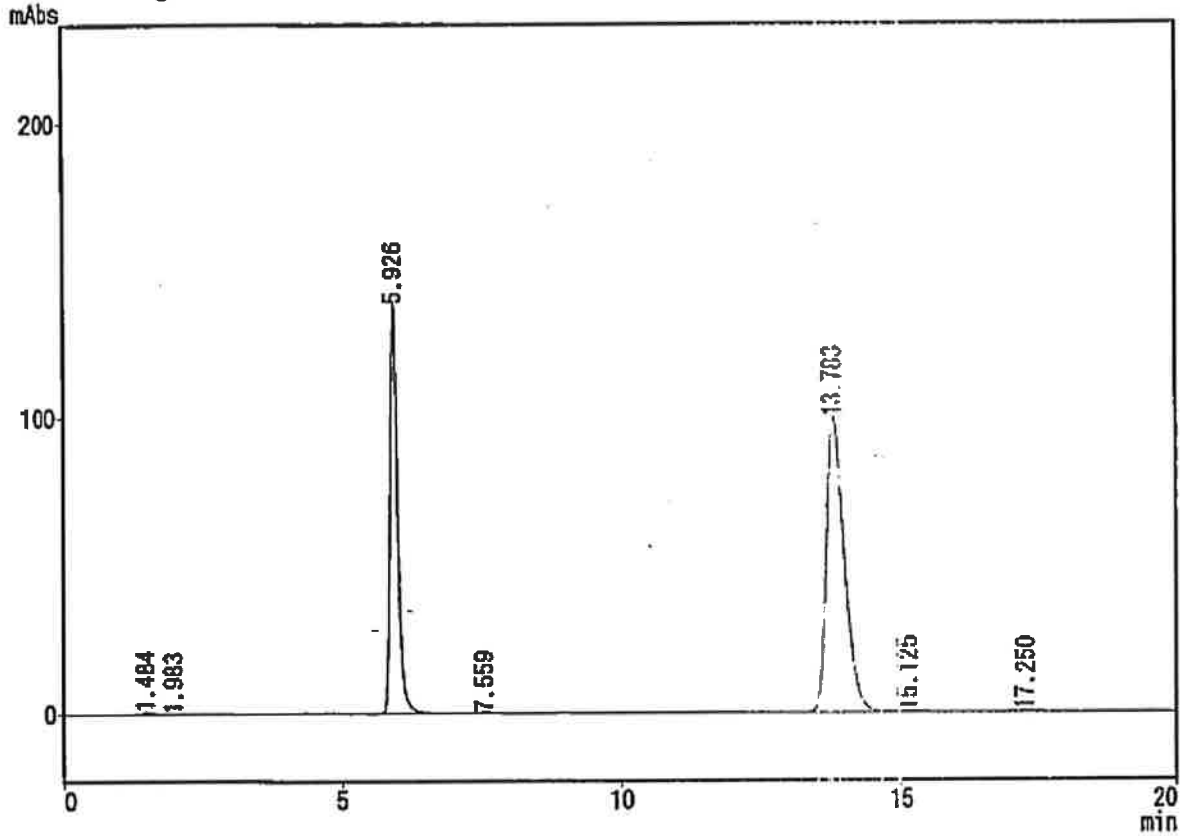


*** Peak Report ***

PKNO	TIME	AREA	HEIGHT	PK	IDNO	CONC	NAME
1	1.481	8013	856	V		0.2234	
2	1.975	2081	116	V		0.0580	
3	5.912	1353829	139609			37.7542	
4	7.525	3736	310			0.1042	
5	13.707	2207348	99386			61.5562	
6	15.032	3013	165			0.0840	
7	17.168	7685	316			0.2199	
		3585905	240758			100.0000	

Sample: A-03
 ID: 60°C-4W
 Type: Unknown sample
 Detector: SPD-10A single
 Operator: Shirou Sawa
 Method: !AHR1028.MET

*** Chromatogram *** Filename: AH2T05.C04

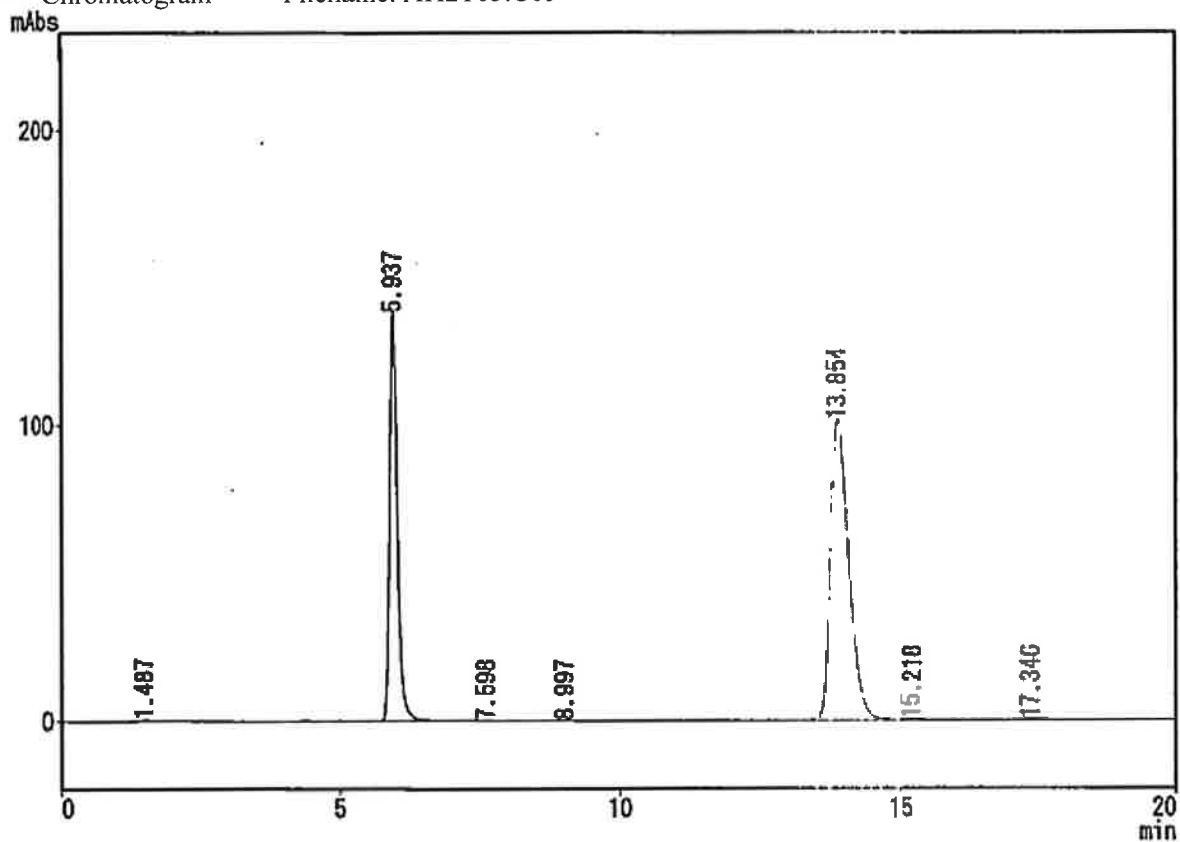


*** Peak Report ***

PKNO	TIME	AREA	HEIGHT	MK	IDNO	CONC	NAME
1	1.484	8194	835	V		0.2285	
2	1.983	2091	101	V		0.0578	
3	5.926	1354214	138961			37.4328	
4	7.559	3522	293			0.0974	
5	13.783	2232104	99359			61.6991	
6	15.125	10454	363	V		0.2890	
7	17.250	7146	291			0.1975	
		3617726	240204			100.0000	

Sample: A-04
 ID: 60°C-4W
 Type: Unknown sample
 Detector: SPD-10A single
 Operator: Shirou Sawa
 Method: !AHR1028.MET

*** Chromatogram *** Filename: AH2T05.C05



*** Peak Report ***

PKNO	TIME	AREA	HEIGHT	MK	IDNO	CONC	NAME
1	1.487	6295	752			0.1711	
2	5.937	1353039	139054			36.7796	
3	7.598	1753	143			0.0477	
4	8.997	1041	76			0.0283	
5	13.854	2296583	101686			62.4279	
6	15.218	12282	462	V		0.3339	
7	17.346	7785	306			0.2118	
		3678778	242479			100.0000	

17:34:08

Sample: STD

ID:

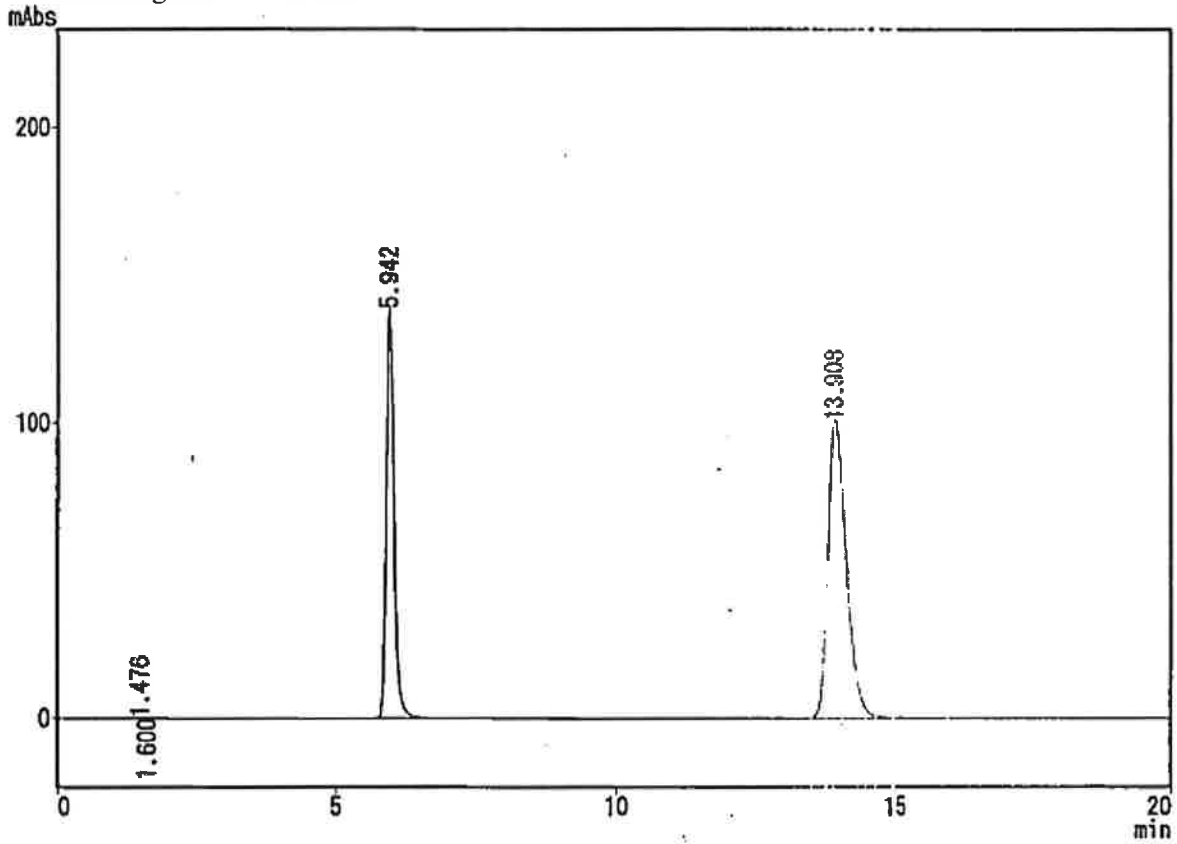
Type: Unknown sample

Detector: SPD-10A single

Operator: Shirou Sawa

Method: !AHR1028.MET

*** Chromatogram *** Filename: AH2T05.C06



*** Peak Report ***

PKNO	TIME	AREA	HEIGHT	MK	IDNO	CONC	NAME
1	1.476	2196	184	V		0.0604	
2	1.600	1306	119	V		0.0360	
3	5.942	1353252	138822			37.2551	
4	13.908	2275645	100380			62.6485	
		3632399	239505			100.0000	

Stability of bromfenac sodium
 Lot No. 02S051

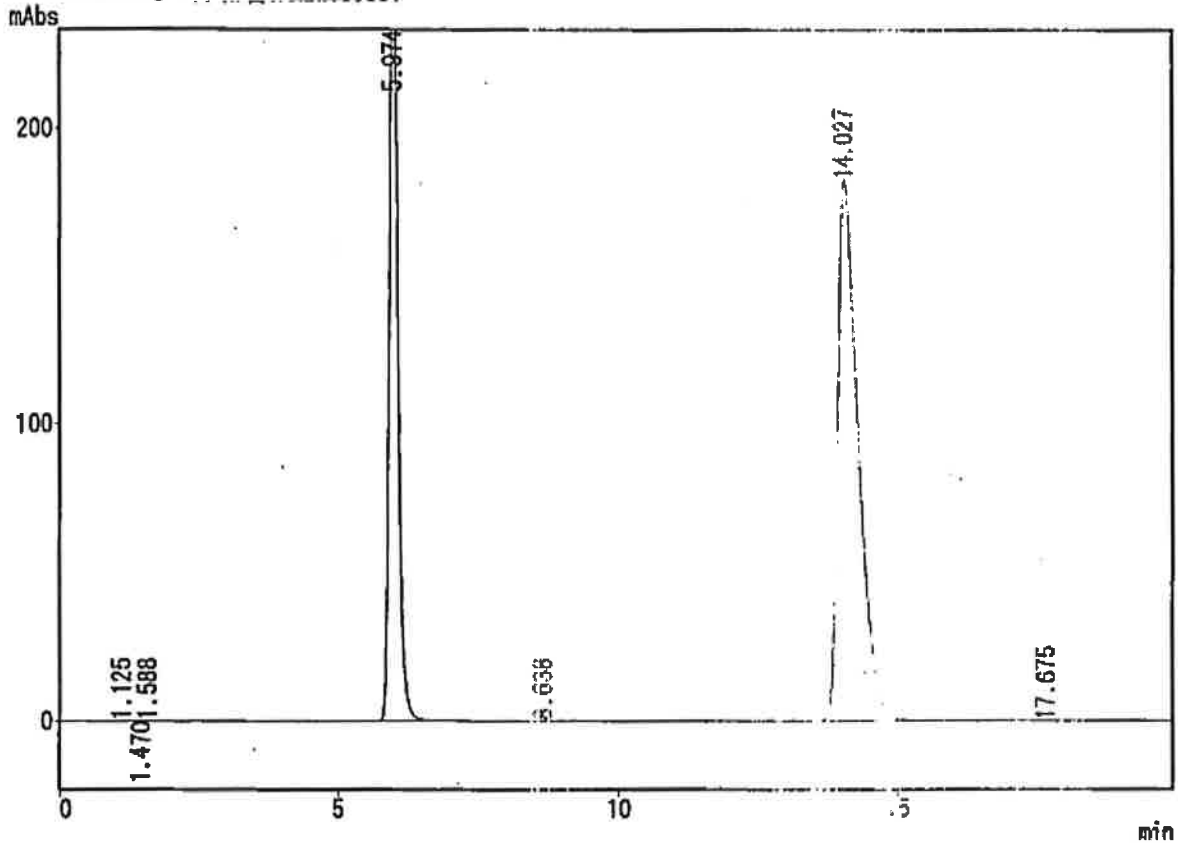
Test code: P2002B131
 Tester: Shirou Sawa
 Test date: 10 September 2002

ID	Chromato No.	AHR	Peak Area IS	Ratio	Conc. (mg/mL)	Remaining (%)	Correction (%)	pH	F.I.M.	Turbid	Permeation (%)
STD	AH2W10.C01	4619110	2799031	1.6503							
STD	AH2W10.C10	4689170	2784914	1.6479							
STD	Mean			1.6491	0.10060						
A-01	40°C-2M AH2W10.C02	4400120	2802864	1.5699	0.09577	96.36	95.89	8.18	—	—	0.49
A-02	40°C-2M AH2W10.C03	4371674	2790031	1.5669	0.09559	95.22	94.75	8.21	—	—	0.49
A-03	40°C-2M AH2W10.C04	4370724	2772844	1.5763	0.09616	96.24	95.69	8.18	—	—	0.57
A-04	40°C-2M AH2W10.C05	4438004	2775214	1.5992	0.09756	97.35	96.83	8.17	—	—	0.53

Test substance	AHR10282B	Test code	P2002B131	Test date	10 September 2002
Test item				Tester	Shirou Sawa
IS: 0.020123333g of methyl p-hydroxybenzoate + diluted mobile phase → 100mL					
STD: 0.02012g of AHR10282B + mobile phase → 20mL					
10-Sep-2002 11:49:09					
001:N + 0.02012 g					
		<i>pH</i>	<i>Ext. app.</i>	<i>Weight change</i>	
A-01	40°C-2M	8.18	—	9.1335	9.1066
A-02	↓	8.21	—	9.1203	9.0934
A-03	↓	8.18	—	8.7819	8.7526
A-04	↓	8.17	—	8.9829	8.9547
A-05	60°C-1W	8.16	—	8.5396	8.4403
A-06	60°C-1W	8.17	—	8.4586	8.3582
A-05	60°C-4W	8.13	—	8.4889	8.1719
A-06	60°C-4W	8.14	—	8.4207	8.0996
9/10 16:59 NO.25 pH 8.18 26.4°C					
9/10 17:00 NO.26 pH 8.21 26.7°C					
9/10 17:00 NO.27 pH 8.18 26.8°C					
9/10 17:01 NO.28 pH 8.17 26.9°C					
9/10 17:03 NO.29 pH 8.16 26.8°C					
9/10 17:04 NO.30 pH 8.17 26.8°C					
9/10 17:05 NO.31 pH 8.13 26.9°C					
9/10 17:06 NO.32 pH 8.14 27.0°C					

CLASS-LC10 Ver=1.62 System No=1 Ch=1 Report No=2 Data=AH2W10.D01 02/09/10
 15:44:50
 Sample: STD
 ID:
 Type: Unknown sample
 Detector: SPD-10A single
 Operator: Shirou Sawa
 Method: !AHR1028.MET

*** Chromatogram *** Filename: AH2W10.C01

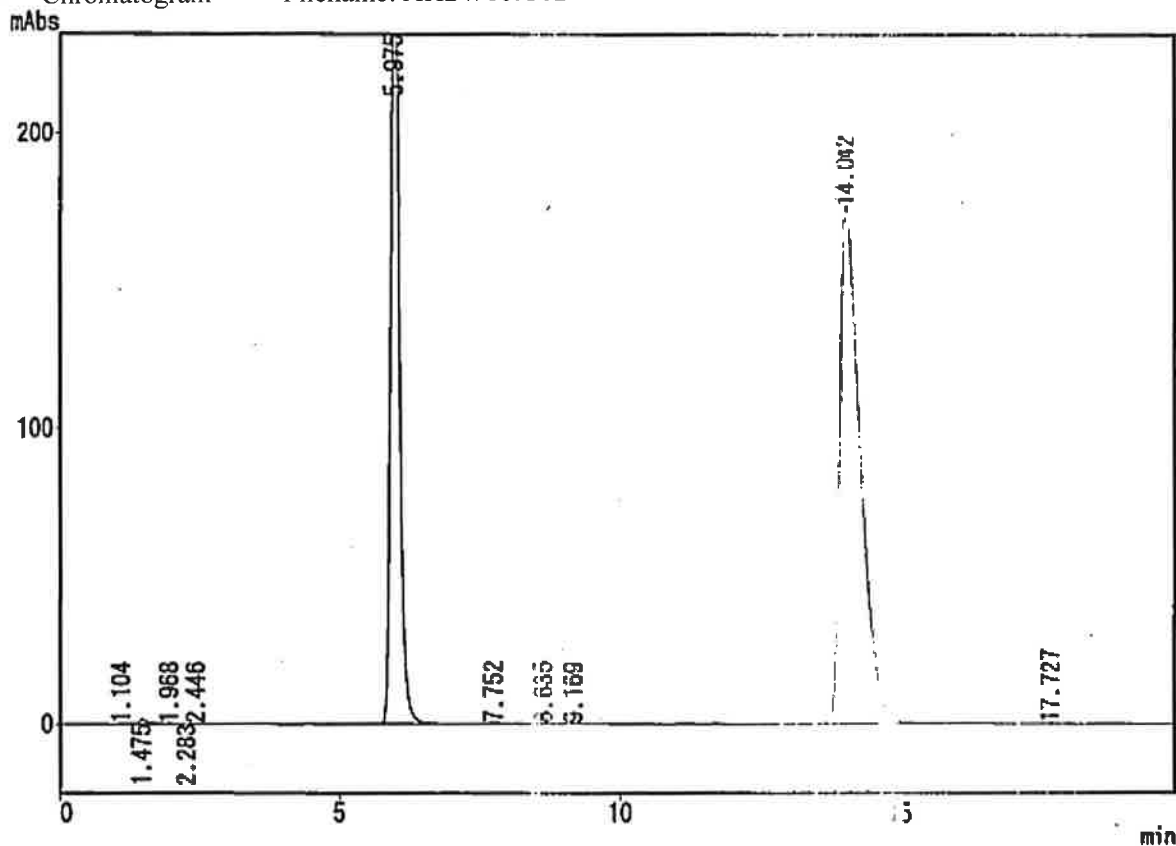


*** Peak Report ***

PKNO	TIME	AREA	HEIGHT	MK	ID#C	CONC	NAME
1	1.125	1083	78			0.0146	
2	1.470	2163	204	V		0.0291	
3	1.588	1489	159	V		0.0200	
4	5.974	2799031	280500	S		37.6529	
5	8.638	9408	383			0.1266	
6	14.027	4619110	181975			62.1368	
7	17.675	1486	81			0.0200	
		7433771	463360			100.0000	

CLASS-LC10 Ver=1.62 System No=1 Ch=1 Report No=3 Data=AH2W10.D02 02/09/10 16:04:56
 Sample: A-01
 ID: 40°C-2M
 Type: Unknown sample
 Detector: SPD-10A single
 Operator: Shirou Sawa
 Method: !AHR1028.MET

*** Chromatogram *** Filename: AH2W10.C02

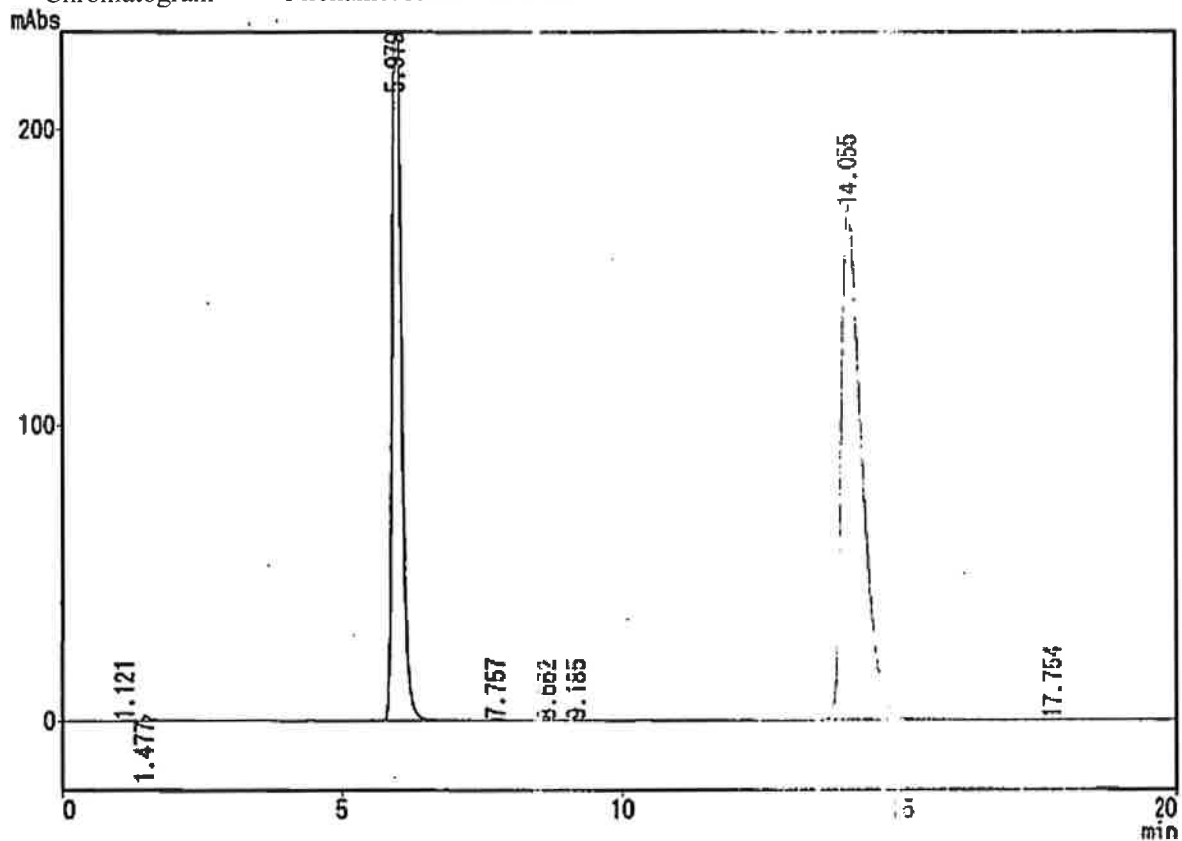


*** Peak Report ***

PKNO	TIME	AREA	HEIGHT	MK	ID#	CONC	NAME
1	1.104	1671	129			0.0231	
2	1.475	13160	1506	V		0.1817	
3	1.968	1674	151	V		0.0231	
4	2.283	1000	84	V		0.0138	
5	2.446	1044	104	V		0.0144	
6	5.975	2802864	281181			38.7058	
7	7.752	6079	474			0.0839	
8	8.635	5958	262			0.0823	
9	9.169	2575	149	V		0.0356	
10	14.042	4400120	174275	S		60.7629	
11	17.727	5319	209			0.0734	
		7241462	458524			100.0000	

CLASS-LC10 Ver=1.62 System No=1 Ch=1 Report No=4 Data=AH2W10.D03 02/09/10 16:25:02
 Sample: A-02
 ID: 40°C-2M
 Type: Unknown sample
 Detector: SPD-10A single
 Operator: Shirou Sawa
 Method: !AHR1028.MET

*** Chromatogram *** Filename: AH2W10.C03



*** Peak Report ***

PKNO	TIME	AREA	HEIGHT	MK	ID:G	CONC	NAME
1	1.121	1530	119			0.0213	
2	1.477	13680	1697	V		0.1902	
3	5.979	2790031	280527	V		38.7821	
4	7.757	6303	503			0.0876	
5	8.662	2925	135			0.0407	
6	9.185	2466	126	V		0.0343	
7	14.055	4371674	173483			60.7673	
8	17.754	5513	214			0.0766	
		7194122	456783			100.0000	

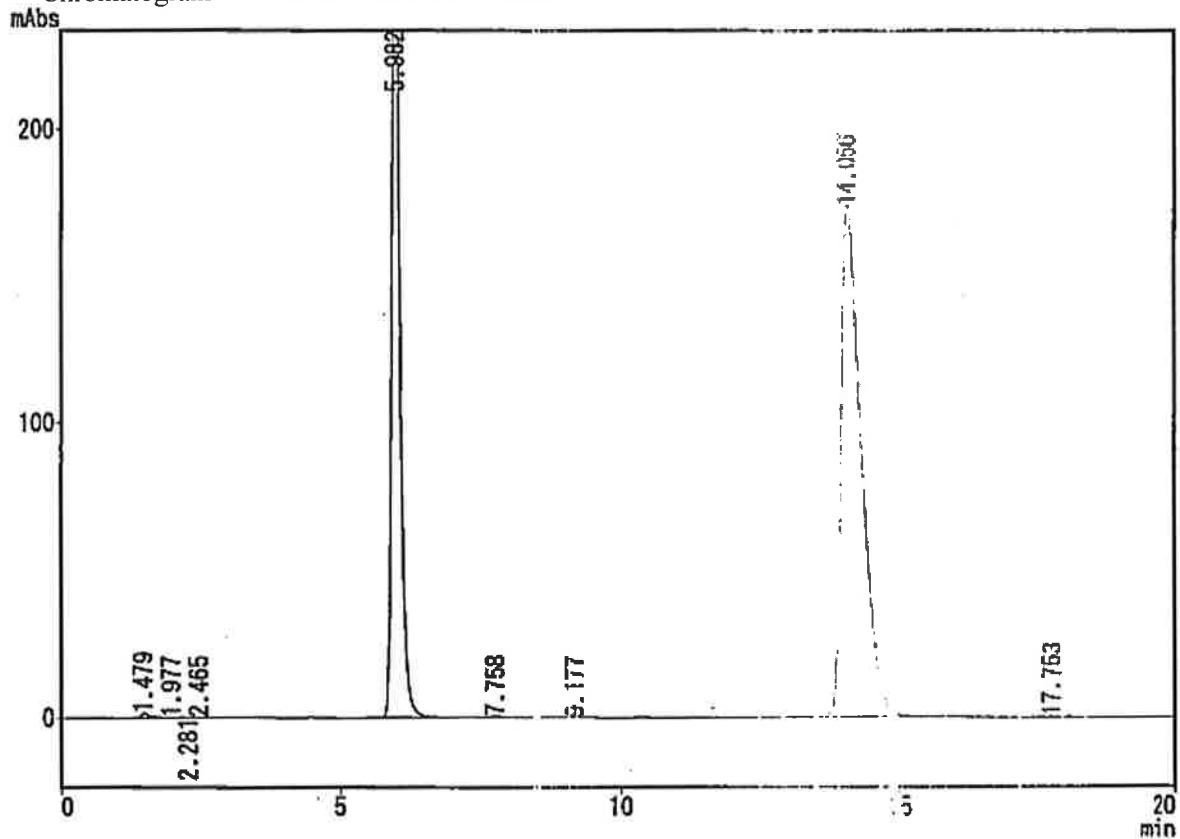
4 - 1/1

02/09/10 16:45:12

6

Sample: A-03
 ID: 40°C-2M
 Type: Unknown sample
 Detector: SPD-10A single
 Operator: Shirou Sawa
 Method: !AHR1028.MET

*** Chromatogram *** Filename: AH2W10.C04



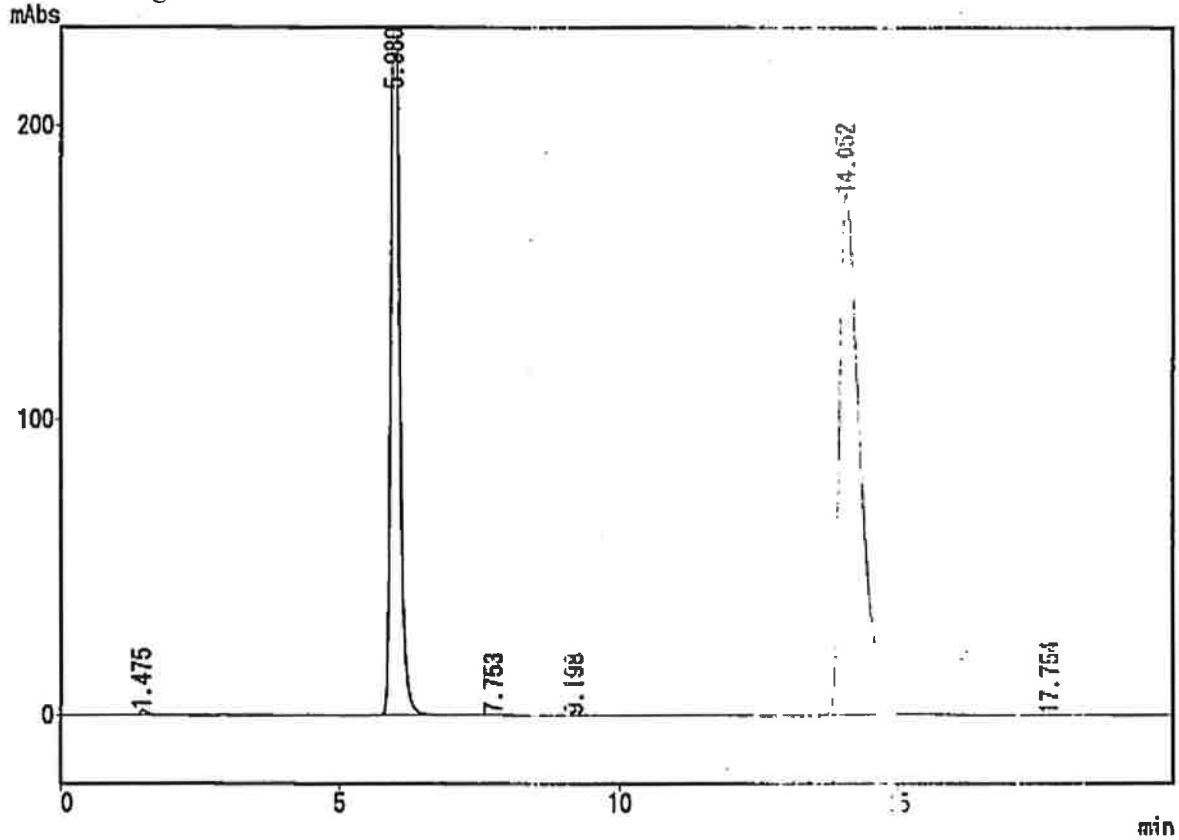
*** Peak Report ***

PKNO	TIME	AREA	HEIGHT	MK	IDEQ	CONC	NAME
1	1.479	13582	1590	V		0.1893	
2	1.977	1971	157	V		0.0275	
3	2.281	1187	103	V		0.0165	
4	2.465	1225	98	V		0.0171	
5	5.982	2772844	278821	V		38.6498	
6	7.758	6321	496			0.0881	
7	9.177	1370	102			0.0191	
8	14.056	4370724	173373			60.9221	
9	17.753	5063	199			0.0706	

7174285 454939 100.0000

Sample: A-04
 ID: 40°C-2M
 Type: Unknown sample
 Detector: SPD-10A single
 Operator: Shirou Sawa
 Method: !AHR1028.MET

*** Chromatogram *** Filename: AH2W10.C05



*** Peak Report ***

PKNO	TIME	AREA	HEIGHT	MK	DI:G	CONC	FAME
1	1.475	18535	1704	SV		0.2284	
2	5.980	2775214	280141	V		38.3349	
3	7.753	2827	230			0.0391	
4	9.198	1552	111			0.0214	
5	14.052	4438004	176335			61.3035	
6	17.754	5262	210			0.0727	
		7239394	458731			100.0000	

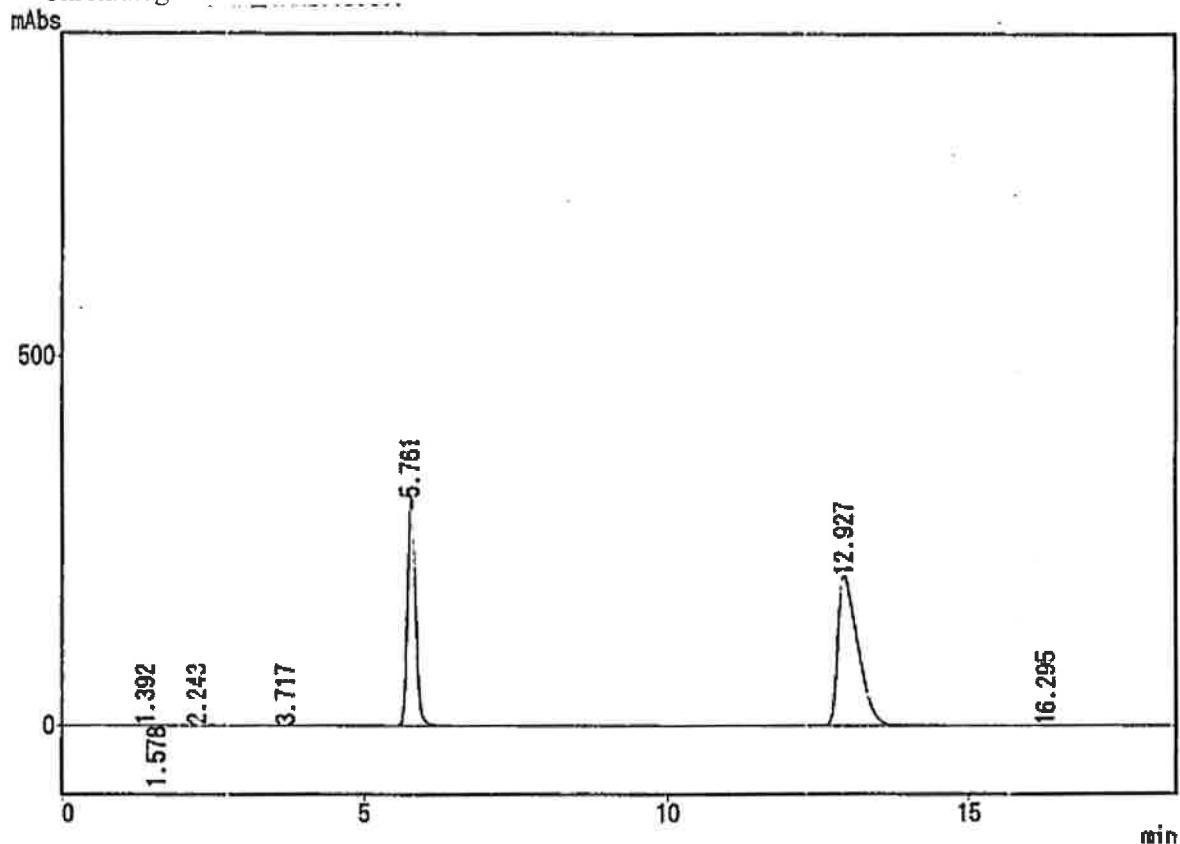
Stability of bromfenac sodium
 Lot No. 02S051

Test code: P2002B131
 Tester: Shirou Sawa
 Test date: 13 November 2002

ID	Chromato No.	AHR	Peak Area IS	Ratio	Conc. (mg/mL)	Remaining (%)	Correction (%)	pH	F.I.M.	Turbid	Permeation (%)
STD	AH2Y13.C17	4568030	2793072	1.6355							
STD	AH2Y13.C22	4568150	2785109	1.6402							
STD	Mean			1.6379	0.09980						
A-01	40°C-4M AH2Y13.C18	4306875	2788894	1.5443	0.09410	94.68	93.59	8.19	—	—	1.15
A-02	40°C-4M AH2Y13.C19	4283036	2781720	1.5397	0.09382	93.46	92.50	8.19	—	—	1.03
A-03	40°C-4M AH2Y13.C20	4281426	2779313	1.5405	0.09387	93.95	92.95	8.19	—	—	1.06
A-04	40°C-4M AH2Y13.C21	4407946	2776019	1.5879	0.09675	98.54	95.50	8.20	—	—	1.08

CLASS-LC10 Ver=1.62 System No=1 Ch=1 Report No=92 Data=AH2Y13.D17 02/11/13 19:53:42
 Sample: STD
 ID:
 Type: Unknown sample
 Detector: SPD-10A single
 Operator: Shirou Sawa
 Method: !AHR1028.MET

*** Chromatogram *** Filename: AH2Y13.C17

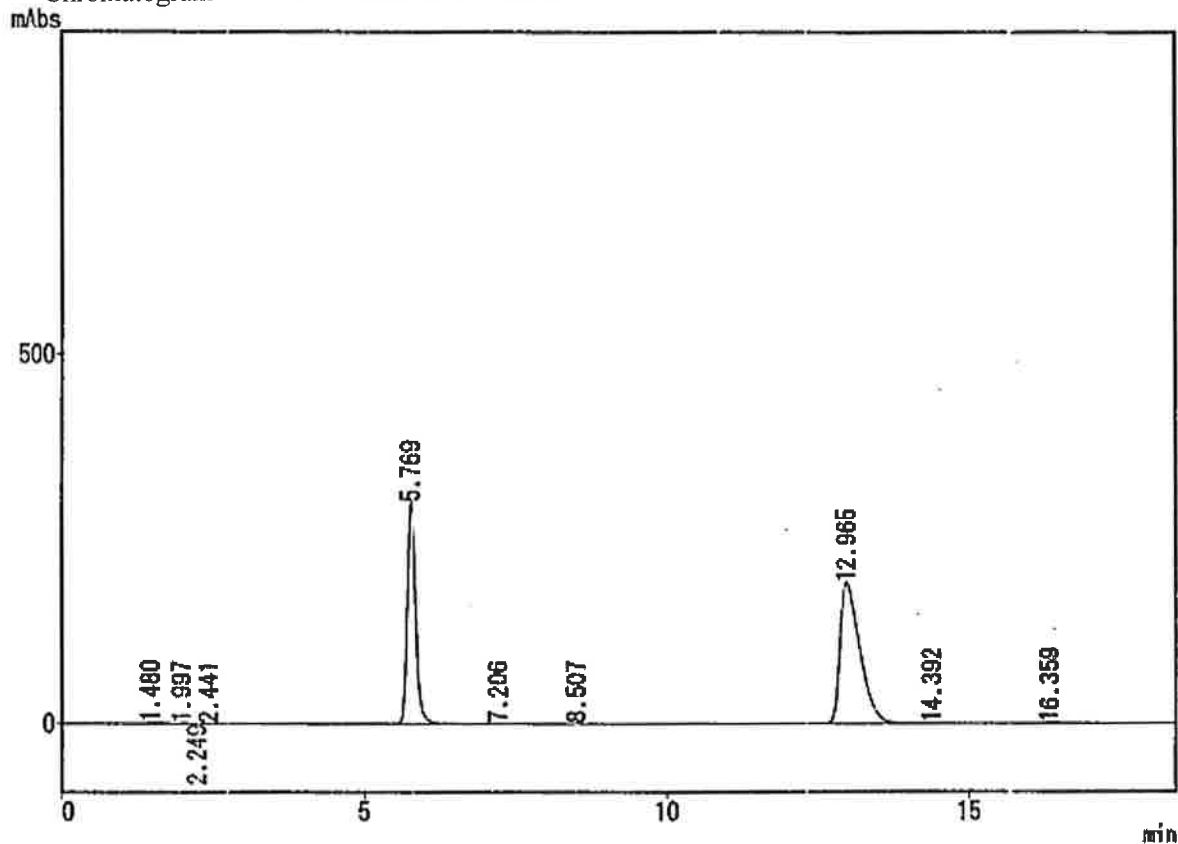


*** Peak Report ***

PKNO	TIME	AREA	HEIGHT	MK	IDNO	CONC	NAME
1	1.392	1169	135	V		0.0159	
2	1.578	1403	160	V		0.0190	
3	2.243	2485	346			0.0337	
4	3.717	5849	189			0.0793	
5	5.761	2793072	306801			37.8821	
6	12.927	4568030	202625	S		61.9556	
7	16.295	1065	58			0.0144	
		7373072	510315			100.0000	

CLASS-LC10 Ver=1.62 System No=1 Ch=1 Report No=93 Data=AH2Y13.D18 02/11/13 20:13:42
 Sample: A-01
 ID: 40°C-4M
 Type: Unknown sample
 Detector: SPD-10A single
 Operator: Shirou Sawa
 Method: !AHR1028.MET

*** Chromatogram *** Filename: AH2Y13.C18



*** Peak Report ***

PKNO	TIME	AREA	HEIGHT	MK	IDNO	CONC	NAME
1	1.480	12300	1194	V		0.1723	
2	1.997	2187	205	V		0.0308	
3	2.249	4370	511	V		0.0612	
4	2.441	1458	149	V		0.0204	
5	5.769	2788894	299943	S		39.0672	
6	7.206	8268	708	T		0.1158	
7	8.507	2288	162			0.0320	
8	12.965	4308875	190172	S		60.3313	
9	14.392	3480	209	T		0.0487	
10	16.359	8592	367			0.1204	

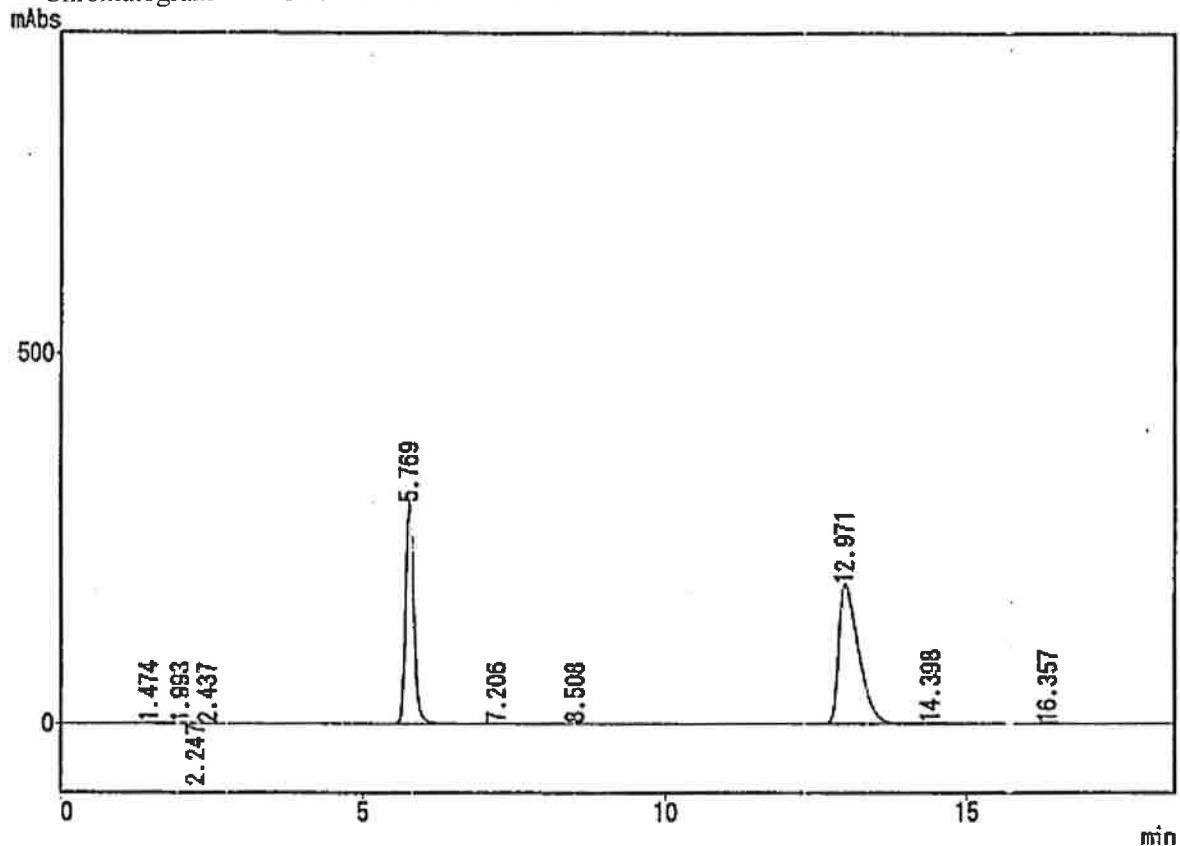
7:38710 493622 100.0000

93 - 1/1

02/11/13 20:32:26

CLASS-LC10 Ver=1.62 System No=1 Ch=1 Report No=94 Data=AH2Y13.D19 02/11/13 20:33:40
 Sample: A-02
 ID: 40°C-4M
 Type: Unknown sample
 Detector: SPD-10A single
 Operator: Shirou Sawa
 Method: !AHR1028.MET

*** Chromatogram *** Filename: AH2Y13.C19



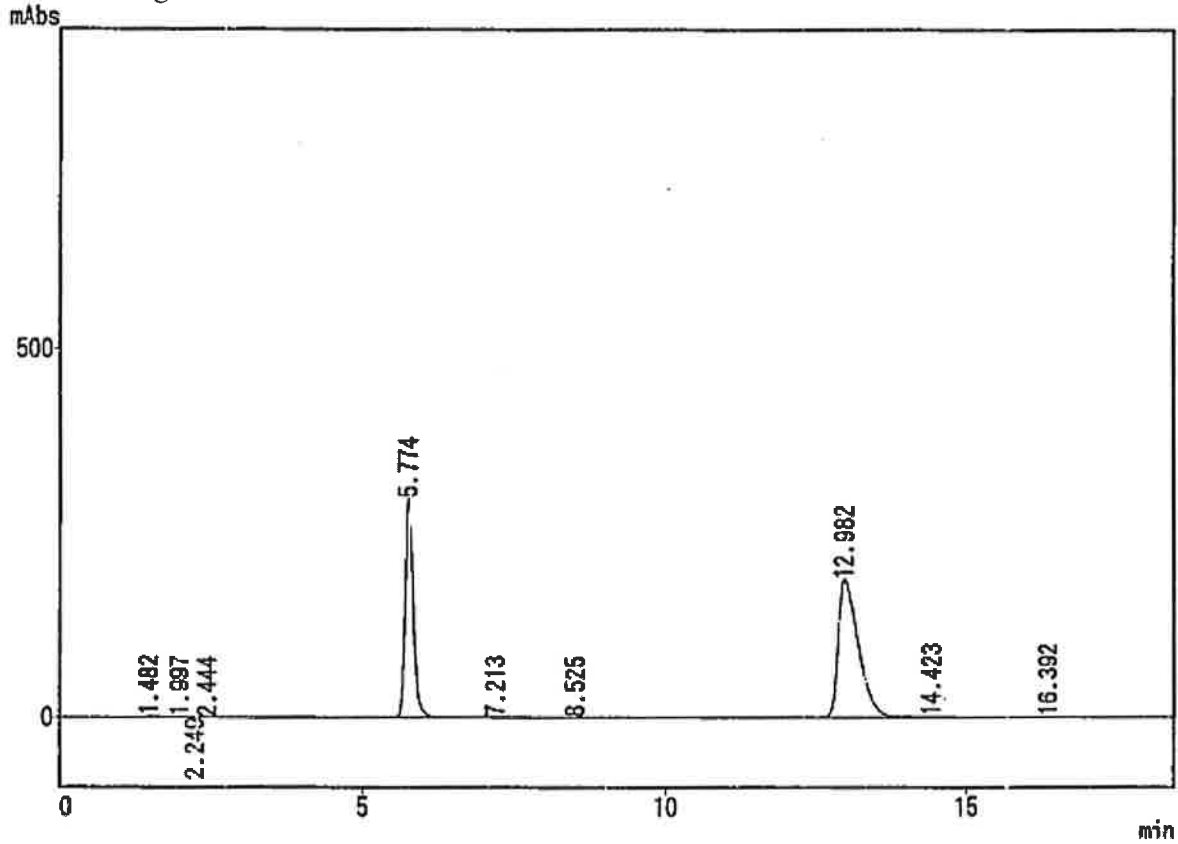
*** Peak Report ***

PKNO	TIME	AREA	HEIGHT	MK	IDNO	CONC	NAME
1	1.474	16063	1662	V		0.2259	
2	1.993	2329	217	V		0.0327	
3	2.247	4034	463	V		0.0567	
4	2.437	1444	145	V		0.0203	
5	5.769	2781720	299235	S		39.1128	
6	7.206	8886	761	T		0.1249	
7	8.508	2448	172			0.0344	
8	12.971	4283036	189293	S		60.2223	
9	14.398	3050	189	T		0.0429	
10	16.357	9032	386			0.1270	

7: 12042 492524 100.0000

CLASS-LC10 Ver=1.62 System No=1 Ch=1 Report No=95 Data=AH2Y13.D20 02/11/13 20:53:36
 Sample: A-03
 ID: 40°C-4M
 Type: Unknown sample
 Detector: SPD-10A single
 Operator: Shirou Sawa
 Method: !AHR1028.MET

*** Chromatogram *** Filename: AH2Y13.C20



*** Peak Report ***

PKNO	TIME	AREA	HEIGHT	MK	IDNO	CONC	NAME
1	1.482	10532	1104	V		0.1483	
2	1.997	2091	199			0.0294	
3	2.249	3685	416	V		0.0519	
4	2.444	1451	139	V		0.0204	
5	5.774	2779313	298508	S		39.1381	
6	7.213	8413	720	T		0.1185	
7	8.525	2397	170			0.0338	
8	12.982	4281426	189051	S		60.2908	
9	14.423	3504	213	T		0.0493	
10	16.392	8483	366			0.1195	

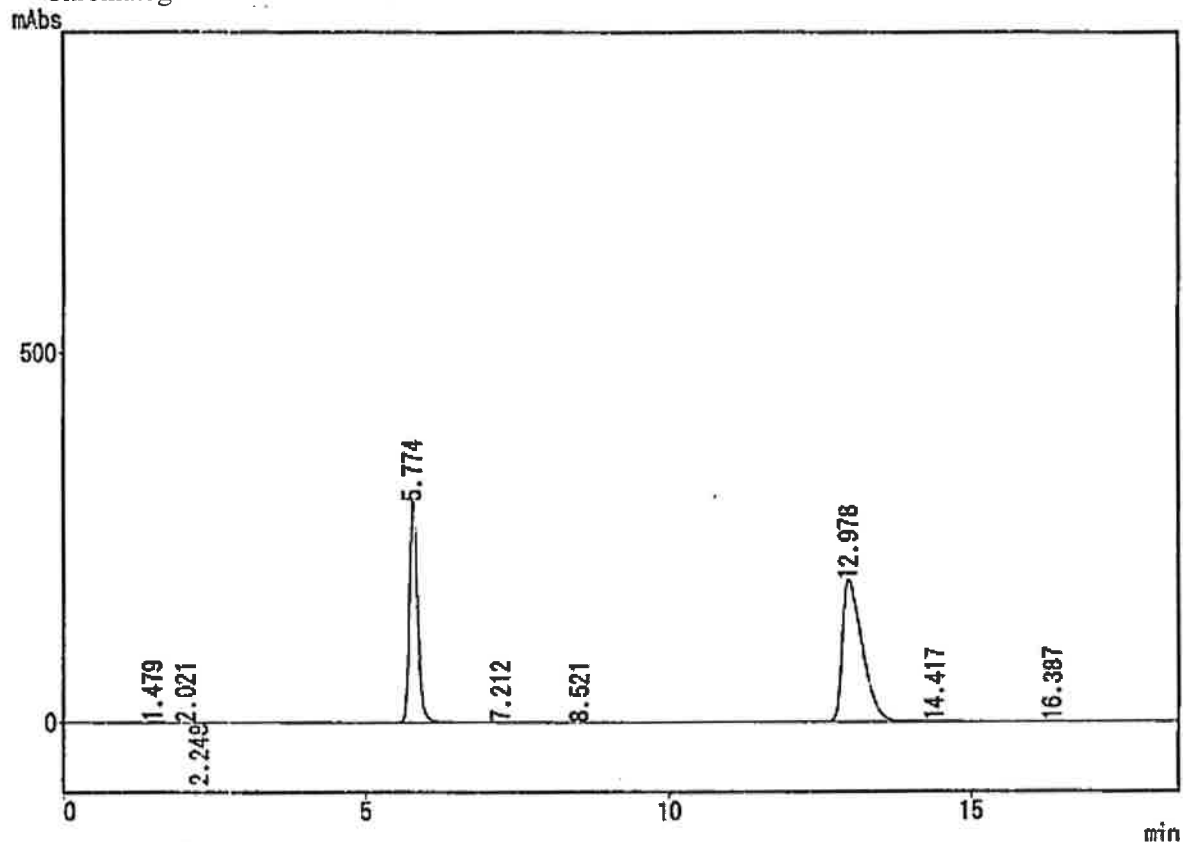
7101294 490885 100.0000

95 - 1/1

02/11/13 21:12:21

Sample: A-04
 ID: 40°C-4M
 Type: Unknown sample
 Detector: SPD-10A single
 Operator: Shirou Sawa
 Method: !AHR1028.MET

*** Chromatogram *** Filename: AH2Y13.C21

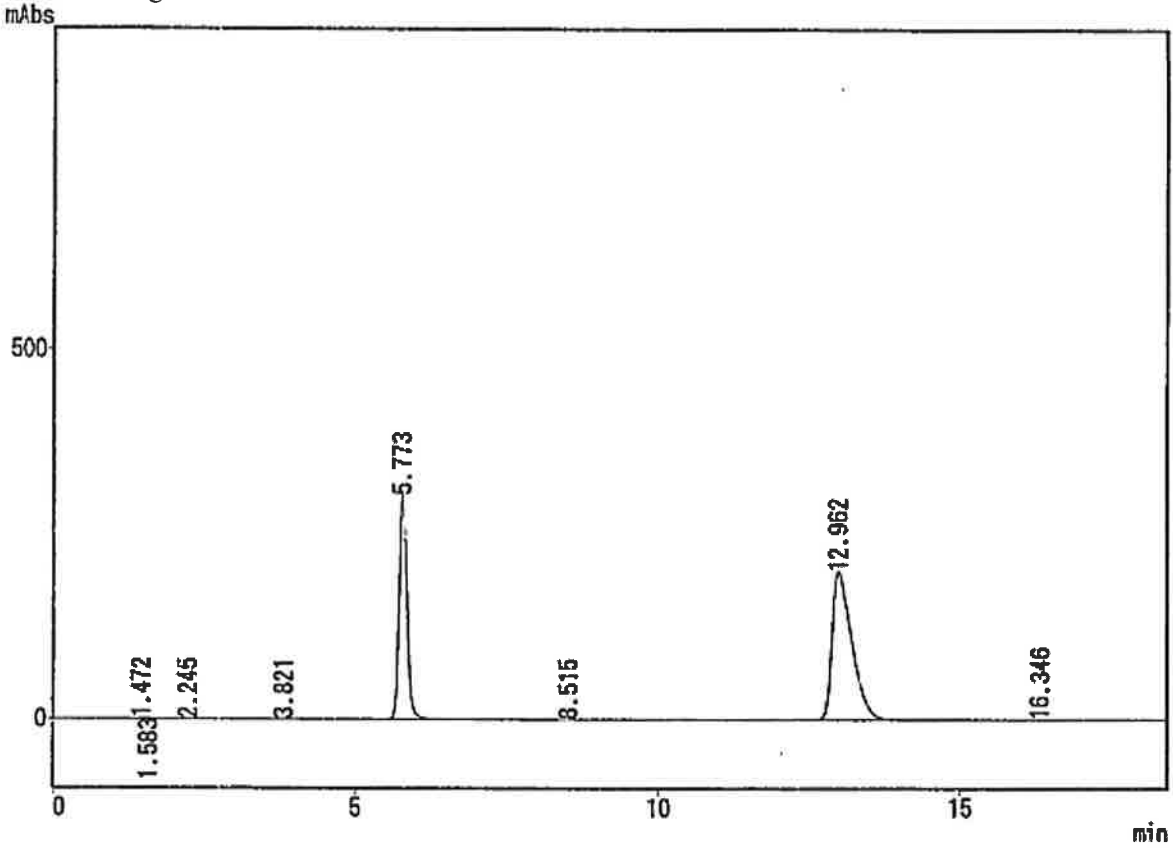


*** Peak Report ***

PKNO	TIME	AREA	HEIGHT	MK	IDNO	CONC	NAME
1	1.479	12894	1366	V		0.1785	
2	2.021	1395	135			0.0193	
3	2.248	2841	338	V		0.0393	
4	5.774	2776019	298879	V		38.4233	
5	7.212	4536	394			0.0628	
6	8.521	2141	157			0.0296	
7	12.978	4407846	193885	S		61.0110	
8	14.417	7349	403	T		0.1017	
9	16.387	9719	419			0.1345	
		7224840	495974			100.0000	

CLASS-LC10 Ver=1.62 System No=1 Ch=1 Report No=97 Data=AH2Y13.D22 02/11/13 21:33:32
 Sample: STD
 ID:
 Type: Unknown sample
 Detector: SPD-10A single
 Operator: Shirou Sawa
 Method: !AHR1028.MET

*** Chromatogram *** Filename: AH2Y13.C22



*** Peak Report ***

PKNO	TIME	AREA	HEIGHT	MK	IDNO	CONC	NAME
1	1.472	3388	280	V		0.0460	
2	1.583	1918	247	V		0.0281	
3	2.245	1315	198			0.0179	
4	3.821	1523	78			0.0207	
5	5.773	2785109	305132			37.8223	
6	8.515	1094	83			0.0148	
7	12.962	4568150	202151	S		62.0363	
8	16.346	1173	61			0.0159	
		7163870	508228			100.0000	

97 - 1/1

02/11/13 21:52:17

Stability of bromfenac sodium
 Lot No. 02S051

Test code: P2002B131
 Tester: Shirou Sawa
 Test date: 17 January 2003

ID	Chromato No.	AHR	Peak Area IS	Ratio	Conc. (mg/mL)	Remaining (%)	Correction (%)	pH	F.I.M.	Turbid
STD	AH3H17.C01	4549865	2846553	1.5984						
STD	AH3H17.C08	4565385	2858747	1.5970						
STD	Mean			1.5977	0.10095					
A-01	40°C-6M AH3H17.C02	4275502	2872101	1.4008	0.09408	94.64	92.90	8.17	-	-
A-02	40°C-6M AH3H17.C03	4243563	2866430	1.4804	0.09354	93.18	91.53	8.18	-	-
A-03	40°C-6M AH3H17.C04	4244241	2862118	1.4829	0.09370	93.78	92.11	8.17	-	-
A-04	40°C-6M AH3H17.C05	4386572	2871808	1.5275	0.09651	96.30	94.66	8.17	+	-

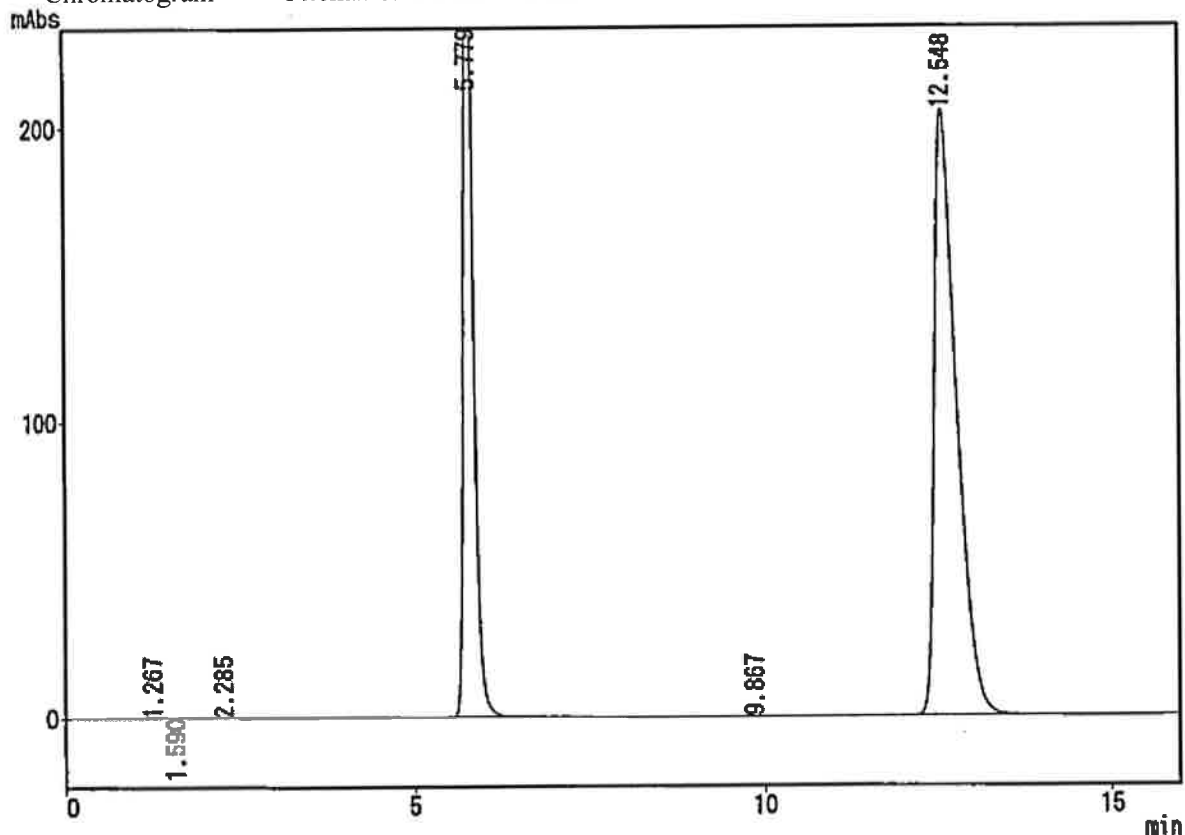
Stability of bromfenac sodium
Lot No. 02X221

Test code: P2002B131
Tester: Shirou Sawa
Test date: 17 January 2003

ID	Chromato No.	AHR	Peak Area IS	Ratio	Conc. (mg/mL)	Remaining (%)	Correction (%)	pH	F.I.M.	Turbid
STD	AH3H17.C08	4565385	2858747	1.5970						
STD	AH3H17.C15	4556169	2852477	1.5973						
STD	Mean			1.5972	0.10095					
A-01	40°C-2M AH3H17.C09	4381017	2860103	1.5310	0.09602	95.45	94.91	8.17	---	---
A-03	40°C-2M AH3H17.C10	4407379	2857141	1.5426	0.09750	97.40	96.84	8.16	---	---
BF	40°C-2M AH3H17.C11	4447937	2867651	1.5511	0.09804	96.07	95.53	8.23	---	---
A-01	25°C-2M AH3H17.C12	4455271	2874184	1.5501	0.09797	96.59	96.26	8.17	---	---
A-03	25°C-2M AH3H17.C13	4466866	2860635	1.5615	0.09869	98.59	98.25	8.15	---	---
BF	25°C-2M AH3H17.C14	4539904	2862632	1.5859	0.10024	98.23	97.93	8.23	---	---

CLASS-LC10 Ver=1.62 System No=1 Ch=1 Report No=34 Data=AH3H171.D01 03/01/17 17:43:48
 Sample: STD
 ID:
 Type: Unknown sample
 Detector: SPD-10A single
 Operator: Shirou Sawa
 Method: !AHR1028.MET

*** Chromatogram *** Filename: AH3H171.C01

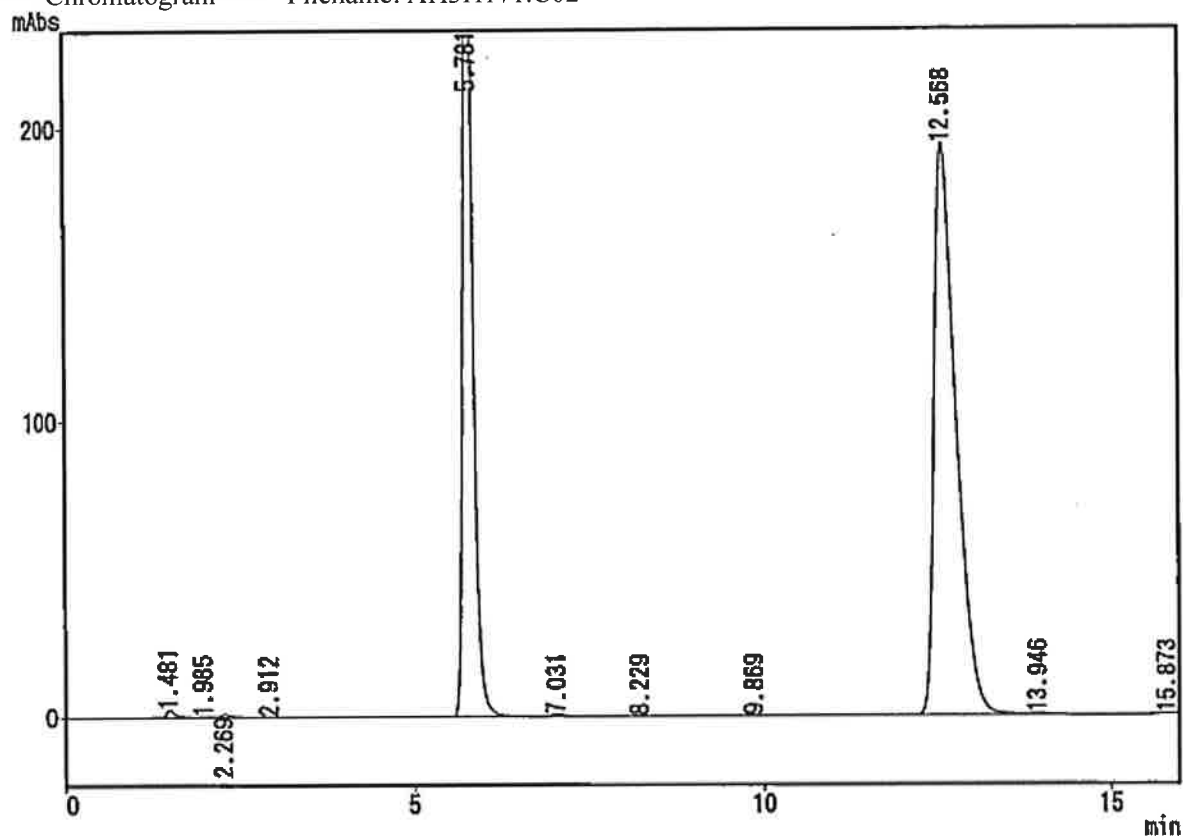


*** Peak Report ***

PKNO	TIME	AREA	HEIGHT	MK	IDNO	CONC	NAME
1	1.267	2015	103			0.0272	
2	1.590	1854	138	V		0.0250	
3	2.285	1836	245	V		0.0248	
4	5.779	2846553	306129			38.4442	
5	9.867	2251	146			0.0304	
6	12.548	4549865	205221			61.4483	
		7404374	511984			100.0000	

CLASS-LC10 Ver=1.62 System No=1 Ch=1 Report No=35 Data=AH3H171.D02 03/01/17 18:01:18
 Sample: A-01
 ID: 40°C-6M
 Type: Unknown sample
 Detector: SPD-10A single
 Operator: Shirou Sawa
 Method: !AHR1028.MET

*** Chromatogram *** Filename: AH3H171.C02

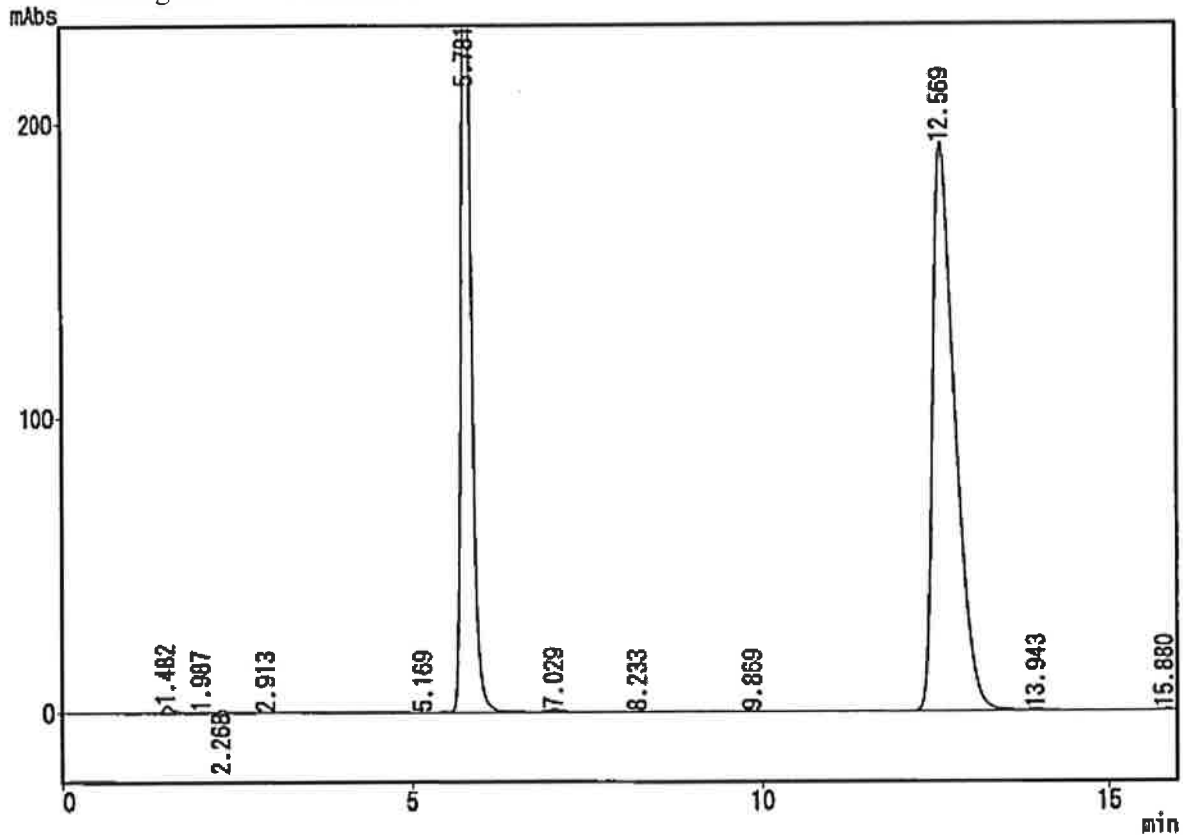


*** Peak Report ***

PKNO	TIME	AREA	HEIGHT	MK	IDNO	CONC	NAME
1	1.481	24769	2761	V		0.3433	
2	1.985	3260	295	V		0.0452	
3	2.269	12251	1138	V		0.1698	
4	2.912	2039	158	V		0.0283	
6	5.781	2872191	305372	S		39.8090	
6	7.031	9557	843	T		0.1325	
7	8.229	2437	175			0.0338	
8	9.869	3543	235			0.0491	
9	12.568	4275582	194154	S		59.2602	
10	13.946	6905	410	T		0.0957	
11	15.873	2399	175			0.0332	
		7214933	505716			100.0000	

CLASS-LC10 Ver=1.62 System No=1 Ch=1 Report No=36 Data=AH3H171.D03 03/01/17 18:18:46
 Sample: A-02
 ID: 40°C-6M
 Type: Unknown sample
 Detector: SPD-10A single
 Operator: Shirou Sawa
 Method: !AHR1028.MET

*** Chromatogram *** Filename: AH3H171.C03

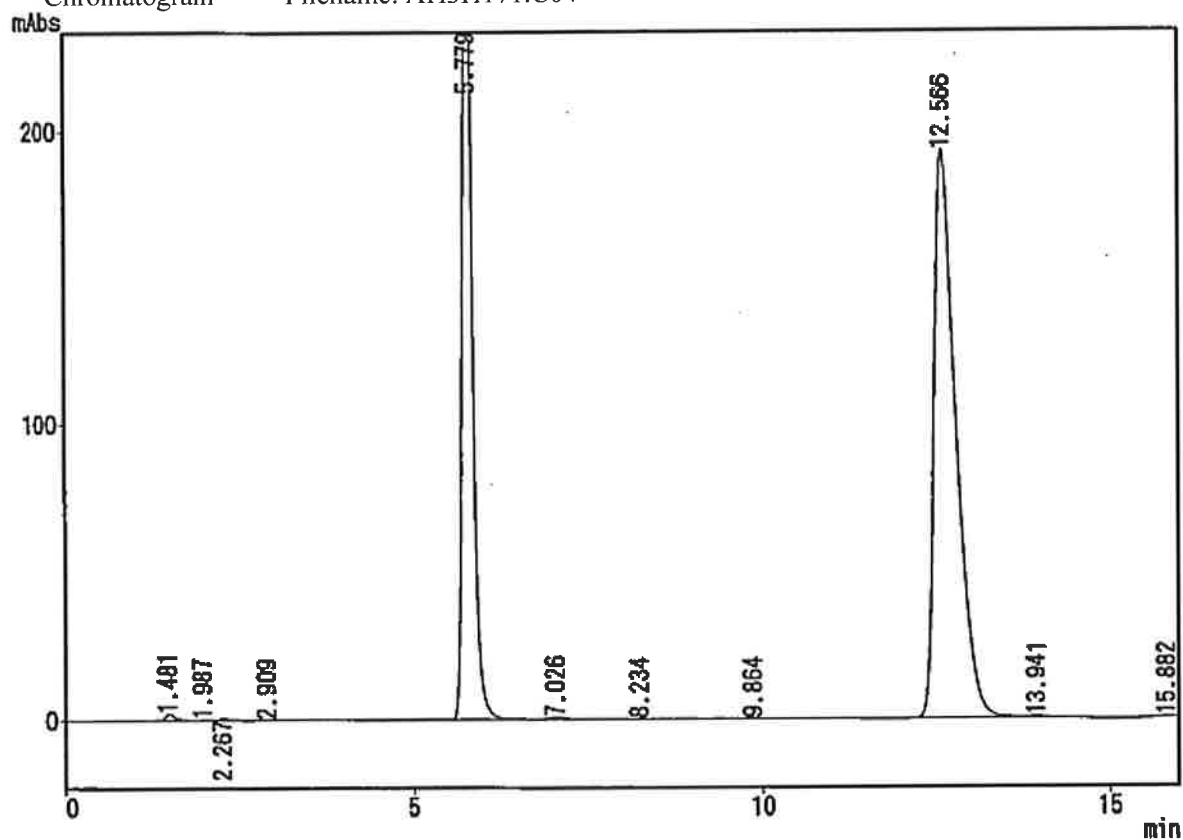


*** Peak Report ***

PKNO	TIME	AREA	HEIGHT	MK	IDNO	CONC	NAME
1	1.482	23146	2451	V		0.3225	
2	1.987	3457	291	V		0.0482	
3	2.268	10912	964	V		0.1521	
4	2.913	1941	150	V		0.0270	
5	5.169	2339	112			0.0326	
6	5.781	2866430	305065	SV		39.9444	
7	7.029	9796	870	T		0.1365	
8	8.233	2254	169			0.0314	
9	9.869	3656	240			0.0510	
10	12.569	4243563	193000	S		59.1351	
11	13.943	6425	381	T		0.0895	
12	15.880	2135	156			0.0288	
		7176053	503849			100.0000	

CLASS-LC10 Ver=1.62 System No=1 Ch=1 Report No=37 Data=AH3H171.D04 03/01/17 18:36:14
 Sample: A-03
 ID: 40°C-6M
 Type: Unknown sample
 Detector: SPD-10A single
 Operator: Shirou Sawa
 Method: !AHR1028.MET

*** Chromatogram *** Filename: AH3H171.C04



*** Peak Report ***

PKNO	TIME	AREA	HEIGHT	MK	IDNO	CONC	NAME
1	1.481	22004	2405	V		0.3070	
2	1.987	3113	277	V		0.0434	
3	2.267	9836	812	V		0.1372	
4	2.909	2135	154	V		0.0298	
5	6.779	2862118	305025	S		39.9298	
6	7.026	9443	837	T		0.1317	
7	8.234	2230	168			0.0311	
8	9.864	3765	242			0.0524	
9	12.566	4244241	192968	S		59.2120	
10	13.941	6633	393	T		0.0925	
11	15.882	2370	162			0.0331	

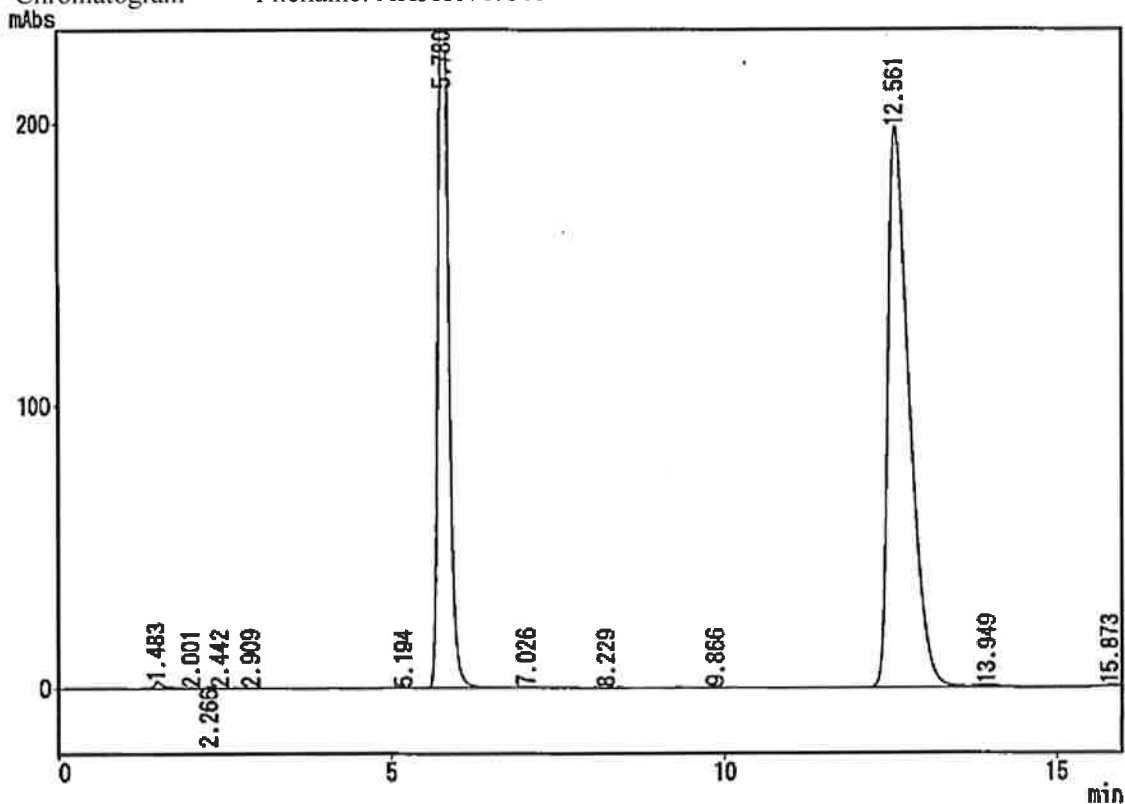
7167879 503443 100.0000

37 - 1/1

03/01/17 18:52:26

CLASS-LC10 Ver=1.62 System No=1 Ch=1 Report No=38 Data=AH3H171.D05 03/01/17 18:53:40
 Sample: A-04
 ID: 40°C-6M
 Type: Unknown sample
 Detector: SPD-10A single
 Operator: Shirou Sawa
 Method: !AHR1028.MET

*** Chromatogram *** Filename: AH3H171.C05



*** Peak Report ***

PKNO	TIME	AREA	HEIGHT	MK	IDNO	CONC	NAME
1	1.483	22252	2489	V		0.3039	
2	2.001	2292	185	V		0.0313	
3	2.266	5344	661	V		0.0730	
4	2.442	1877	201	V		0.0256	
5	2.909	1582	132	V		0.0213	
6	5.194	2724	128			0.0372	
7	5.780	2671000	305842	SV		39.2232	
8	7.026	5364	475	T		0.0733	
9	8.229	2204	164			0.0301	
10	9.866	3854	249			0.0526	
11	12.561	4386572	198560	S		59.9119	
12	13.949	13021	709	T		0.1778	
13	15.873	2832	214			0.0387	

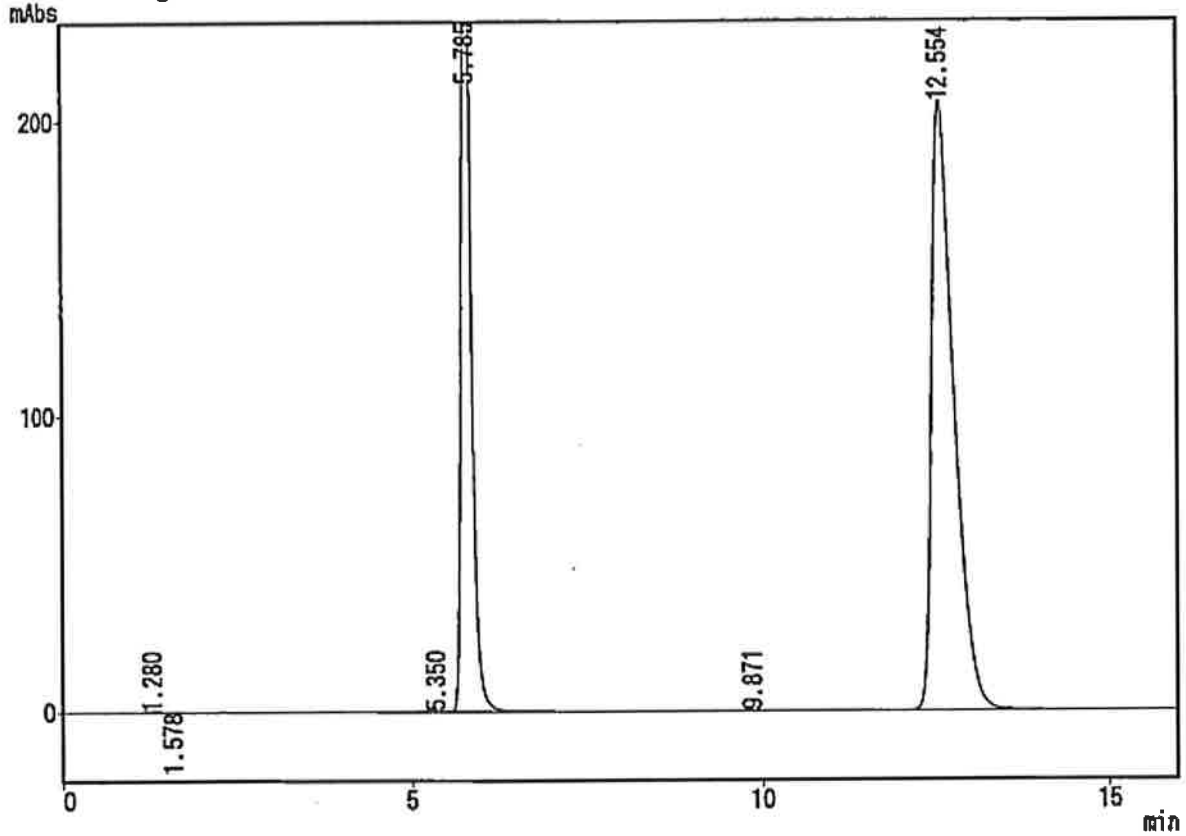
7321705 510007 100.0000

38 - 1/1

03/01/17 19:09:48

CLASS-LC10 Ver=1.62 System No=1 Ch=1 Report No=41 Data=AH3H171.D08 03/01/17 19:46:04
 Sample: STD
 ID:
 Type: Unknown sample
 Detector: SPD-10A single
 Operator: Shirou Sawa
 Method: !AHR1028.MET

*** Chromatogram *** Filename: AH3H171.C08

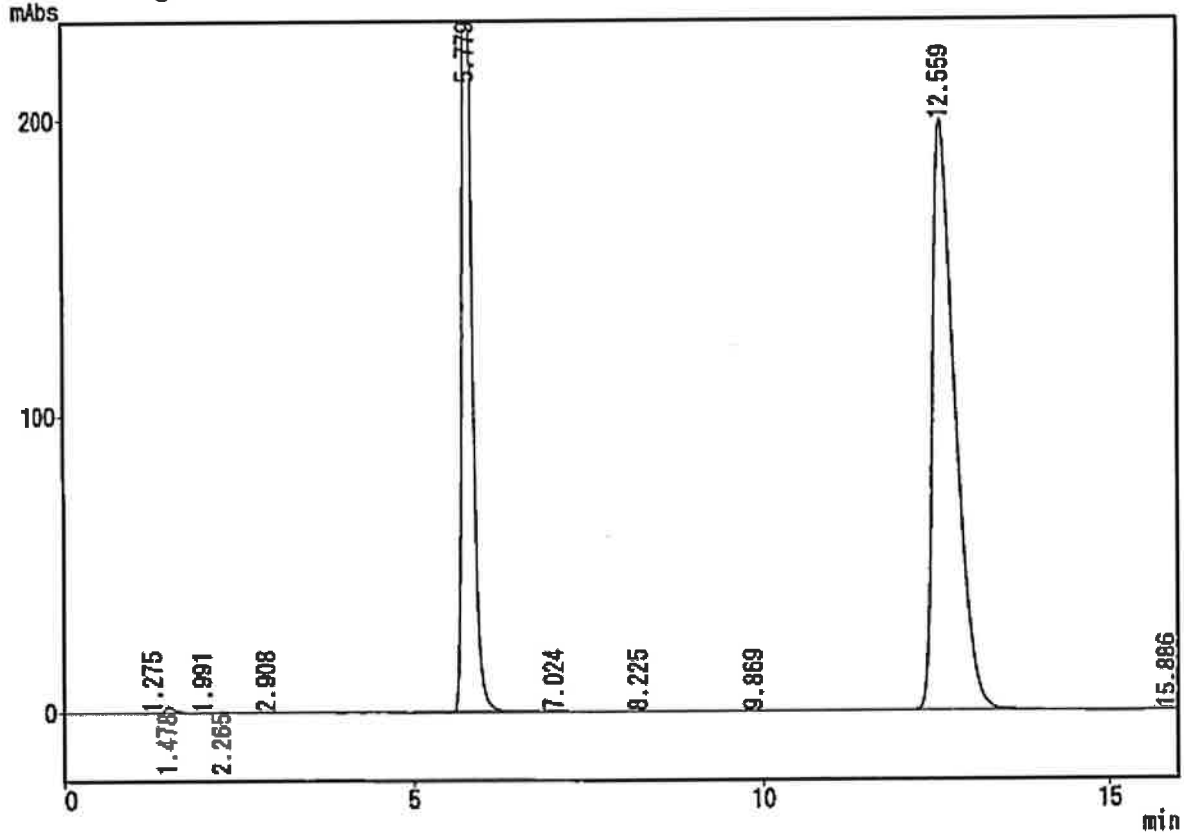


*** Peak Report ***

PKNO	TIME	AREA	HEIGHT	MK	IDNO	CONC	NAME
1	1.280	2421	137			0.0326	
2	1.578	2298	177	V		0.0309	
3	5.350	4420	178			0.0594	
4	5.785	2858747	306832	SV		38.4480	
5	9.871	2080	143			0.0280	
6	12.554	4565385	205732			61.4011	
		7435350	513197			100.0000	

CLASS-LC10 Ver=1.62 System No=1 Ch=1 Report No=42 Data=AH3H171.D09 03/01/17 20:03:30
 Sample: A-01
 ID: 40°C-2M
 Type: Unknown sample
 Detector: SPD-10A single
 Operator: Shirou Sawa
 Method: !AHR1028.MET

*** Chromatogram *** Filename: AH3H171.C09



*** Peak Report ***

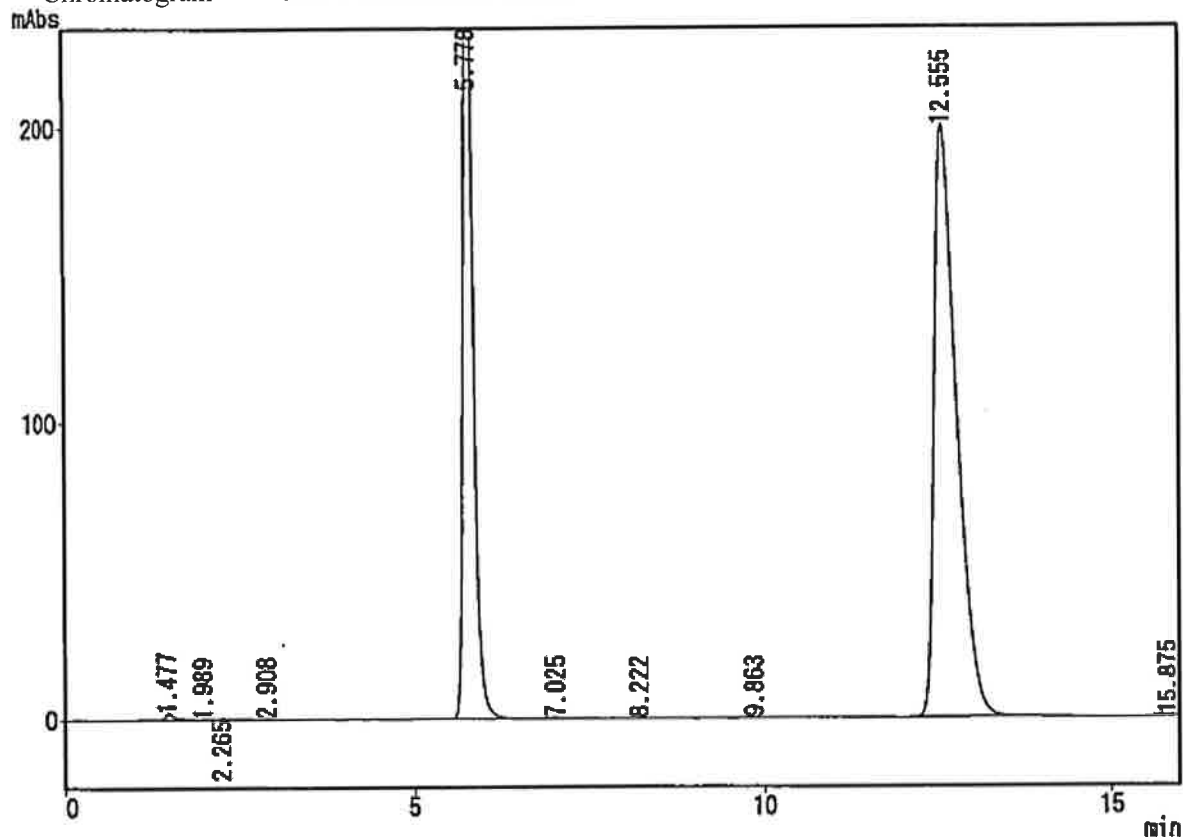
PKNO	TIME	AREA	HEIGHT	MK	IDNO	CONC	NAME
1	1.275	1761	120			0.0242	
2	1.478	20171	2257	V		0.2768	
3	1.991	2144	209	V		0.0294	
4	2.265	6473	477	V		0.0888	
5	2.908	2653	299	V		0.0364	
6	5.779	2860103	304472	S		39.2444	
7	7.024	5470	487	T		0.0761	
8	8.225	2784	205			0.0382	
9	9.869	4035	268			0.0554	
10	12.559	4381017	199015			60.1134	
11	15.886	1310	90			0.0180	
		7287920	507899			100.0000	

42 - 1/1

03/01/17 20:19:37

CLASS-LC10 Ver=1.62 System No=1 Ch=1 Report No=43 Data=AH3H171.D10 03/01/17 20:21:02
 Sample: A-03
 ID: 40°C-2M
 Type: Unknown sample
 Detector: SPD-10A single
 Operator: Shirou Sawa
 Method: !AHR1028.MET

*** Chromatogram *** Filename: AH3H171.C10

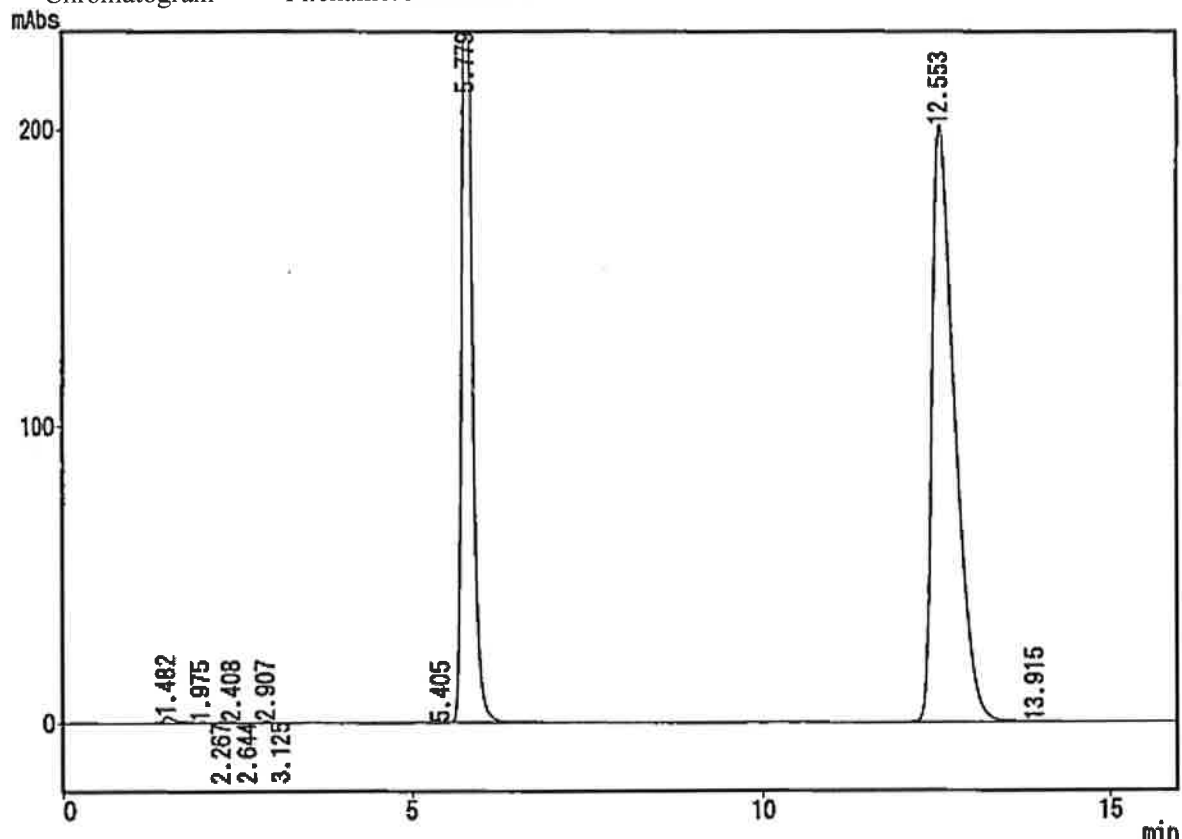


*** Peak Report ***

PKNO	TIME	AREA	HEIGHT	MK	IDNO	CONC	NAME
1	1.477	19859	2218	V		0.2717	
2	1.989	2205	226	V		0.0302	
3	2.265	6553	449	V		0.0896	
4	2.908	3186	322	V		0.0436	
5	5.778	2857141	304490	S		39.0859	
6	7.025	5594	496	T		0.0765	
7	8.222	2998	225			0.0410	
8	9.863	3790	249			0.0518	
9	12.555	4407379	200024			60.2933	
10	15.875	1193	90			0.0163	
		7309899	508789			100.0000	

CLASS-LC10 Ver=1.62 System No=1 Ch=1 Report No=44 Data=AH3H171.D11 03/01/17 20:38:30
 Sample: BF
 ID: 40°C-2M
 Type: Unknown sample
 Detector: SPD-10A single
 Operator: Shirou Sawa
 Method: !AHR1028.MET

*** Chromatogram *** Filename: AH3H171.C11



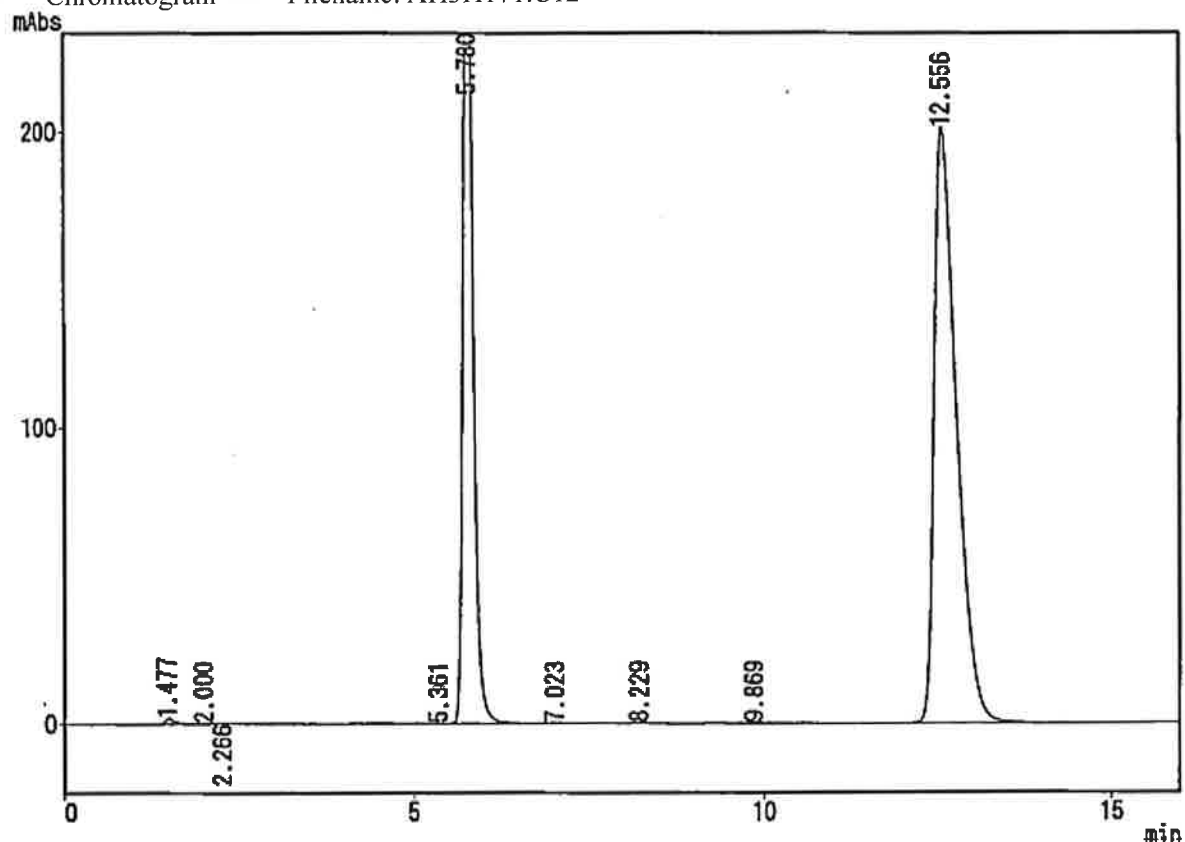
*** Peak Report ***

PKNO	TIME	AREA	HEIGHT	MK	IDNO	CONC	NAME
1	1.482	26094	2268	V		0.3544	
2	1.975	2029	250	V		0.0276	
3	2.267	3747	423	V		0.0509	
4	2.408	4698	560	V		0.0638	
5	2.644	1004	125	V		0.0136	
6	2.907	5257	673	V		0.0714	
7	3.125	1155	116	V		0.0157	
8	5.405	1033	78	V		0.0140	
9	5.779	2867651	305264	SV		38.9528	
10	12.553	4447937	201266	S		60.4186	
11	13.915	1261	77	T		0.0171	

7361865 511100 100.0000

Sample: A-01
 ID: 25°C-2M
 Type: Unknown sample
 Detector: SPD-10A single
 Operator: Shirou Sawa
 Method: !AHR1028.MET

*** Chromatogram *** Filename: AH3H171.C12

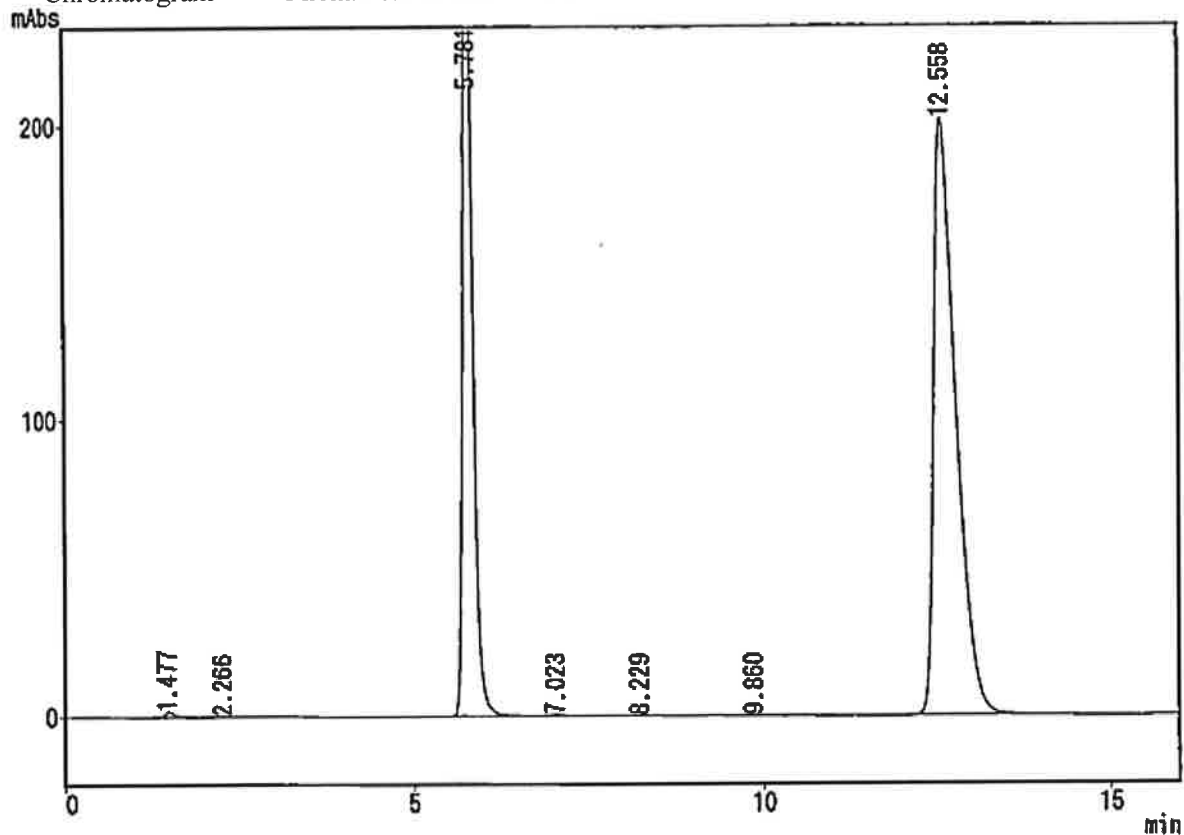


*** Peak Report ***

PKNO	TIME	AREA	HEIGHT	MK	IDNO	CONC	NAME
1	1.477	18139	1913	V		0.2462	
2	2.000	1561	139			0.0212	
3	2.266	3572	325	V		0.0485	
4	5.361	1580	74			0.0215	
5	5.780	2874184	306122	SV		39.0170	
6	7.023	3683	322	T		0.0500	
7	8.229	3994	295			0.0542	
8	9.869	4506	294	V		0.0612	
9	12.556	4455271	201390			60.4802	
		7366490	510873			100.0000	

CLASS-LC10 Ver=1.62 System No=1 Ch=1 Report No=46 Data=AH3H171.D13 03/01/17 21:13:28
 Sample: A-03
 ID: 25°C-2M
 Type: Unknown sample
 Detector: SPD-10A single
 Operator: Shirou Sawa
 Method: !AHR1028.MET

*** Chromatogram *** Filename: AH3H171.C13



*** Peak Report ***

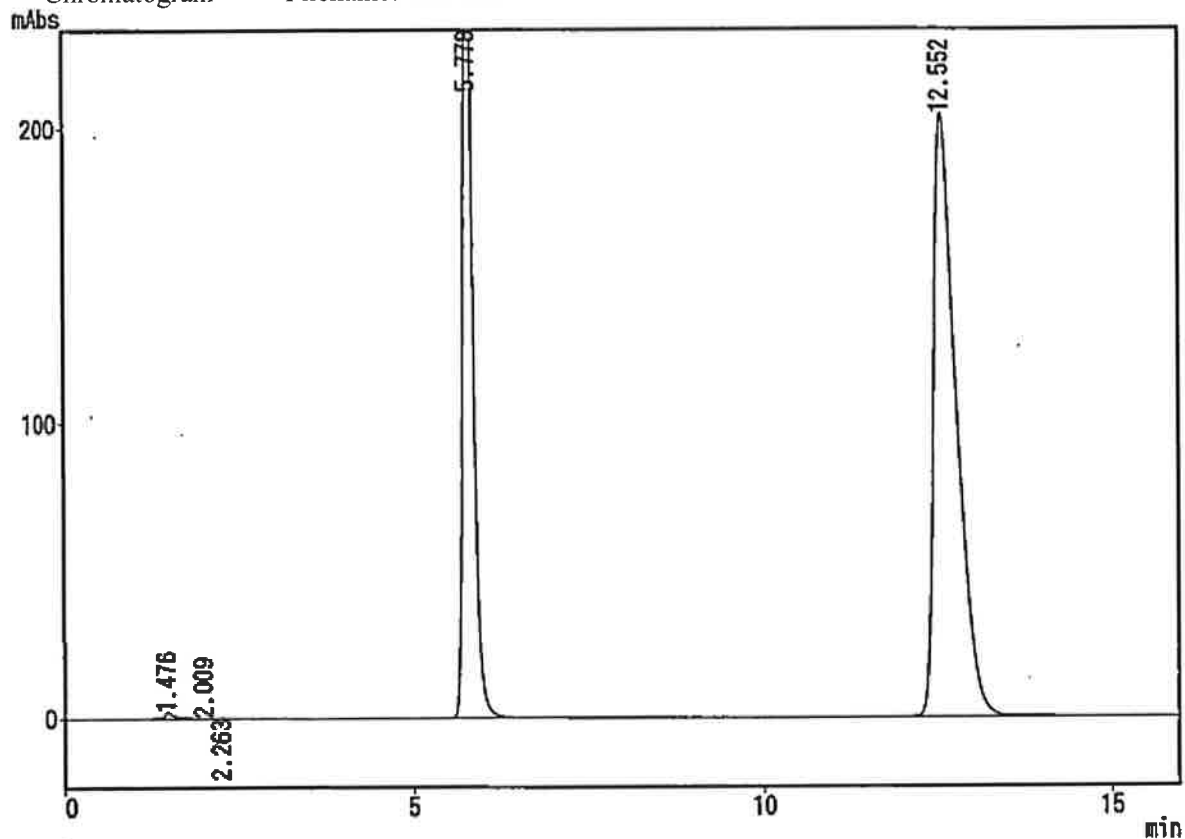
PKNO	TIME	AREA	HEIGHT	MK	IDNO	CONC	NAME
1	1.477	17873	1959	SV		0.2428	
2	2.266	2682	287	V		0.0364	
3	5.781	2860635	304234	S		38.8652	
4	7.023	3983	348	T		0.0541	
5	8.229	3943	296			0.0536	
6	9.860	4420	292			0.0601	
7	12.558	4466866	201701			60.6678	
		7360402	509116			100.0000	

46 - 1/1

03/01/17 21:29:37

Sample: BF
 ID: 25°C-2M
 Type: Unknown sample
 Detector: SPD-10A single
 Operator: Shirou Sawa
 Method: !AHR1028.MET

*** Chromatogram *** Filename: AH3H171.C14



*** Peak Report ***

PKNO	TIME	AREA	HEIGHT	MK	IDNO	CONC	NAME
1	1.476	22158	2087	V		0.2982	
2	2.009	1033	130			0.0139	
3	2.263	4259	322	V		0.0573	
4	5.778	2862632	304977	V		38.5281	
5	12.552	4539904	204558			61.1025	
		7429986	512071			100.0000	

Sample: STD

ID:

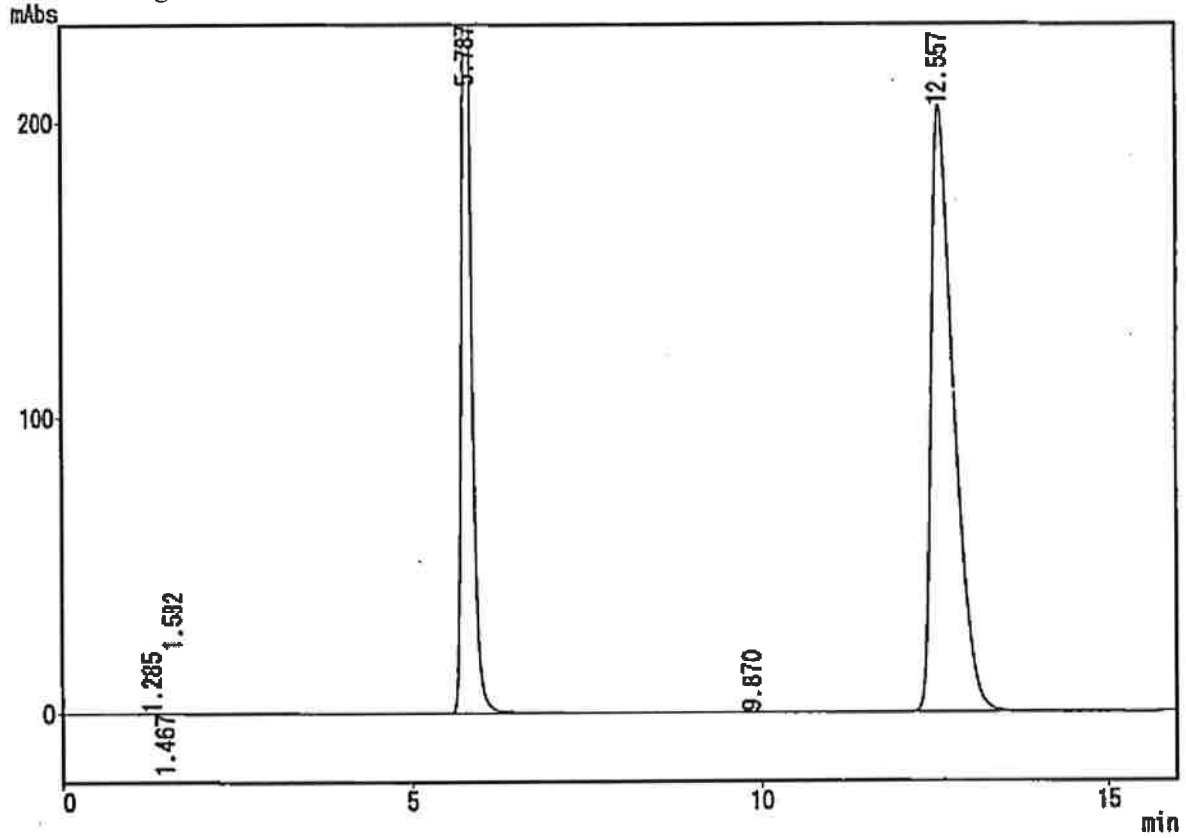
Type: Unknown sample

Detector: SPD-10A single

Operator: Shirou Sawa

Method: !AHR1028.MET

*** Chromatogram *** Filename: AH3H171.C15



*** Peak Report ***

PKNO	TIME	AREA	HEIGHT	MK	IDNO	CONC	NAME
1	1.285	2140	133			0.0289	
2	1.467	1141	140	V		0.0154	
3	1.582	2551	168	V		0.0344	
4	6.787	2852477	306429	S		38.4601	
5	9.870	2239	152			0.0302	
6	12.557	4556169	205242			61.4311	
		7416717	512264			100.0000	

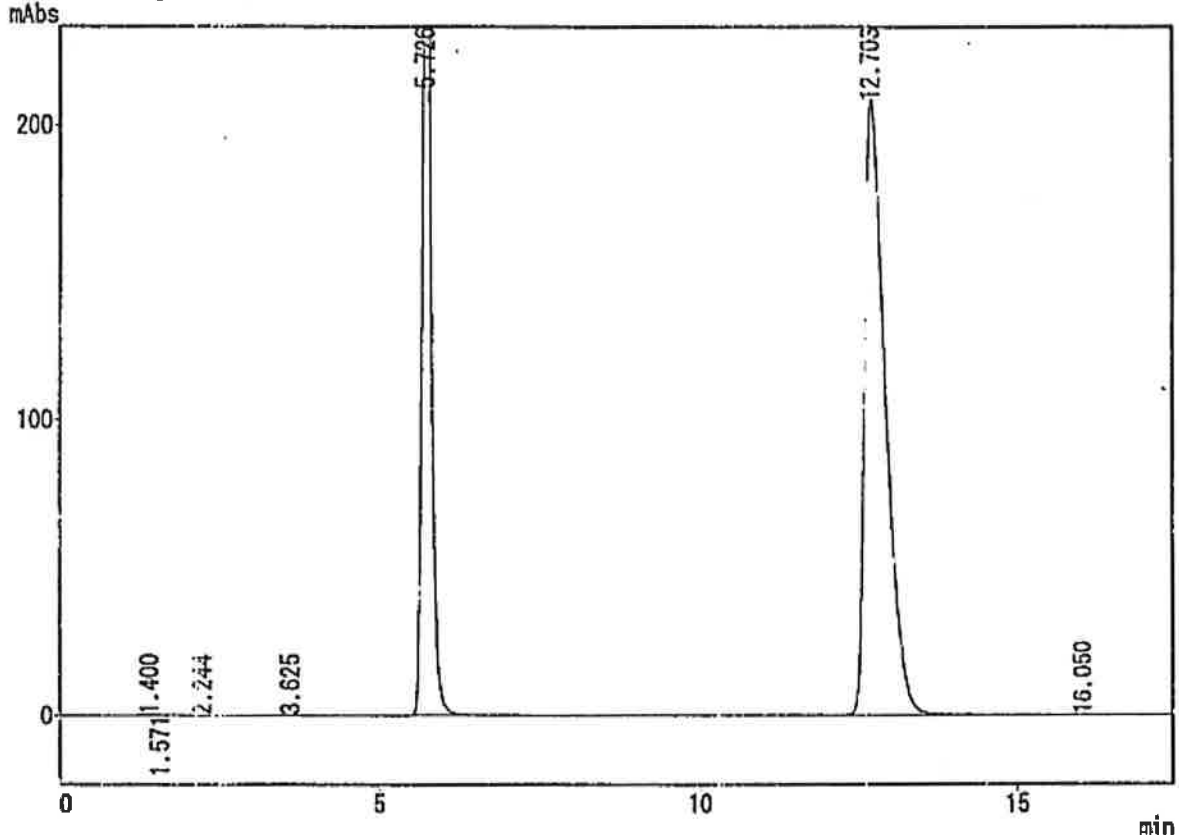
Stability of bromfenac sodium
 Lot No. 02X221

Test code: P2002B131
 Tester: Shirou Sawa
 Test date: 20 November 2002

ID	Chromato No.	AHR	Peak Area IS	Ratio	Conc. (mg/mL)	Remaining (%)	Correction (%)	pH	F.I.M.	Turbid	Permeation (%)
STD	AH2Y20.C04	4677892	2806301	1.6669							
STD	AH2Y20.C08	4593438	2761658	1.5633							
STD	Mean			1.6651	0.10115						
A-01	60°C-4W AH2Y20.C05	4525804	2774228	1.6314	0.09910	97.70	93.61	8.23	--	--	4.19
A-03	60°C-4W AH2Y20.C06	4629549	2821284	1.6409	0.09968	98.58	95.07	8.21	--	--	4.53
BF	60°C-4W AH2Y20.C07	4474110	2789830	1.6038	0.09743	95.47	91.45	8.31	--	--	4.21

CLASS-LC10 Ver=1.62 System No=1 Ch=1 Report No=14 Data=AH2Y20.D04 02/11/20 21:21:56
 Sample: STD
 ID:
 Type: Unknown sample
 Detector: SPD-10A single
 Operator: Shirou Sawa
 Method: !AHR1028.MET

*** Chromatogram *** Filename: AH2Y20.C04

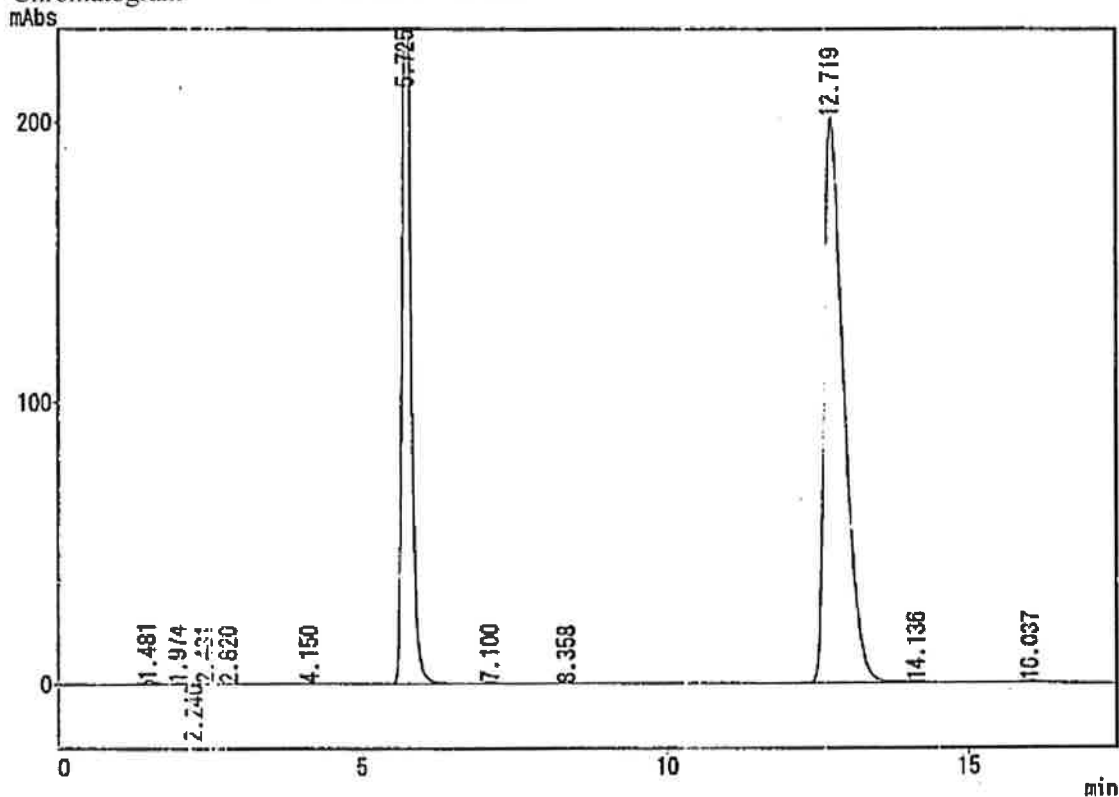


*** Peak Report ***

PKNO	TIME	AREA	HEIGHT	MK	IDNO	CONC	NAME
1	1.400	2147	169	V		0.0286	
2	1.571	2105	207	V		0.0281	
3	2.244	1267	179	V		0.0169	
4	3.625	3761	124	V		0.0502	
5	5.725	2808301	306651			37.4420	
6	12.703	4577892	208651			62.4163	
7	16.050	1190	63			0.0159	
		7994663	516045			100.0000	

CLASS-LC10 Ver=1.62 System No=1 Ch=1 Report No=15 Data=AH2Y20.D05 02/11/20 21:41:26
 Sample: A-01
 ID: 60°C-4W
 Type: Unknown sample
 Detector: SPD-10A single
 Operator: Shirou Sawa
 Method: !AHR1028.MET

*** Chromatogram *** Filename: AH2Y20.C05



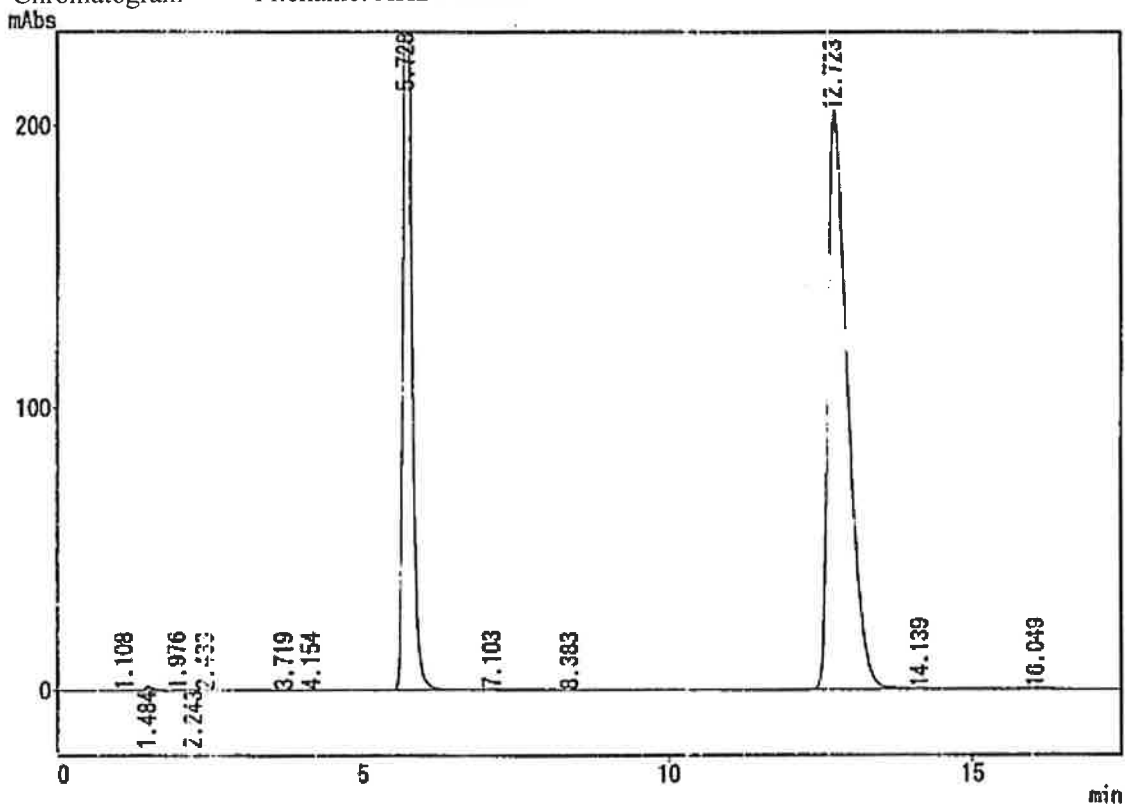
*** Peak Report ***

PKNO	TIME	AREA	HEIGHT	MK	IDNO	CONC	NAME
1	1.481	15097	1408	V		0.2062	
2	1.974	3630	324	V		0.0403	
3	2.240	3745	327	V		0.0509	
4	2.431	2645	208	V		0.0359	
5	2.820	2457	138	V		0.0334	
6	4.150	1760	229			0.0239	
7	5.725	2774228	299533	SV		37.6995	
8	7.100	6593	578	T		0.0896	
9	8.358	1237	93			0.0168	
10	12.719	4525804	201610	S		61.5019	
11	14.135	5843	348	T		0.0794	
12	16.037	15761	681			0.2142	

7058801 505477 100.0000

Sample: A-03
 ID: 60°C-4W
 Type: Unknown sample
 Detector: SPD-10A single
 Operator: Shirou Sawa
 Method: !AHR1028.MET

*** Chromatogram *** Filename: AH2Y20.C06



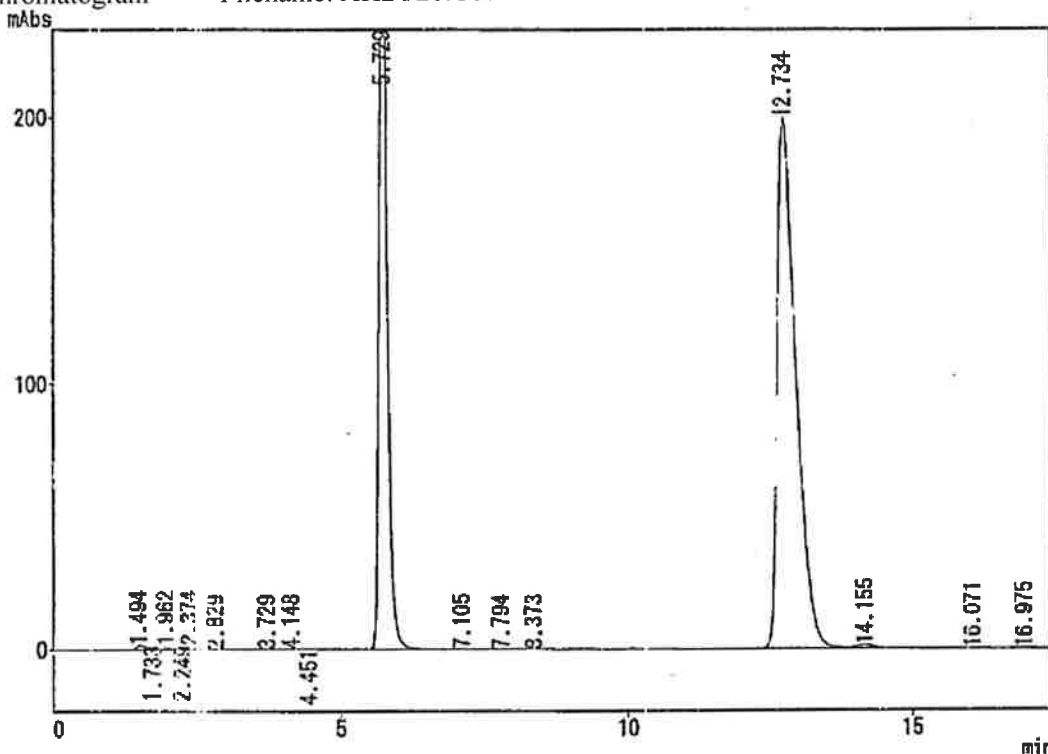
*** Peak Report ***

PKNO	TIME	AREA	HEIGHT	MK	IDNO	CONC	NAME
1	1.108	1020	107			0.0136	
2	1.484	14102	1313	V		0.1876	
3	1.976	3232	300	V		0.0431	
4	2.243	3046	274	V		0.0406	
5	2.433	1622	159	V		0.0216	
6	3.719	1247	57	V		0.0166	
7	4.154	1524	215			0.0203	
8	5.728	2921284	304786	SV		37.5798	
9	7.103	6664	588	T		0.0868	
10	8.383	1278	97			0.0170	
11	12.723	4629549	205249	S		61.6662	
12	14.139	5246	314	T		0.0869	
13	15.049	17628	748			0.2346	

7507440 514204 100.0000

CLASS-LC10 Ver=1.62 System No=1 Ch=1 Report No=17 Data=AH2Y20.D07 02/11/20 22:20:22
 Sample: BF
 ID: 60°C-4W
 Type: Unknown sample
 Detector: SPD-10A single
 Operator: Shirou Sawa
 Method: !AHR1028.MET

*** Chromatogram *** Filename: AH2Y20.C07



*** Peak Report ***

PKNO	TIME	AREA	HEIGHT	MK	IDNO	CONC	NAME
1	1.494	17779	1628	V		0.2423	
2	1.733	4220	518	V		0.0575	
3	1.962	5283	538	V		0.0720	
4	2.249	2021	280	V		0.0275	
5	2.374	3938	349	V		0.0537	
6	2.829	1670	125	V		0.0228	
7	3.729	1250	58			0.0170	
8	4.148	2329	322			0.0317	
9	4.451	1789	238			0.0244	
10	5.729	2789630	301768	S		38.0146	
11	7.105	3387	305	T		0.0482	
12	7.794	1309	120			0.0178	
13	8.373	1585	120			0.0216	
14	12.734	4474110	189580	S		60.9682	
15	14.155	23417	1200	T		0.3191	
16	16.071	2688	131			0.0366	
17	16.975	1905	86			0.0260	

7338311 507357 100.0000

17 - 1/1

02/11/20 22:38:00

Sample: STD

ID:

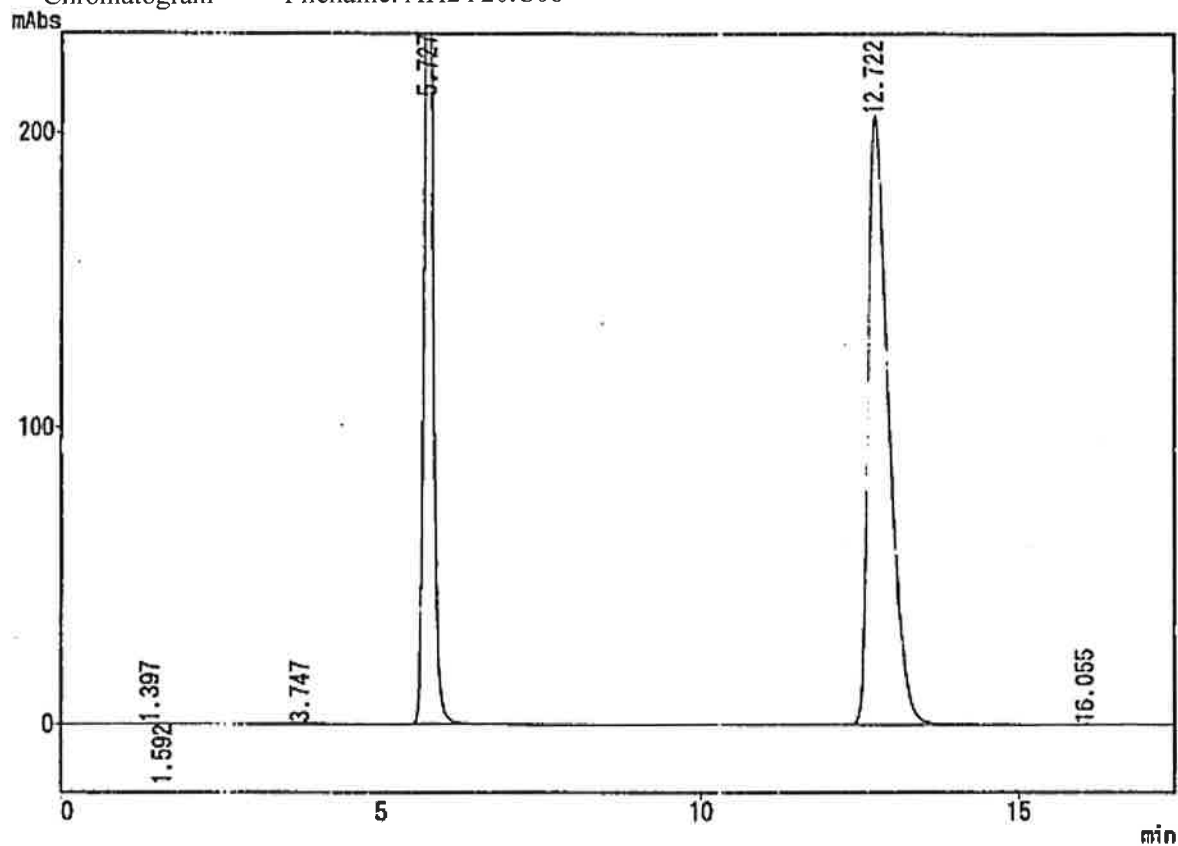
Type: Unknown sample

Detector: SPD-10A single

Operator: Shirou Sawa

Method: !AHR1028.MET

*** Chromatogram *** Filename: AH2Y20.C08



*** Peak Report ***

PKNO	TIME	AREA	HEIGHT	MK	IDNO	CONC	NAME
1	1.397	1077	142	V		0.0146	
2	1.592	1020	123	V		0.0138	
3	3.747	8288	284			0.1125	
4	5.727	2361658	303948	S		37.4870	
5	12.722	4593438	206133	S		62.3577	
6	16.055	1503	72			0.0204	
		7066983	510680			100.0000	

Stability of bromfenac sodium
Lot No. 02X221

Test code: P2002B131
Tester: Shirou Sawa
Test date: 22 October 2002

ID	Chromato No.	AHR	Peak Area IS	Ratio	Conc. (mg/mL)	Remaining (%)	Correction (%)	pH	F.L.M.	Turbid	Permeation (%)
STD	AH2X22.C01	4613938	3082770	1.4987							
STD	AH2X22.C05	4603915	3072549	1.4984							
STD	Mean			1.4976	0.10015						
A-01	Initial	AH2X22.C02	4651972	3067148	1.5167	0.10143	100.00	100.00	8.20	--	--
A-03	Initial	AH2X22.C03	4625716	3090209	1.4969	0.10010	100.00	100.00	8.27	--	--
BF	Initial	AH2X22.C04	4665202	3057080	1.5260	0.10205	100.00	100.00	8.20	--	--

Test substance	AHR10282B	Test code	P2002B131	Lot No.	02X221	Preparation date	22 October 2002	Tester	Shirou Sawa
Test item									
Amount manufactured	5mL ampoules ×	5mL colorless	5mL brown PP ×		x		x		x
Formulation No.	A-01		A-03		Bronuck				
	Amount of starting material (g)	Weighted amount (g)	Amount of starting material (g)	Weighted amount (g)	Amount of starting material (g)	Weighted amount (g)			
Ingredients and amounts	<div style="border: 1px solid black; padding: 5px;"> <p>22-Oct-2002 11:13:12</p> <p>001:N + 0.10013 g</p> <p>002:N + 0.10007 g</p> <p>003:N + 0.10000 g</p> <hr/> <p>22-Oct-2002 10:49:27</p> <p>002: + 2.003 g</p> <p>003: + 2.004 g</p> <p>004: + 2.008 g</p> <p>005: + 1.100 g</p> <p>006: + 1.100 g</p> <p>007: + 1.099 g</p> <p>008: + 1.103 g</p> <p>009: + 1.100 g</p> <p>010: + 1.103 g</p> <hr/> <p>22-Oct-2002 10:19:34</p> <p>003:N - 0.02015 g</p> <p>004:N - 0.03007 g</p> <p>005:N - 0.15234 g</p> <p>006:N + 0.02000 g</p> <p>007:N + 0.01997 g</p> <p>008:N + 0.02005 g</p> <p>009:N + 0.19993 g</p> </div>								
Ingredient	100mL		100mL		100mL				
Bromfenac sodium	0.1	0.10013	0.1	0.10007	0.1	0.10000			
Boric acid	1.1	1.103	1.1	1.100	1.1	1.103			
Borax	1.1	1.100	1.1	1.100	1.1	1.099			
Benzalkonium chloride	0.005	0.005	0.005	0.005	0.005	0.005			
Tyloxapol	0.02	0.02015	0.03	0.03007					
Povidone (K-30)	2.0	2.003	2.0	2.004	2.0	2.008			
Sodium edetate	0.02	0.02000	0.02	0.01997	0.02	0.02005			
Polysorbate 80					0.15	0.15234			
Sodium sulfite					0.2	0.19993			
pH	8.3	8.17	8.3	8.21	8.3	8.28			

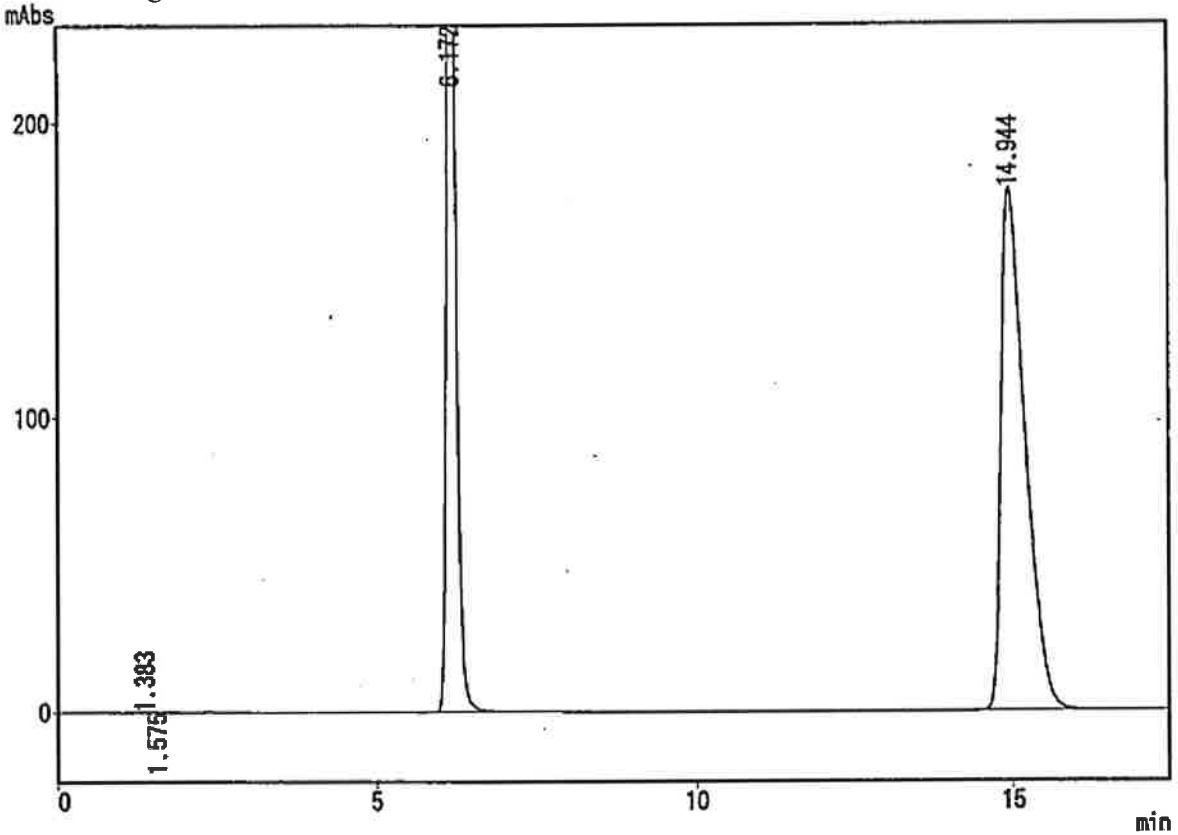
10/22 11:31 PH 8.17 25.6°C
 NO.29

10/22 11:34 PH 8.21 25.6°C
 NO.30

10/22 11:35 PH 8.28 26.0°C
 NO.31

CLASS-LC10 Ver=1.62 System No=1 Ch=1 Report No=2 Data=AH2X22.D01 02/10/22 17:46:14
 Sample: STD
 ID:
 Type: Unknown sample
 Detector: SPD-10A single
 Operator: Shirou Sawa
 Method: !AHR1028.MET

*** Chromatogram *** Filename: AH2X22.C01



*** Peak Report ***

PKNO	TIME	AREA	HEIGHT	MK	IDNO	CONC	NAME
1	1.383	2041	135			0.0265	
2	1.575	3334	216	V		0.0433	
3	6.172	3082770	321671			40.0251	
4	14.944	4613938	176966			59.9051	
		7702083	498989			100.0000	

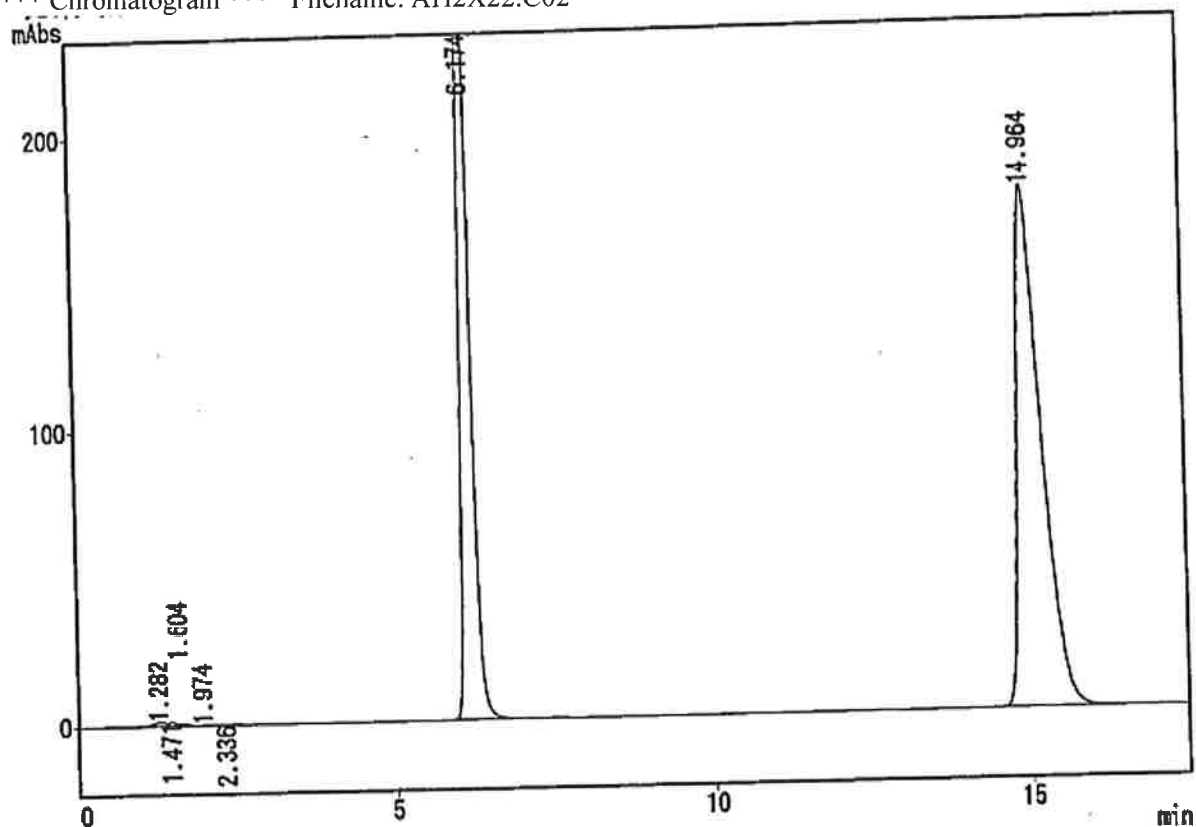
2 - 1/1

02/10/22 18:03:53

4

Sample: A-01
 ID: Initial
 Type: Unknown sample
 Detector: SPD-10A single
 Operator: Shirou Sawa
 Method: !AHR1028.MET

*** Chromatogram *** Filename: AH2X22.C02

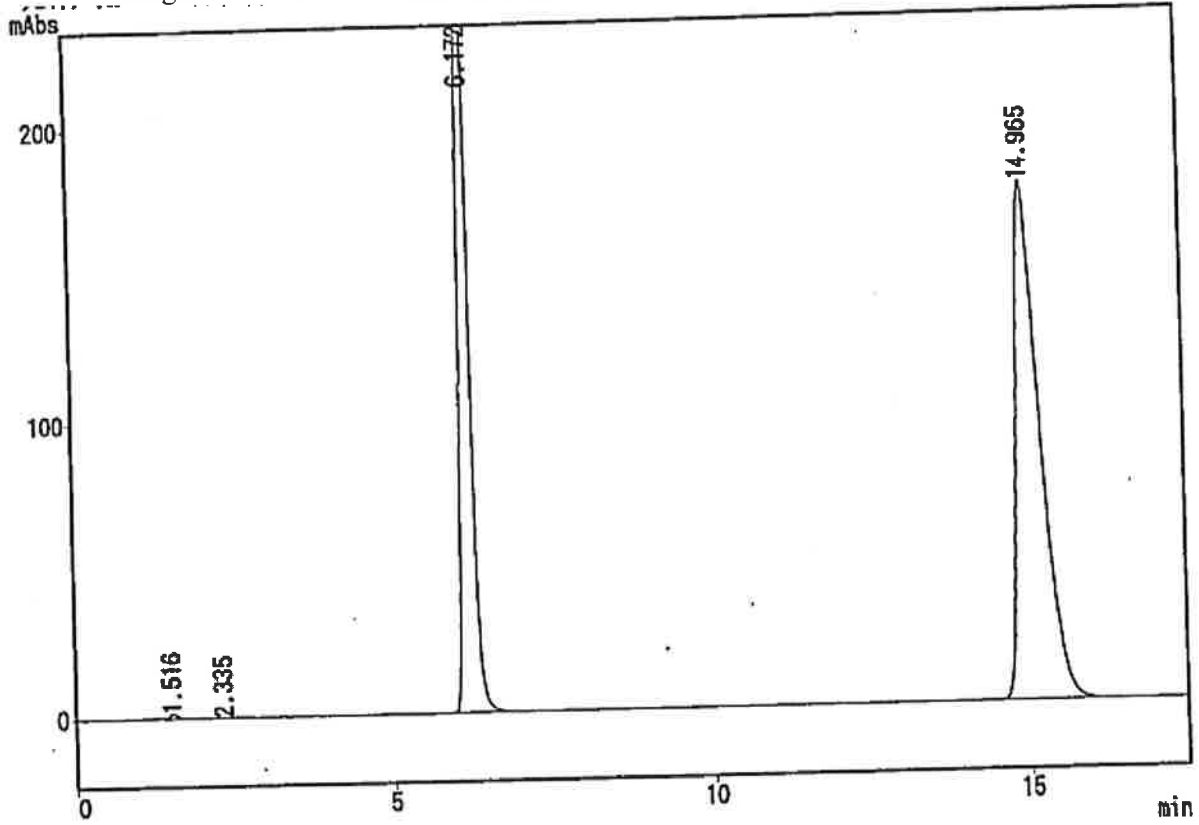


*** Peak Report ***

PKNO	TIME	AREA	HEIGHT	MK	IDNO	CONC	NAME
1	1.282	18032	1319			0.2325	
2	1.471	7987	1140	V		0.1030	
3	1.604	8077	815	V		0.1041	
4	1.974	1025	104	V		0.0132	
5	2.336	1824	177	V		0.0235	
6	6.174	3067148	314342	S		39.5452	
7	14.964	4651972	176635			59.9785	
		7756064	494533			100.0000	

Sample: A-03
ID: Initial
Type: Unknown sample
Detector: SPD-10A single
Operator: Shirou Sawa
Method: !AHR1028.MET

*** Chromatogram *** Filename: AH2X22.C03

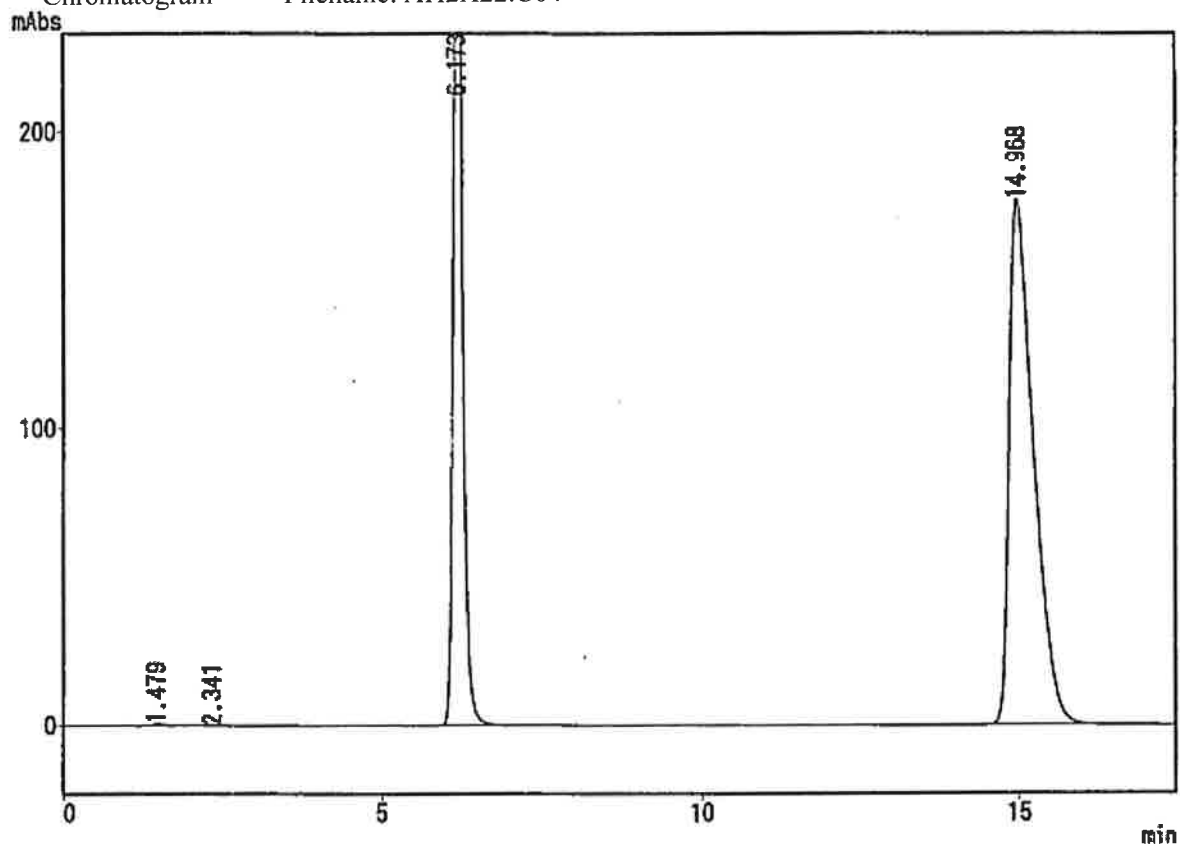


*** Peak Report ***

PKNO	TIME	AREA	HEIGHT	MK	IDNO	CONC	NAME
1	1.516	15416	1878	SV		0.1994	
2	2.335	1550	169	V		0.0200	
3	6.172	3090209	317009			39.9619	
4	14.965	4625716	175708			59.8187	
		7732891	494563			100.0000	

CLASS-LC10 Ver=1.62 System No=1 Ch=1 Report No=5 Data=AH2X22.D04 02/10/22 18:44:42
 Sample: BF
 ID: Initial
 Type: Unknown sample
 Detector: SPD-10A single
 Operator: Shirou Sawa
 Method: !AHR1028.MET

*** Chromatogram *** Filename: AH2X22.C04



*** Peak Report ***

PKNO	TIME	AREA	HEIGHT	MK	IDNO	CONC	NAME
1	1.479	6870	711	V		0.0889	
2	2.341	1764	147	V		0.0228	
3	6.173	3057080	313653			39.5436	
4	14.968	4665202	176971			60.3448	
		7730915	491482			100.0000	

Sample: STD

ID:

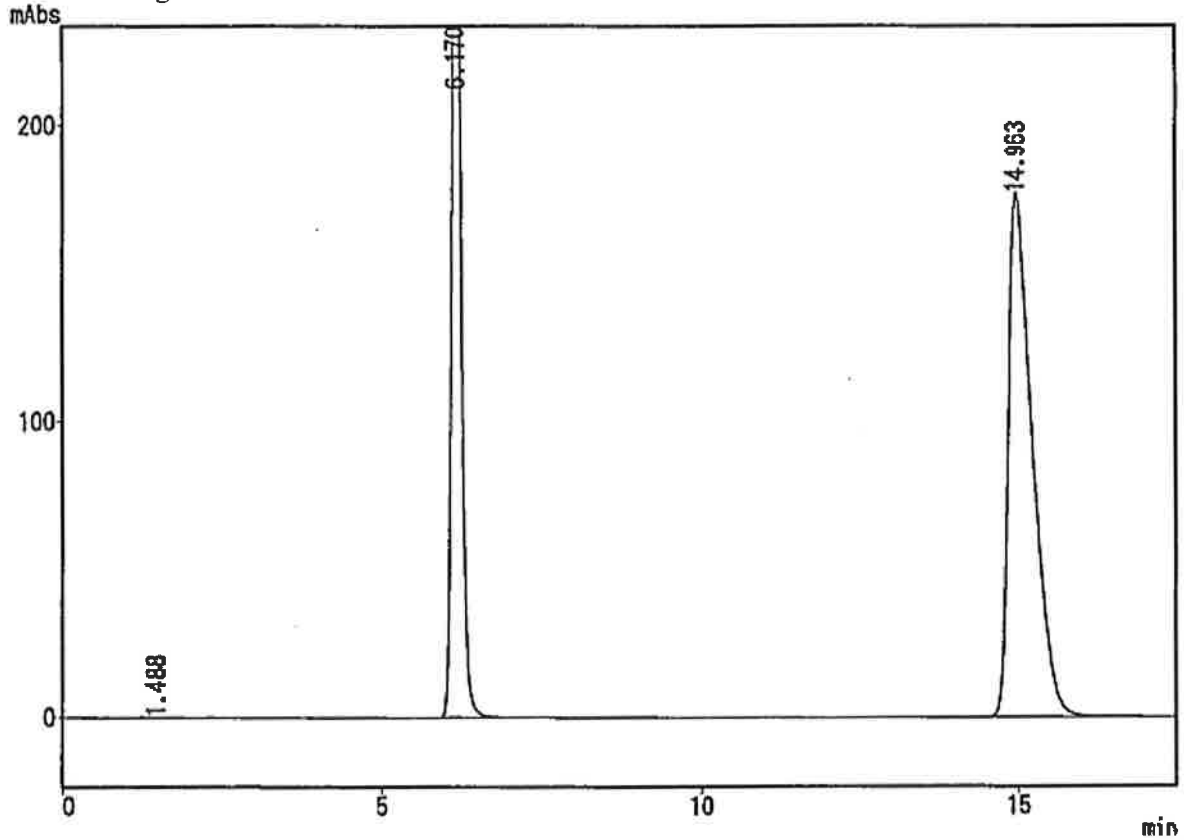
Type: Unknown sample

Detector: SPD-10A single

Operator: Shirou Sawa

Method: !AHR1028.MET

*** Chromatogram *** Filename: AH2X22.C05



*** Peak Report ***

PKNO	TIME	AREA	HEIGHT	MK	IDNO	CONC	NAME
1	1.488	4818	233	V		0.0827	
2	6.170	3072549	320993			40.0005	
3	14.963	4603915	176570			59.9368	
		7681282	497796			100.0000	

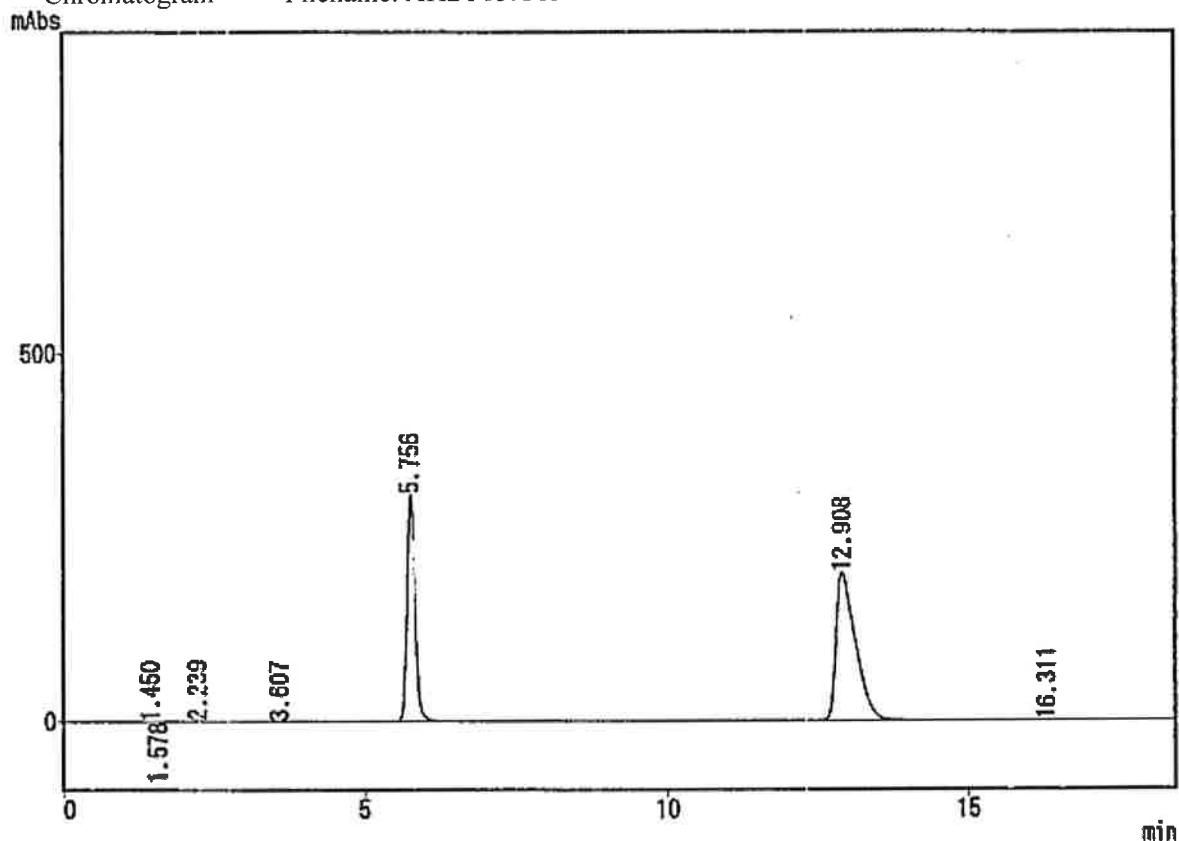
Stability of bromfenac sodium
Lot No. 02X221

Test code: P2002B131
Tester: Shirou Sawa
Test date: 13 November 2002

ID		Chromato	AHR	Peak Area	Ratio	Conc.	Remaining	Correction	pH	F.I.M.	Turbid	Permeation
STD	Mean	No.		IS		(mg/mL)	(%)	(%)				(%)
A-01	60°C-2W	AH2Y13.C13	4579463	2806042	1.6320	0.10015	97.79	94.33	8.23	—	—	3.54
A-03	60°C-2W	AH2Y13.C14	4525901	2800112	1.6163	0.09919	99.51	95.98	8.21	—	—	3.55
BF	60°C-2W	AH2Y13.C15	4452342	2778799	1.6023	0.09833	96.35	92.97	8.31	—	—	3.51

CLASS-LC10 Ver=1.62 System No=1 Ch=1 Report No=88 Data=AH2Y13.D13 02/11/13 18:33:46
 Sample: STD
 ID:
 Type: Unknown sample
 Detector: SPD-10A single
 Operator: Shirou Sawa
 Method: !AHR1028.MET

*** Chromatogram *** Filename: AH2Y13.C13



*** Peak Report ***

PKNO	TIME	AREA	HEIGHT	MK	IDNO	CONC	NAME
1	1.450	2039	152	V		0.0275	
2	1.578	1432	174	V		0.0193	
3	2.239	8772	1145	SV		0.1185	
4	3.607	4543	152			0.0614	
5	5.756	2106042	308206			37.9009	
6	12.908	4579463	203270	S		61.8543	
7	16.311	1338	67			0.0181	
		7403829	513165			100.0000	

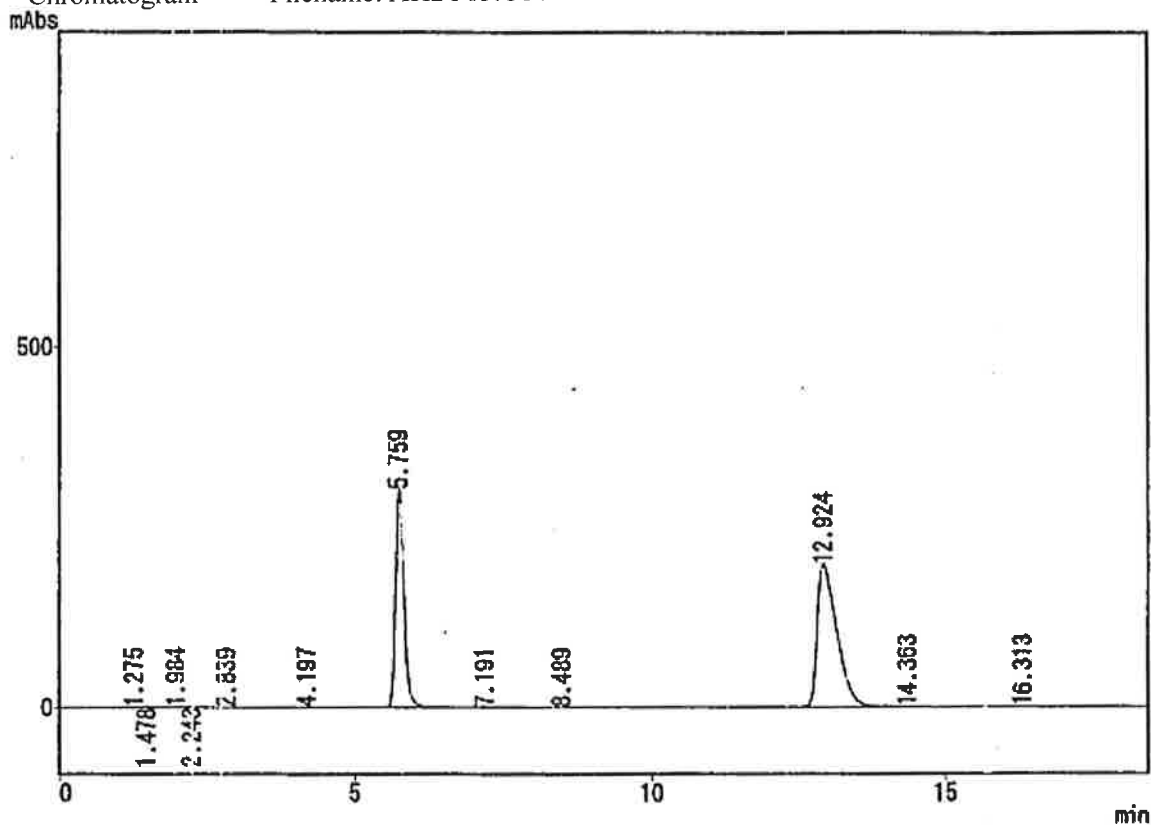
88 - 1/1

02/11/13 18:52:31

3

Sample: A-01
 ID: 60°C-2W
 Type: Unknown sample
 Detector: SPD-10A single
 Operator: Shirou Sawa
 Method: !AHR1028.MET

*** Chromatogram *** Filename: AH2Y13.C14

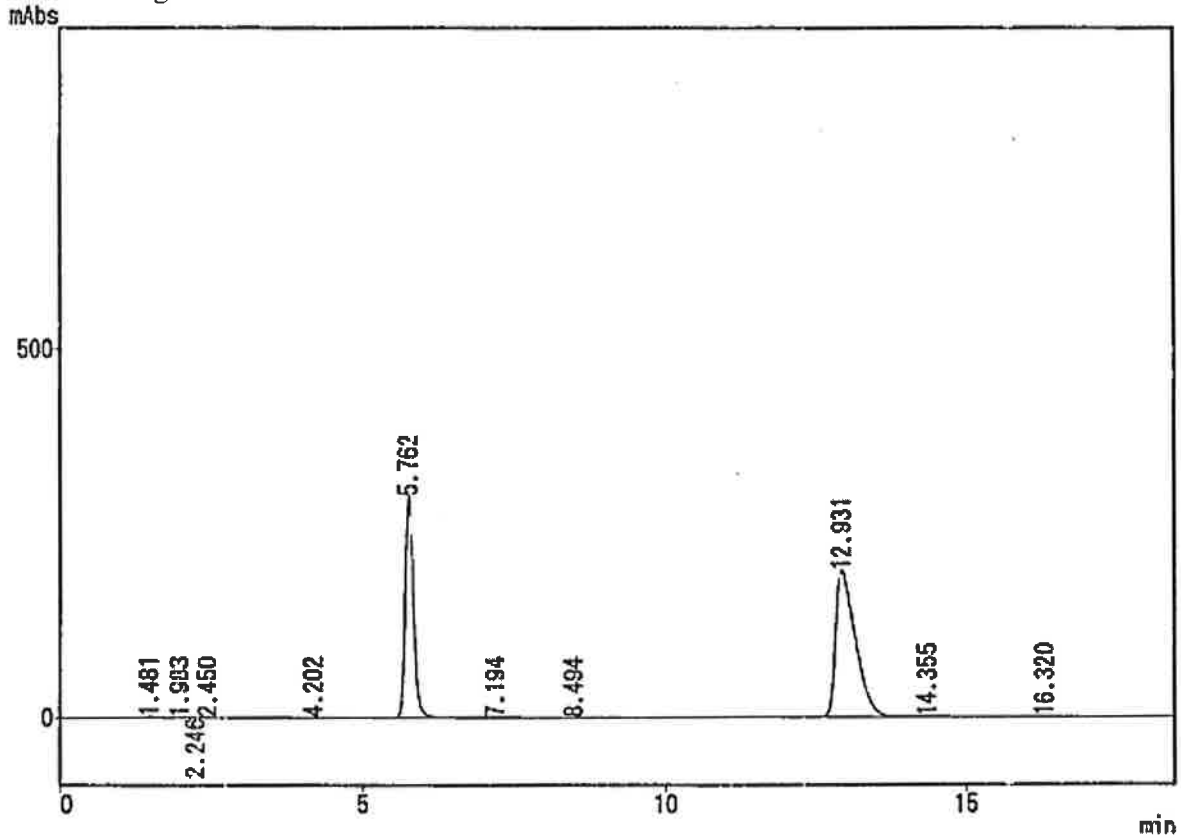


*** Peak Report ***

PKNO	TIME	AREA	HEIGHT	MK	IDNO	CONC	NAME
1	1.275	1843	145			0.0249	
2	1.478	16100	1534	V		0.2180	
3	1.984	3388	298	V		0.0459	
4	2.243	11878	1147	V		0.1608	
5	2.839	1298	96	V		0.0176	
6	4.197	1489	191			0.0202	
7	5.759	2800112	300917	S		37.9081	
8	7.191	5852	502	T		0.0792	
9	8.489	2302	165			0.0312	
10	12.924	4525901	198754	S		61.2697	
11	14.363	3920	237	T		0.0531	
12	16.313	12883	544			0.1744	
		7388967	504530			100.0000	

Sample: A-03
 ID: 60°C-2W
 Type: Unknown sample
 Detector: SPD-10A single
 Operator: Shirou Sawa
 Method: !AHR1028.MET

*** Chromatogram *** Filename: AH2Y13.C15



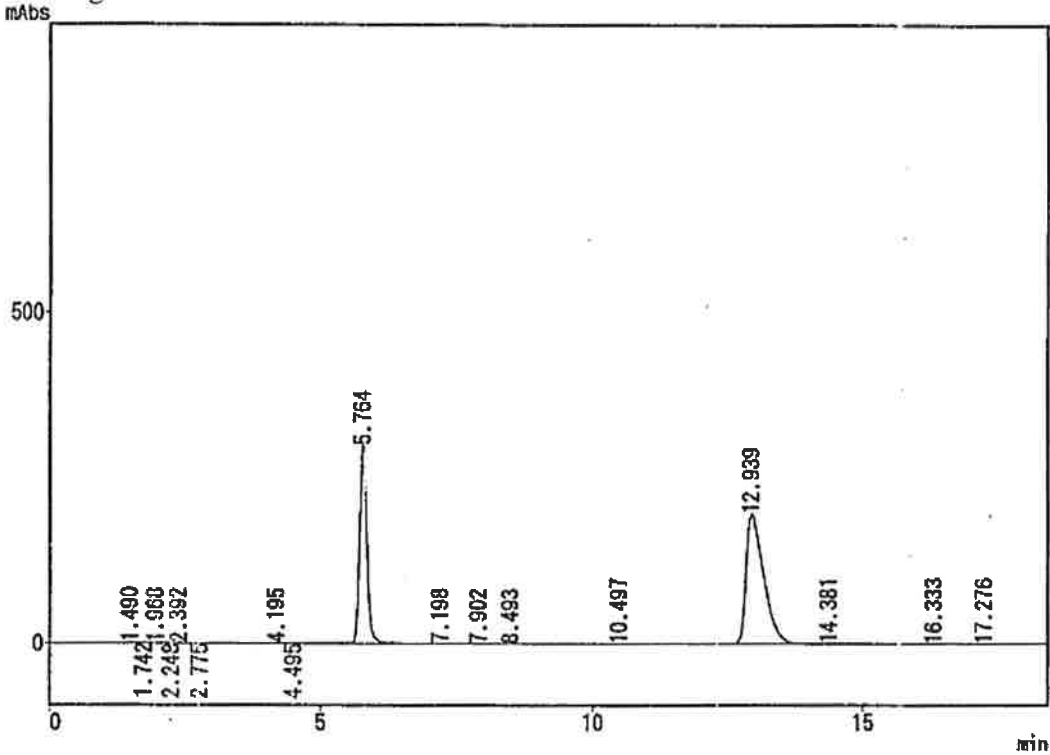
*** Peak Report ***

PKNO	TIME	AREA	HEIGHT	MK	IDNO	CONC	NAME
1	1.481	14369	1399	V		0.1954	
2	1.983	3016	267	V		0.0410	
3	2.246	6669	831	V		0.0907	
4	2.450	1815	179	V		0.0247	
5	4.202	1308	176			0.0178	
6	5.762	2783706	299823	S		37.8506	
7	7.194	5833	508	T		0.0793	
8	8.494	2516	178			0.0342	
9	12.931	4518470	198351	S		61.4385	
10	14.355	3662	216	T		0.0498	
11	16.320	13102	560			0.1781	

7354464 502286 100.0000

CLASS-LC10 Ver=1.62 System No=1 Ch=1 Report No=91 Data=AH2Y13.D16 02/11/13 19:33:44
 Sample: BF
 ID: 60°C-2W
 Type: Unknown sample
 Detector: SPD-10A single
 Operator: Shirou Sawa
 Method: !AHR1028.MET

*** Chromatogram *** Filename: AH2Y13.C16



*** Peak Report ***

PKNO	TIME	AREA	HEIGHT	MK	IDNO	CONC	NAME
1	1.490	17354	1547	V		0.2379	
2	1.742	3587	466	V		0.0492	
3	1.968	4314	472	V		0.0591	
4	2.248	5502	744	V		0.0754	
5	2.392	4160	392	V		0.0570	
6	2.775	1153	95	V		0.0158	
7	4.195	2027	276			0.0278	
8	4.495	1919	244			0.0263	
9	5.764	2778799	299685			38.0918	
10	7.198	2364	209			0.0324	
11	7.902	1173	107			0.0161	
12	8.493	1552	114			0.0213	
13	10.497	1005	79			0.0138	
14	12.939	4452342	196001	S		61.0327	
15	14.381	14233	730	T		0.1951	
16	16.333	1856	88			0.0254	
17	17.276	1674	77			0.0229	
		7295013	501326			100.0000	

Stability of bromfenac sodium
Lot No. 02X221

Test code: P2002B131
Tester: Shirou Sawa
Test date: 22 April 2003

ID	Chromato No.	AHR	Peak Area IS	Ratio	Conc. (mg/mL)	Remaining (%)	Correction (%)	pH	F.I.M.	Turbid
STD	AH3N22.C01	4553327	2819952	1.6147						
STD	AH3N22.C11	4557786	2834325	1.6081						
STD	Mean			1.6114	0.10100					
A-01	40°C-6M	AH3N22.C02	4285770	2845412	1.5062	0.09441	93.08	91.65	8.29	--
A-03	40°C-6M	AH3N22.C03	4224937	2814027	1.5014	0.09411	94.02	92.68	8.30	--
BF	40°C-6M	AH3N22.C04	4222386	2838573	1.4875	0.09323	91.36	90.02	8.33	--
A-01	25°C-4M	AH3N22.C05	4427810	2839972	1.5591	0.09772	96.34	95.97	8.30	--
A-03	25°C-4M	AH3N22.C06	4409879	2840521	1.5525	0.09731	97.21	96.84	8.31	--
BF	25°C-4M	AH3N22.C07	4470457	2832712	1.5782	0.09892	96.93	96.58	8.37	--
A-01	25°C-6M	AH3N22.C08	4368198	2823021	1.5473	0.09698	95.61	94.95	8.30	--
A-03	25°C-6M	AH3N22.C09	4404588	2828921	1.5581	0.09766	97.56	96.95	8.30	--
BF	25°C-6M	AH3N22.C10	4486855	2852405	1.5730	0.09859	96.61	95.99	8.35	--

Sample: TEST

ID:

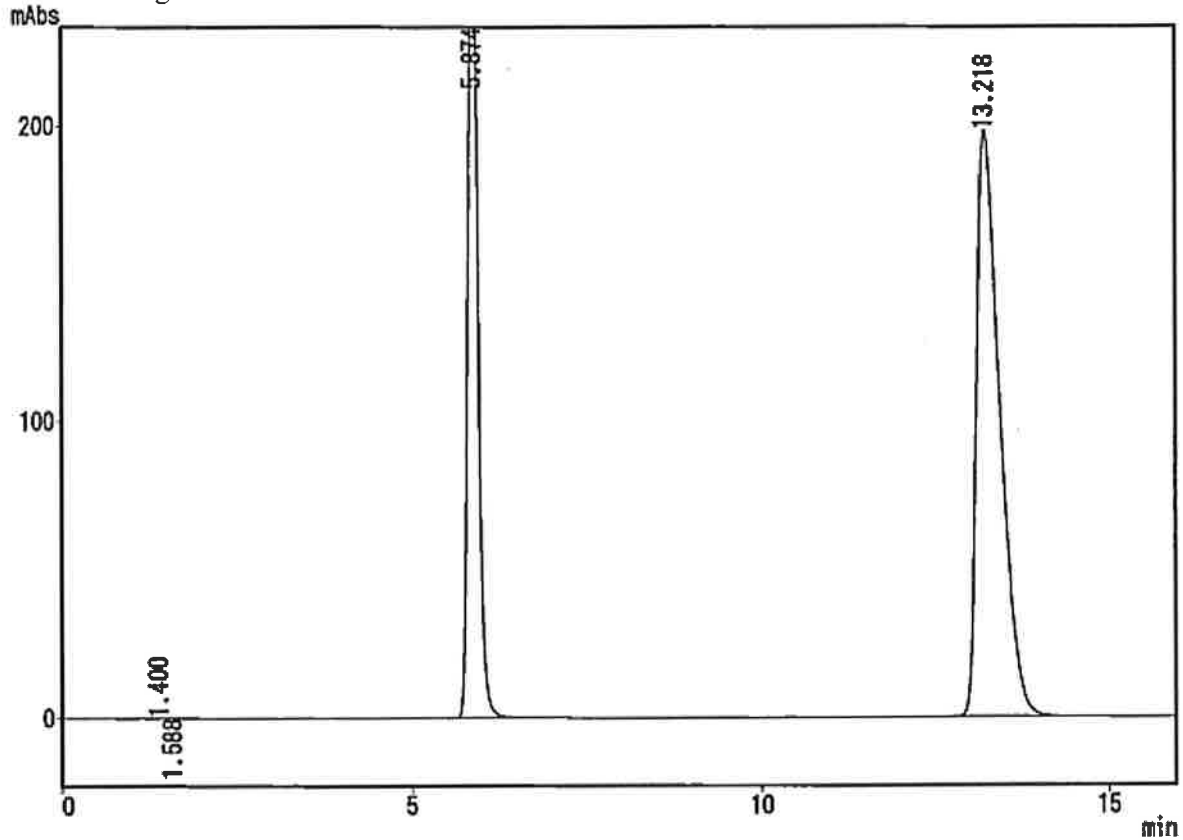
Type: Unknown sample

Detector: SPD-10A single

Operator: Shirou Sawa

Method: !AHR1028.MET

*** Chromatogram *** Filename: TEST.C01

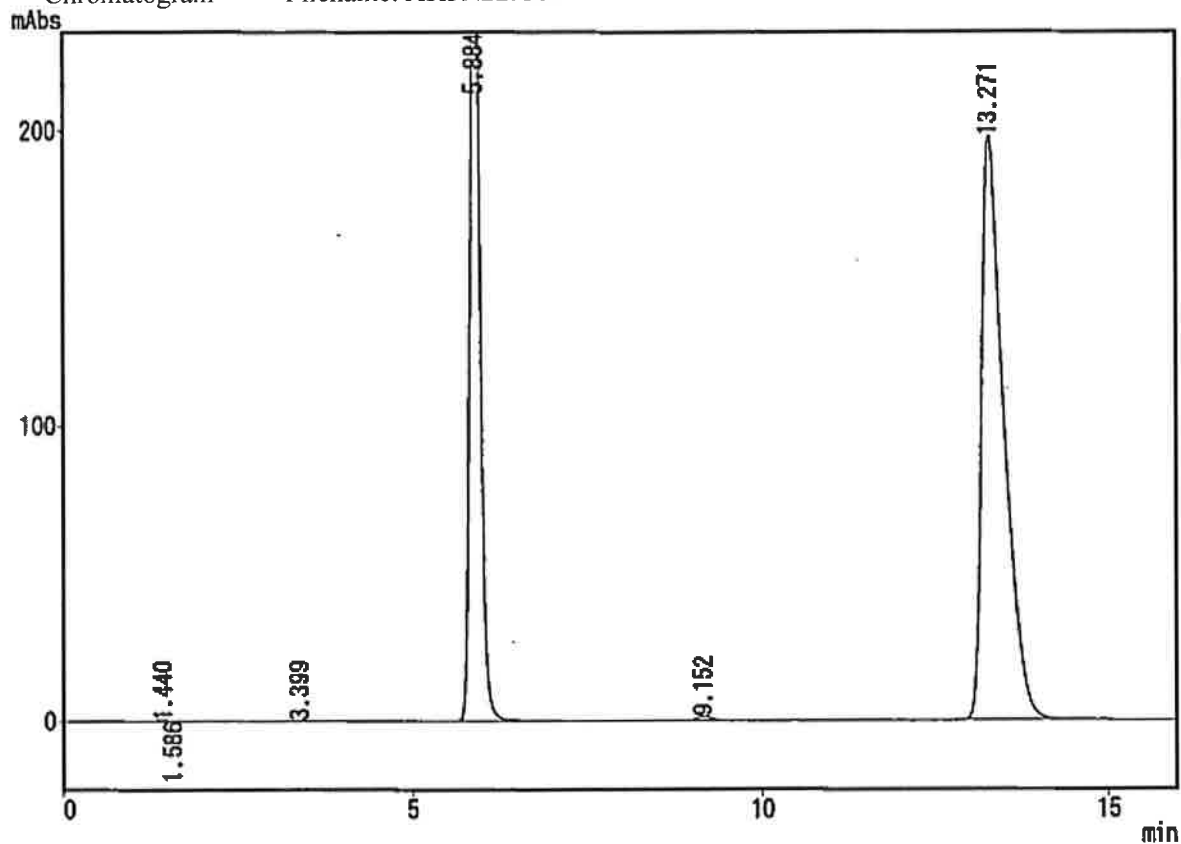


*** Peak Report ***

PKNO	TIME	AREA	HEIGHT	MK	IDNO	CONC	NAME
1	1.400	1828	124	V		0.0248	
2	1.588	1106	122	V		0.0150	
3	5.874	2820808	304780			38.2274	
4	13.218	4555271	198298			61.7328	
		7379013	503324			100.0000	

CLASS-LC10 Ver=1.62 System No=1 Ch=1 Report No=30 Data=AH3N22.D01 03/04/22 12:33:20
 Sample: STD
 ID:
 Type: Unknown sample
 Detector: SPD-10A single
 Operator: Shirou Sawa
 Method: !AHR1028.MET

*** Chromatogram *** Filename: AH3N22.C01

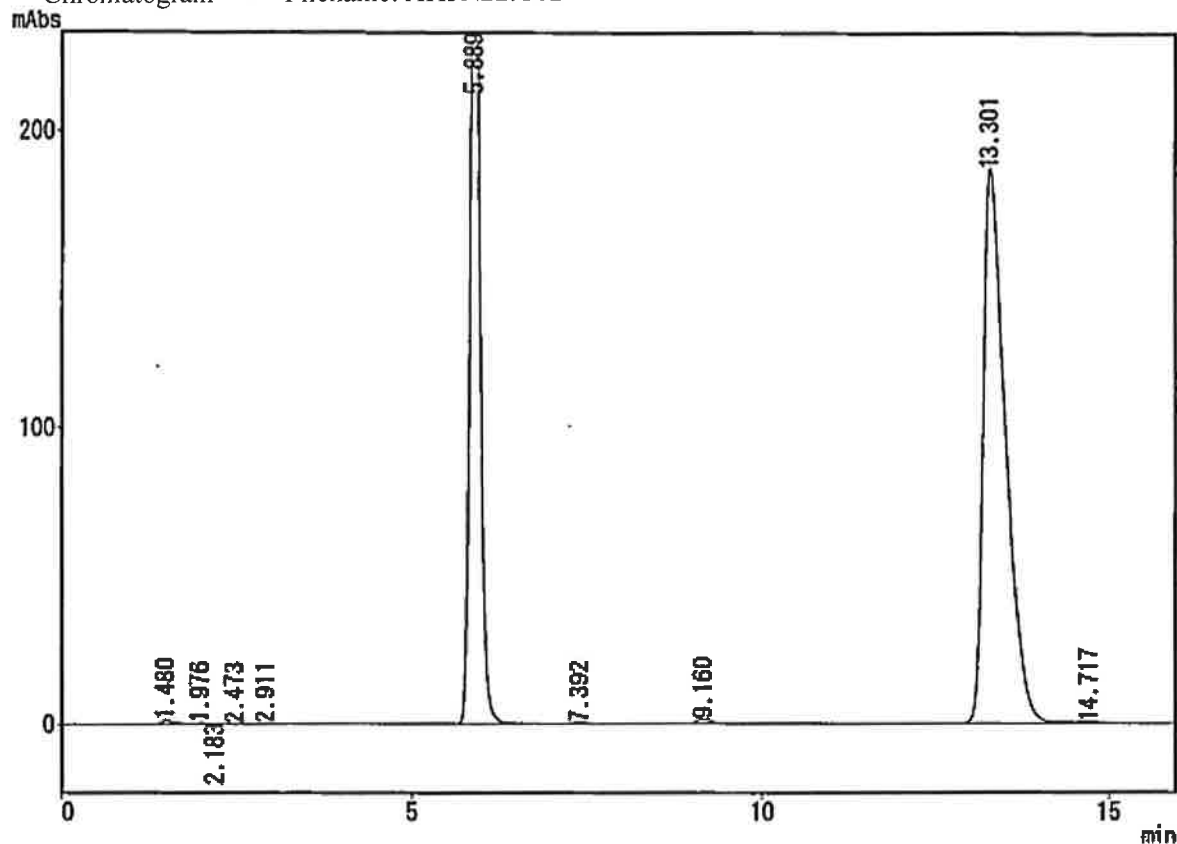


*** Peak Report ***

PKNO	TIME	AREA	HEIGHT	MK	IDNO	CONC	NAME
1	1.440	1443	126	V		0.0195	
2	1.586	1715	130	V		0.0232	
3	3.399	1194	164			0.0161	
4	5.884	2819952	304679			38.1138	
5	9.152	21145	1593			0.2858	
6	13.271	4553327	198023			61.5416	
		7398775	504715			100.0000	

CLASS-LC10 Ver=1.62 System No=1 Ch=1 Report No=31 Data=AH3N22.D02 03/04/22 12:50:48
 Sample: A01
 ID: 40°C-6M
 Type: Unknown sample
 Detector: SPD-10A single
 Operator: Shirou Sawa
 Method: !AHR1028.MET

*** Chromatogram *** Filename: AH3N22.C02

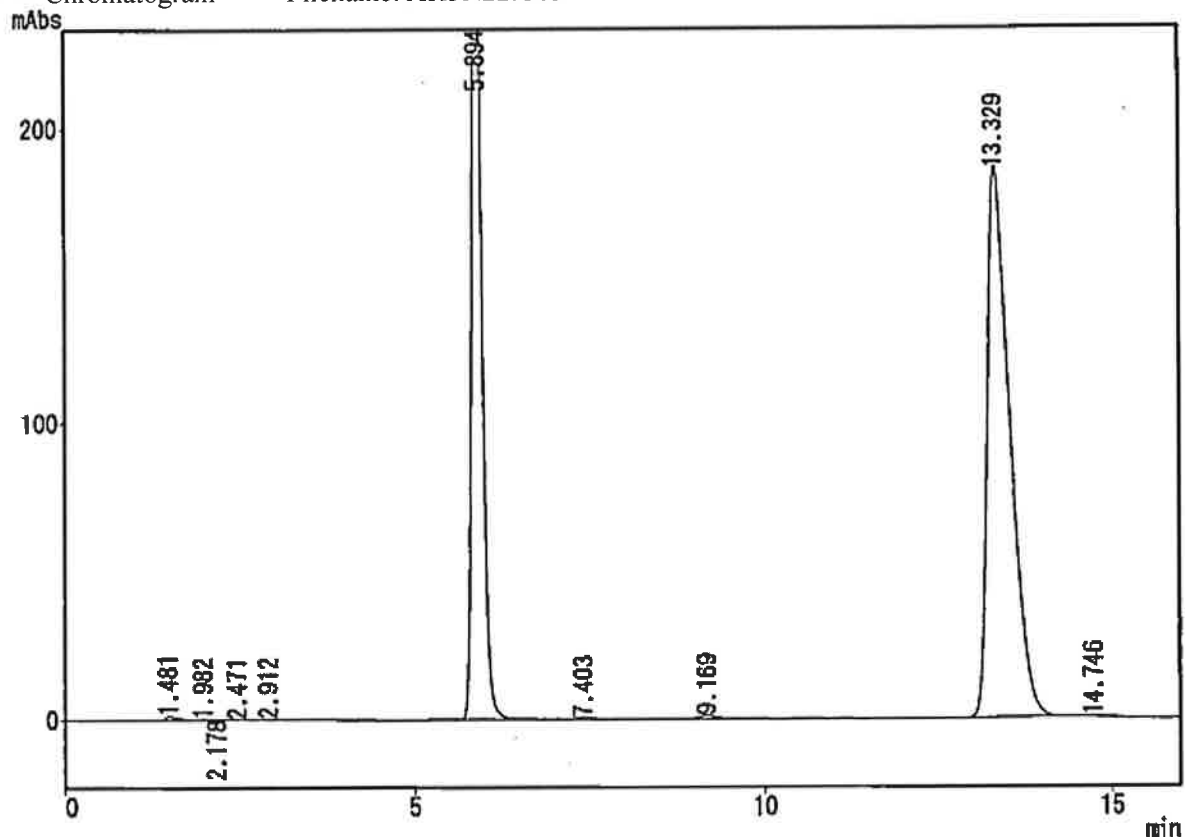


*** Peak Report ***

PKNO	TIME	AREA	HEIGHT	PK	IDNO	CONC	NAME
1	1.480	15435	1525	V		0.2145	
2	1.976	3117	265	V		0.0433	
3	2.183	1577	207	V		0.0219	
4	2.473	2311	172	V		0.0321	
5	2.911	3517	381	V		0.0489	
6	5.889	2845412	306190			39.5437	
7	7.392	7708	652			0.1071	
8	9.160	24302	1787	V		0.3377	
9	13.301	4285770	186873	S		59.5609	
10	14.717	6465	343	TV		0.0898	
		7195613	498396			100.0000	

CLASS-LC10 Ver=1.62 System No=1 Ch=1 Report No=32 Data=AH3N22.D03 03/04/22 13:08:18
 Sample: A03
 ID: 40°C-6M
 Type: Unknown sample
 Detector: SPD-10A single
 Operator: Shirou Sawa
 Method: !AHR1028.MET

*** Chromatogram *** Filename: AH3N22.C03

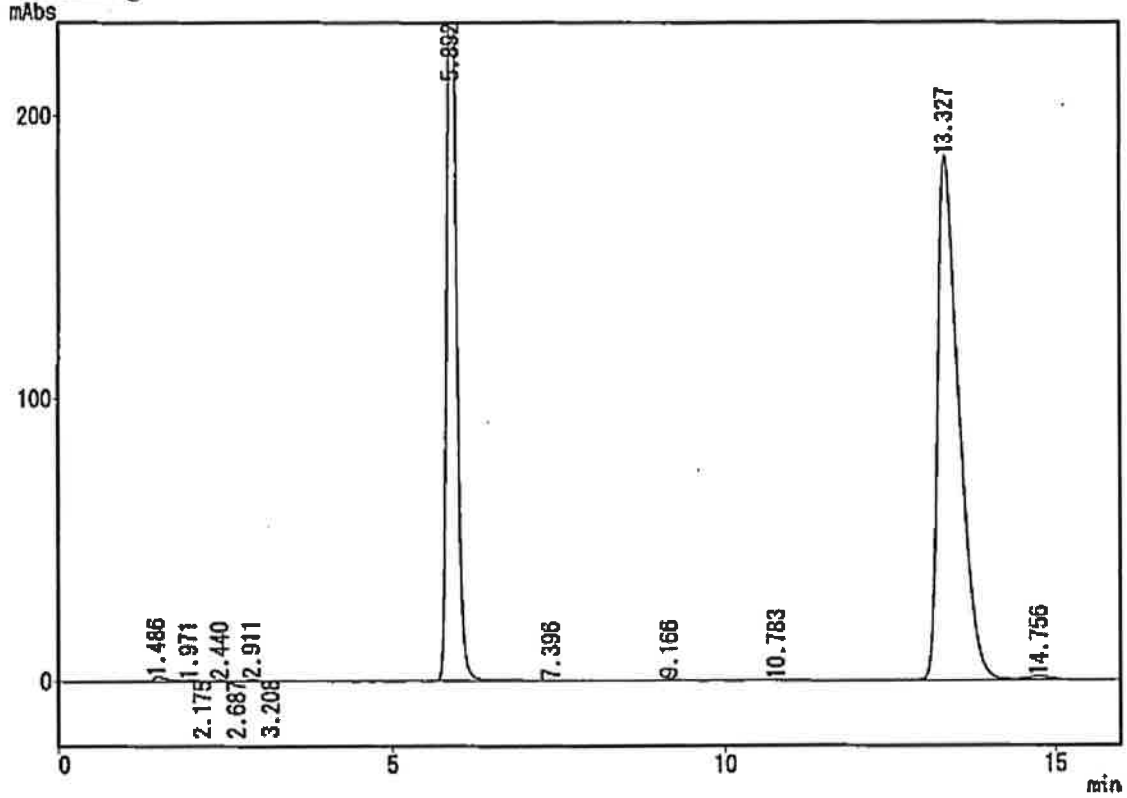


*** Peak Report ***

PKNO	TIME	AREA	HEIGHT	MK	IDNO	CONC	NAME
1	1.481	15393	1548	V		0.2170	
2	1.982	2416	228	V		0.0341	
3	2.178	1298	176	V		0.0183	
4	2.471	1399	134	V		0.0197	
5	2.912	2357	341	V		0.0332	
6	5.894	2814027	302517			39.8685	
7	7.403	7828	679			0.1104	
8	9.169	18125	1346	V		0.2555	
9	13.329	4224937	185639			59.5577	
10	14.746	6080	339			0.0857	
		7093860	492945			100.0000	

CLASS-LC10 Ver=1.62 System No=1 Ch=1 Report No=33 Data=AH3N22.D04 03/04/22 13:25:46
 Sample: BF
 ID: 40°C-6M
 Type: Unknown sample
 Detector: SPD-10A single
 Operator: Shirou Sawa
 Method: !AHR1028.MET

*** Chromatogram *** Filename: AH3N22.C04



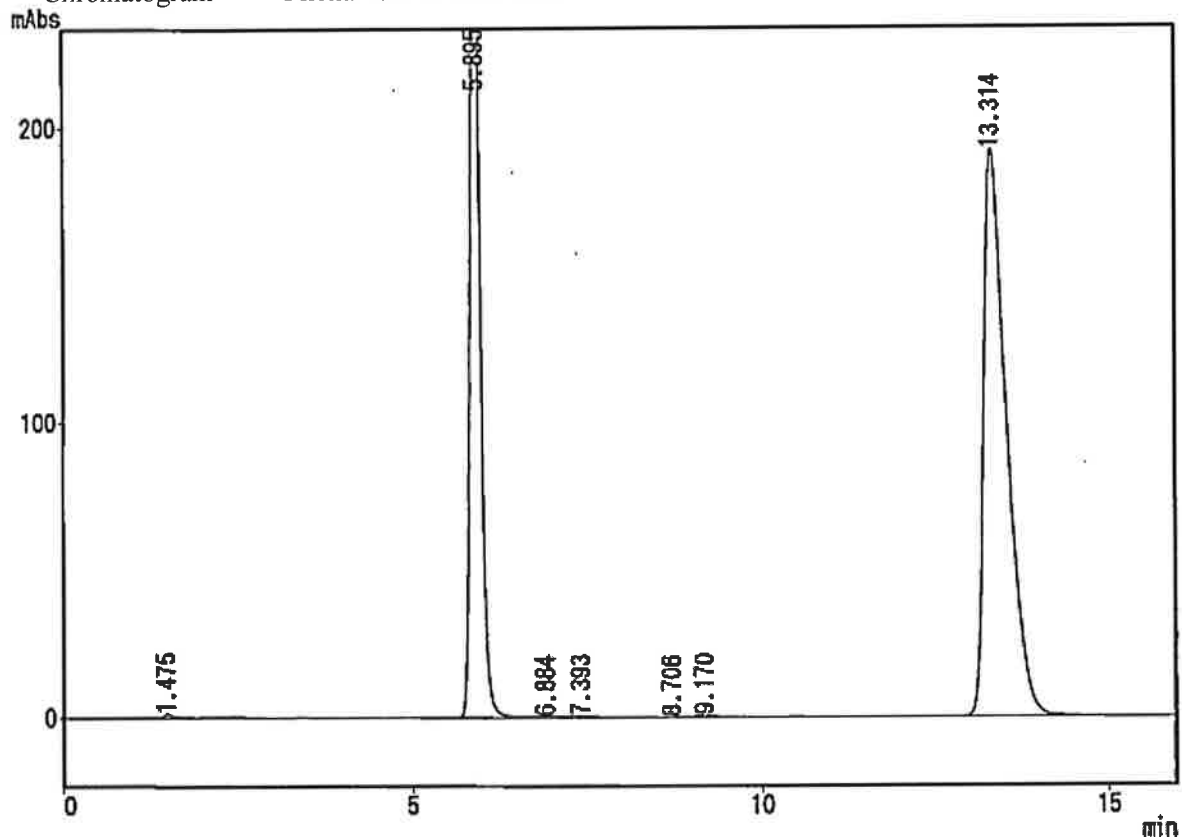
*** Peak Report ***

PKNO	TIME	AREA	HEIGHT	MK	IDNO	CONC	NAME
1	1.486	23939	1819	V		0.3343	
2	1.971	4231	505	V		0.0591	
3	2.175	1414	211	V		0.0197	
4	2.440	4989	444	V		0.0694	
5	2.687	1271	169	V		0.0177	
6	2.911	7124	917	V		0.0995	
7	3.208	1311	127	V		0.0183	
8	5.892	2848573	304476	S		39.7811	
9	7.396	2201	197	T		0.0307	
10	9.166	9418	711	V		0.1315	
11	10.783	2921	191	V		0.0408	
12	13.327	4222386	184975			58.9668	
13	14.756	30859	1228	V		0.4309	

7180615 495969 100.0000

CLASS-LC10 Ver=1.62 System No=1 Ch=1 Report No=34 Data=AH3N22.D05 03/04/22 13:43:14
 Sample: A01
 ID: 25°C-4M
 Type: Unknown sample
 Detector: SPD-10A single
 Operator: Shirou Sawa
 Method: !AHR1028.MET

*** Chromatogram *** Filename: AH3N22.C05

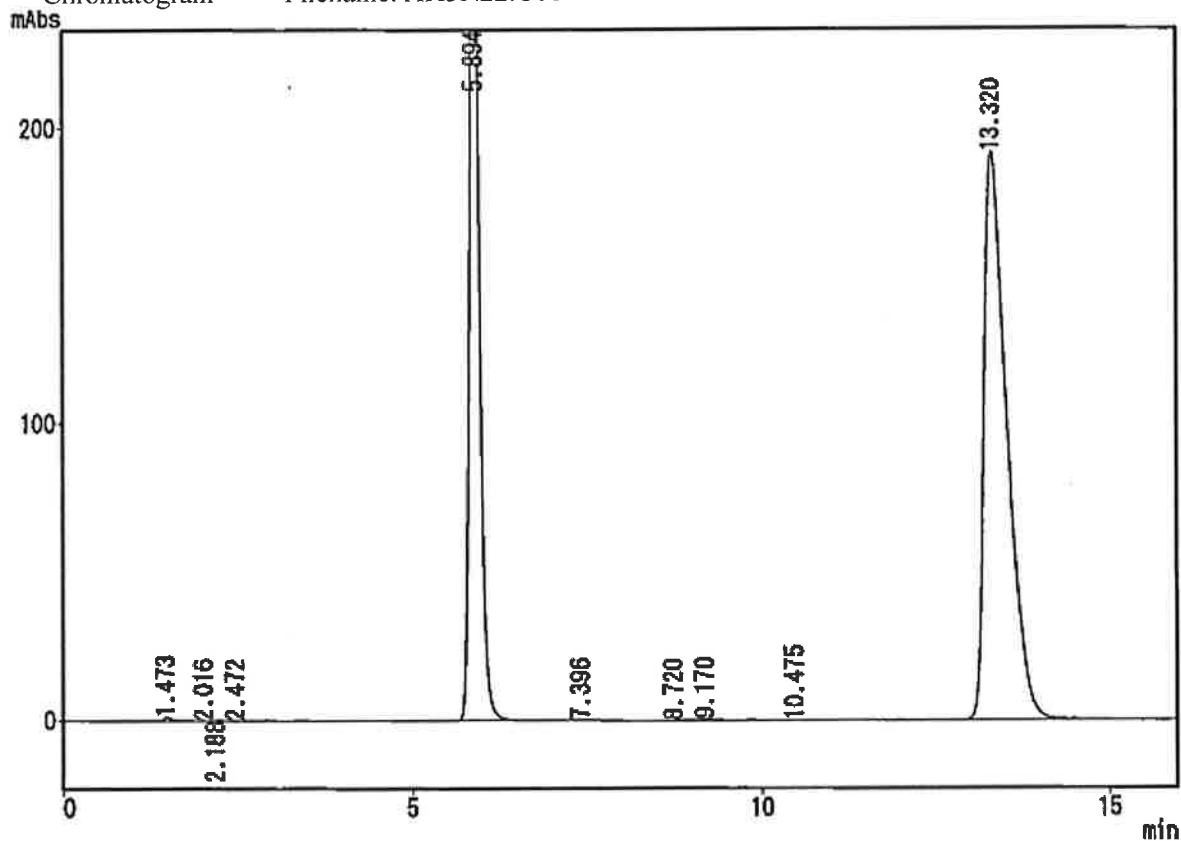


*** Peak Report ***

PKNO	TIME	AREA	HEIGHT	MK	IDNO	CONC	NAME
1	1.475	11771	1337	SV		0.1610	
2	5.895	2839972	305128			38.8489	
3	6.884	12107	373	V		0.1658	
4	7.393	6430	471	V		0.0880	
5	8.706	1673	126			0.0229	
6	9.170	10537	794	V		0.1441	
7	13.314	4427810	192151			60.5695	
		7310300	500380			100.0000	

CLASS-LC10 Ver=1.62 System No=1 Ch=1 Report No=35 Data=AH3N22.D06 03/04/22 14:00:42
 Sample: A03
 ID: 25°C-4M
 Type: Unknown sample
 Detector: SPD-10A single
 Operator: Shirou Sawa
 Method: !AHR1028.MET

*** Chromatogram *** Filename: AH3N22.C06

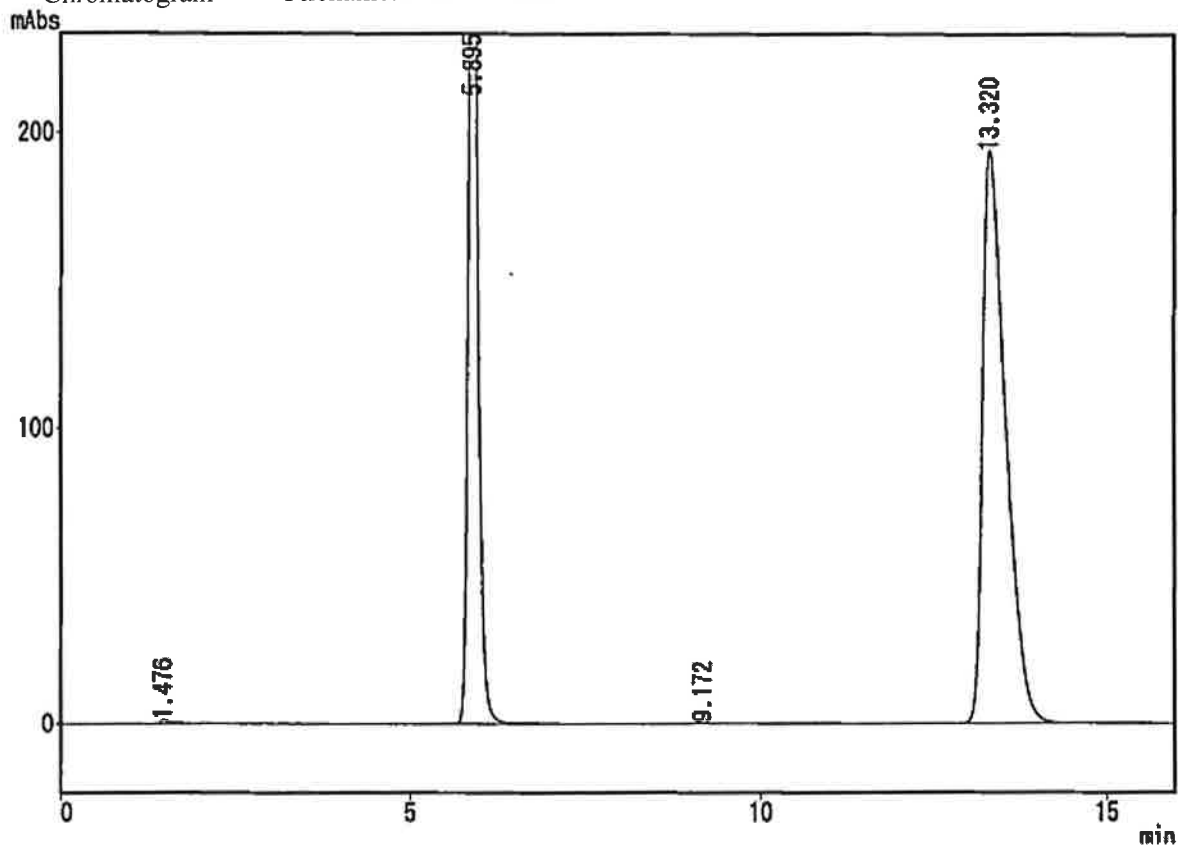


*** Peak Report ***

PKNO	TIME	AREA	HEIGHT	MK	IDNO	CONC	NAME
1	1.473	11713	1383	SV		0.1609	
2	2.016	1258	117	T		0.0173	
3	2.188	1064	103	TV		0.0146	
4	2.472	1051	82	TV		0.0144	
5	5.894	2840521	305524			39.0137	
6	7.396	4561	380			0.0626	
7	8.720	1972	144			0.0271	
8	9.170	7400	553	V		0.1016	
9	10.475	1409	84			0.0193	
10	13.320	4409879	191505			60.5684	
		7280826	499875			100.0000	

CLASS-LC10 Ver=1.62 System No=1 Ch=1 Report No=36 Data=AH3N22.D07 03/04/22 14:18:12
 Sample: BF
 ID: 25°C-4M
 Type: Unknown sample
 Detector: SPD-10A single
 Operator: Shirou Sawa
 Method: !AHR1028.MET

*** Chromatogram *** Filename: AH3N22.C07

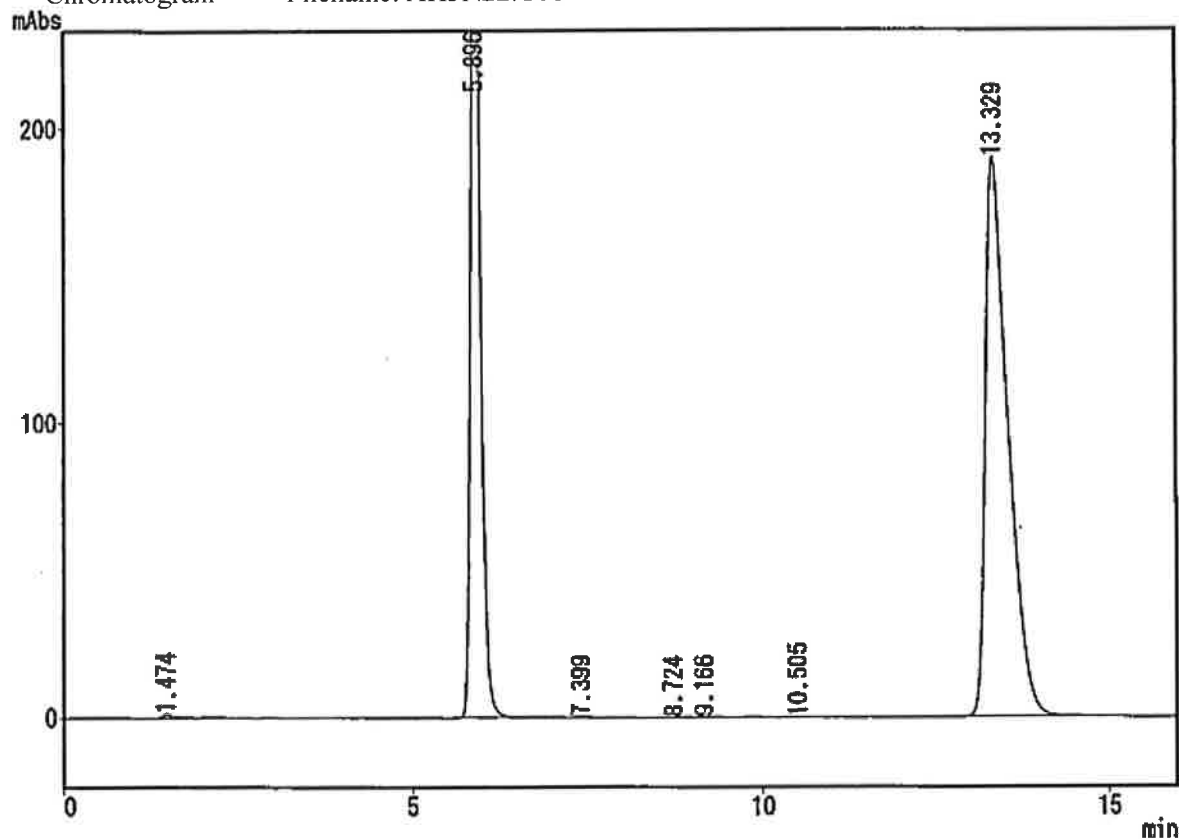


*** Peak Report ***

PKNO	TIME	AREA	HEIGHT	MK	IDNO	CONC	NAME
1	1.476	14738	1308	V		0.2013	
2	5.895	2832712	304412			38.6819	
3	9.172	5195	396			0.0709	
4	13.320	4470457	193753	S		61.0459	
		7323102	499870			100.0000	

CLASS-LC10 Ver=1.62 System No=1 Ch=1 Report No=37 Data=AH3N22.D08 03/04/22 14:35:40
 Sample: A01
 ID: 25°C-6M
 Type: Unknown sample
 Detector: SPD-10A single
 Operator: Shirou Sawa
 Method: !AHR1028.MET

*** Chromatogram *** Filename: AH3N22.C08



*** Peak Report ***

PKNO	TIME	AREA	HEIGHT	MK	IDNO	CONC	NAME
1	1.474	10357	1271	V		0.1436	
2	5.896	2823021	303878			39.1311	
3	7.399	5142	430			0.0713	
4	8.724	1643	122			0.0228	
5	9.166	4570	346	V		0.0633	
6	10.505	1338	94			0.0185	
7	13.329	4368198	189924			60.5494	
		7214269	496062			100.0000	

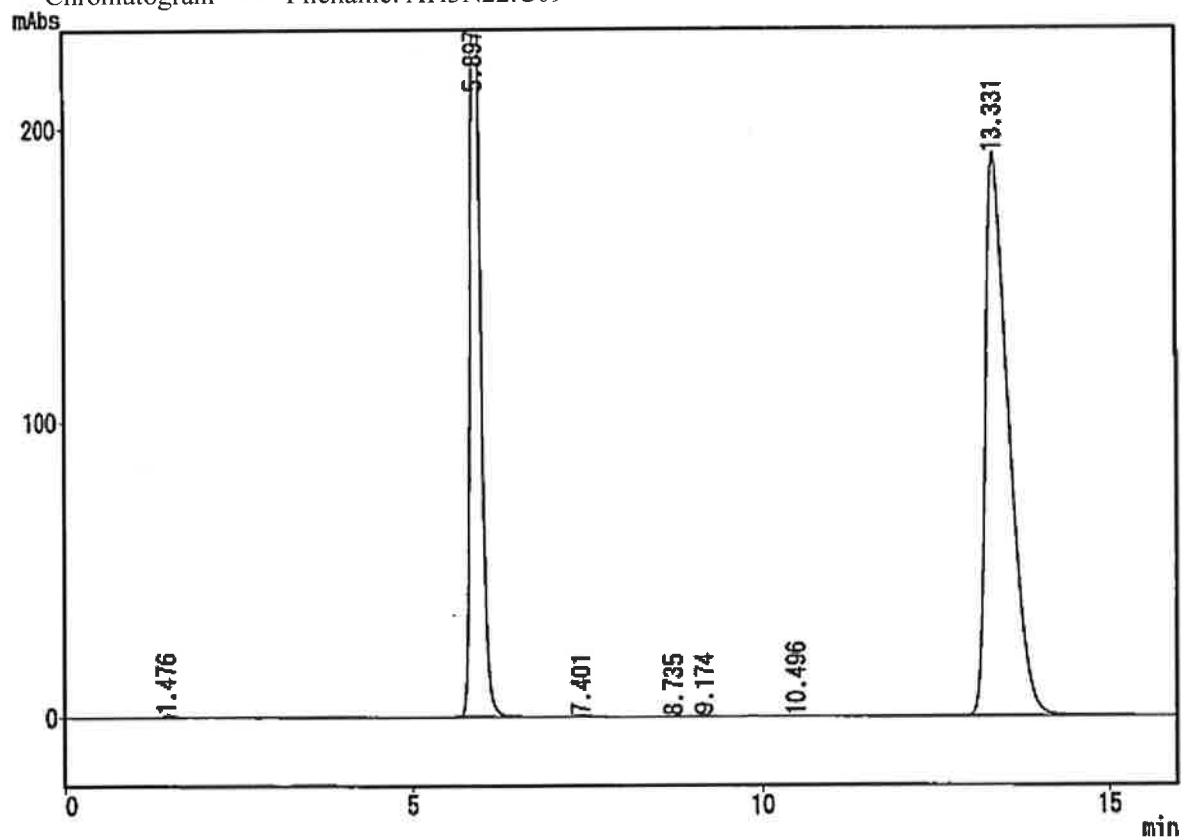
37 - 1/1

03/04/22 14:51:54

11

Sample: A03
 ID: 25°C-6M
 Type: Unknown sample
 Detector: SPD-10A single
 Operator: Shirou Sawa
 Method: !AHR1028.MET

*** Chromatogram *** Filename: AH3N22.C09

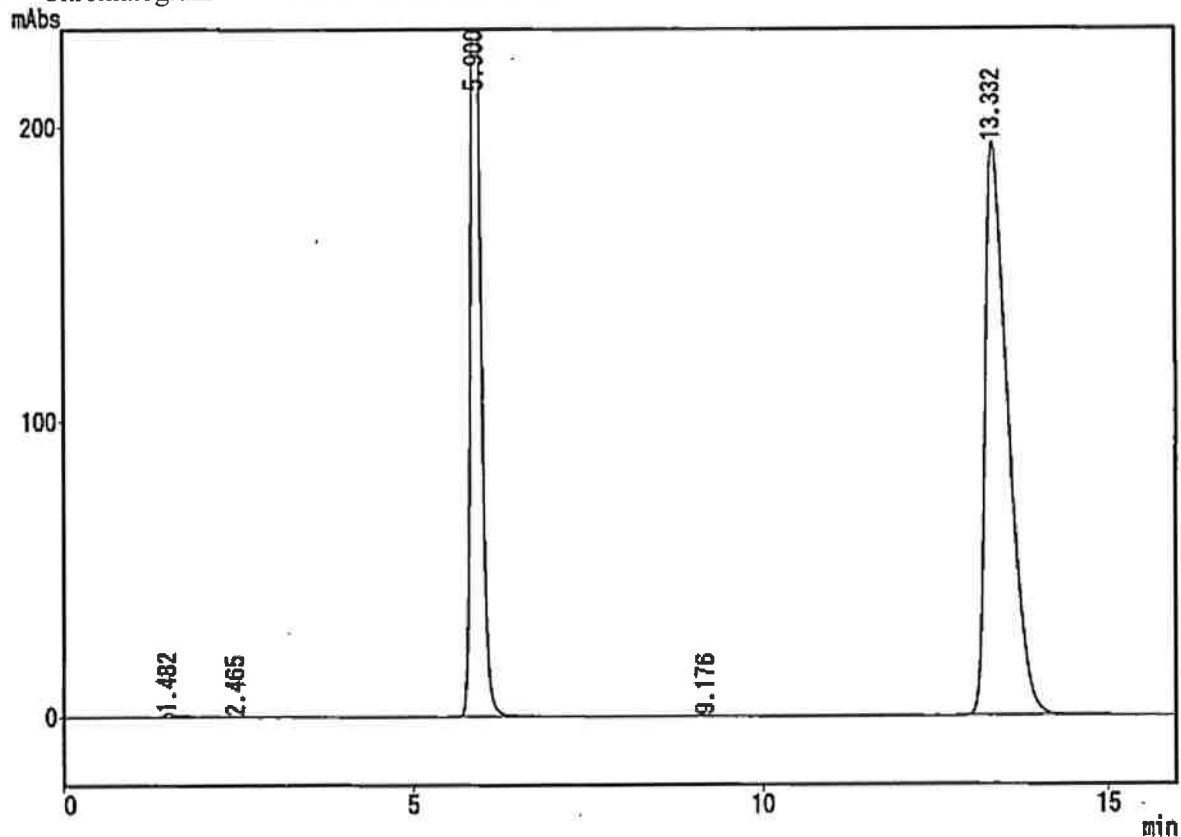


*** Peak Report ***

PKNO	TIME	AREA	HEIGHT	MK	IDNO	CONC	NAME
1	1.476	9893	1142	V		0.1363	
2	5.897	2826921	304114			38.9537	
3	7.401	5145	438			0.0709	
4	8.735	1792	134			0.0247	
5	9.174	7142	534	V		0.0984	
6	10.496	1668	109			0.0230	
7	13.331	4404577	191086			60.6930	
		7257137	497556			100.0000	

Sample: BF
 ID: 25°C-6M
 Type: Unknown sample
 Detector: SPD-10A single
 Operator: Shirou Sawa
 Method: !AHR1028.MET

*** Chromatogram *** Filename: AH3N22.C10

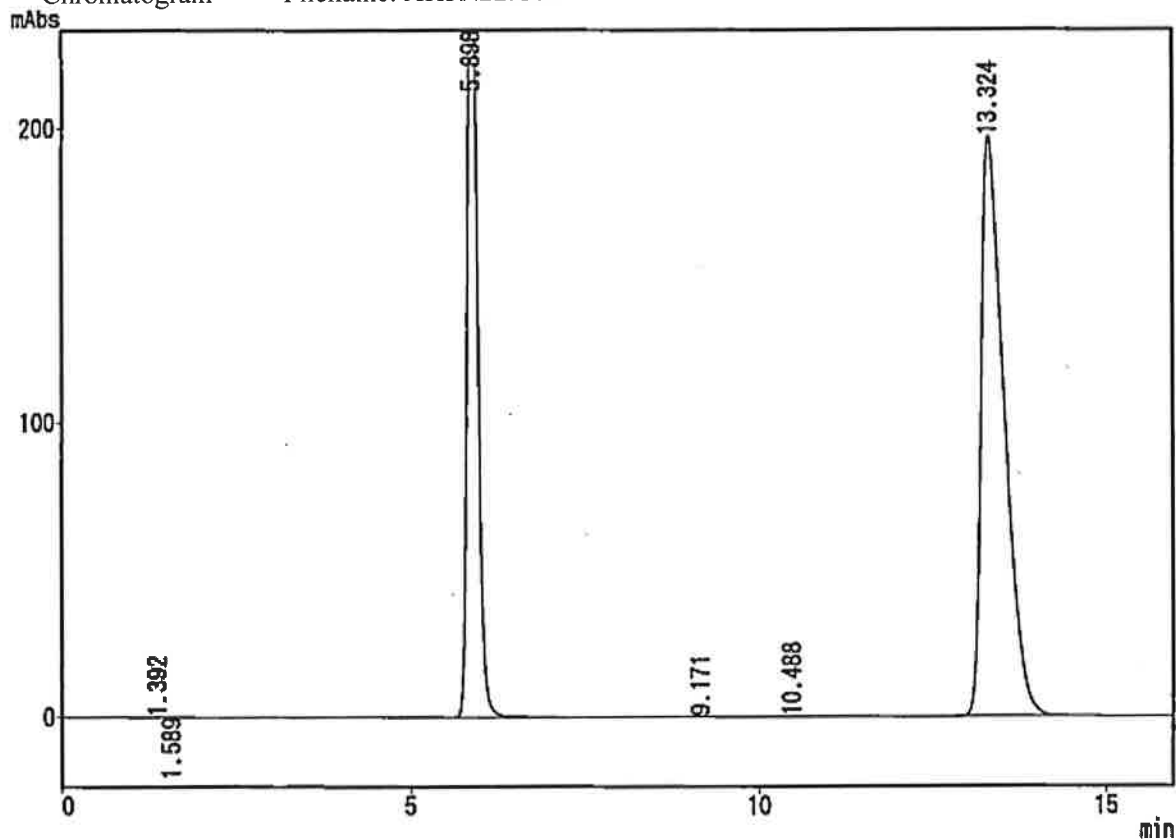


*** Peak Report ***

PKNO	TIME	AREA	HEIGHT	MK	IDNO	CONC	NAME
1	1.482	15801	1277	SV		0.2119	
2	2.465	1935	183	V		0.0263	
3	5.900	2852405	305281			38.7508	
4	9.176	4107	311			0.0558	
5	13.332	4486855	194369			60.9552	
		7360903	601420			100.0000	

CLASS-LC10 Ver=1.62 System No=1 Ch=1 Report No=40 Data=AH3N22.D11 03/04/22 15:28:08
 Sample: STD
 ID:
 Type: Unknown sample
 Detector: SPD-10A single
 Operator: Shirou Sawa
 Method: !AHR1028.MET

*** Chromatogram *** Filename: AH3N22.C11



*** Peak Report ***

PKNO	TIME	AREA	HEIGHT	MK	IDNO	CONC	NAME
1	1.392	1803	131	V		0.0244	
2	1.589	1967	149	V		0.0266	
3	5.898	2834325	305722			38.2981	
4	9.171	2666	202	V		0.0360	
5	10.488	2142	135			0.0289	
6	13.324	4557786	197363			61.5860	
		7400889	503701			100.0000	

試験計画書

試験名：EP に適合するプロナック点眼液の処方設計

試験コード：P2002B131

試験系：なし

開発記号：AHR10282B

試験開始日：2002年06月26日

試験操作開始予定日：2002年06月26日

試験操作終了予定日：2002年12月28日

試験終了予定日：2003年01月31日

試験施設：千寿製薬株式会社 コーベクリエティブセンター
神戸市西区室谷一丁目5番4号

(業務分担)

試験責任者：澤 嗣郎 試験計画書作成、試験操作および報告書作成

試験従事者：藤田 修平 試験操作

試験物質：ブロムフェナクナトリウム

目的：プロナック点眼液は自社で開発した抗炎症剤であり、ヨーロッパへの導出を検討中である。しかし、現処方では保存効力が EP の基準に適合していないため、本研究では保存効力を強化するよう、保存剤、添加剤および pH の最適化を行う。

試験方法：

1) 安定性試験

下記のブロムフェナクナトリウム点眼液のチロキサポール配合量、塩化ベンザルコニウム配合量および pH を種々変えて、外観を観察する。濁らなかつた処方を無色ポリプロピレン容器に充填し、70℃、60℃、40℃75%RH に保存後、経時的にブロムフェナクナトリウム含量、pH、外観および不溶性異物について試験する。また、凍結融解を10回繰り返し、外観および不溶性異物を観察する。

<HPLC 条件>

検出器：紫外吸光光度計(測定波長：266nm)

カラム：Capcelpak AG-120

カラム温度：25℃付近の一定温度

移動相：リン酸二水素アンモニウム 1.98g を水 750mL に溶かし、リン酸を加えて pH7.3 に調整した後、アセトニトリル 250mL を混和する。

流速：ブロムフェナクナトリウムの溶出時間が約 18 分となるように調整する。

試料注入量：10μL

処 方	
ブロムフェナクナトリウム	0.1g
塩化ベンザルコニウム	0.005g~0.01g
チロキサポール	0.02~0.15g
ポピドン(K-30)	2.0g
エデト酸ナトリウム	0.02g
ホウ酸	適量
ホウ砂	適量
精製水	適量
pH	7.0~8.3
全量	100 mL

ホウ酸およびホウ砂の配合量は pH および浸透圧をあわせるように調整する。

2) 保存効力試験

実験 1) で安定性を確認した処方を試料とする。EP に準じて行う。即ち、5 本の滅菌された共栓付き試験管に試料を分注し、下記の試験菌を細菌は 10⁶CFU/mL、真菌は 10⁷CFU/mL になるよう調製し、サンプル入り試験管 1 本につき 1 菌種をサンプル接種後に細菌は 10⁶CFU/mL、真菌は 10⁷CFU/mL になるように接種する。菌を接種したサンプル入り試験管を 20~25℃で保管し、6 時間、24 時間、1 週間後、2 週間後、3 週間後及び 4 週間後にサンプリングを行う。各試験管からサンプルを 0.5mL 分取し、4.5mL の滅菌生理食塩液で 10 倍希釈を 1~3 回行いシャーレに 1mL 接種し、細菌には不活化剤(レシチン 0.1% ポリソルベート 80 0.7%) 入りソリベーション・キャピタリゼット寒天培地 (SCD 寒天培地) 15~20mL を分注する。また、真菌には不活化剤 (レシチン 0.1% ポリソルベート 80 0.7%) 入りパロ・ブドウ糖寒天培地 15~20mL を分注し、下記条件下で培養を行い菌数の確認を行う。

	被検菌株	培養条件
細菌	<i>Staphylococcus aureus</i> ATCC 6538	30~35℃
	<i>Escherichia coli</i> ATCC 8739	
	<i>Pseudomonas aeruginosa</i> ATCC 9027	
真菌	<i>Candida albicans</i> ATCC 10231	20~25℃
	<i>Aspergillus niger</i> ATCC 16404	


試験責任者の署名

2002 年 06 月 26 日

澤 嗣郎 

応用開発 GM の署名

2002 年 06 月 26 日

大崎 聡 

FORM 計画-5(第5版 2000.02.01)

試験計画書の変更書 No.1

試験名: EP に適合するプロナック点眼液の処方設計

試験コード: P2002B131

変更日: 2003 年 02 月 28 日

変更前:

試験操作終了予定日 : 2002 年 12 月 28 日

試験終了予定日 : 2003 年 01 月 31 日

変更後:


試験操作終了予定日 : 2003 年 04 月 25 日

試験終了予定日 : 2003 年 05 月 30 日

変更理由:

製剤化検討の結果、保存効力がヨーロッパ薬局方の A 基準に適合し、ポリプロピレン容器では安定な処方が設定できた。さらに、海外でよく用いられるポリエチレン容器での安定性を確認するため、試験期間の延長を行う。

試験責任者の署名 2003 年 02 月 28 日 澤 副郎 

応用開発 GM の承認 2003 年 02 月 28 日 大崎 聡 

保存効力試験記録書

試験期間: 02.07.03 ~ 02.08.07

試験コード: P2002B131



試験実施者: 藤田 修平

試験責任者: 澤 嗣太郎 印

試験物質: プラチマ点眼液 Lot No. 02502-1

処方

- (100 mL 中) A-01
- プラチマ点眼液 0.1g
- 砂糖 1.1g
- 砂 1.1g
- 塩化ベンザルコウム 0.005g
- 和キチン 0.02g
- ポピドン (ポリビニルピロリドン K30) 2g
- エチ酸ナトリウム 0.02g
- 水酸化ナトリウム 適量
- 精製水 適量

結果

試験菌接種日 02年 07月 03日

菌数確認日	接種菌数	試験実施日												
		07/03	07/04	07/10	07/17	07/24	07/31	07/08	07/12	07/22	07/26	08/02		
S.aureus*1	2.1 x 10 ⁶	0	0	0	0	0	0	0	0	0	0	0	0	0
E.coli*1	6.5 x 10 ⁶	0	0	0	0	0	0	0	0	0	0	0	0	0
P.aeruginosa*1	5.8 x 10 ⁶	0	0	0	0	0	0	0	0	0	0	0	0	0
C.albicans*2	3.2 x 10 ⁵	0	0	0	0	0	0	0	0	0	0	0	0	0
A.niger*2	1.8 x 10 ⁵	0	0	0	0	0	0	0	0	0	0	0	0	0

unit : CFU/mL

使用機器: SANYO イネバタ MIR-551 機器番号 400061 温度設定 30~35°C *1 試験菌培養機器

SANYO イネバタ MIR-251 機器番号 300257 温度設定 20~25°C *2 試験菌培養機器

保存効力試験記録書

試験期間: 22.07.03 ~ 23.08.07

試験コード: P2002B131

試験実施者: 藤田 修平 (印)

試験責任者: 澤 角昭彦 印

試験物質: 7-UM7エタクトリウム点眼液 Lot No. 02S0221

処方

- (100 mL 中)
- A-02
- 7-UM7エタクトリウム 0.1g
- 砂酸 1.1g
- 砂砂 1.1g
- 塩化ベンザルニウム 0.005g
- 和キチール 0.05g
- ホピトソ (ホピトニル^oトソ K30) 2g
- エデト酸ナトリウム 0.02g
- 水酸化ナトリウム 適量
- 精製水 適量

結果

試験菌接種日 22年07月03日

	接種菌数	試験実施日						
		07/03/24	07/04/04	07/10	07/17	07/24	07/31	08/07
菌数確認日	07/08	07/08	07/12	07/22	07/26	08/02		
<i>S.aureus</i> *1	2.1 × 10 ⁶	1.7 × 10 ⁵	0	0	0	0	0	
菌数確認日	07/08	07/08	07/12	07/22	07/26	08/02		
<i>E.coli</i> *1	6.5 × 10 ⁶	0	0	0	0	0	0	
菌数確認日	07/08	07/08	07/12	07/22	07/26	08/02		
<i>P.aeruginosa</i> *1	5.8 × 10 ⁶	0	0	0	0	0	0	
菌数確認日	07/08	07/08	07/12	07/22	07/26	08/02		
<i>C.albicans</i> *2	3.2 × 10 ⁵	1	0	0	0	0	0	
菌数確認日	07/10	1	0	0	0	0	0	
<i>A.niger</i> *2	1.8 × 10 ⁵	1	0	0	0	0	0	
菌数確認日	07/10	1	0	0	0	0	0	

unit : CFU/mL

使用機器 : SANYO イキエック MIR-551 機器番号 400061 温度設定 30~35°C *1 試験菌培養機器

SANYO イキエック MIR-251 機器番号 300257 温度設定 20~25°C *2 試験菌培養機器

ガチフロキサシンとブロムフェナクナトリウムの相互作用
 ブロムフェナクナトリウムの安定性

試験コード:P2002B131
 試験実施者: 澤 嗣郎
 試験実施日:2002年07月05日

ID	Chromato No.	AM	Peak Area IS	Ratio	Conc. (mg/mL)	Remaining (%)	Correction (%)	pH	F.L.M.	Turbid	Permeation (%)
STD	AH2S051.C01	2295054	1378449	1.6650	0.10008						
A-01	Initial AH2S051.C02	2274085	1375224	1.6536	0.09939	100.00		8.17	--	--	
A-02	Initial AH2S051.C03	2269283	1358768	1.6701	0.10039	100.00		8.16	--	--	
A-03	Initial AH2S051.C04	2269941	1365568	1.6623	0.09992	100.00		8.15	--	--	
A-04	Initial AH2S051.C05	2263909	1357737	1.6674	0.10022	100.00		8.15	--	--	

1/8

4-Jul-2002 17:37:41		4-Jul-2002 17:35:18	
001:	- 0.02013 9	001:	+ 1.100 9
002:	- 0.05019 9	002:	+ 1.102 9
003:	- 0.03013 9	003:	+ 1.100 9
004:	- 0.02008 9	004:	+ 1.100 9
005:	+ 0.02003 9	005:	+ 2.003 9
006:	+ 0.02004 9	006:	+ 2.002 9
007:	+ 0.02003 9	007:	+ 2.000 9
008:	+ 0.02001 9	008:	+ 1.004 9
009:	+ 0.10000 9	009:	+ 1.100 9
010:	+ 0.10000 9	010:	+ 1.099 9
011:	+ 0.10002 9	011:	+ 1.102 9
012:	+ 0.10000 9	012:	+ 1.100 9

'02/ 7/04 19:17
 PH 8.14
 ATC 26.2°C

 '02/ 7/04 19:19
 PH 8.15
 ATC 26.2°C

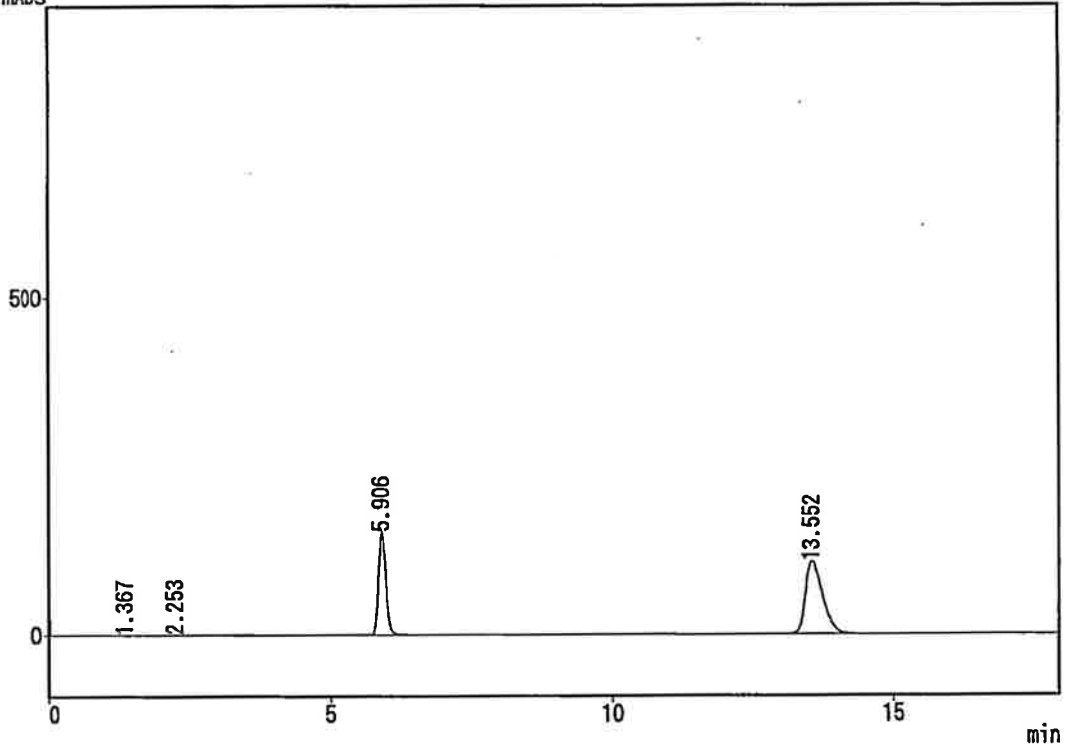
 '02/ 7/04 19:22
 PH 8.14
 ATC 26.2°C

 '02/ 7/04 19:24
 PH 8.14
 ATC 26.5°C

CLASS-LC10 Ver.=1.62 システム番号=1 Ch=1 ポート番号=80 データ=AH2S051.D01 02/07/05 17:26:18

サンプル : STD
ID :
タイプ : 未知試料
検出器 : SPD-10A シンク
オペレータ名 : 澤 嗣郎
メソッド名 : !AHR1028.MET

*** カマトグラム *** ファイル名:AH2S051.C01
mAbs



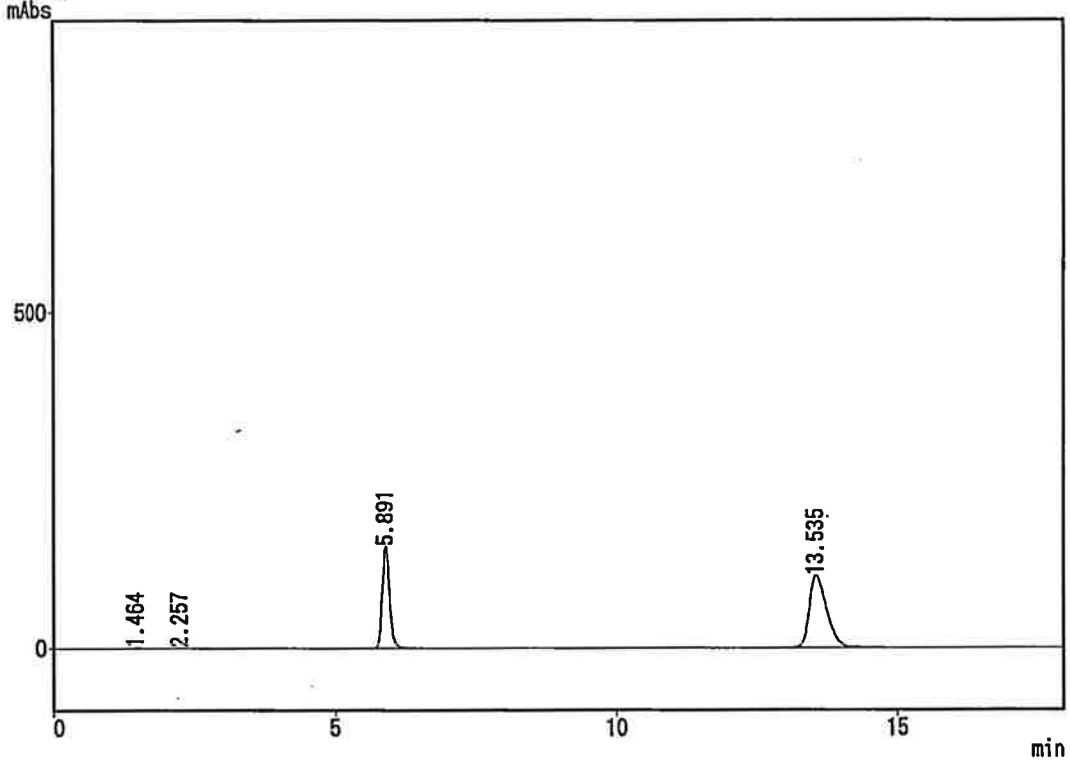
*** ヒートレポート ***

PKNO	TIME	AREA	HEIGHT	MK	IDNO	CONC	NAME
1	1.367	1222	104	V		0.0332	
2	2.253	1810	251			0.0492	
3	5.906	1378449	154339			37.4931	
4	13.552	2295054	108334	S		62.4244	
		3676536	263028			100.0000	

CLASS-LC10 Ver.=1.62 システム番号=1 Ch=1 レポート番号=81 データ=AH2S051.D02 02/07/05 17:45:40

サンプル : A-01
ID : Initial
タイプ : 未知試料
検出器 : SPD-10A シンクル
オペレーター名 : 澤 嗣郎
メソッド名 : !AHR1028.MET

*** カロマトグラム *** ファイル名:AH2S051.C02



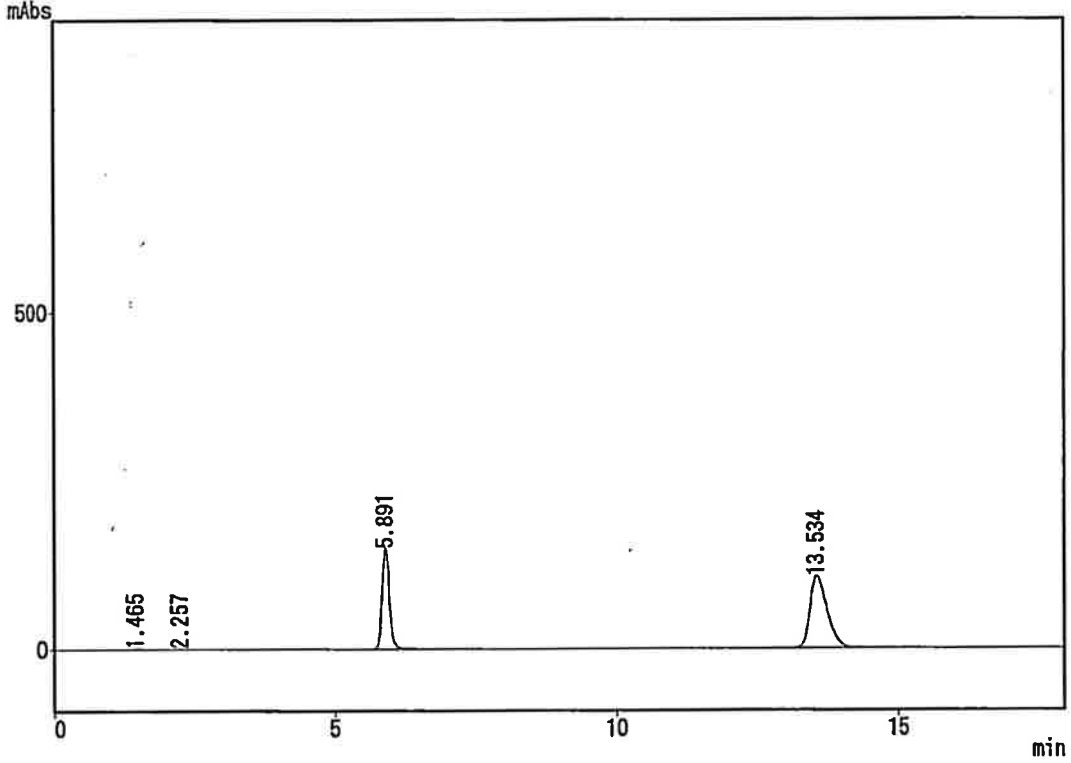
*** ピークレポート ***

PKNO	TIME	AREA	HEIGHT	MK	IDNO	CONC	NAME
1	1.464	6178	664	V		0.1688	
2	2.257	3091	383	V		0.0845	
3	5.891	1375224	151679			37.5890	
4	13.535	2274085	106745			62.1576	
		3658577	259471			100.0000	

CLASS-LC10 Ver.=1.62 システム番号=1 Ch=1 検体番号=82 データ名=AH2S051.D03 02/07/05 18:05:04

サンプル名 : A-02
ID : Initial
タイプ : 未知試料
検出器 : SPD-10A シンク
オペレーター名 : 澤 嗣郎
メソッド名 : IHR1028.MET

*** カマトグラム *** ファイル名:AH2S051.C03



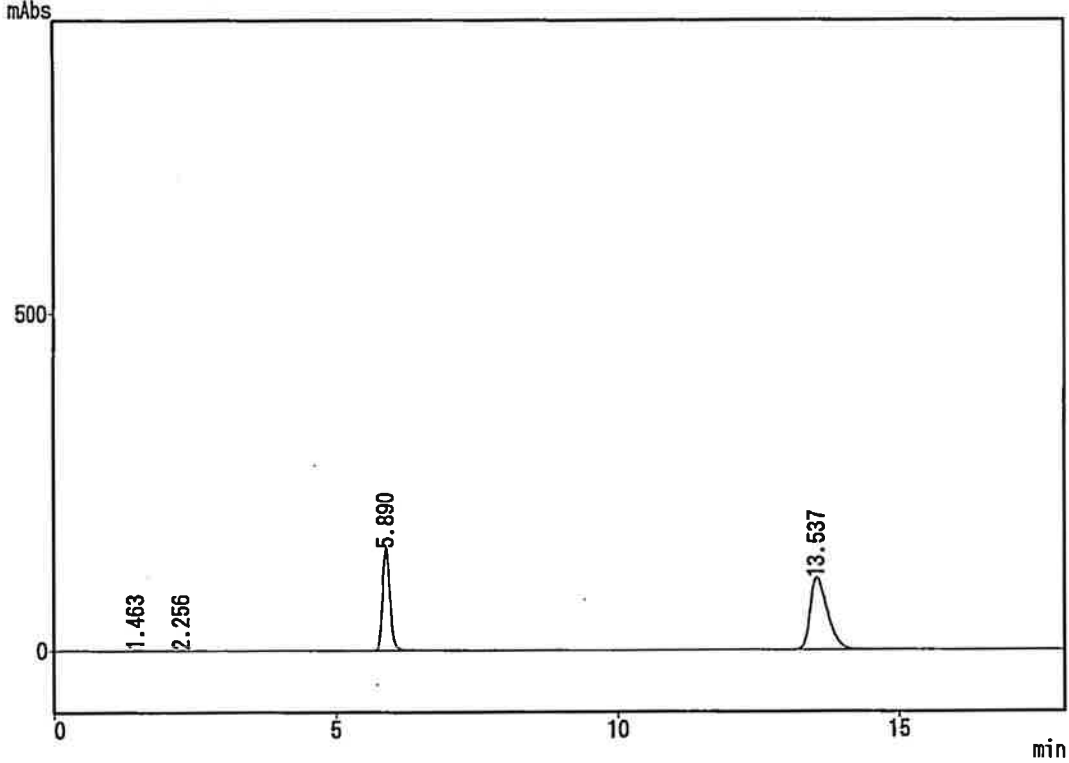
*** ピークレポート ***

PKNO	TIME	AREA	HEIGHT	MK	IDNO	CONC	NAME
1	1.465	5868	668	V		0.1614	
2	2.257	2050	283	V		0.0564	
3	5.891	1358768	150061			37.3702	
4	13.534	2269283	106534			62.4121	
		3635969	257545			100.0000	

CLASS-LC10 Ver.=1.62 システム番号=1 Ch=1 レポート番号=83 データ=AH2S051.D04 02/07/05 18:24:24

サンプル : A-03
ID : Initial
タイプ : 未知試料
検出器 : SPD-10A シンク
オペレーター名 : 澤 嗣郎
メソッド名 : ICHR1028.MET

*** カロマトグラム *** ファイル名:AH2S051.C04



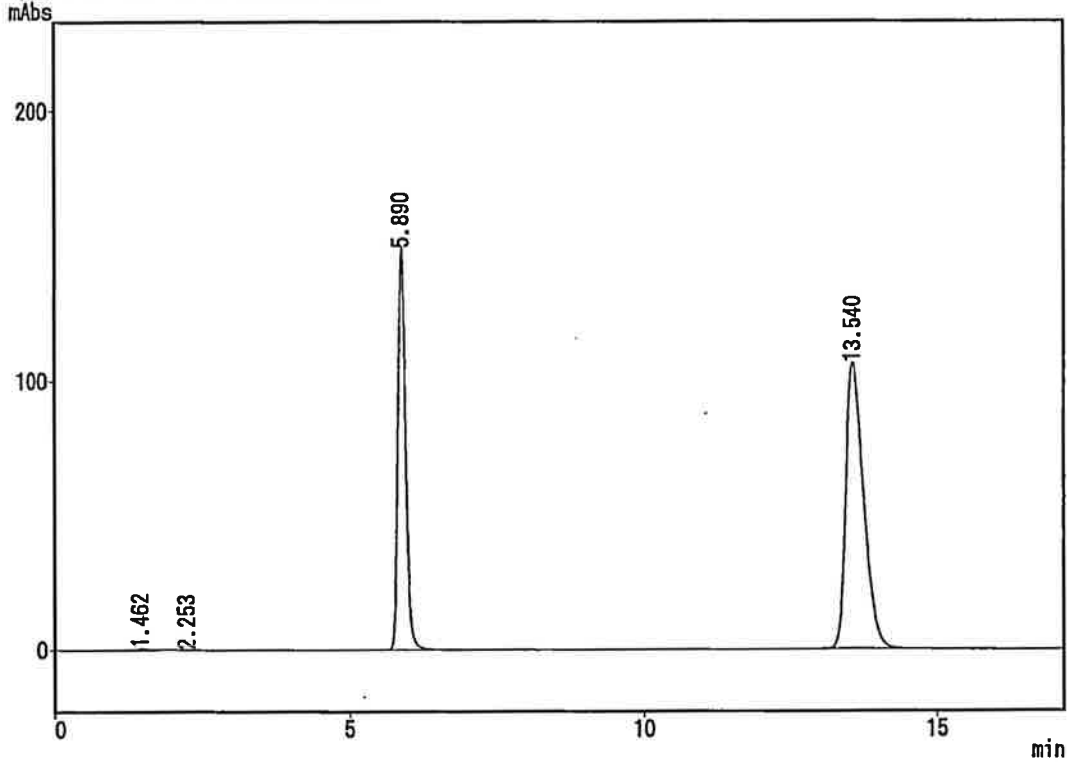
*** ピークレポート ***

PKNO	TIME	AREA	HEIGHT	MK	IDNO	CONC	NAME
1	1.463	6461	707	V		0.1773	
2	2.256	1704	223	V		0.0468	
3	5.890	1365568	150905			37.4778	
4	13.537	2269941	106639			62.2982	
		3643673	258474			100.0000	

CLASS-LC10 Ver.=1.62 システム番号=1 Ch=1 レポート番号=84 テータ=AH2S051.D05 02/07/05 18:43:46

サンプル : A-04
ID : Initial
タイプ : 未知試料
検出器 : SPD-10A シンクル
オペレータ名 : 澤 嗣郎
メソッド名 : !AHR1028.MET

*** クロマトグラム *** ファイル名:AH2S051.C05



*** ピークレポート ***

PKNO	TIME	AREA	HEIGHT	MK	IDNO	CONC	NAME
1	1.462	7533	767	V		0.2075	
2	2.253	1708	194	V		0.0470	
3	5.890	1357737	150024	S		37.3941	
4	13.540	2263909	106350			62.3514	
		3630886	257336			100.0000	

プロムフェナクナトリウムの安定性
Lot No.02S051

試験コード:P2002B131
試験実施者: 澤 嗣郎
試験実施日:2002年07月12日

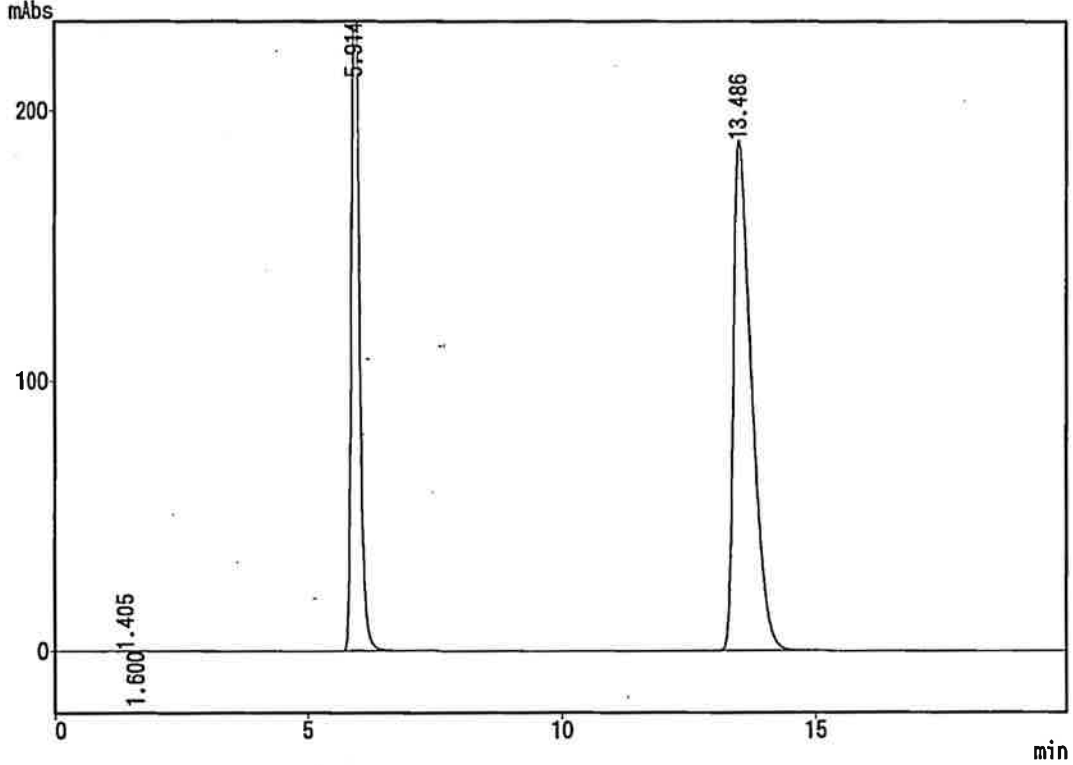
ID	Chromato No.	Peak Area		Ratio	Conc. (mg/mL)	Remaining (%)	Correction (%)	pH	F.I.M.	Turbid
		AM	IS							
STD	AH2S12.C01	4618881	2811272	1.6430						
STD	AH2S12.C10	4540394	2758913	1.6457						
STD	Mean			1.6444	0.10008					
A-01	70°C-1W AH2S12.C02	4593092	2811409	1.6337	0.09943	100.04	96.32	8.15	—	—
A-02	70°C-1W AH2S12.C03	4535814	2784696	1.6288	0.09913	98.74	95.20	8.16	—	—
A-03	70°C-1W AH2S12.C04	4555172	2797288	1.6284	0.09911	99.19	95.64	8.16	—	—
A-04	70°C-1W AH2S12.C05	4621523	2784880	1.6595	0.10100	100.78	97.27	8.16	—	—
A-01	60°C-1W AH2S12.C06	4492682	2763499	1.6257	0.09894	99.55	98.10	8.16	—	—
A-02	60°C-1W AH2S12.C07	4475578	2762011	1.6204	0.09862	98.24	96.66	8.17	—	—
A-03	60°C-1W AH2S12.C08	4480284	2765521	1.6201	0.09860	98.68	97.27	8.17	—	—
A-04	60°C-1W AH2S12.C09	4540394	2758913	1.6457	0.10016	99.94	98.48	8.17	—	—

1/12

CLASS-LC10 Ver.=1.62 システム番号=1 Ch=1 レポート番号=2 データ=AH2S12.D01 02/07/12 12:33:20

サンプル名 : STD
ID :
タイプ : 未知試料
検出器 : SPD-10A シンク
オペレーター名 : 澤 嗣郎
メソッド名 : ICHR1028.MET

*** カリブレーション *** ファイル名:AH2S12.C01



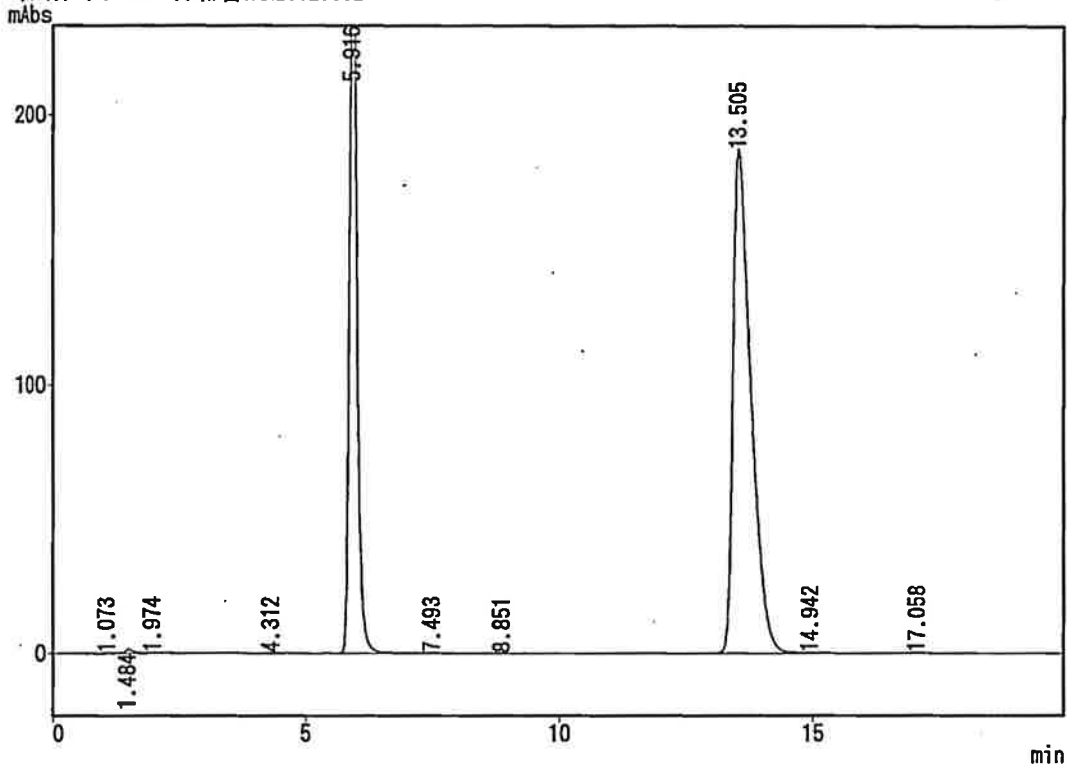
*** ピークレポート ***

PKNO	TIME	AREA	HEIGHT	MK	IDNO	CONC	NAME
1	1.405	1859	149	V		0.0250	
2	1.600	2261	229	V		0.0304	
3	5.914	2811272	277954			37.8150	
4	13.486	4618881	188637			62.1296	
		7434273	466969			100.0000	

CLASS-LC10 Ver.=1.62 システム番号=1 Ch=1 検出器番号=3 テンプレート=AH2S12.D02 02/07/12 12:53:26

サンプル : A-01
 ID : 70°C-1W
 タイプ : 未知試料
 検出器 : SPD-10A シンチレーション
 オペレーター名 : 澤 嗣郎
 メソッド名 : !AHR1028.MET

*** カロリグラム *** ファイル名:AH2S12.C02



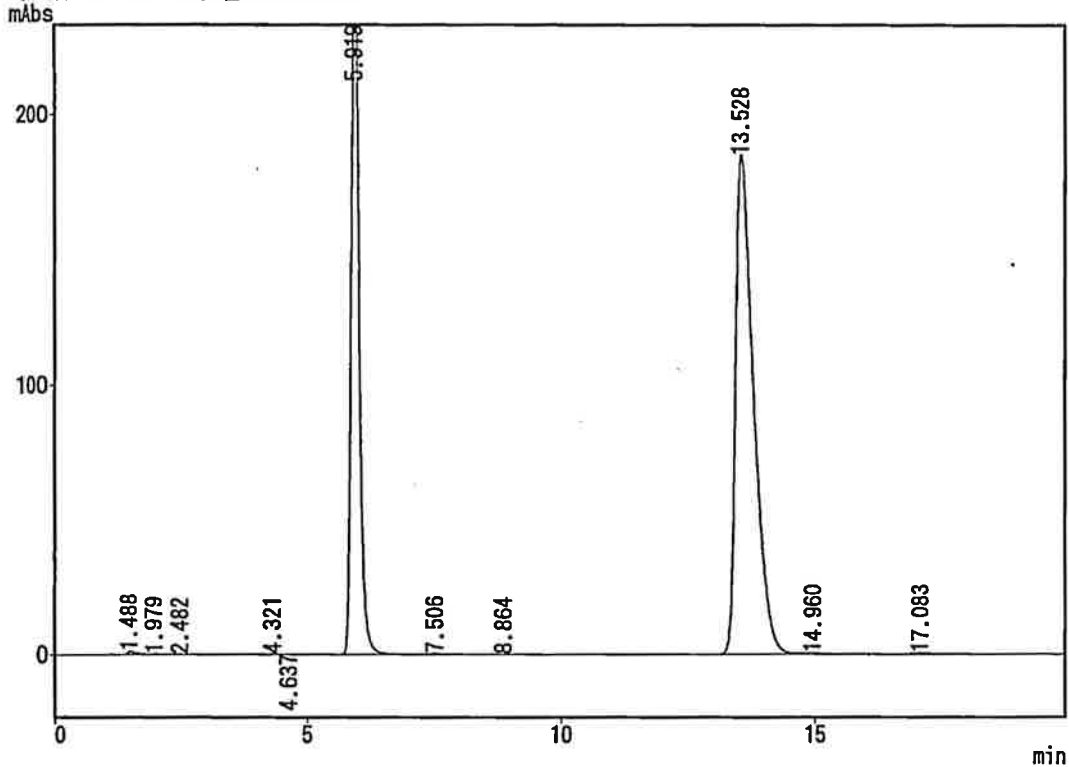
*** ピークレポート ***

PKNO	TIME	AREA	HEIGHT	MK	IDNO	CONC	NAME
1	1.073	1466	177			0.0197	
2	1.484	16758	1481	V		0.2251	
3	1.974	4426	216	V		0.0594	
4	4.312	2063	242			0.0277	
5	5.916	2811409	278271	S		37.7584	
6	7.493	4002	325	T		0.0537	
7	8.851	1084	78			0.0146	
8	13.505	4593092	187161	S		61.6872	
9	14.942	2539	146	T		0.0341	
10	17.058	8945	355			0.1201	
		7445783	468452			100.0000	

CLASS-LC10 Ver.=1.62 システム番号=1 Ch=1 ピーク番号=4 テンプレート=AH2S12.D03 02/07/12 13:13:32

サンプル : A-02
ID : 70°C-1W
タイプ : 未知試料
検出器 : SPD-10A シンク
オペレーター名 : 澤 嗣郎
メソッド名 : ICHR1028.MET

*** カロリグラム *** ファイル名:AH2S12.C03



*** ピークレポート ***

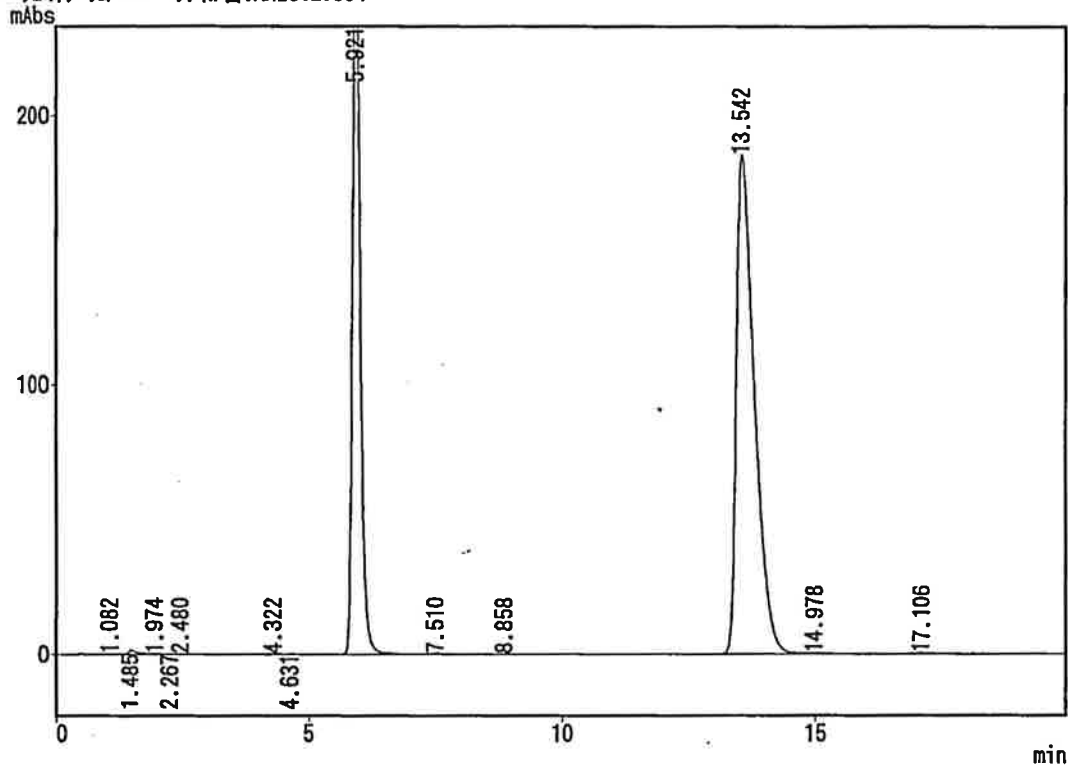
PKNO	TIME	AREA	HEIGHT	MK	IDNO	CONC	NAME
1	1.488	14720	1319	V		0.2000	
2	1.979	3611	212	V		0.0491	
3	2.482	1023	92	V		0.0139	
4	4.321	2268	238			0.0308	
5	4.637	1092	84	V		0.0148	
6	5.919	2784696	276050	S		37.8364	
7	7.506	4073	333	T		0.0553	
8	8.864	1095	75			0.0149	
9	13.528	4535814	185022	S		61.6292	
10	14.960	2391	141	T		0.0325	
11	17.083	9061	368			0.1231	

7359843 463933 100.0000

CLASS-LC10 Ver.=1.62 システム番号=1 Ch=1 レポート番号=5 テータ=AH2S12.D04 02/07/12 13:33:38

サンプル : A-03
 ID : 70°C-1W
 タイプ : 未知試料
 検出器 : SPD-10A シンク
 オペレータ名 : 澤 嗣郎
 メソッド名 : !AHR1028.MET

*** カマトグラム *** ファイル名:AH2S12.C04



*** ピークレポート ***

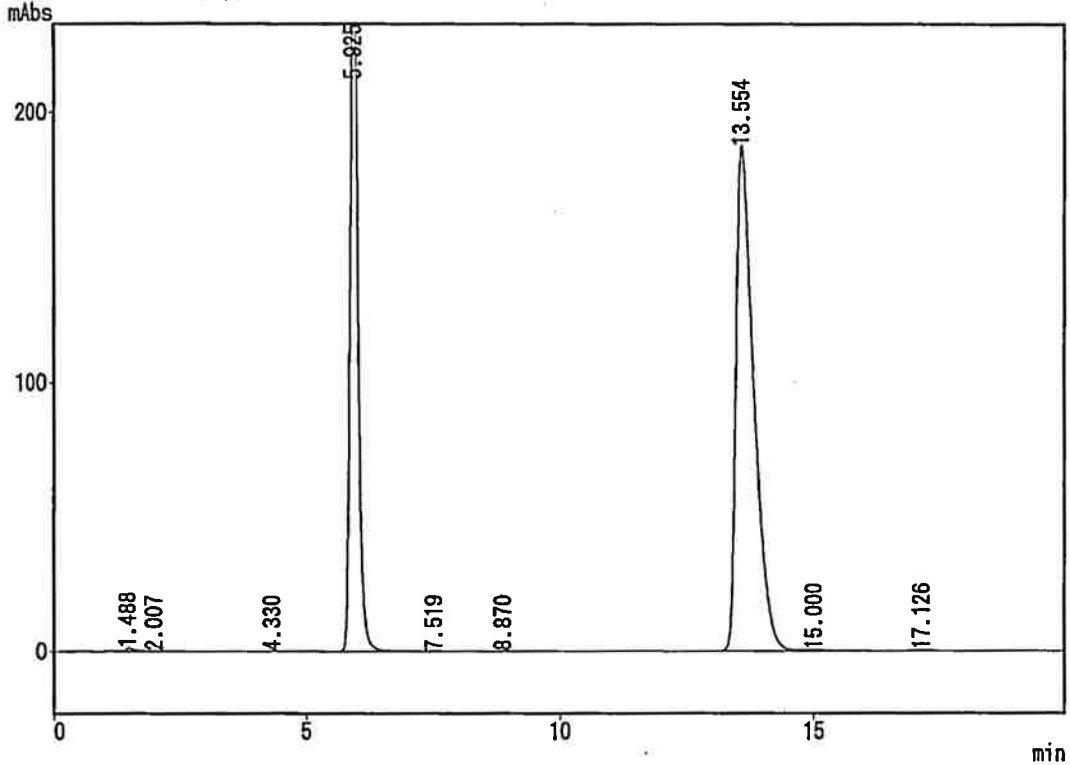
PKNO	TIME	AREA	HEIGHT	MK	IDNO	CONC	NAME
1	1.082	1198	138	V		0.0162	
2	1.485	16951	1483	V		0.2291	
3	1.974	3712	222	V		0.0502	
4	2.267	1155	130	V		0.0156	
5	2.480	1704	117	V		0.0230	
6	4.322	2334	254			0.0316	
7	4.631	1214	85	V		0.0164	
8	5.921	2797288	277875	SV		37.8146	
9	7.510	3857	317	T		0.0521	
10	8.858	1245	91			0.0168	
11	13.542	4555172	185511	S		61.5783	
12	14.978	2782	160	T		0.0376	
13	17.106	8760	356			0.1184	

7397371 466737 100.0000

CLASS-LC10 Ver.=1.62 システム番号=1 Ch=1 検出器番号=6 データ=AH2S12.D05 02/07/12 13:53:44

サンプル : A-04
ID : 70°C-1W
タイプ : 未知試料
検出器 : SPD-10A シンクル
オペレータ名 : 澤 嗣郎
メソッド名 : !AHR1028.MET

*** カロマトグラム *** ファイル名:AH2S12.C05



*** ピークレポート ***

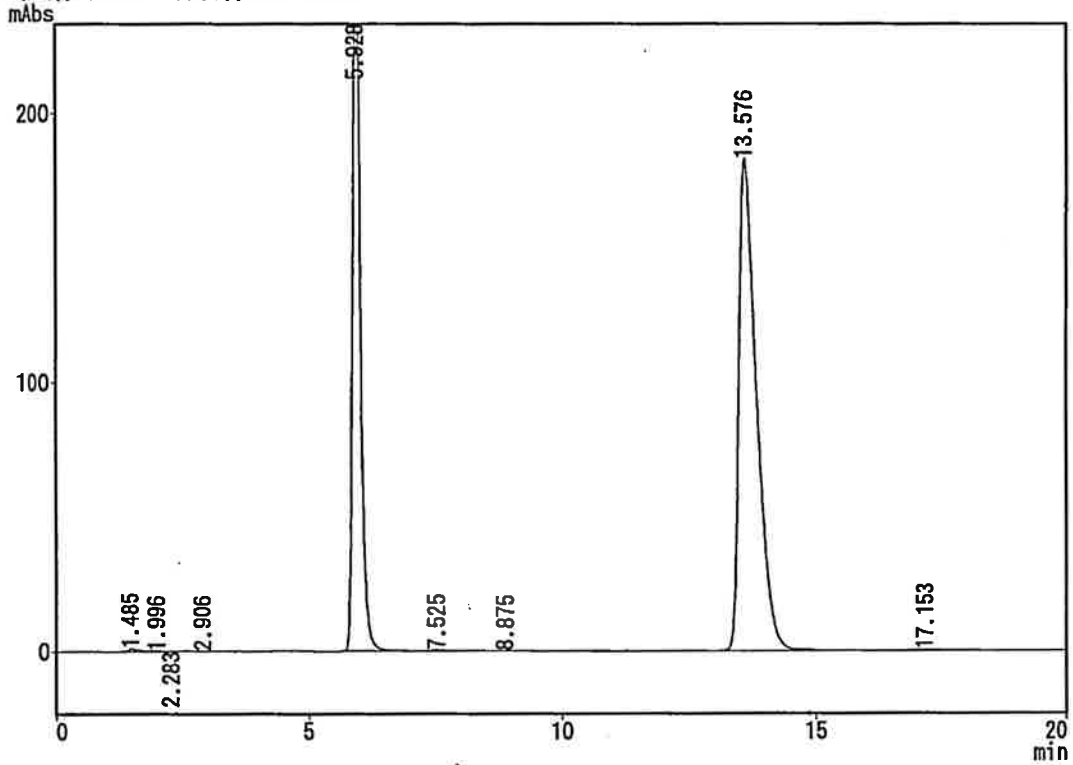
PKNO	TIME	AREA	HEIGHT	MK	IDNO	CONC	NAME
1	1.488	13817	1274	V		0.1857	
2	2.007	1828	103	V		0.0246	
3	4.330	1887	239			0.0254	
4	5.925	2784880	276061	S		37.4330	
5	7.519	1583	128	T		0.0213	
6	8.870	1531	105			0.0206	
7	13.554	4621523	187705	S		62.1202	
8	15.000	4964	261	T		0.0667	
9	17.126	7633	314			0.1026	

7439645 466191 100.0000

CLASS-LC10 Ver.=1.62 システム番号=1 Ch=1 検出器番号=7 データ名=AH2S12.D06 02/07/12 14:13:50

サンプル名 : A-01
ID : 60°C-1W
タイプ : 未知試料
検出器 : SPD-10A シンク
オペレーター名 : 澤 嗣郎
メソッド名 : IHR1028.MET

*** カロマトグラム *** ファイル名:AH2S12.C06



*** ピークレポート ***

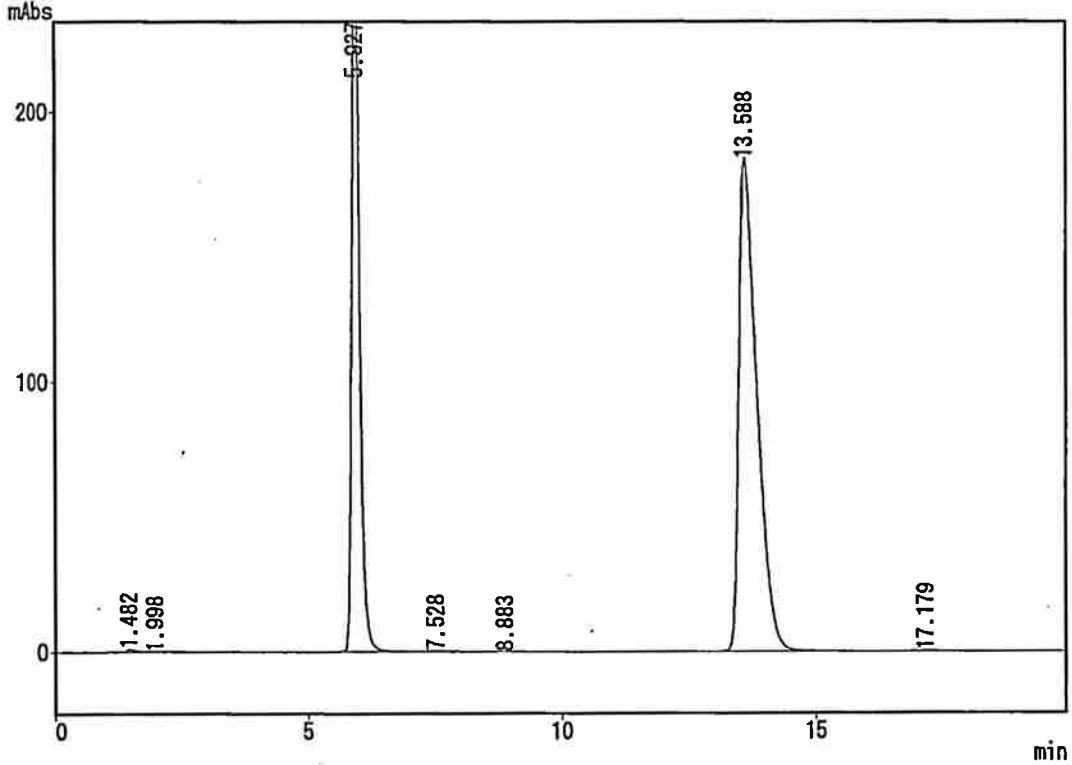
PKNO	TIME	AREA	HEIGHT	MK	IDNO	CONC	NAME
1	1.485	13490	1165	V		0.1851	
2	1.996	2340	163	V		0.0321	
3	2.283	1708	111	V		0.0234	
4	2.906	1316	117	V		0.0181	
5	5.928	2763499	274808			37.9275	
6	7.525	4030	317			0.0553	
7	8.875	1984	139			0.0272	
8	13.576	4492682	183211			61.6596	
9	17.153	5218	214			0.0716	

7286267 460245 100.0000

CLASS-LC10 Ver.=1.62 システム番号=1 Ch=1 ポート番号=8 データ=AH2S12.D07 02/07/12 14:33:56

サンプル : A-02
ID : 60°C-1W
タイプ : 未知試料
検出器 : SPD-10A シンク
オペレーター名 : 澤 嗣郎
メソッド名 : !AHR1028.MET

*** カマトグラム *** ファイル名:AH2S12.C07



*** ピークレポート ***

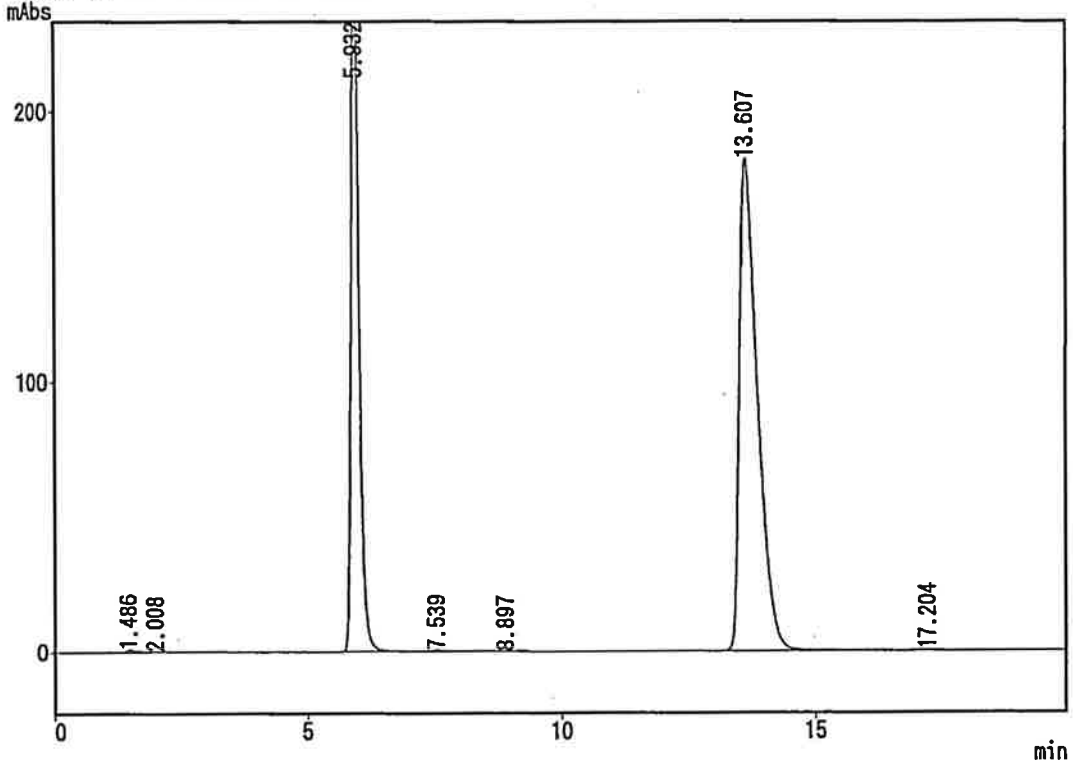
PKNO	TIME	AREA	HEIGHT	MK	IDNO	CONC	NAME
1	1.482	13709	1259	V		0.1887	
2	1.998	2000	124	V		0.0275	
3	5.927	2762011	274729			38.0170	
4	7.528	4308	339			0.0593	
5	8.883	2130	148			0.0293	
6	13.588	4475578	182534			61.6030	
7	17.179	5462	221			0.0752	

7265198 459354 100.0000

CLASS-LC10 Ver.=1.62 システム番号=1 Ch=1 ピーク番号=9 テータ=AH2S12.D08 02/07/12 14:54:02

サンプル : A-03
 ID : 60°C-1W
 タイプ : 未知試料
 検出器 : SPD-10A シンクル
 オペレータ名 : 澤 嗣郎
 サンプル名 : !AHR1028.MET

*** クロマトグラム *** ファイル名:AH2S12.C08



*** ピークレポート ***

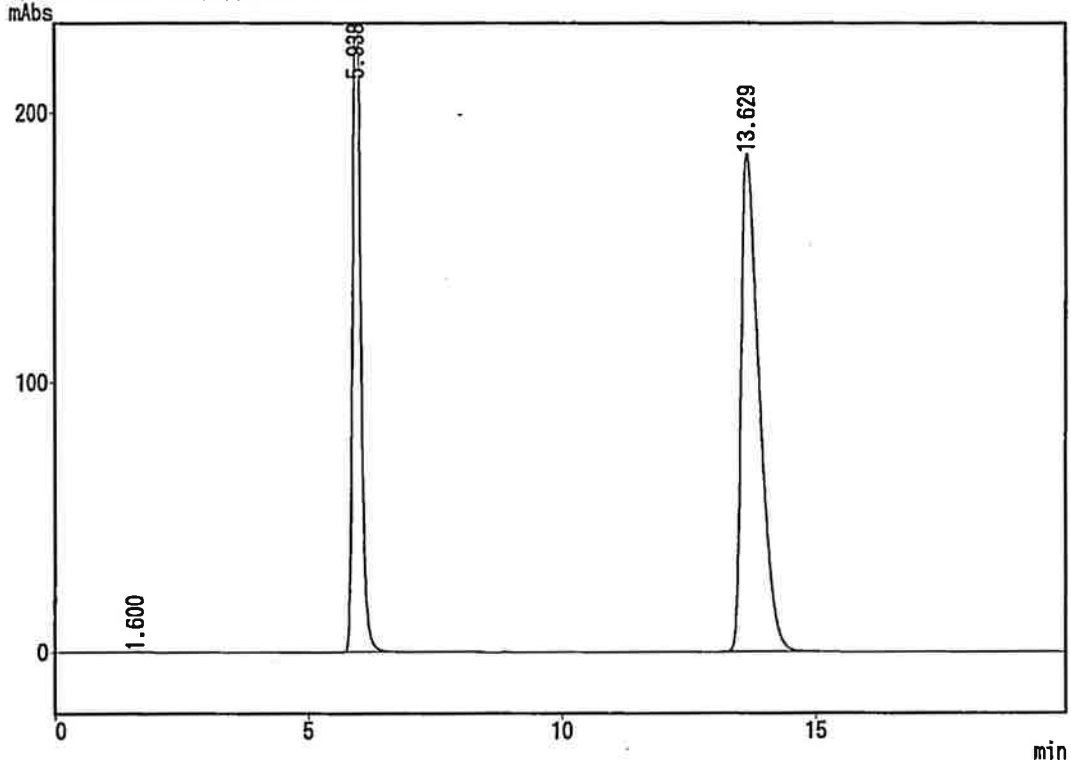
PKNO	TIME	AREA	HEIGHT	MK	IDNO	CONC	NAME
1	1.486	11360	973	V		0.1563	
2	2.008	2312	130	V		0.0318	
3	5.932	2765521	274583			38.0385	
4	7.539	3910	309			0.0538	
5	8.897	2214	156			0.0304	
6	13.607	4480284	182403			61.6244	
7	17.204	4710	197			0.0648	

7270311 458751 100.0000

CLASS-LC10 Ver.=1.62 システム番号=1 Ch=1 ポート番号=11 データ=AH2S12.D10 02/07/12 15:34:14

サンプル : STD
ID :
タイプ : 未知試料
検出器 : SPD-10A シンク
オペレータ名 : 澤 嗣郎
メソッド名 : !AHR1028.MET

*** クロマトグラム *** ファイル名:AH2S12.C10



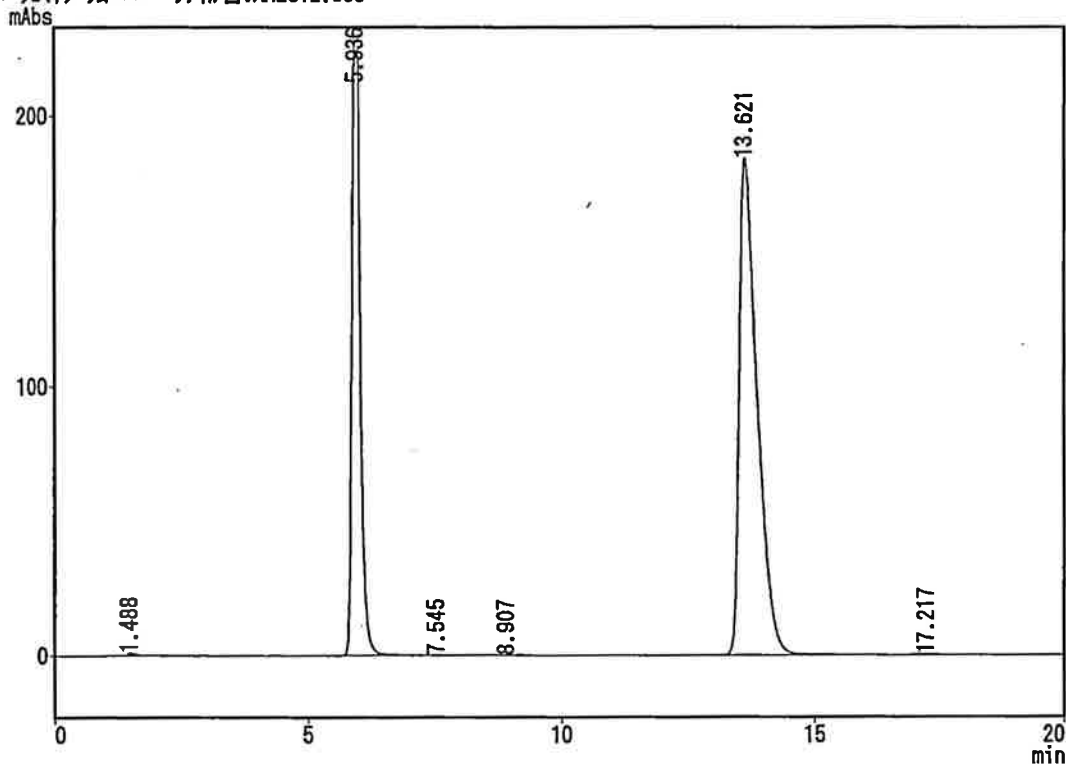
*** ピークレポート ***

PKNO	TIME	AREA	HEIGHT	MK	IDNO	CONC	NAME
1	1.600	5243	312	V		0.0716	
2	5.938	2762336	273550			37.7314	
3	13.629	4553477	184896			62.1970	
		7321056	458758			100.0000	

CLASS-LC10 Ver.=1.62 システム番号=1 Ch=1 ポート番号=10 データ=AH2S12.D09 02/07/12 15:14:08

サンプル : A-04
ID : 60°C-1W
タイプ : 未知試料
検出器 : SPD-10A シック
オペレーター名 : 澤 嗣郎
メソッド名 : IHR1028.MET

*** カロマトグラム *** ファイル名:AH2S12.C09



*** ピークレポート ***

PKNO	TIME	AREA	HEIGHT	MK	IDNO	CONC	NAME
1	1.488	12318	1081	SV		0.1683	
2	5.936	2758913	274327			37.6900	
3	7.545	1528	120			0.0209	
4	8.907	2378	163			0.0325	
5	13.621	4540394	184383			62.0270	
6	17.217	4493	187			0.0614	
		7320023	460260			100.0000	

10 - 1/1

02/07/12 15:34:20

/2

プロムフェナクナトリウムの安定性
Lot No.:02S051

試験コード:P2002B131
試験実施者: 澤 嗣郎
試験実施日:2002年07月19日

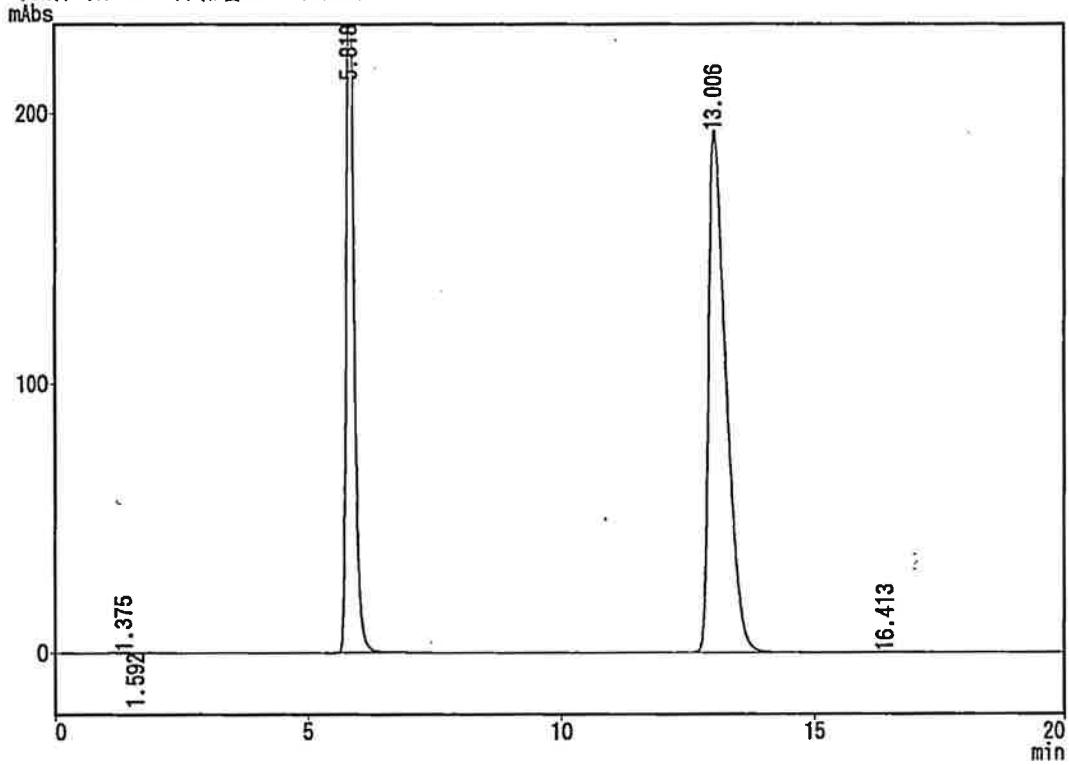
ID	Chromato No.	AM	Peak Area IS	Ratio	Conc. (mg/mL)	Remaining (%)	Correction (%)	pH	F.I.M.	Turbid	Permeation (%)
STD	AH2S19.C01	4590898	2771294	1.6566							
STD	AH2S19.C10	4541555	2747359	1.6531							
STD	Mean			1.6549	0.10010						
A-01	70°C-2W AH2S19.C02	4601736	2756631	1.6693	0.10097	101.59	94.31	8.17	-	-	7.17
A-02	70°C-2W AH2S19.C03	4556591	2750687	1.6565	0.10020	99.81	93.00	8.16	-	-	6.82
A-03	70°C-2W AH2S19.C04	4588584	2761593	1.6616	0.10051	100.59	93.29	8.15	-	-	7.26
A-04	70°C-2W AH2S19.C05	4677978	2747028	1.7029	0.10300	102.77	95.22	8.15	-	-	7.35
A-01	60°C-2W AH2S19.C06	4487171	2741725	1.6366	0.09899	99.60	96.47	8.17	-	-	3.14
A-02	60°C-2W AH2S19.C07	4479387	2744786	1.6320	0.09871	98.33	95.25	8.16	-	-	3.13
A-03	60°C-2W AH2S19.C08	4477249	2746480	1.6302	0.09861	98.69	95.79	8.16	-	-	2.94
A-04	60°C-2W AH2S19.C09	4566943	2732765	1.6712	0.10109	100.87	97.66	8.16	-	-	3.18

1/12

CLASS-LC10 Ver.=1.62 システム番号=1 Ch=1 ポート番号=2 データ=AH2S19.D01 02/07/19 14:56:54

サンプル : STD
ID :
タイプ : 未知試料
検出器 : SPD-10A シンク
オペレータ名 : 澤 嗣郎
メソッド名 : ICHR1028.MET

*** カロマトグラム *** ファイル名:AH2S19.C01



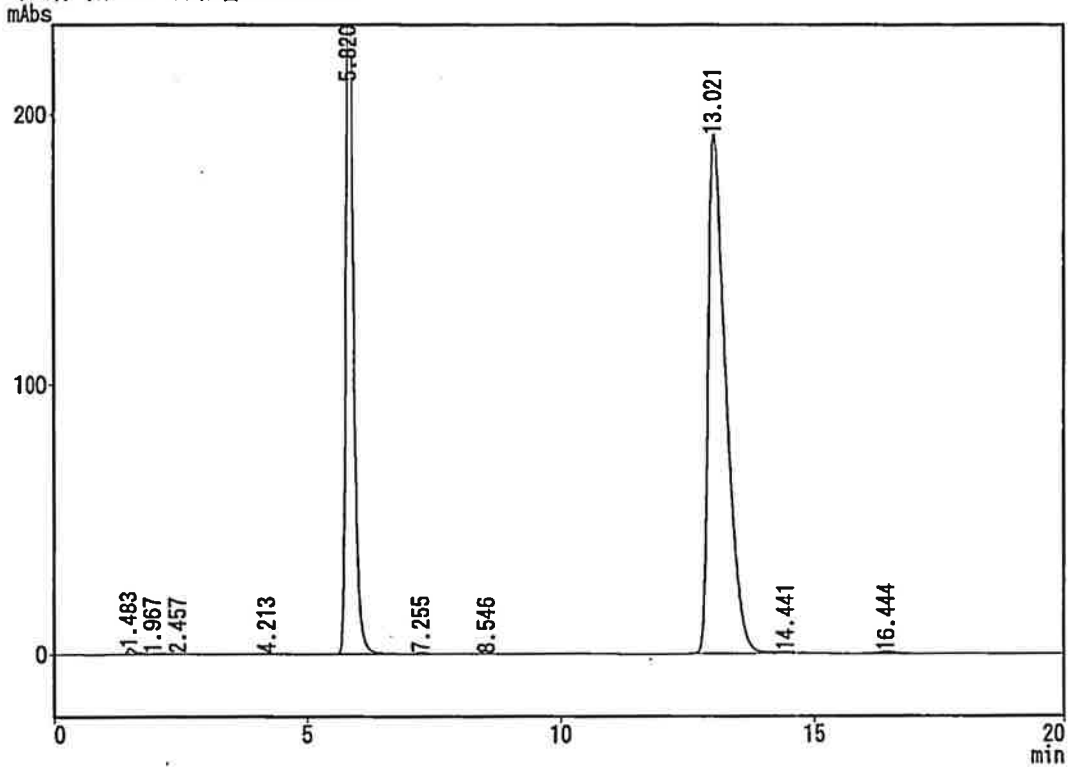
*** ピークレポート ***

PKNO	TIME	AREA	HEIGHT	MK	IDNO	CONC	NAME
1	1.375	4314	398	V		0.0585	
2	1.592	2740	230	V		0.0372	
3	5.818	2771294	278151			37.6007	
4	13.006	4590898	193329			62.2890	
5	16.413	1077	55			0.0146	
		7370323	472163			100.0000	

CLASS-LC10 Ver.=1.62 システム番号=1 Ch=1 検出器番号=3 データ=AH2S19.D02 02/07/19 15:17:00

サンプル : A-01
ID : 70°C-2W
タイプ : 未知試料
検出器 : SPD-10A シンク
オペレーター名 : 澤 嗣郎
メソッド名 : IADR1028.MET

*** カマトグラム *** ファイル名:AH2S19.C02



*** ピークレポート ***

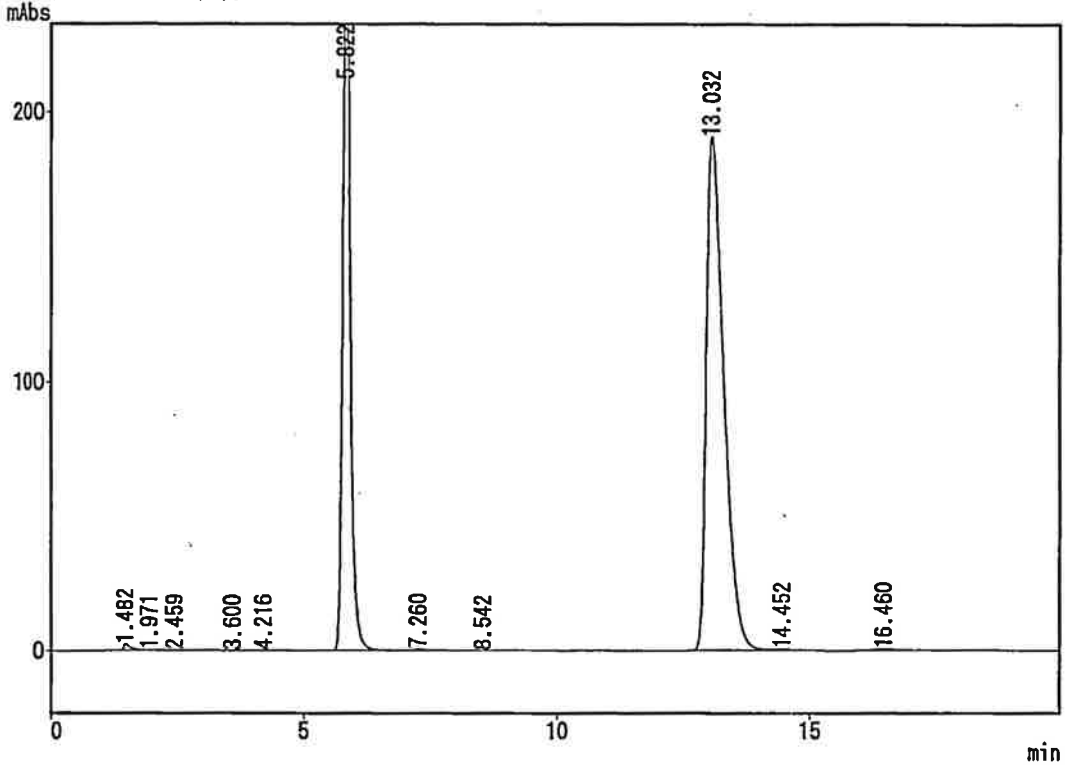
PKNO	TIME	AREA	HEIGHT	MK	IDNO	CONC	NAME
1	1.483	25298	2357	V		0.3406	
2	1.967	6279	324	V		0.0845	
3	2.457	1722	156	V		0.0232	
4	4.213	3119	372			0.0420	
5	5.820	2756631	276295	S		37.1160	
6	7.255	5747	472	T		0.0774	
7	8.546	1140	75			0.0153	
8	13.021	4601736	192331	S		61.9590	
9	14.441	8282	454	T		0.1115	
10	16.444	17113	712			0.2304	

7427065 473548 100.0000

CLASS-LC10 Ver.=1.62 システム番号=1 Ch=1 レポート番号=4 テータ=AH2S19.D03 02/07/19 15:37:06

サンプル : A-02
ID : 70°C-2W
タイプ : 未知試料
検出器 : SPD-10A シンクル
オペレータ名 : 澤 嗣郎
メソッド名 : !AHR1028.MET

*** カロリグラム *** ファイル名:AH2S19.C03



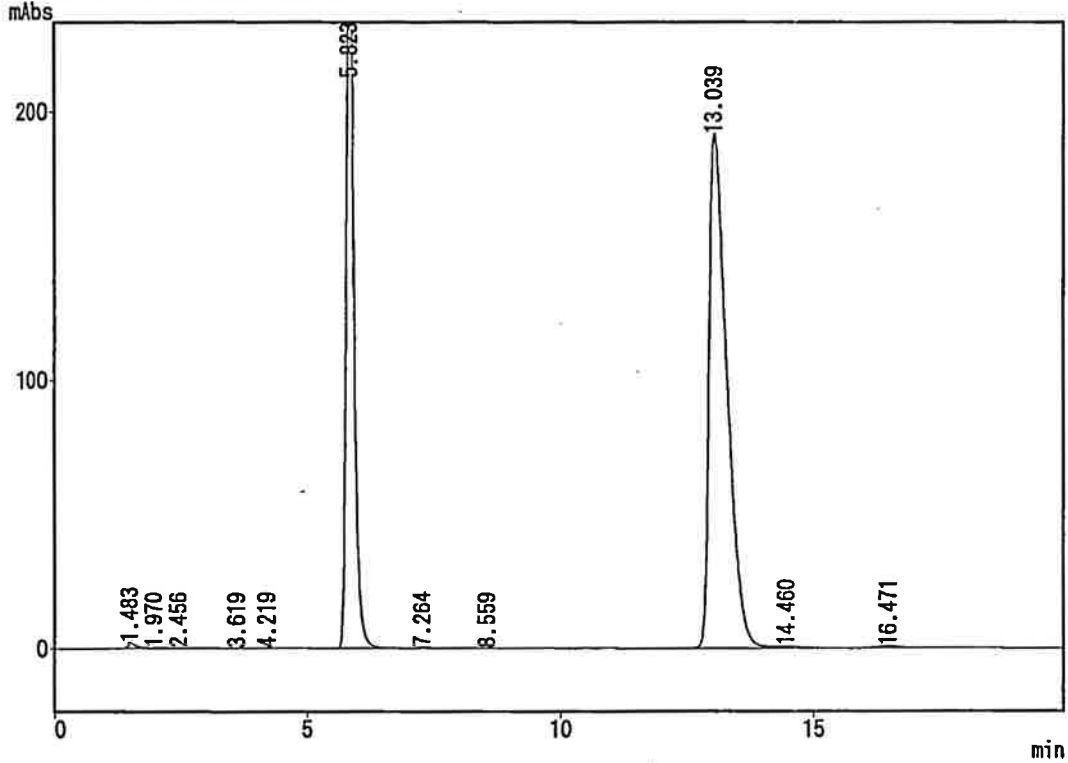
*** ピークレポート ***

PKNO	TIME	AREA	HEIGHT	MK	IDNO	CONC	NAME
1	1.482	26318	2456	V		0.3567	
2	1.971	6439	335	V		0.0873	
3	2.459	1657	155	V		0.0225	
4	3.600	1804	70			0.0245	
5	4.216	2583	333			0.0350	
6	5.822	2750687	275772	S		37.2816	
7	7.260	6074	504	T		0.0823	
8	8.542	1264	88			0.0171	
9	13.032	4556591	190768	S		61.7580	
10	14.452	8073	439	T		0.1094	
11	16.460	16647	709			0.2256	
		7378138	471629			100.0000	

CLASS-LC10 Ver.=1.62 システム番号=1 Ch=1 レポート番号=5 テータ=AH2S19.D04 02/07/19 15:57:12

サンプル : A-03
 ID : 70°C-2W
 タイプ : 未知試料
 検出器 : SPD-10A シンクル
 オペレータ名 : 澤 嗣郎
 メソッド名 : !AHR1028.MET

*** カマドグラム *** ファイル名:AH2S19.C04

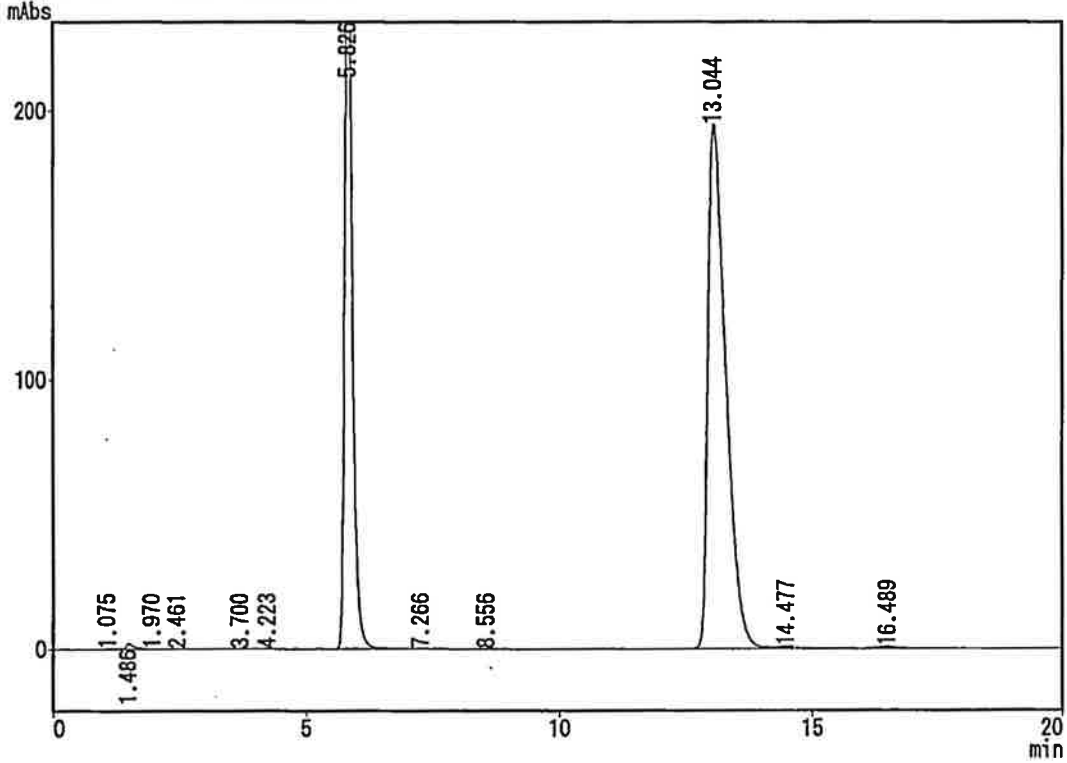


*** ピークレポート ***

PKNO	TIME	AREA	HEIGHT	MK	IDNO	CONC	NAME
1	1.483	24748	2279	V		0.3336	
2	1.970	6361	328	V		0.0857	
3	2.456	1616	155	V		0.0218	
4	3.619	1453	70	V		0.0196	
5	4.219	2654	344			0.0358	
6	5.823	2761593	276799	S		37.2209	
7	7.264	5734	471	T		0.0773	
8	8.559	1420	99			0.0191	
9	13.039	4588584	191739	S		61.8452	
10	14.460	8359	459	T		0.1127	
11	16.471	16941	710			0.2283	
		7419464	473452			100.0000	

CLASS-LC10 Ver.=1.62 システム番号=1 Ch=1 レポート番号=6 テータ=AH2S19.D05 02/07/19 16:17:20
 サンプル : A-04
 ID : 70°C-2W
 タイプ : 未知試料
 検出器 : SPD-10A シングル
 オペレータ名 : 澤 嗣郎
 メソッド名 : !AHR1028.MET

*** クロマトグラム *** ファイル名:AH2S19.C05

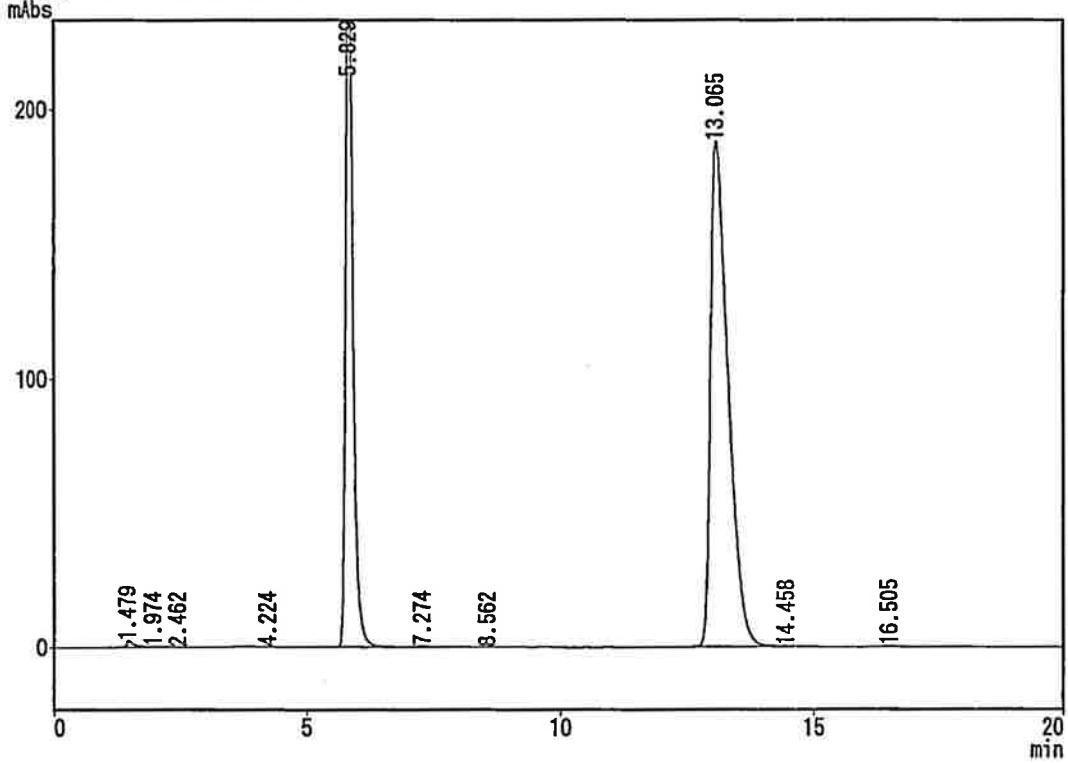


*** レポート ***

PKNO	TIME	AREA	HEIGHT	MK	IDNO	CONC	NAME
1	1.075	1514	184			0.0202	
2	1.486	22820	2141	V		0.3045	
3	1.970	4598	211	V		0.0614	
4	2.461	1823	150	V		0.0243	
5	3.700	1404	67	V		0.0187	
6	4.223	2997	379			0.0400	
7	5.826	2747028	275579	S		36.6536	
8	7.266	2468	205	T		0.0329	
9	8.556	1275	101			0.0170	
10	13.044	4677978	194977	S		62.4182	
11	14.477	13740	703	T		0.1833	
12	16.489	16930	698			0.2259	
		7494575	475395			100.0000	

CLASS-LC10 Ver.=1.62 システム番号=1 Ch=1 レポート番号=7 データ=AH2S19.D06 02/07/19 16:37:24
 サンプル : A-01
 ID : 60°C-2W
 タイプ : 未知試料
 検出器 : SPD-10A シングル
 オペレータ名 : 澤 嗣郎
 メソッド名 : !AHR1028.MET

*** クロマトグラム *** ファイル名:AH2S19.C06



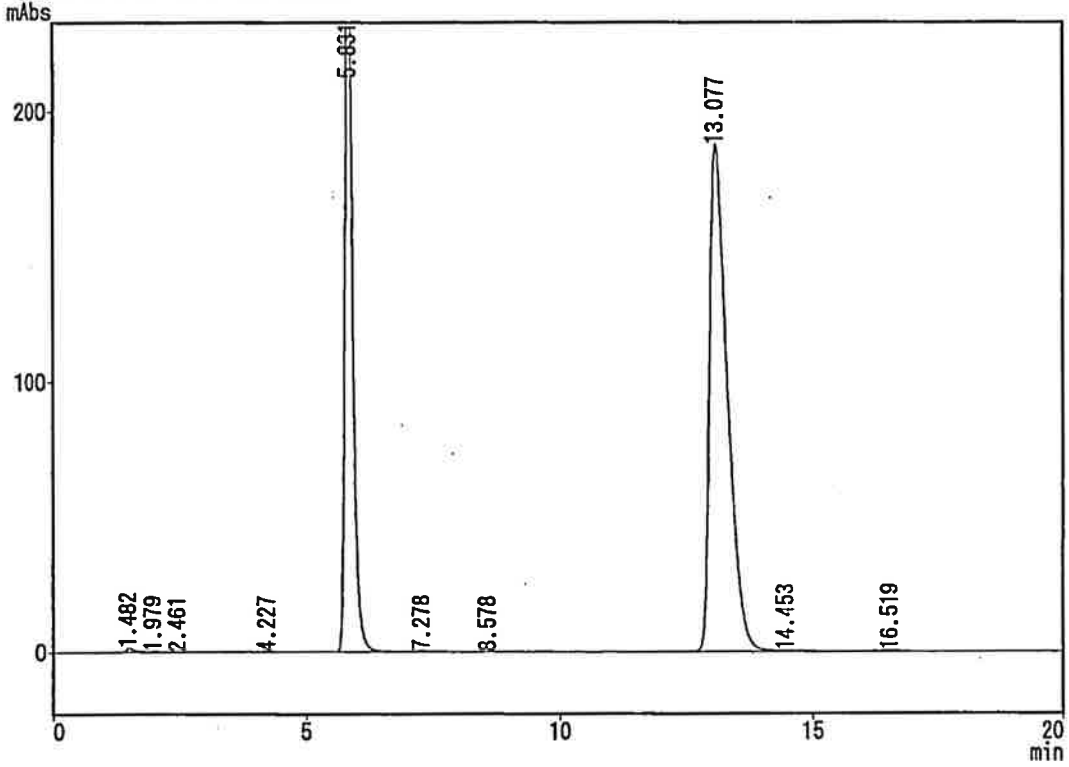
*** ピークレポート ***

PKNO	TIME	AREA	HEIGHT	MK	IDNO	CONC	NAME
1	1.479	27607	2569	V		0.3792	
2	1.974	5439	272	V		0.0747	
3	2.462	1497	124	V		0.0206	
4	4.224	1013	132			0.0139	
5	5.829	2741725	275249	S		37.6598	
6	7.274	5228	428	T		0.0718	
7	8.562	1728	126			0.0237	
8	13.065	4487171	188231	S		61.6349	
9	14.458	1675	98	T		0.0230	
10	16.505	7163	301			0.0984	

7280245 467529 100.0000

CLASS-LC10 Ver.=1.62 システム番号=1 Ch=1 ポート番号=8 データ=AH2S19.D07 02/07/19 16:57:30
 サンプル : A-02
 ID : 60°C-2W
 タイプ : 未知試料
 検出器 : SPD-10A シンク
 オペレーター名 : 澤 嗣郎
 メソッド名 : IHR1028.MET

*** カロマトグラム *** ファイル名:AH2S19.C07



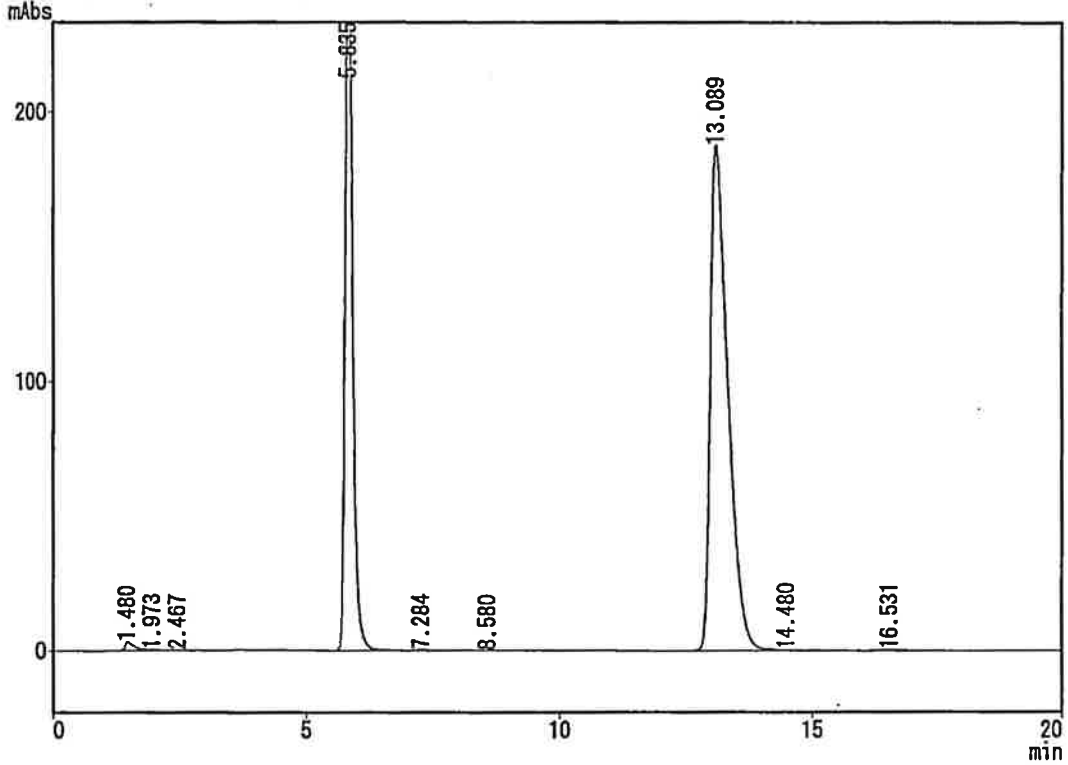
*** ピークレポート ***

PKNO	TIME	AREA	HEIGHT	MK	IDNO	CONC	NAME
1	1.482	18274	1787	V		0.2515	
2	1.979	4011	204	V		0.0552	
3	2.461	1057	96	V		0.0146	
4	4.227	1108	138			0.0152	
5	5.831	2744986	275425	S		37.7806	
6	7.278	5494	451	T		0.0756	
7	8.578	1784	130			0.0245	
8	13.077	4479387	187789	S		61.6521	
9	14.453	1451	74	T		0.0200	
10	16.519	8036	334			0.1106	
		7265588	466427			100.0000	

CLASS-LC10 Ver.=1.62 システム番号=1 Ch=1 検出器番号=9 テンプレート=AH2S19.D08 02/07/19 17:17:36

サンプル : A-03
ID : 60°C-2W
タイプ : 未知試料
検出器 : SPD-10A シンチ
オペレーター名 : 澤 嗣郎
メソッド名 : !AHR1028.MET

*** カロリグラム *** ファイル名:AH2S19.C08



*** ピークレポート ***

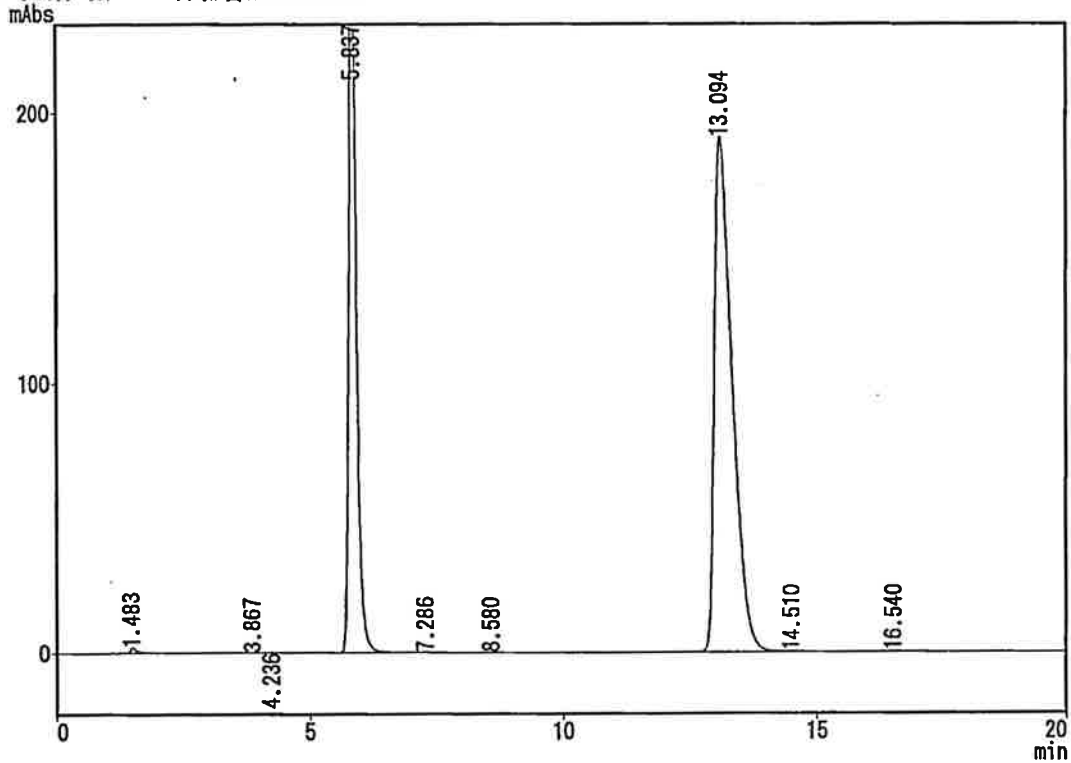
PKNO	TIME	AREA	HEIGHT	MK	IDNO	CONC	NAME
1	1.480	42471	3394	V		0.5824	
2	1.973	8211	412	V		0.1126	
3	2.467	2729	185	V		0.0374	
4	5.835	2746480	275743	S		37.6596	
5	7.284	5180	422	T		0.0710	
6	8.580	2189	154			0.0300	
7	13.089	4477249	187667	S		61.3917	
8	14.480	1446	83	T		0.0198	
9	16.531	6962	294			0.0955	

7292918 468353 100.0000

CLASS-LC10 Ver.=1.62 システム番号=1 Ch=1 レポート番号=10 データ=AH2S19.D09 02/07/19 17:37:42

サンプル : A-04
ID : 60°C-2W
タイプ : 未知試料
検出器 : SPD-10A シンク
オペレータ名 : 澤 嗣郎
メソッド名 : IHR1028.MET

*** カロマトグラム *** ファイル名:AH2S19.C09



*** ピークレポート ***

PKNO	TIME	AREA	HEIGHT	MK	IDNO	CONC	NAME
1	1.483	18570	2003	V		0.2531	
2	3.867	1451	64	V		0.0198	
3	4.236	1956	192	V		0.0267	
4	5.837	2732365	274669	S		37.2440	
5	7.286	2101	177	T		0.0286	
6	8.580	2217	158			0.0302	
7	13.094	4566943	190680	S		62.2506	
8	14.510	3845	210	T		0.0524	
9	16.540	6940	293			0.0946	

7336386 468445 100.0000

10 - 1/1

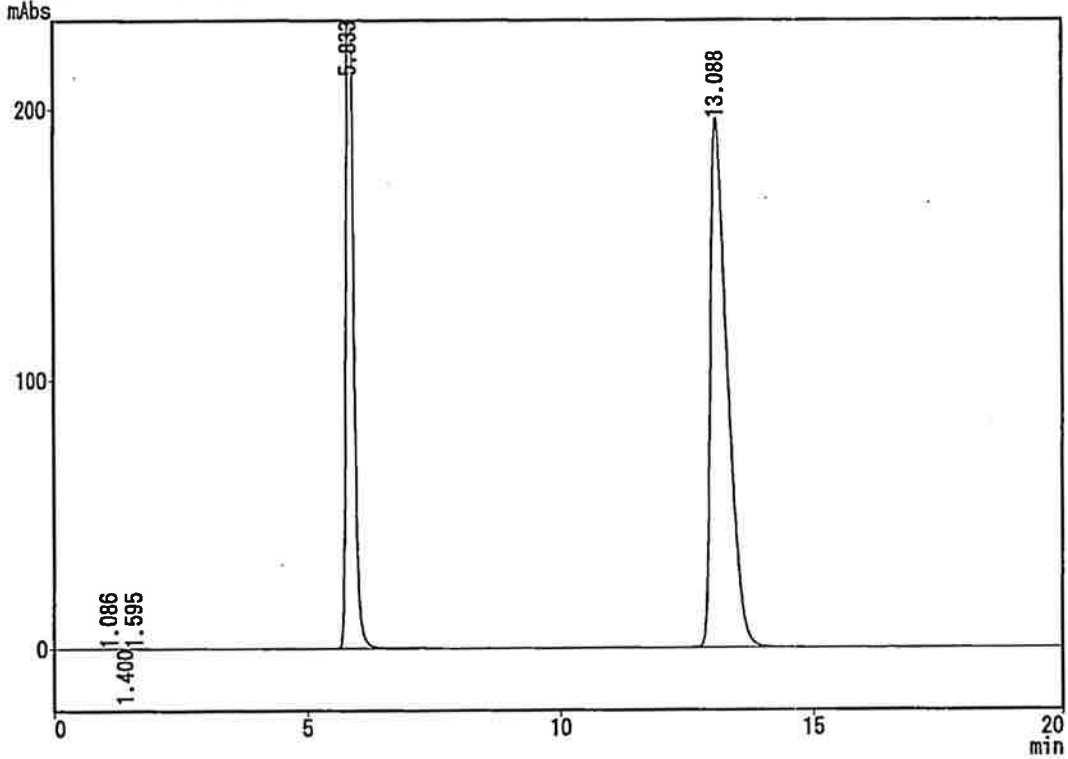
02/07/19 17:57:54

//

CLASS-LC10 Ver.=1.62 システム番号=1 Ch=1 検出器番号=12 データ=AH2S19.D10 02/07/19 18:29:46

サンプル名 : STD
ID :
タイプ : 未知試料
検出器 : SPD-10A シンチレーション
オペレーター名 : 澤 嗣郎
メソッド名 : !AHR1028.MET

*** クロマトグラム *** ファイル名:AH2S19.C10



*** ピークレポート ***

PKNO	TIME	AREA	HEIGHT	MK	IDNO	CONC	NAME
1	1.086	1129	132			0.0155	
2	1.400	1467	143	V		0.0201	
3	1.595	2467	217	V		0.0338	
4	5.833	2747359	294572			37.6661	
5	13.088	4541555	196213			62.2645	
		7293976	491277			100.0000	

12 - 1/1

02/07/19 18:49:51

12

プロムフェナクナトリウムの安定性
Lot No.:02S051

試験コード:P2002B131
試験実施者: 澤 嗣郎
試験実施日:2002年08月05日

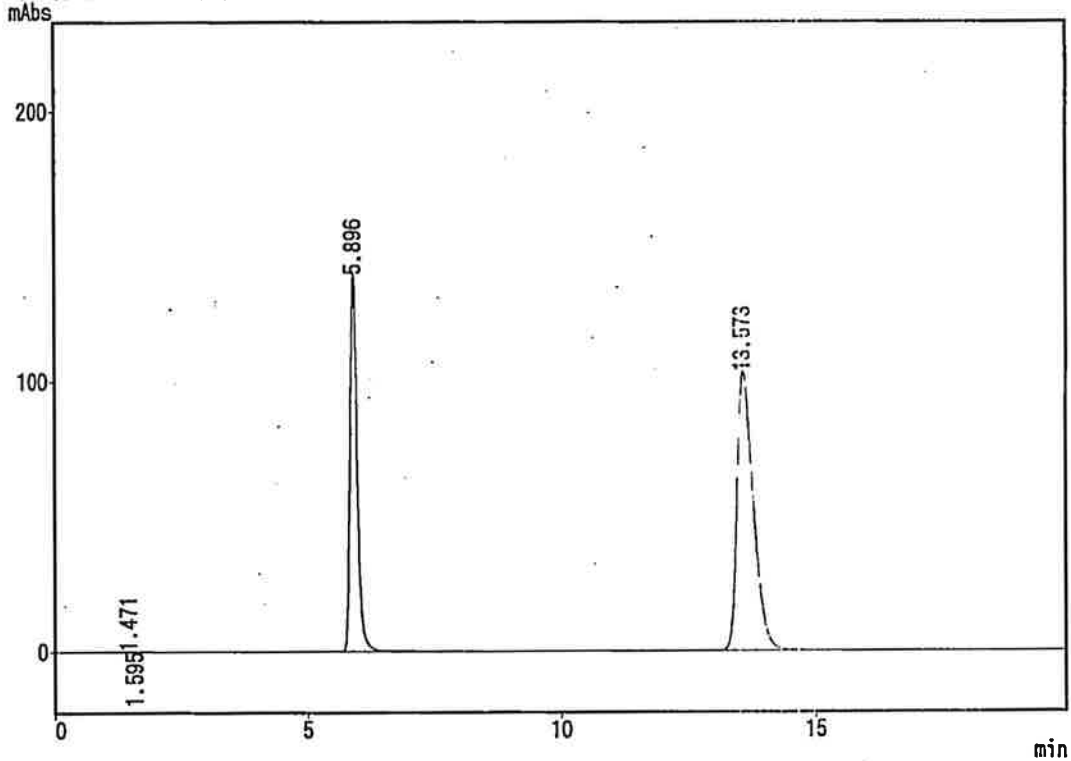
ID	Chromato No.	AHR	Peak Area IS	Ratio	Conc. (mg/mL)	Remaining (%)	Correction (%)	pH	F.I.M.	Turbid	Permeation (%)
STD	AH2T05.C01	2285663	1361530	1.6787							
STD	AH2T05.C06	2275645	1353252	1.6816							
STD	Mean			1.6802	0.10030						
A-01	60°C-4W AH2T05.C02	2236745	1353782	1.6522	0.09863	99.24	92.57	8.15	—	—	6.72
A-02	60°C-4W AH2T05.C03	2207348	1353829	1.6304	0.09733	96.95	90.93	8.16	—	—	6.21
A-03	60°C-4W AH2T05.C04	2232104	1354214	1.6483	0.09840	98.48	91.97	8.15	—	—	6.61
A-04	60°C-4W AH2T05.C05	2296583	1353039	1.6974	0.10133	101.11	94.29	8.16	—	—	6.75

-1/8

CLASS-LC10 Ver.=1.62 システム番号=1 Ch=1 検出器番号=2 データ=AH2T05.D01 02/08/05 15:53:36

サンプル : STD
ID :
タイプ : 未知試料
検出器 : SPD-10A シンク
オペレータ名 : 澤 嗣郎
メソッド名 : !AHR1028.MET

*** カロマトグラム *** ファイル名:AH2T05.C01



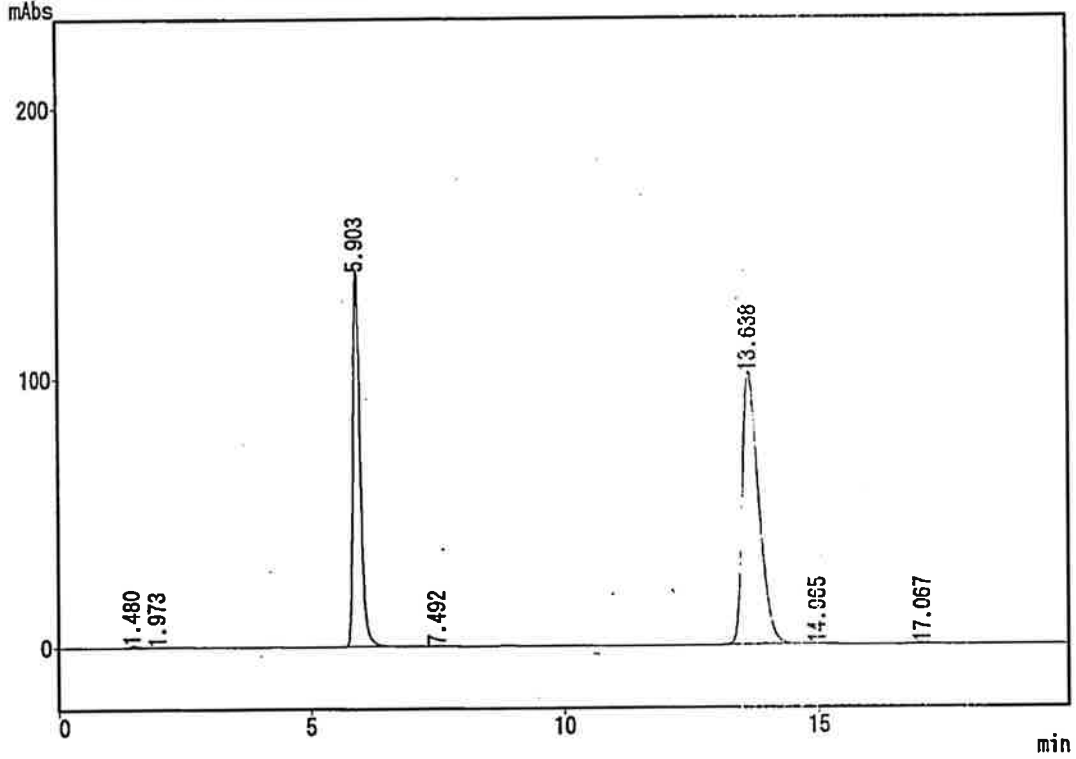
*** ヒートレポート ***

PKNO	TIME	AREA	HEIGHT	MK	IDNO	CONC	NAME
1	1.471	2112	169	V		0.0579	
2	1.595	2024	197	V		0.0554	
3	5.896	1361530	140425			37.2886	
4	13.573	2285663	103113			62.5981	
		3651329	243904			100.0000	

CLASS-LC10 Ver.=1.62 システム番号=1 Ch=1 ポート番号=3 データ=AH2T05.D02 02/08/05 16:13:42

サンプル : A-01
ID : 60°C-4W
タイプ : 未知試料
検出器 : SPD-10A シンク
オペレーター名 : 澤 嗣郎
メソッド名 : !AHR1028.MET

*** クロマトグラム *** ファイル名:AH2T05.C02



*** ピークレポート ***

PKNO	TIME	AREA	HEIGHT	MK	IDNO	CONC	NAME
1	1.480	8402	878	V		0.2324	
2	1.973	2141	108	V		0.0592	
3	5.903	1353782	139760			37.4462	
4	7.492	3715	301			0.1028	
5	13.638	2236745	101102			61.8694	
6	14.965	3114	174			0.0861	
7	17.067	7372	298			0.2039	

3615271 242621 100.0000

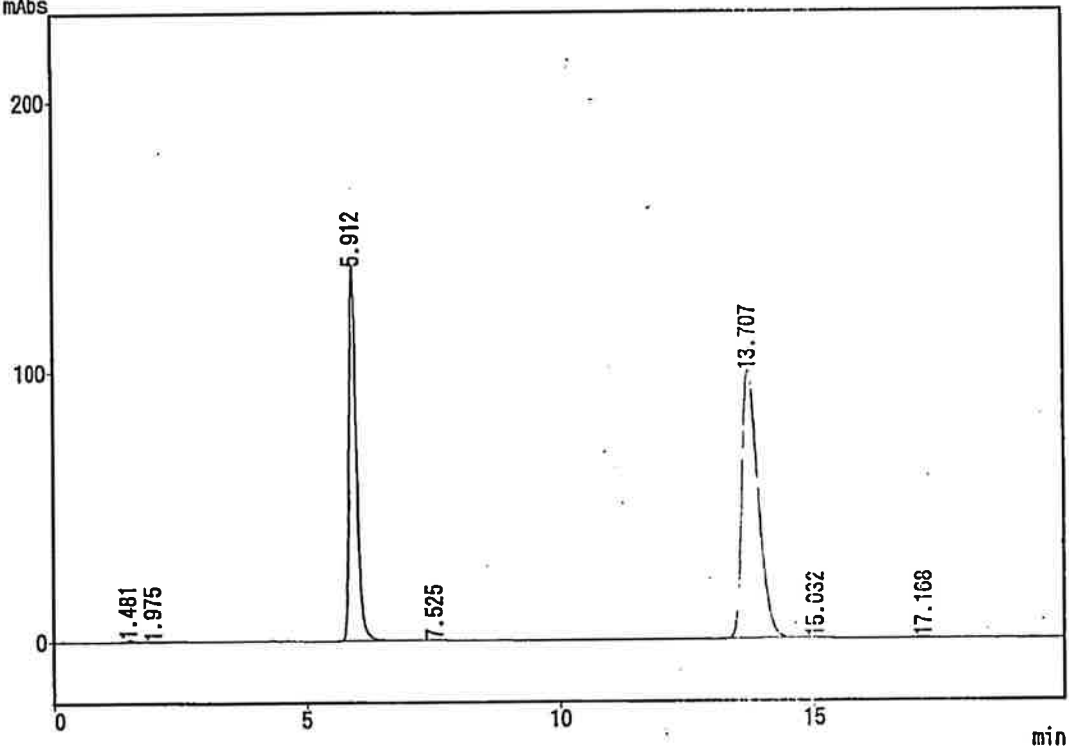
3 - 1/1

02/08/05 16:33:57

4

CLASS-LC10 Ver.=1.62 システム番号=1 Ch=1 ポート番号=4 データ=AH2T05.D03 02/08/05 16:33:48
 サンプル : A-02
 ID : 60°C-4W
 タイプ : 未知試料
 検出器 : SPD-10A シンク
 オペレーター名 : 澤 嗣郎
 メソッド名 : LAHR1028.MET

*** カロマトグラム *** ファイル名:AH2T05.C03
 mAbs



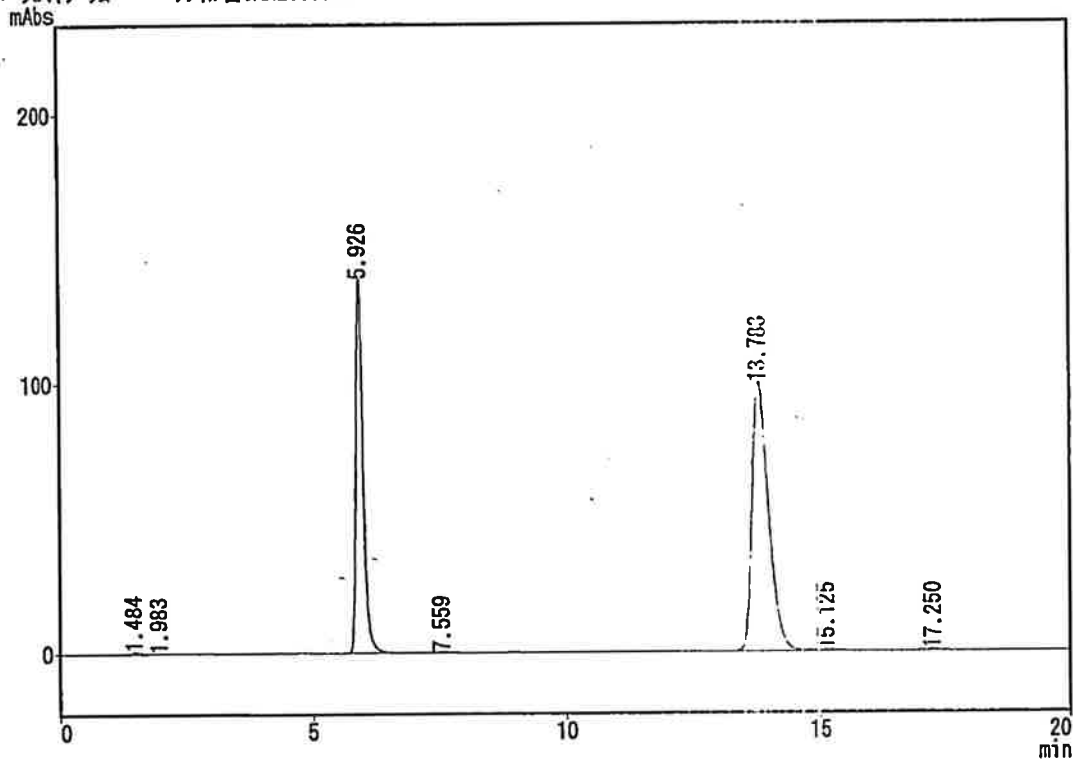
*** ピークレポート ***

PKNO	TIME	AREA	HEIGHT	MK	IDNO	CONC	NAME
1	1.481	8013	856	V		0.2234	
2	1.975	2081	116	V		0.0580	
3	5.912	1353829	139609			37.7542	
4	7.525	3736	310			0.1042	
5	13.707	2207348	99386			61.5562	
6	15.032	3013	165			0.0840	
7	17.168	7885	316			0.2199	

3585905 240758 100.0000

CLASS-LC10 Ver.=1.62 システム番号=1 Ch=1 レポート番号=5 データ=AH2T05.D04 02/08/05 16:53:54
 サンプル : A-03
 ID : 60°C-4W
 タイプ : 未知試料
 検出器 : SPD-10A シンクル
 オペレータ名 : 澤 嗣郎
 メソッド名 : IADR1028.MET

*** カロマトグラム *** ファイル名:AH2T05.C04



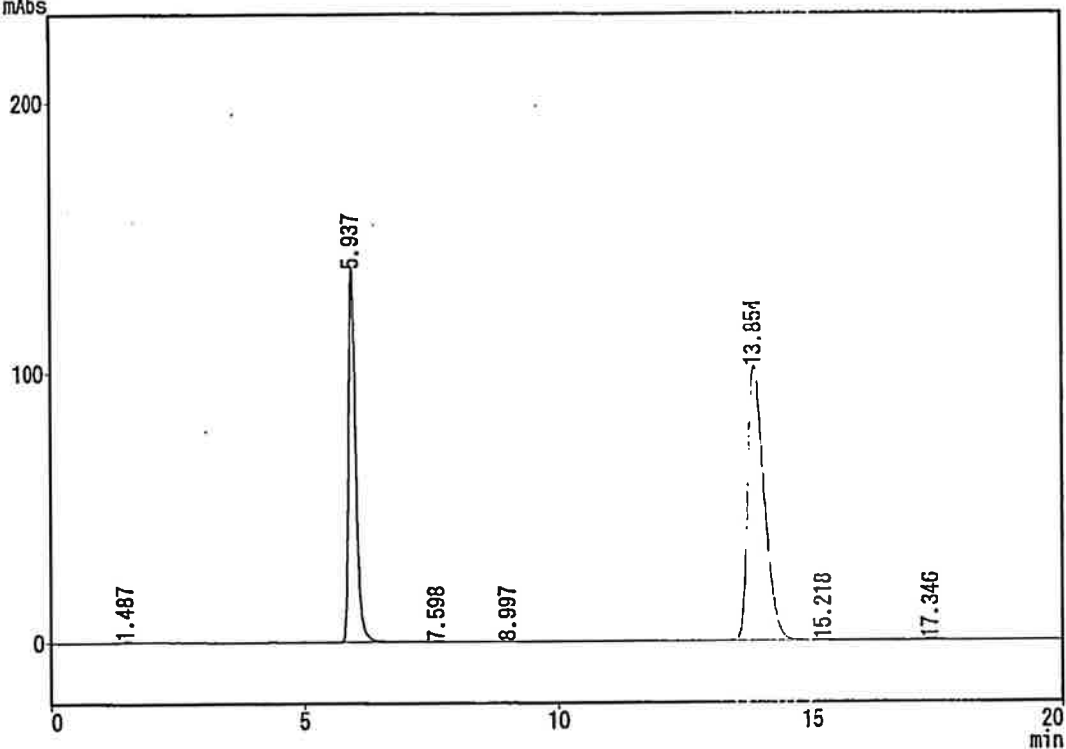
*** ピークレポート ***

PKNO	TIME	AREA	HEIGHT	MK	IDNO	CONC	NAME
1	1.484	8194	835	V		0.2265	
2	1.983	2091	101	V		0.0578	
3	5.926	1354214	138961			37.4328	
4	7.559	3522	293			0.0974	
5	13.783	2232104	99359			61.6991	
6	15.125	10454	363	V		0.2890	
7	17.250	7146	291			0.1975	

3617726 240204 100.0000

CLASS-LC10 Ver.=1.62 システム番号=1 Ch=1 レポート番号=6 データ=AH2T05.D05 02/08/05 17:14:00
 サンプル : A-04
 ID : 60°C-4W
 タイプ : 未知試料
 検出器 : SPD-10A シンク
 オペレータ名 : 澤 嗣郎
 メソッド名 : !AHR1028.MET

*** カマトグラム *** ファイル名:AH2T05.C05
 mAbs



*** ピークレポート ***

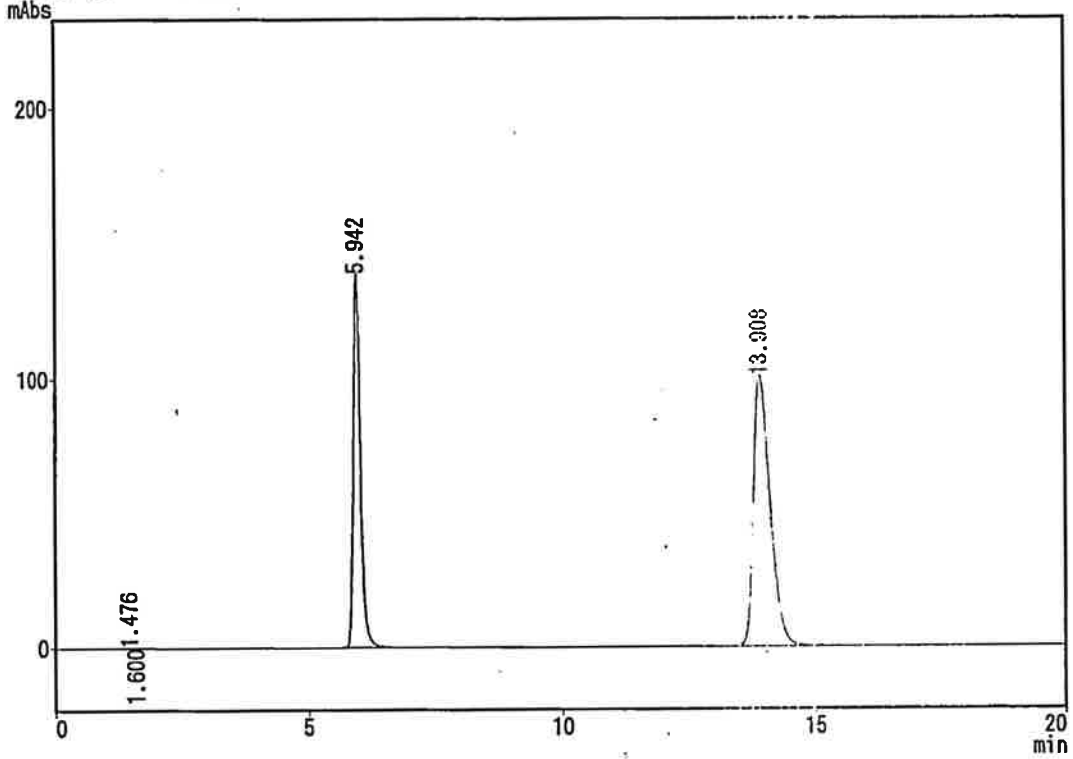
PKNO	TIME	AREA	HEIGHT	MK	IDNO	CONC	NAME
1	1.487	6295	752			0.1711	
2	5.937	1353039	139054			36.7796	
3	7.598	1753	143			0.0477	
4	8.997	1041	76			0.0283	
5	13.854	2296583	101686			62.4279	
6	15.218	12282	462	V		0.3339	
7	17.346	7785	306			0.2116	

3678778 242479 100.0000

CLASS-LC10 Ver.=1.62 システム番号=1 Ch=1 ピーク番号=7 テータ=AH2T05.D06 02/08/05 17:34:08

サンプル : STD
ID :
タイプ : 未知試料
検出器 : SPD-10A シンク
オペレータ名 : 澤 嗣郎
メソッド名 : !AHR1028.MET

*** カマトグラム *** ファイル名:AH2T05.C06



*** ピークレポート ***

PKNO	TIME	AREA	HEIGHT	MK	IDNO	CONC	NAME
1	1.476	2196	184	V		0.0604	
2	1.600	1306	119	V		0.0360	
3	5.942	1353252	138822			37.2551	
4	13.908	2275645	100380			62.6485	
		3632399	239505			100.0000	

ブロムフェナクナトリウムの安定性
Lot No.:02S051

試験コード:P2002B131
試験実施者: 澤 嗣郎
試験実施日:2002年09月10日

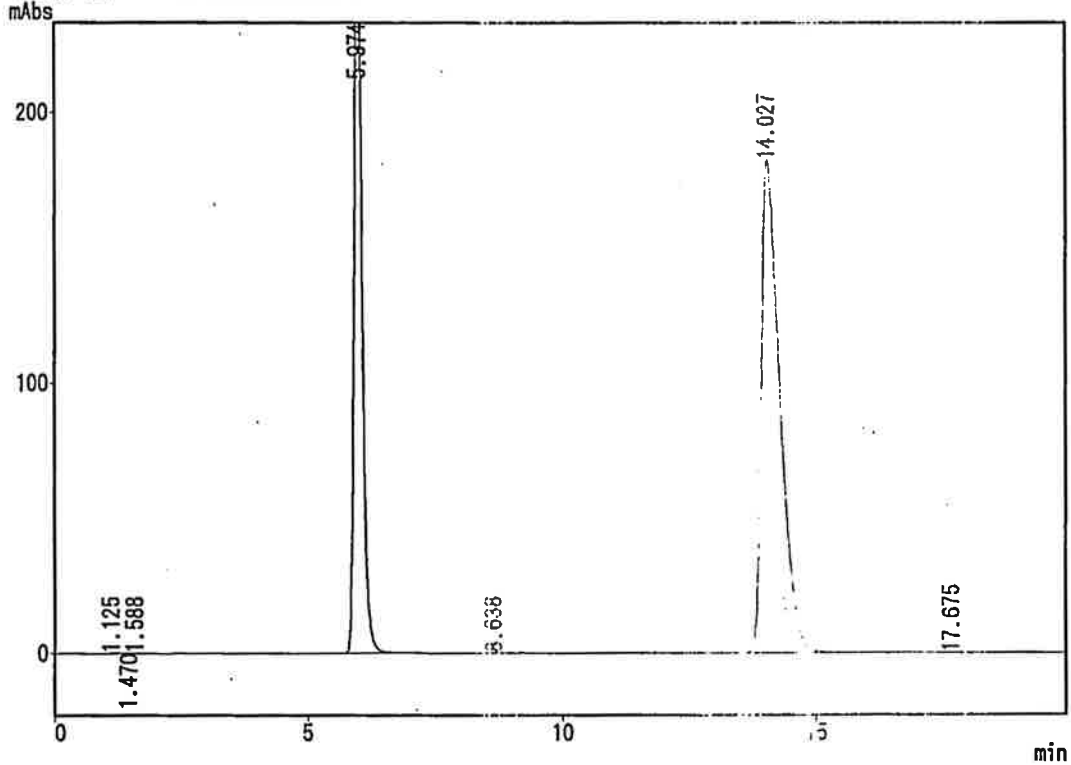
ID	Chromato No.	AHR	Peak Area IS	Ratio	Conc. (mg/mL)	Remaining (%)	Correction (%)	pH	F.I.M.	Turbid	Permeation (%)
STD	AH2W10.C01	4619110	2799031	1.6503							
STD	AH2W10.C10	4589170	2784914	1.6479							
STD	Mean			1.6491	0.10060						
A-01	40°C-2M AH2W10.C02	4400120	2802864	1.5699	0.09577	96.36	95.89	8.18	--	--	0.49
A-02	40°C-2M AH2W10.C03	4371674	2790031	1.5669	0.09559	95.22	94.75	8.21	--	--	0.49
A-03	40°C-2M AH2W10.C04	4370724	2772844	1.5763	0.09616	96.24	95.69	8.18	--	--	0.57
A-04	40°C-2M AH2W10.C05	4438004	2775214	1.5992	0.09756	97.35	96.83	8.17	--	--	0.53

1/13

CLASS-LC10 Ver.=1.62 システム番号=1 Ch=1 ピーク番号=2 テキスト=AH2W10.D01 02/09/10 15:44:50

サンプル : STD
ID :
タイプ : 未知試料
検出器 : SPD-10A シンクル
オペレーター名 : 澤 嗣郎
メソッド名 : !AHR1028.MET

*** クロマトグラム *** ファイル名:AH2W10.C01



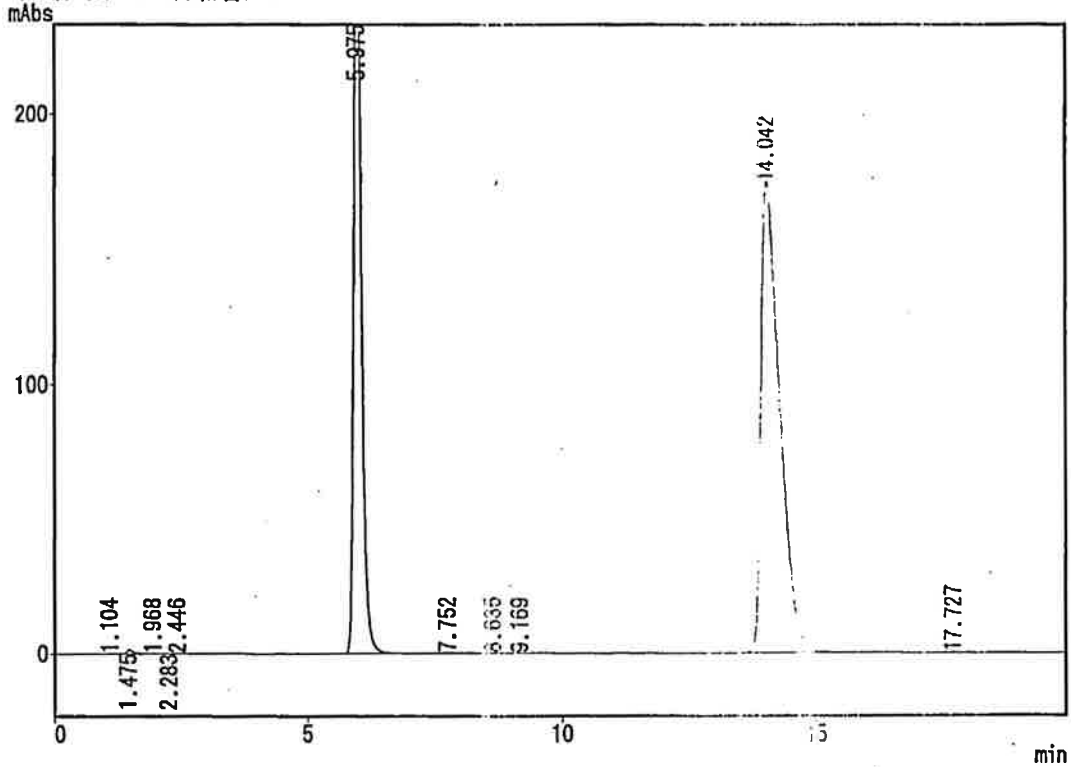
*** ピークレポート ***

PKNO	TIME	AREA	HEIGHT	MK	IDIC	CONC	NAME
1	1.125	1083	78			0.0146	
2	1.470	2163	204	V		0.0291	
3	1.588	1489	159	V		0.0200	
4	5.974	2799031	280500	S		37.6529	
5	8.638	9408	383			0.1266	
6	14.027	4619110	181975			62.1368	
7	17.675	1486	61			0.0200	
		7433771	463360			100.0000	

CLASS-LC10 Ver.=1.62 システム番号=1 Ch=1 検出器番号=3 データ=AH2W10.D02 02/09/10 16:04:56

サンプル : A-01
 ID : 40°C-2M
 タイプ : 未知試料
 検出器 : SPD-10A シンクル
 オペレータ名 : 澤 嗣郎
 メソッド名 : !AHR1028.MET

*** クロマトグラム *** ファイル名:AH2W10.C02



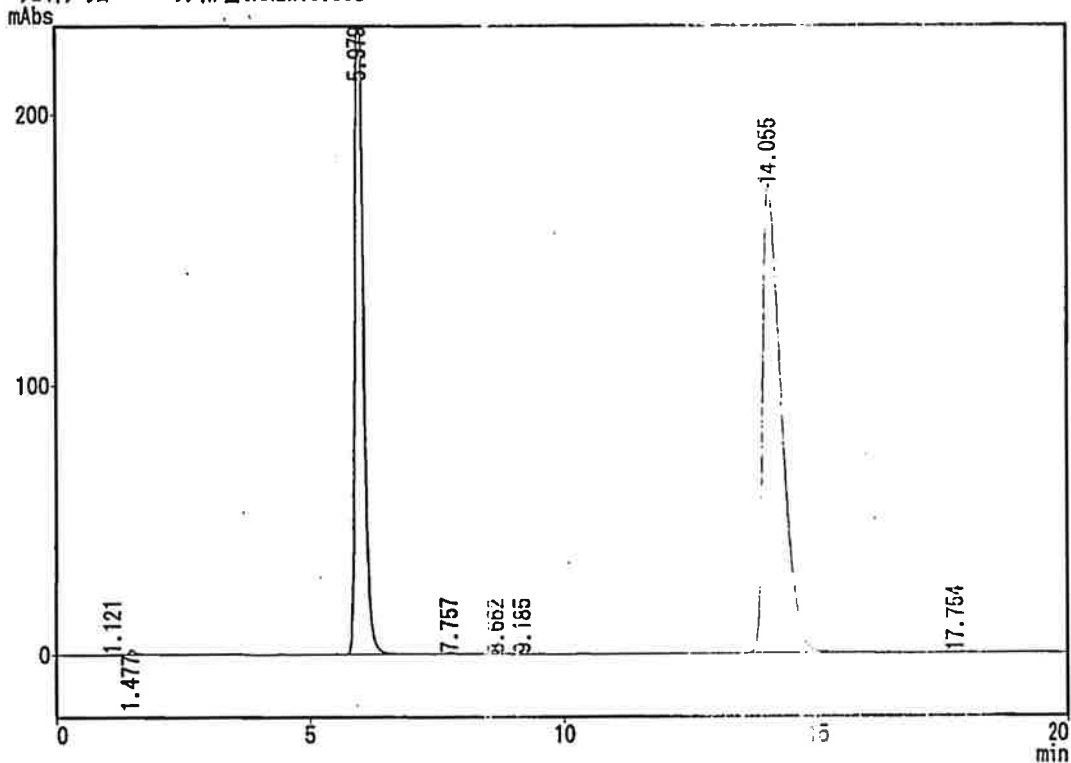
*** ピークレポート ***

PKNO	TIME	AREA	HEIGHT	MK	IDNO	CONC	NAME
1	1.104	1671	129			0.0231	
2	1.475	13160	1506	V		0.1817	
3	1.968	1674	151	V		0.0231	
4	2.283	1000	84	V		0.0138	
5	2.446	1044	104	V		0.0144	
6	5.975	2802864	281181			38.7058	
7	7.752	6079	474			0.0839	
8	8.635	5958	262			0.0823	
9	9.169	2575	149	V		0.0356	
10	14.042	4400120	174275	S		60.7629	
11	17.727	5319	209			0.0734	
		7241462	458524			100.0000	

CLASS-LC10 Ver.=1.62 システム番号=1 Ch=1 ピーク番号=1 データ=AH2W10.C03 02/09/10 16:25:02

サンプル : A-02
ID : 40°C-2M
タイプ : 未知試料
検出器 : SPD-10A シンク
オペレーター名 : 澤 嗣郎
メソッド名 : !AHR1028.MET

*** クロマトグラム *** ファイル名:AH2W10.C03



*** ピークレポート ***

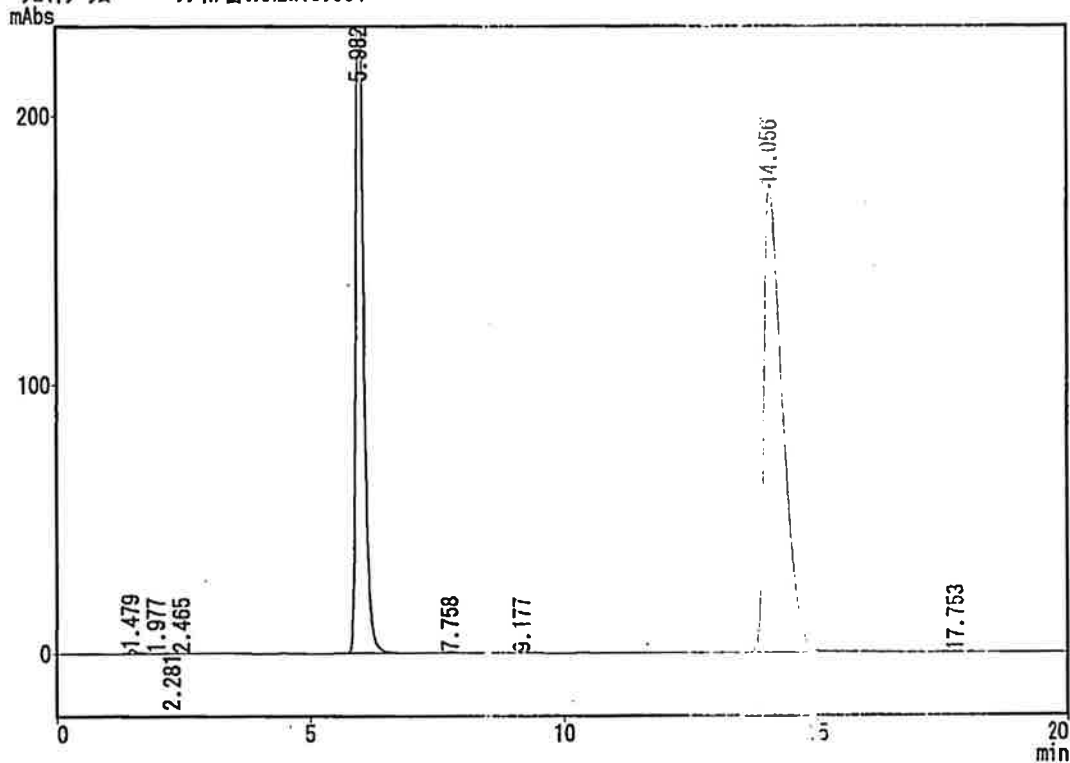
PKNO	TIME	AREA	HEIGHT	MK	IDI:G	CONC	NAME
1	1.121	1530	119			0.0213	
2	1.477	13680	1697	V		0.1902	
3	5.979	2790031	280527	V		38.7821	
4	7.757	6303	503			0.0876	
5	8.662	2925	135			0.0407	
6	9.185	2466	126	V		0.0343	
7	14.055	4371674	173463			60.7673	
8	17.754	5513	214			0.0766	

7194122 456783 100.0000

CLASS-LC10 Ver.=1.62 システム番号=1 Ch=1 レポート番号=5 データ=AH2W10.L04 02/09/10 16:45:08

サンプル : A-03
 ID : 40°C-2M
 タイプ : 未知試料
 検出器 : SPD-10A シンク
 オペレータ名 : 澤 嗣郎
 サンプル名 : !AHR1028.MET

*** クロマトグラム *** ファイル名:AH2W10.C04



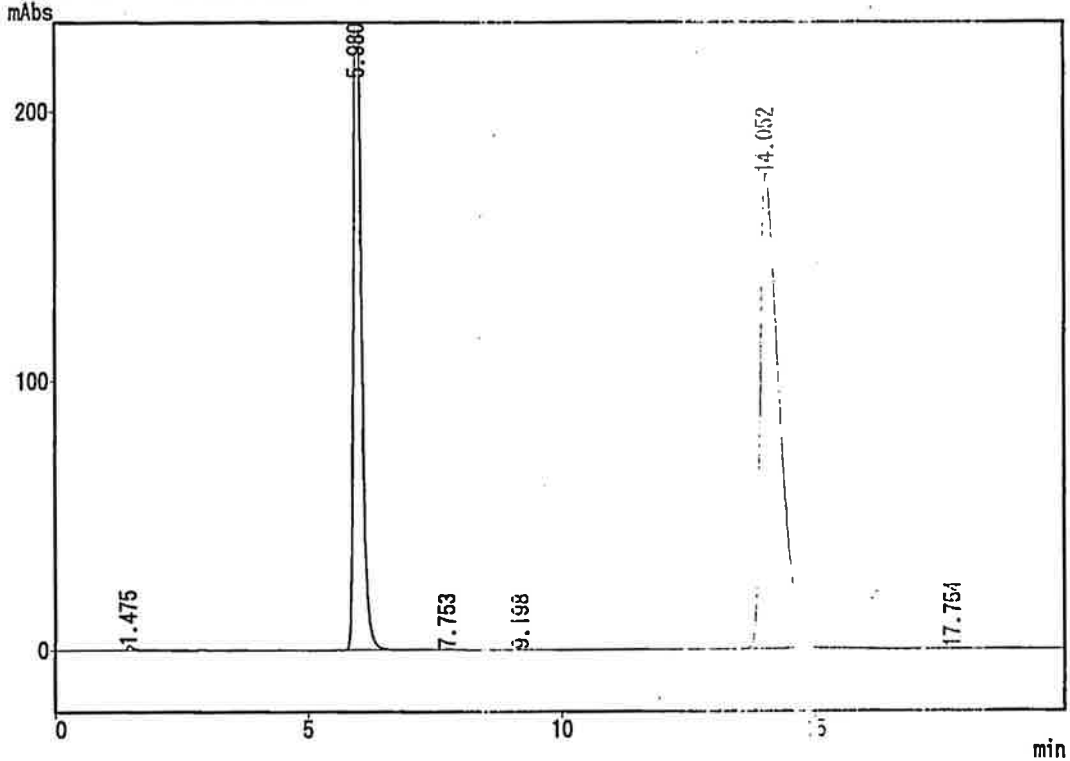
*** ピークレポート ***

PKNO	TIME	AREA	HEIGHT	MK	IDIG	CONC	NAME
1	1.479	13582	1590	V		0.1893	
2	1.977	1971	157	V		0.0275	
3	2.281	1187	103	V		0.0165	
4	2.465	1225	98	V		0.0171	
5	5.982	2772844	278821	V		38.6498	
6	7.758	6321	496			0.0881	
7	9.177	1370	102			0.0191	
8	14.056	4370724	173373			60.9221	
9	17.753	5063	199			0.0706	
		7174285	454939			100.0000	

CLASS-LC10 Ver.=1.62 システム番号=1 Ch=1 レポート番号=0 テータ=AH2W10.C05 02/09/10 17:05:14

サンプル : A-04
ID : 40°C-2M
タイプ : 未知試料
検出器 : SPD-10A シンクル
オペレータ名 : 澤 嗣郎
メソッド名 : !AHR1028.MET

*** クロマトグラム *** ファイル名:AH2W10.C05



*** ピークレポート ***

PKNO	TIME	AREA	HEIGHT	MK	IDLC	CONC	NAME
1	1.475	16535	1704	SV		0.2284	
2	5.980	2775214	280141	V		38.3349	
3	7.753	2827	230			0.0391	
4	9.198	1552	111			0.0214	
5	14.052	4438004	176335			61.3035	
6	17.754	5262	210			0.0727	

7239394 458731 100.0000

プロムフェナクナトリウムの安定性
Lot No.02S051

試験コード:P2002B131
試験実施者: 澤 嗣郎
試験実施日:2002年11月13日

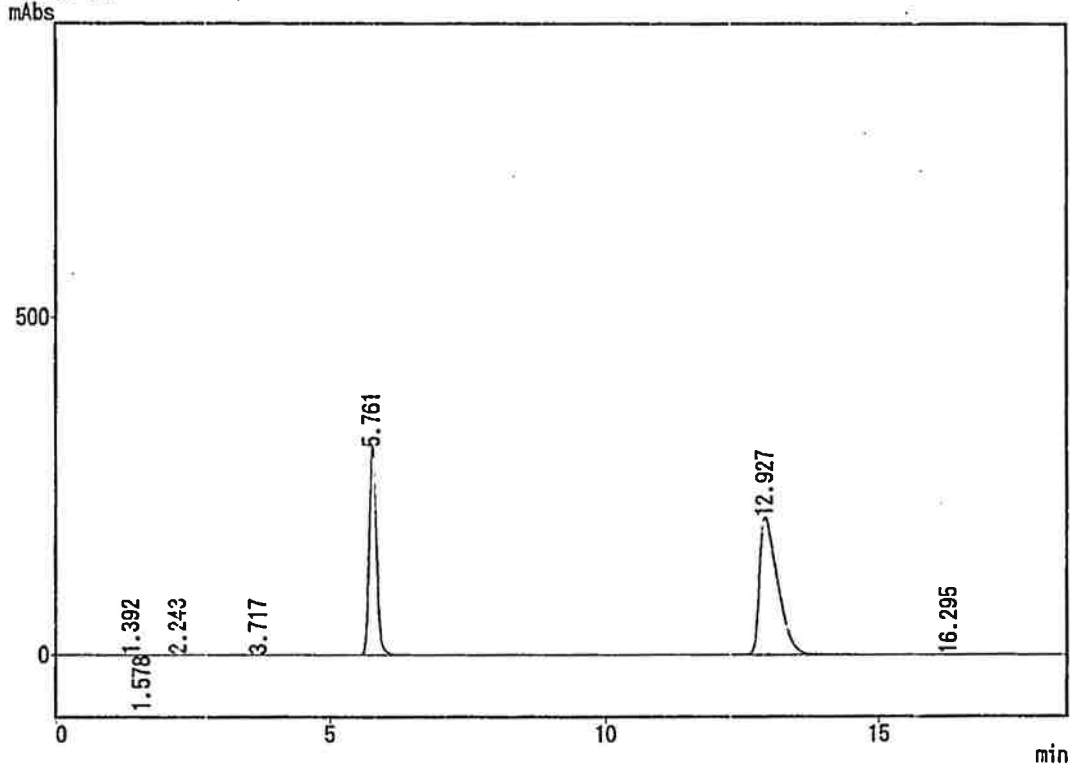
ID	Chromato No.	AHR	Peak Area IS	Ratio	Conc. (mg/mL)	Remaining (%)	Correction (%)	pH	F.I.M.	Turbid	Permeation (%)
STD	AH2Y13.C17	4568030	2793072	1.6355							
STD	AH2Y13.C22	4568150	2785109	1.6402							
STD	Mean			1.6379	0.09980						
A-01	40°C-4M AH2Y13.C18	4306875	2788894	1.5443	0.09410	94.68	93.59	8.19	—	—	1.15
A-02	40°C-4M AH2Y13.C19	4283036	2781720	1.5397	0.09382	93.46	92.50	8.19	—	—	1.03
A-03	40°C-4M AH2Y13.C20	4281426	2779313	1.5405	0.09387	93.95	92.95	8.19	—	—	1.06
A-04	40°C-4M AH2Y13.C21	4407946	2776019	1.5879	0.09675	96.54	95.50	8.20	—	—	1.08

1/8

CLASS-LC10 Ver.=1.62 システム番号=1 Ch=1 検出器番号=92 データ=AH2Y13.D17 02/11/13 19:53:42

サンプル : STD
ID :
タイプ : 未知試料
検出器 : SPD-10A シンチ
オペレーター名 : 澤 嗣郎
メソッド名 : JHR1028.MET

*** クロマトグラム *** ファイル名:AH2Y13.C17



*** ピークレポート ***

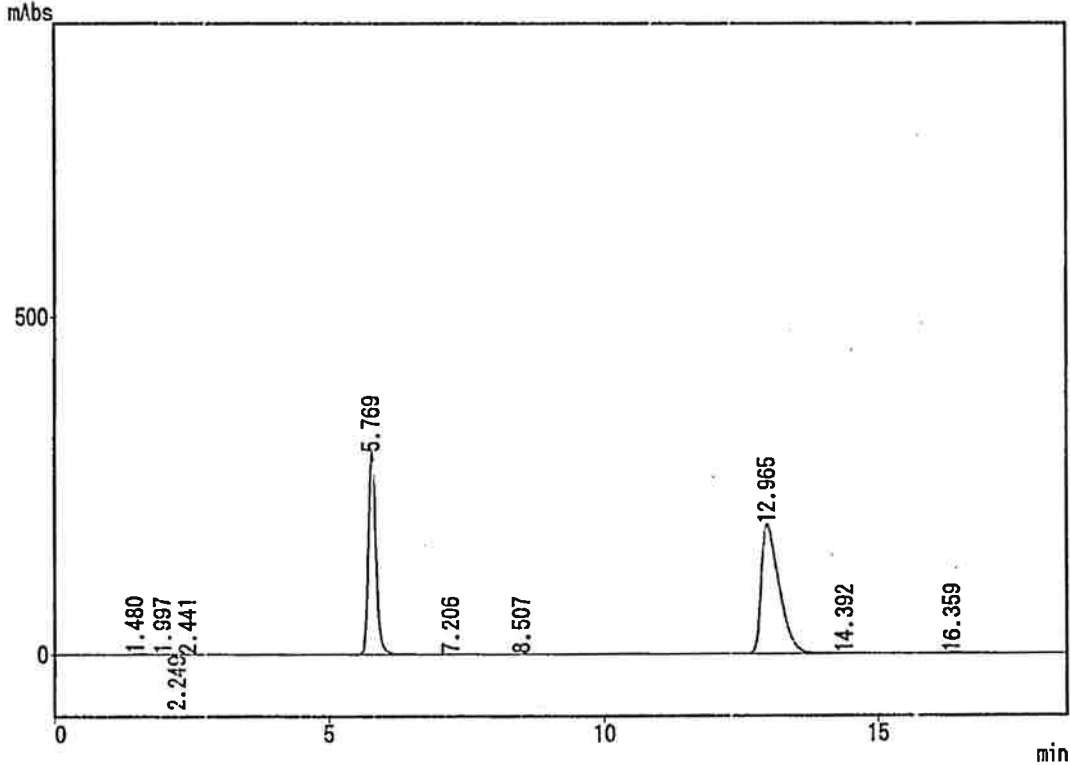
PKNO	TIME	AREA	HEIGHT	MK	IDNO	CONC	NAME
1	1.392	1169	135	V		0.0159	
2	1.578	1403	160	V		0.0190	
3	2.243	2485	346			0.0337	
4	3.717	5849	189			0.0793	
5	5.761	2793072	306801			37.8821	
6	12.927	4568030	202625	S		61.9556	
7	16.295	1065	58			0.0144	

7373072 510315 100.0000

CLASS-LC10 Ver.=1.62 システム番号=1 Ch=1 検体番号=93 データ=AH2Y13.D18 (02/11/13 20:13:42)

サンプル : A-01
ID : 40°C-4M
タイプ : 未知試料
検出器 : SPD-10A シンク
オペレーター名 : 澤 嗣郎
メソッド名 : !AHR1028.MET

*** クロマトグラム *** ファイル名:AH2Y13.C18



*** ピークレポート ***

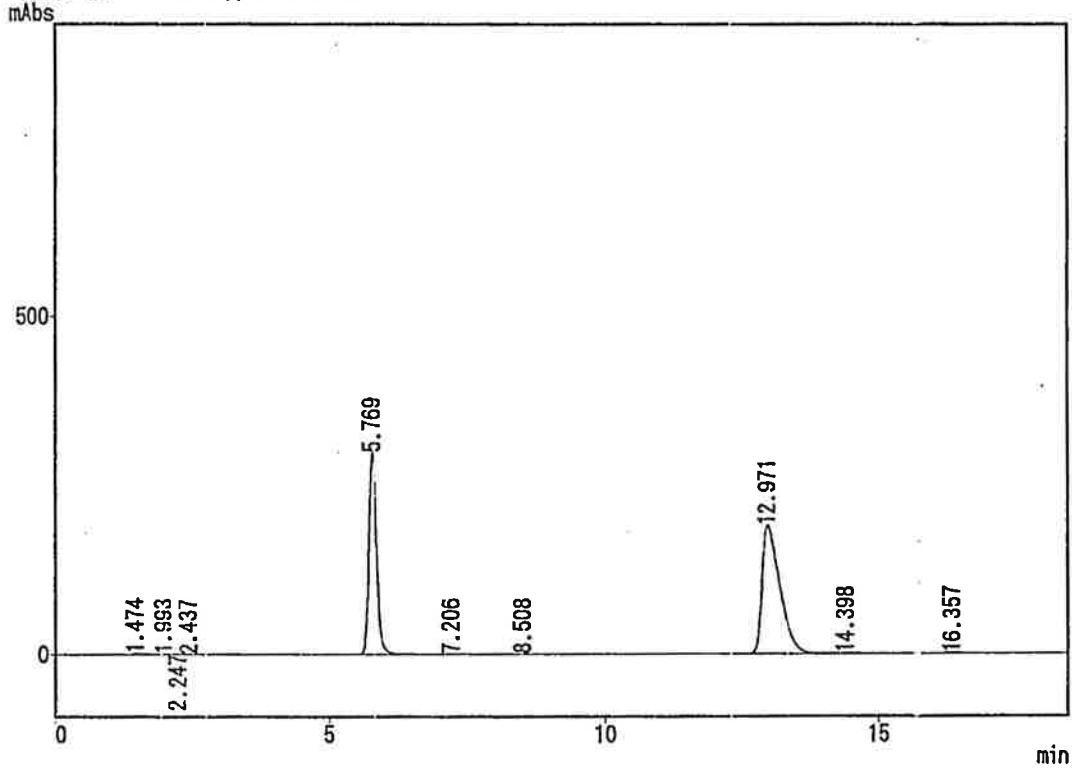
PKNO	TIME	AREA	HEIGHT	MK	IDNO	CONC	NAME
1	1.480	12300	1194	V		0.1723	
2	1.997	2187	205	V		0.0306	
3	2.249	4370	511	V		0.0612	
4	2.441	1458	149	V		0.0204	
5	5.769	2788894	299943	S		39.0672	
6	7.206	8268	708	T		0.1158	
7	8.507	2288	162			0.0320	
8	12.965	4306875	190172	S		60.3313	
9	14.392	3480	209	T		0.0487	
10	16.359	8592	367			0.1204	

7:38710 493622 100.0000

CLASS-LC10 Ver.=1.62 システム番号=1 Ch=1 レポート番号=94 データ=AH2Y13.D19 02/11/13 20:33:40

サンプル : A-02
ID : 40°C-4M
タイプ : 未知試料
検出器 : SPD-10A シングル
オペレーター名 : 澤 嗣郎
ロット名 : !AHR1028.MET

*** クロマトグラム *** ファイル名:AH2Y13.C19



*** ピークレポート ***

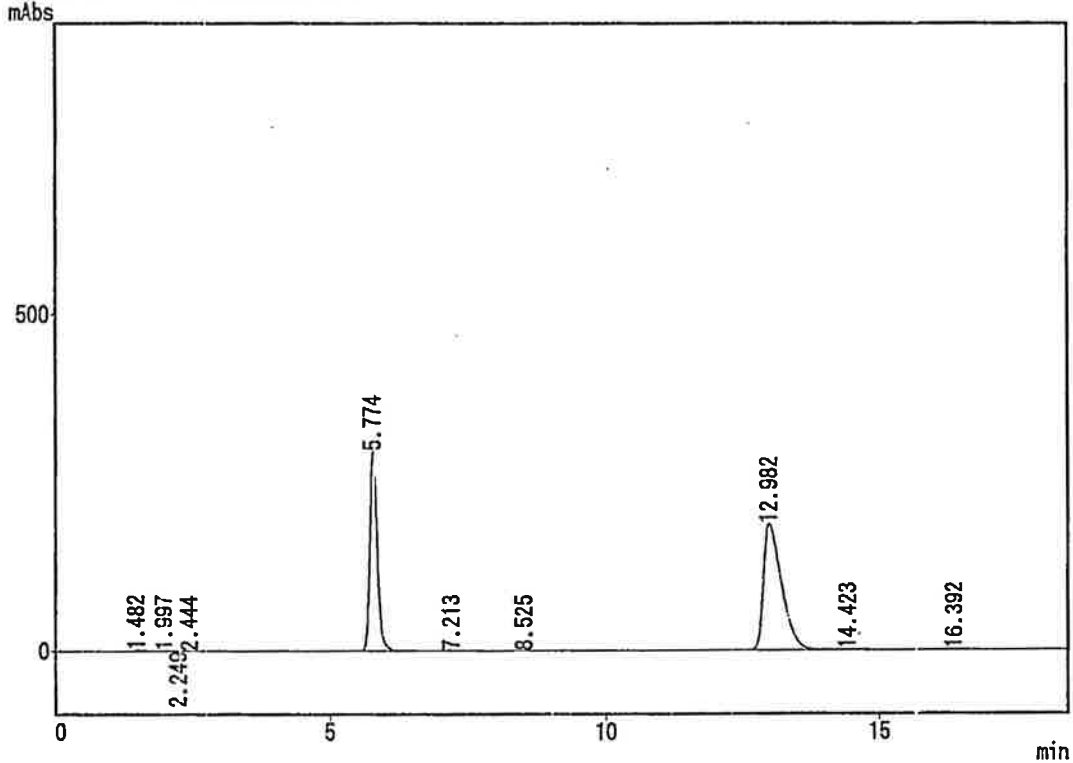
PKNO	TIME	AREA	HEIGHT	MK	IDNO	CONC	NAME
1	1.474	16063	1662	V		0.2259	
2	1.993	2329	217	V		0.0327	
3	2.247	4034	463	V		0.0567	
4	2.437	1444	145	V		0.0203	
5	5.769	2781720	299235	S		39.1128	
6	7.206	8886	761	T		0.1249	
7	8.508	2448	172			0.0344	
8	12.971	4283036	189293	S		60.2223	
9	14.398	3050	189	T		0.0429	
10	16.357	9032	386			0.1270	

7:12042 492524 100.0000

CLASS-LC10 Ver.=1.62 システム番号=1 Ch=1 検体番号=95 検体名=AH2Y13.D20 02/11/13 20:53:36

サンプル : A-03
ID : 40°C-4M
タイプ : 未知試料
検出器 : SPD-10A シンチ
オペレーター名 : 澤 嗣郎
メソッド名 : !AHR1028.MET

*** クロマトグラム *** ファイル名:AH2Y13.C20



*** ピークレポート ***

PKNO	TIME	AREA	HEIGHT	MK	IDNO	CONC	NAME
1	1.482	10532	1104	V		0.1483	
2	1.997	2091	199			0.0294	
3	2.249	3685	416	V		0.0519	
4	2.444	1451	139	V		0.0204	
5	5.774	2779313	298508	S		39.1381	
6	7.213	8413	720	T		0.1185	
7	8.525	2397	170			0.0338	
8	12.982	4281426	189051	S		60.2908	
9	14.423	3504	213	T		0.0493	
10	16.392	8483	366			0.1195	

7101294 490885 100.0000

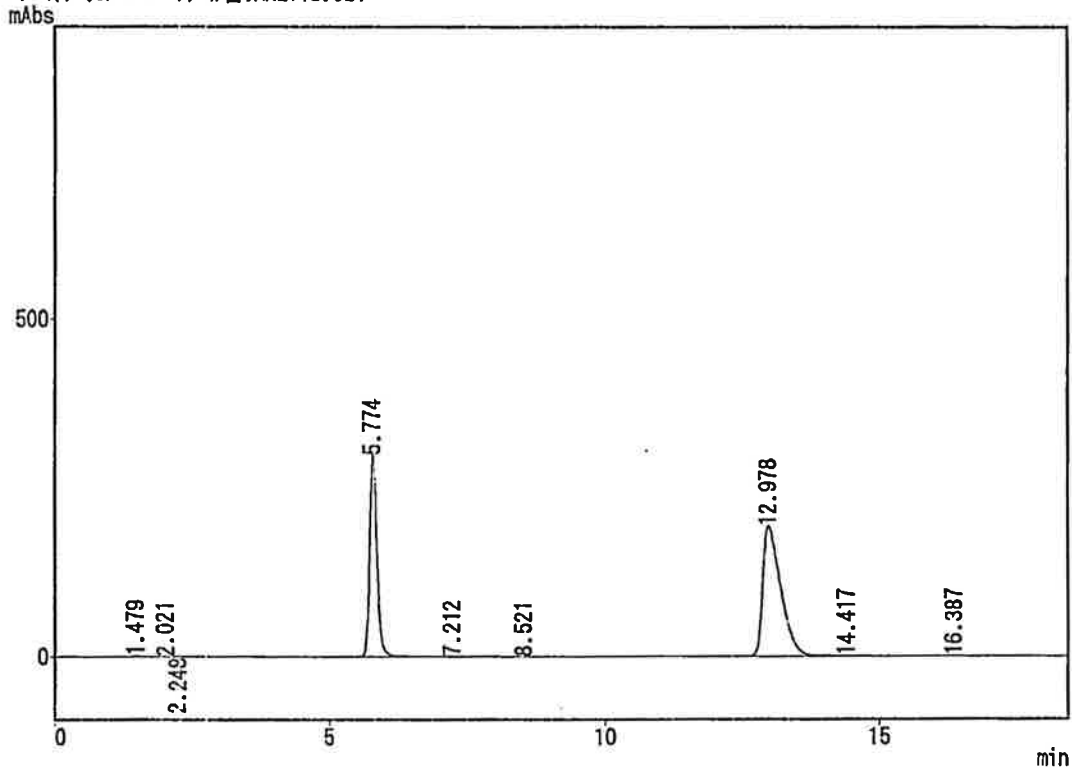
95 - 1/1

02/11/13 21:12:21

CLASS-LC10 Ver.=1.62 システム番号=1 Ch=1 レポート番号=96 ファイル名=AH2Y13.D21 02/11/13 21:13:34

サンプル : A-04
ID : 40°C-4M
タイプ : 未知試料
検出器 : SPD-10A シングル
オペレータ名 : 澤 嗣郎
ロット名 : !AHR1028.MET

*** クロマトグラム *** ファイル名:AH2Y13.C21



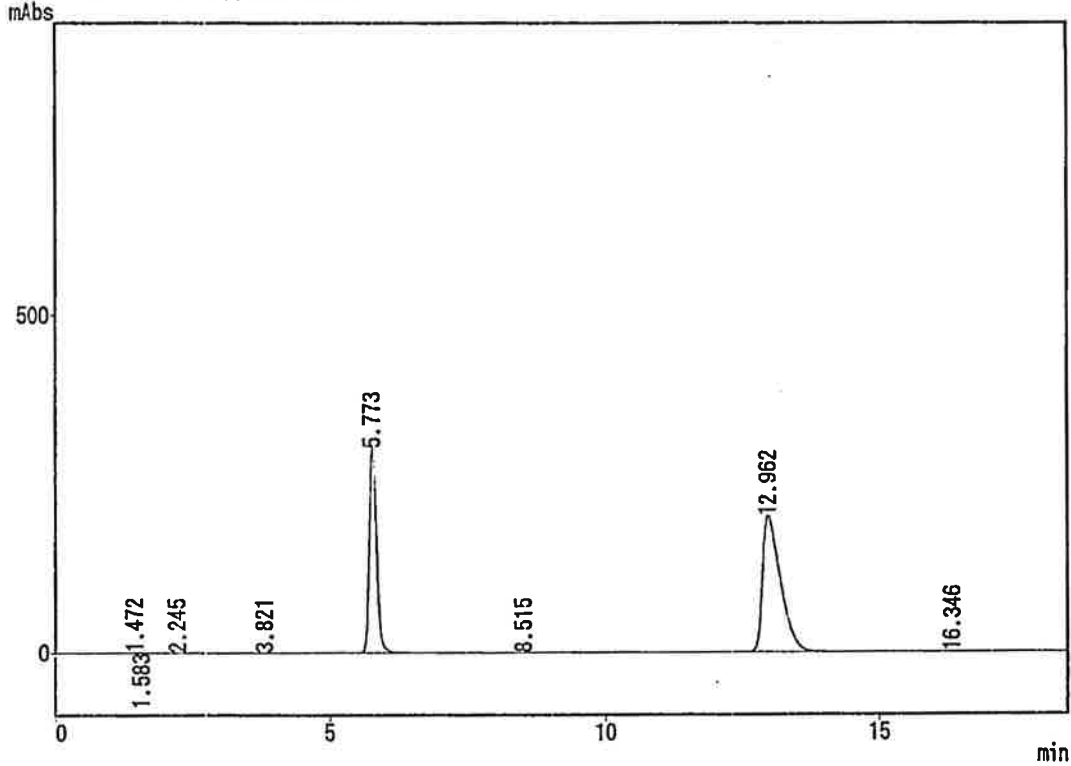
*** ピークレポート ***

PKNO	TIME	AREA	HEIGHT	MK	IDNO	CONC	NAME
1	1.479	12894	1366	V		0.1785	
2	2.021	1395	135			0.0193	
3	2.248	2841	338	V		0.0393	
4	5.774	2776019	298879	V		38.4233	
5	7.212	4536	394			0.0628	
6	8.521	2141	157			0.0296	
7	12.978	4407946	193885	S		61.0110	
8	14.417	7349	403	T		0.1017	
9	16.387	9719	419			0.1345	
		7224840	495974			100.0000	

CLASS-LC10 Ver.=1.62 システム番号=1 Ch=1 レポート番号=97 データ=AH2Y13.D22 02/11/13 21:33:32

サンプル : STD
ID :
タイプ : 未知試料
検出器 : SPD-10A シンチ
オペレーター名 : 澤 嗣郎
メソッド名 : !AHR1028.MET

*** クロマトグラム *** ファイル名:AH2Y13.C22



*** ピークレポート ***

PKNO	TIME	AREA	HEIGHT	MK	IDNO	CONC	NAME
1	1.472	3388	280	V		0.0460	
2	1.583	1918	247	V		0.0261	
3	2.245	1315	196			0.0179	
4	3.821	1523	78			0.0207	
5	5.773	2785109	305132			37.8223	
6	8.515	1094	83			0.0148	
7	12.962	4568150	202151	S		62.0363	
8	16.346	1173	61			0.0159	

7363670 508228 100.0000

プロムフェナクナトリウムの安定性
Lot No.:02S051

試験コード:P2002B131
試験実施者: 澤 嗣郎
試験実施日:2003年01月17日

ID	Chromato No.	AHR	Peak Area IS	Ratio	Conc. (mg/mL)	Remaining (%)	Correction (%)	pH	F.I.M.	Turbid
STD	AH3H17.C01	4549865	2846553	1.5984						
STD	AH3H17.C08	4565385	2858747	1.5970						
STD	Mean			1.5977	0.10095					
A-01	40°C-6M AH3H17.C02	4275582	2872191	1.4886	0.09406	94.64	92.90	8.17	-	-
A-02	40°C-6M AH3H17.C03	4243563	2866430	1.4804	0.09354	93.18	91.53	8.18	-	-
A-03	40°C-6M AH3H17.C04	4244241	2862118	1.4829	0.09370	93.78	92.11	8.17	-	-
A-04	40°C-6M AH3H17.C05	4386572	2871808	1.5275	0.09651	96.30	94.66	8.17	+	-

1/19

プロムフェナクナトリウムの安定性
Lot No.02X221

試験コード:P2002B131
試験実施者: 澤 嗣郎
試験実施日:2003年01月17日

ID	Chromato No.	AHR	Peak Area IS	Ratio	Conc. (mg/mL)	Remaining (%)	Correction (%)	pH	F.I.M.	Turbid
STD	AH3H17.C08	4565385	2858747	1.5970						
STD	AH3H17.C15	4556169	2852477	1.5973						
STD	Mean			1.5972	0.10095					
A-01	40°C-2M AH3H17.C09	4381017	2860103	1.5318	0.09682	95.45	94.91	8.17	--	--
A-03	40°C-2M AH3H17.C10	4407379	2857141	1.5426	0.09750	97.40	96.84	8.16	--	--
BF	40°C-2M AH3H17.C11	4447937	2867651	1.5511	0.09804	96.07	95.53	8.23	--	--
A-01	25°C-2M AH3H17.C12	4455271	2874184	1.5501	0.09797	96.59	96.26	8.17	--	--
A-03	25°C-2M AH3H17.C13	4466866	2860635	1.5615	0.09869	98.59	98.25	8.15	--	--
BF	25°C-2M AH3H17.C14	4539904	2862632	1.5859	0.10024	98.23	97.93	8.23	--	--

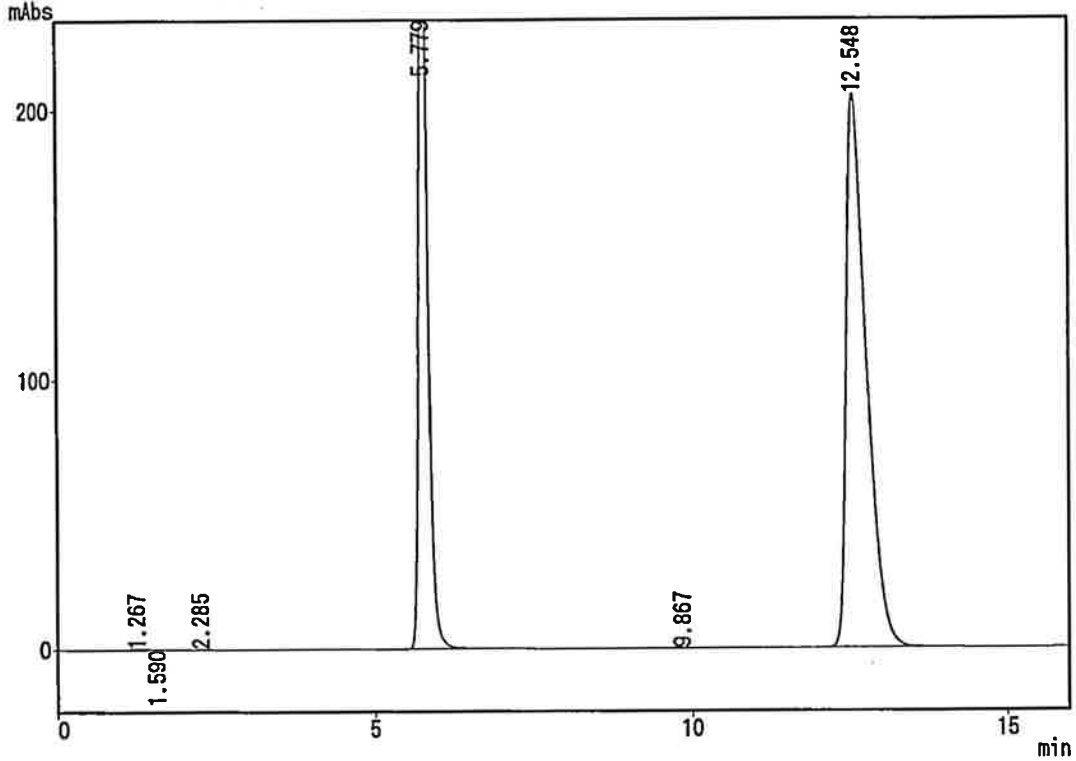
試験物質名: AHR10282B	試験コード: P2002 B131	試験年月日: 2003年01月16日
試験項目:	試験実施者: 澤 嗣郎	
ISCAHR) P-ヒロキ安息香酸X4/L 0.03332g + 移動相 → 100ml		
STD1(AHR) AHR10282B 0.02019g + 移動相 → 20ml		
STD2(AHR) STD1(AHR) 2ml + ISCAHR) 2ml + 移動相 → 20ml		
Sample 本品 2ml + ISCAHR) 2ml + 移動相 → 20ml		

		PH	外観				
A-01	40°C-6M	8.17	-	8.8725	8.7764	1/16 19:25	
						NO.57	PH 8.17 22.7°C
A-02		8.18	-	9.0800	8.9840		
A-03		8.17	-	8.9305	8.8364	1/16 19:26	
						NO.58	PH 8.18 22.6°C
A-04		8.17	+	9.0271	8.9357	1/16 19:27	
						NO.59	PH 8.17 22.9°C
A-05		8.16	+	8.4472	8.3580		
A-06		8.17	++	8.4810	8.3952	1/16 19:28	
						NO.60	PH 8.17 22.9°C
A-01	40°C-2M	8.17	-	9.3547	9.3222	1/16 19:29	
						NO.61	PH 8.16 23.1°C
A-03		8.16	-	9.4064	9.3734	1/16 19:29	
						NO.62	PH 8.17 23.3°C
BF		8.23	-	9.3675	9.3353		
A-01	25°C-2M	8.17	-	9.2777	9.2586	1/16 19:30	
						NO.63	PH 8.17 23.6°C
A-03		8.15	-	9.3173	9.2980		
BF		8.23	-	9.3742	9.3564	1/16 19:30	
						NO.64	PH 8.16 23.7°C
						1/16 19:31	
						NO.65	PH 8.20 23.9°C
						1/16 19:32	
						NO.66	PH 8.17 23.9°C
						1/16 19:32	
						NO.67	PH 8.15 24.0°C
						1/16 19:33	
						NO.68	PH 8.23 24.0°C

CLASS-LC10 Ver.=1.62 システム番号=1 Ch=1 検出器番号=34 データ=AH3H171.D01 03/01/17 17:43:48

サンプル名 : STD
ID :
タイプ : 未知試料
検出器 : SPD-10A シンク
オペレーター名 : 澤 嗣郎
メソッド名 : !AHR1028.MET

*** カロリグラム *** ファイル名:AH3H171.C01

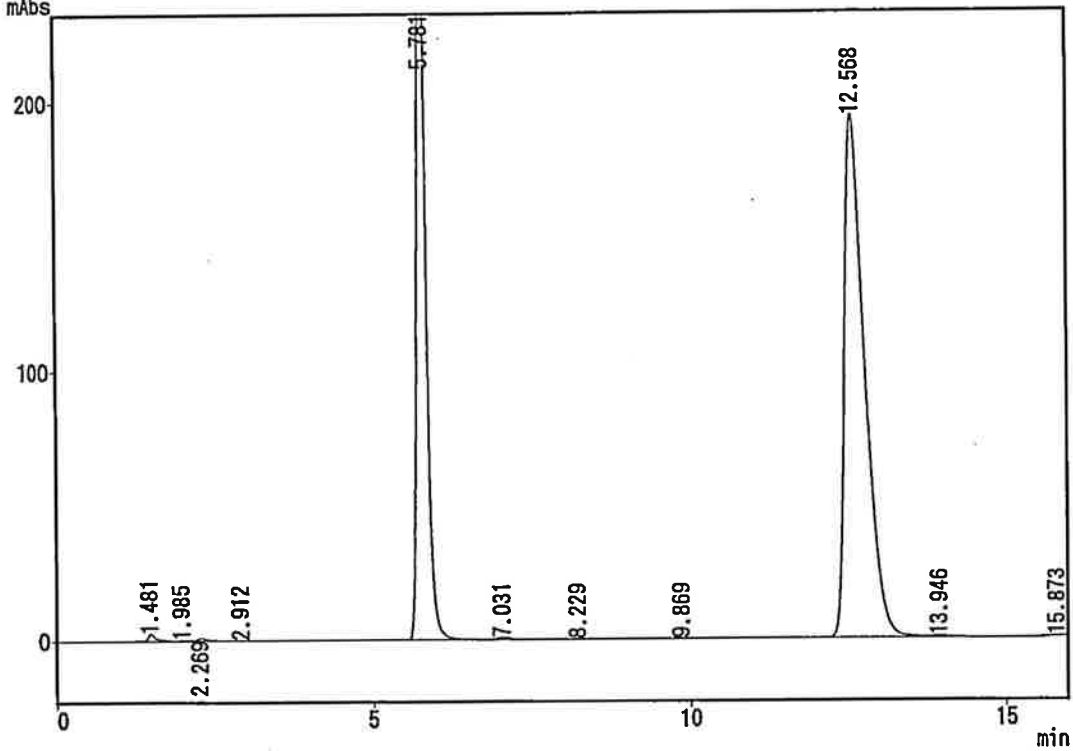


*** ピークレポート ***

PKNO	TIME	AREA	HEIGHT	MK	IDNO	CONC	NAME
1	1.267	2015	103			0.0272	
2	1.590	1854	138	V		0.0250	
3	2.285	1836	245	V		0.0248	
4	5.779	2846553	306129			38.4442	
5	9.867	2251	146			0.0304	
6	12.548	4549865	205221			61.4483	
		7404374	511984			100.0000	

CLASS-LC10 Ver.=1.62 システム番号=1 Ch=1 ポート番号=35 データ=AH3H171.D02 03/01/17 18:01:18
 サンプル : A-01
 ID : 40°C-6M
 タイプ : 未知試料
 検出器 : SPD-10A シンク
 オペレータ名 : 澤 嗣郎
 メソッド名 : IHR1028.MET

*** カロマトグラム *** ファイル名:AH3H171.C02



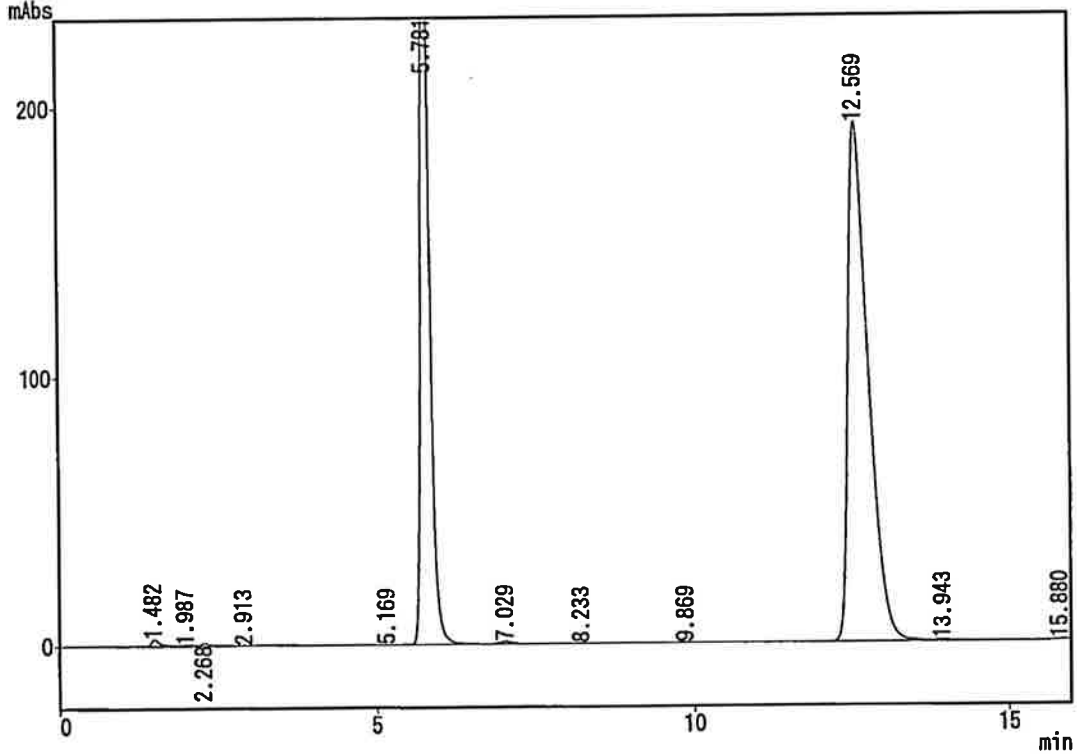
*** ピークレポート ***

PKNO	TIME	AREA	HEIGHT	MK	IDNO	CONC	NAME
1	1.481	24769	2761	V		0.3433	
2	1.985	3260	295	V		0.0452	
3	2.269	12251	1138	V		0.1698	
4	2.912	2039	158	V		0.0283	
5	5.781	2872191	305372	S		39.8090	
6	7.031	9557	843	T		0.1325	
7	8.229	2437	175			0.0338	
8	9.869	3543	235			0.0491	
9	12.568	4275582	194154	S		59.2602	
10	13.946	6905	410	T		0.0957	
11	15.873	2399	175			0.0332	
		7214933	505716			100.0000	

CLASS-LC10 Ver.=1.62 システム番号=1 Ch=1 ポート番号=36 テンプレート=AH3H171.D03 03/01/17 18:18:46

サンプル名 : A-02
 ID : 40°C-6M
 タイプ : 未知試料
 検出器 : SPD-10A シンク名
 オペレータ名 : 澤 嗣郎
 メソッド名 : !AHR1028.MET

*** カロマトグラム *** ファイル名:AH3H171.C03



*** ピークレポート ***

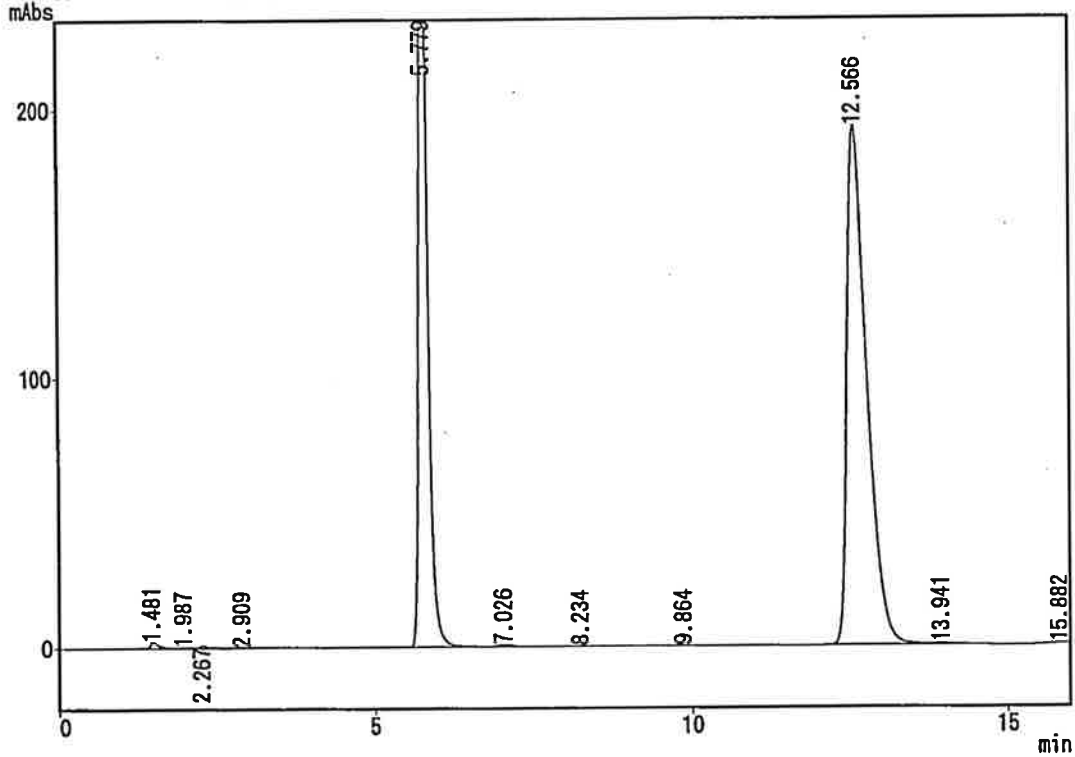
PKNO	TIME	AREA	HEIGHT	MK	IDNO	CONC	NAME
1	1.482	23146	2451	V		0.3225	
2	1.987	3457	291	V		0.0482	
3	2.268	10912	964	V		0.1521	
4	2.913	1941	150	V		0.0270	
5	5.169	2339	112			0.0326	
6	5.781	2866430	305065	SV		39.9444	
7	7.029	9796	870	T		0.1365	
8	8.233	2254	169			0.0314	
9	9.869	3656	240			0.0510	
10	12.569	4243563	193000	S		59.1351	
11	13.943	6425	381	T		0.0895	
12	15.880	2135	156			0.0298	

7176053 503849 100.0000

CLASS-LC10 Ver.=1.62 システム番号=1 Ch=1 検出器番号=37 テンプレート=AH3H171.D04 03/01/17 18:36:14

サンプル : A-03
 ID : 40°C-6M
 タイプ : 未知試料
 検出器 : SPD-10A シンチレーション
 オペレーター名 : 澤 嗣郎
 メソッド名 : !AHR1028.MET

*** カロリグラム *** ファイル名:AH3H171.C04



*** ピークレポート ***

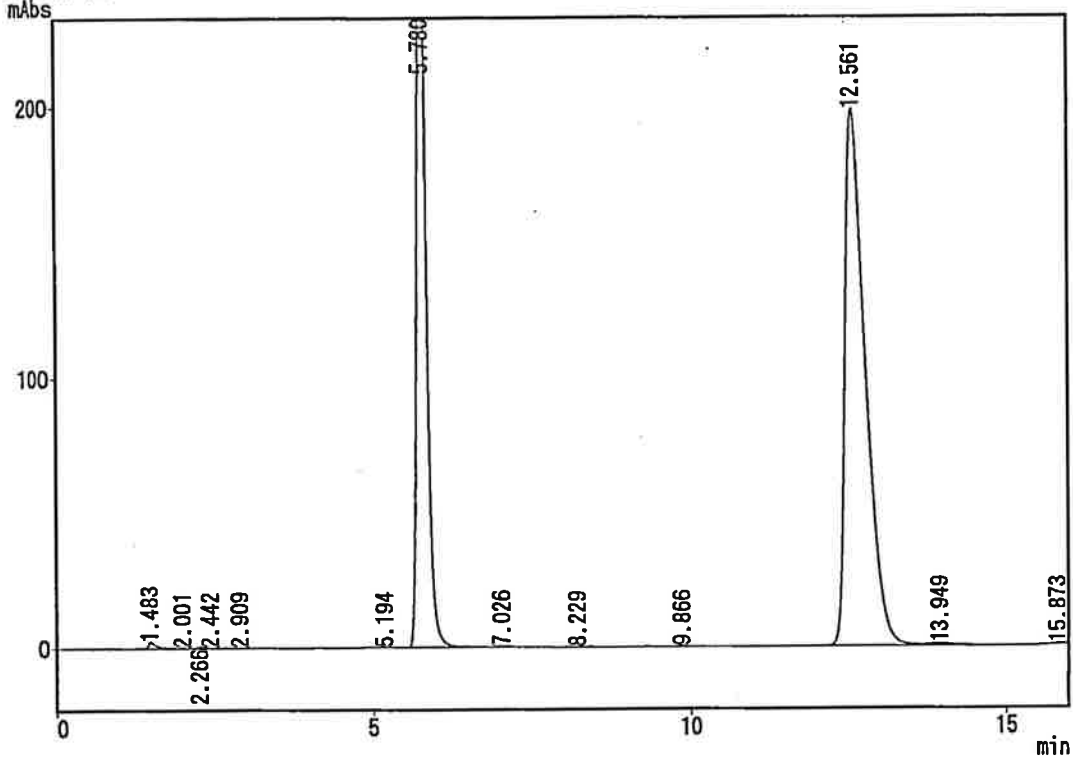
PKNO	TIME	AREA	HEIGHT	MK	IDNO	CONC	NAME
1	1.481	22004	2405	V		0.3070	
2	1.987	3113	277	V		0.0434	
3	2.267	9836	812	V		0.1372	
4	2.909	2135	154	V		0.0298	
5	5.779	2862118	305025	S		39.9298	
6	7.026	9443	837	T		0.1317	
7	8.234	2230	168			0.0311	
8	9.864	3755	242			0.0524	
9	12.566	4244241	192968	S		59.2120	
10	13.941	6633	393	T		0.0925	
11	15.882	2370	162			0.0331	
		7167879	503443			100.0000	

8

CLASS-LC10 Ver.=1.62 システム番号=1 Ch=1 ポート番号=38 テキスト=AH3H171.D05 03/01/17 18:53:40

サンプル : A-04
 ID : 40°C-6M
 タイプ : 未知試料
 検出器 : SPD-10A シンク
 オペレータ名 : 澤 嗣郎
 メソッド名 : !AHR1028.MET

*** カマトグラム *** ファイル名:AH3H171.C05



*** ピークレポート ***

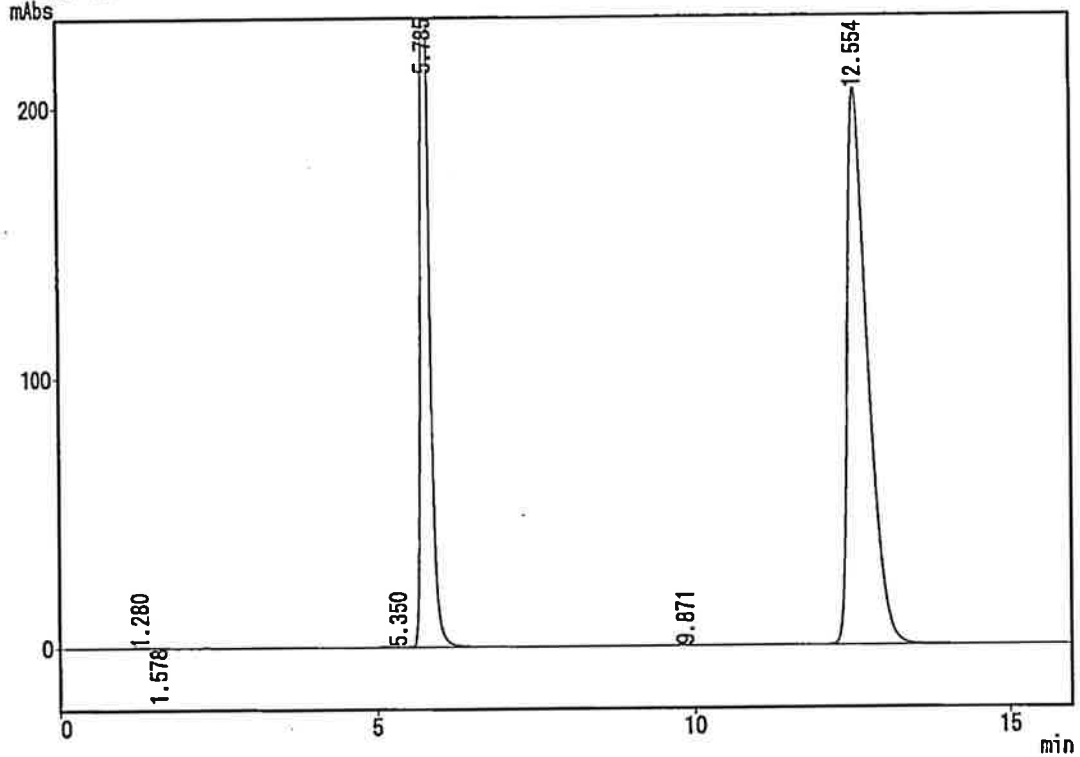
PKNO	TIME	AREA	HEIGHT	MK	IDNO	CONC	NAME
1	1.483	22252	2489	V		0.3039	
2	2.001	2292	185	V		0.0313	
3	2.266	5344	661	V		0.0730	
4	2.442	1877	201	V		0.0256	
5	2.909	1562	132	V		0.0213	
6	5.194	2724	128			0.0372	
7	5.780	2871808	305842	SV		39.2232	
8	7.026	5364	475	T		0.0733	
9	8.229	2204	164			0.0301	
10	9.866	3854	249			0.0526	
11	12.561	4386572	198560	S		59.9119	
12	13.949	13021	709	T		0.1778	
13	15.873	2832	214			0.0387	

7321705 510007 100.0000

CLASS-LC10 Ver.=1.62 システム番号=1 Ch=1 ポート番号=41 データ=AH3H171.D08 03/01/17 19:46:04

サンプル名 : STD
ID :
タイプ : 未知試料
検出器 : SPD-10A シンク
オペレーター名 : 澤 嗣郎
メソッド名 : !AHR1028.MET

*** カマトグラム *** ファイル名:AH3H171.C08



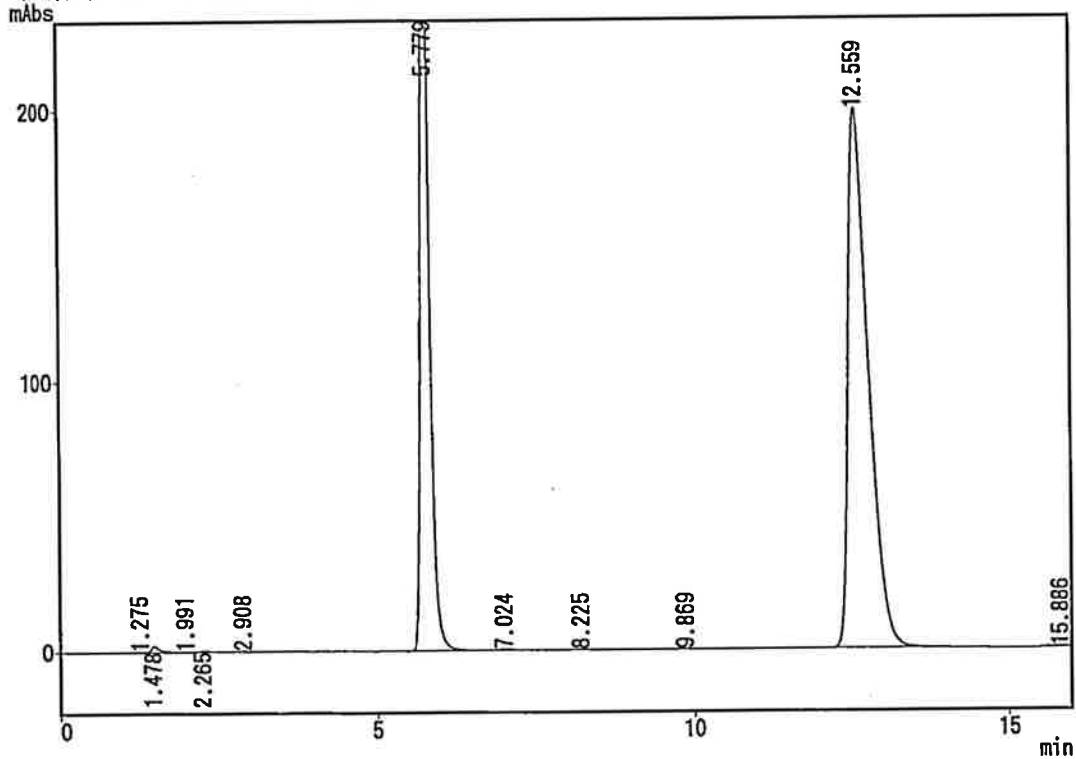
*** ピークレポート ***

PKNO	TIME	AREA	HEIGHT	MK	IDNO	CONC	NAME
1	1.280	2421	137			0.0326	
2	1.578	2298	177	V		0.0309	
3	5.350	4420	176			0.0594	
4	5.785	2858747	306832	SV		38.4480	
5	9.871	2080	143			0.0280	
6	12.554	4565385	205732			61.4011	

7435350 513197 100.0000

CLASS-LC10 Ver.=1.62 システム番号=1 Ch=1 レポート番号=42 データ=AH3H171.D09 03/01/17 20:03:30
 サンプル : A-01
 ID : 40°C-2M
 タイプ : 未知試料
 検出器 : SPD-10A シンク
 オペレータ名 : 澤 嗣郎
 サンプル名 : !AHR1028.MET

*** 加算グラフ *** ファイル名:AH3H171.C09



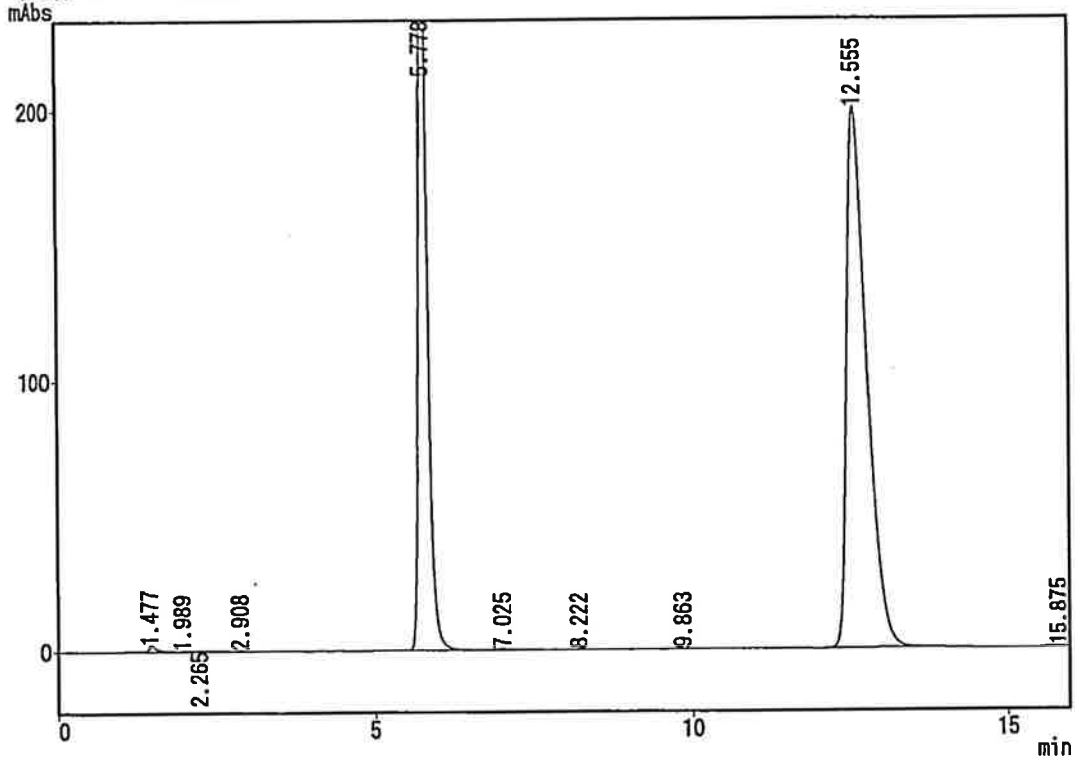
*** ピークレポート ***

PKNO	TIME	AREA	HEIGHT	MK	IDNO	CONC	NAME
1	1.275	1761	120			0.0242	
2	1.478	20171	2257	V		0.2768	
3	1.991	2144	209	V		0.0294	
4	2.265	6473	477	V		0.0888	
5	2.908	2653	299	V		0.0364	
6	5.779	2860103	304472	S		39.2444	
7	7.024	5470	487	T		0.0751	
8	8.225	2784	205			0.0382	
9	9.869	4035	268			0.0554	
10	12.559	4381017	199015			60.1134	
11	15.886	1310	90			0.0180	
		7287920	507899			100.0000	

CLASS-LC10 Ver.=1.62 システム番号=1 Ch=1 検出器番号=43 テンプレート=AH3H171.D10 03/01/17 20:21:02

サンプル : A-03
 ID : 40°C-2M
 タイプ : 未知試料
 検出器 : SPD-10A シンク
 オペレーター名 : 澤 嗣郎
 メソッド名 : !AHR1028.MET

*** カロリグラム *** ファイル名:AH3H171.C10



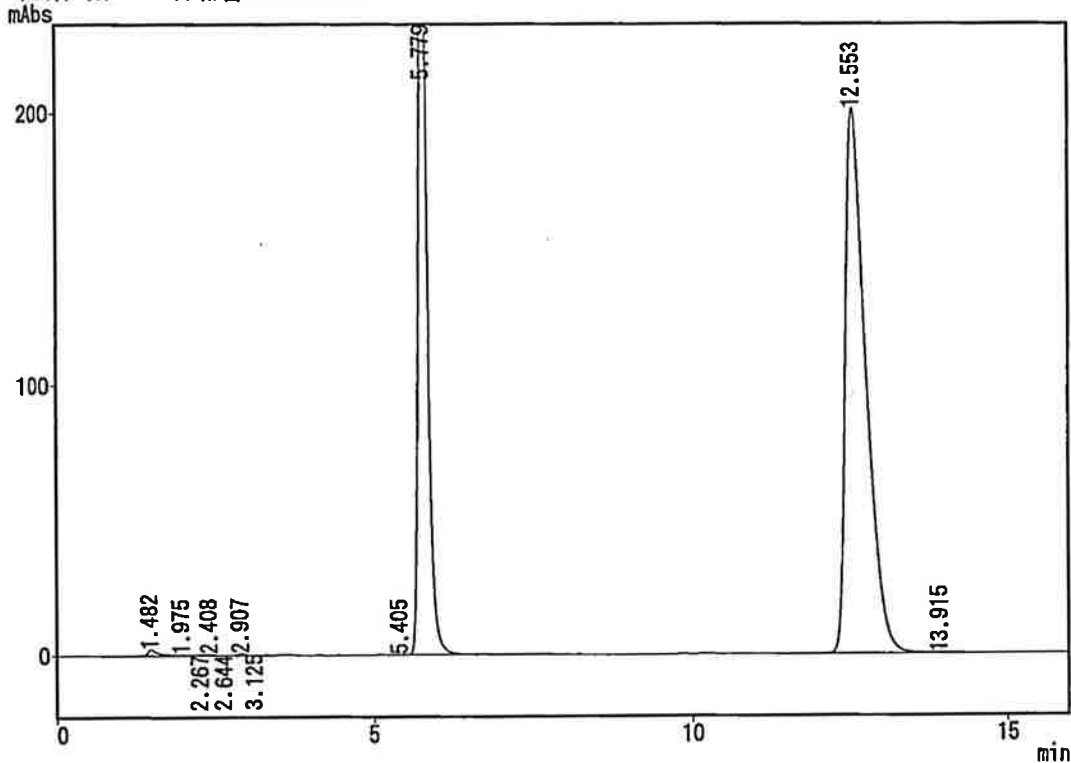
*** ピークレポート ***

PKNO	TIME	AREA	HEIGHT	MK	IDNO	CONC	NAME
1	1.477	19859	2218	V		0.2717	
2	1.989	2205	226	V		0.0302	
3	2.265	6553	449	V		0.0896	
4	2.908	3186	322	V		0.0436	
5	5.778	2857141	304490	S		39.0859	
6	7.025	5594	496	T		0.0765	
7	8.222	2998	225			0.0410	
8	9.863	3790	249			0.0518	
9	12.555	4407379	200024			60.2933	
10	15.875	1193	90			0.0163	
		7309899	508789			100.0000	

CLASS-LC10 Ver.=1.62 システム番号=1 Ch=1 レポート番号=44 テータ=AH3H171.D11 03/01/17 20:38:30

サンプル : BF
 ID : 40°C-2M
 タイプ : 未知試料
 検出器 : SPD-10A シンクル
 オペレータ名 : 澤 嗣郎
 メソッド名 : !AHR1028.MET

*** カマトグラム *** ファイル名:AH3H171.C11



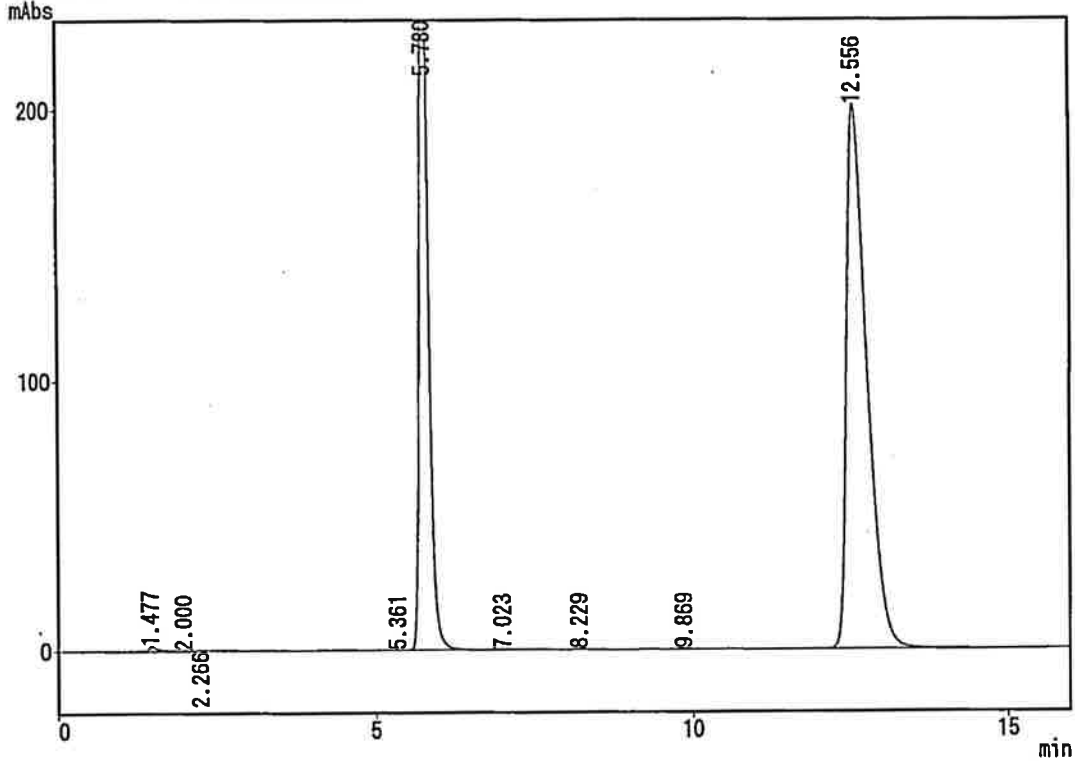
*** ピークレポート ***

PKNO	TIME	AREA	HEIGHT	MK	IDNO	CONC	NAME
1	1.482	26094	2268	V		0.3544	
2	1.975	2029	250	V		0.0276	
3	2.267	3747	423	V		0.0509	
4	2.408	4698	560	V		0.0638	
5	2.644	1004	125	V		0.0136	
6	2.907	5257	673	V		0.0714	
7	3.125	1155	116	V		0.0157	
8	5.405	1033	78	V		0.0140	
9	5.779	2867651	305264	SV		38.9528	
10	12.553	4447937	201266	S		60.4186	
11	13.915	1261	77	T		0.0171	
		7361865	511100			100.0000	

CLASS-LC10 Ver.=1.62 システム番号=1 Ch=1 ポート番号=45 テータ=AH3H171.D12 03/01/17 20:56:00

サンプル : A-01
ID : 25°C-2M
タイプ : 未知試料
検出器 : SPD-10A シンク
オペレーター名 : 澤 嗣郎
メソッド名 : !AHR102B.MET

*** カロマトグラム *** ファイル名:AH3H171.C12

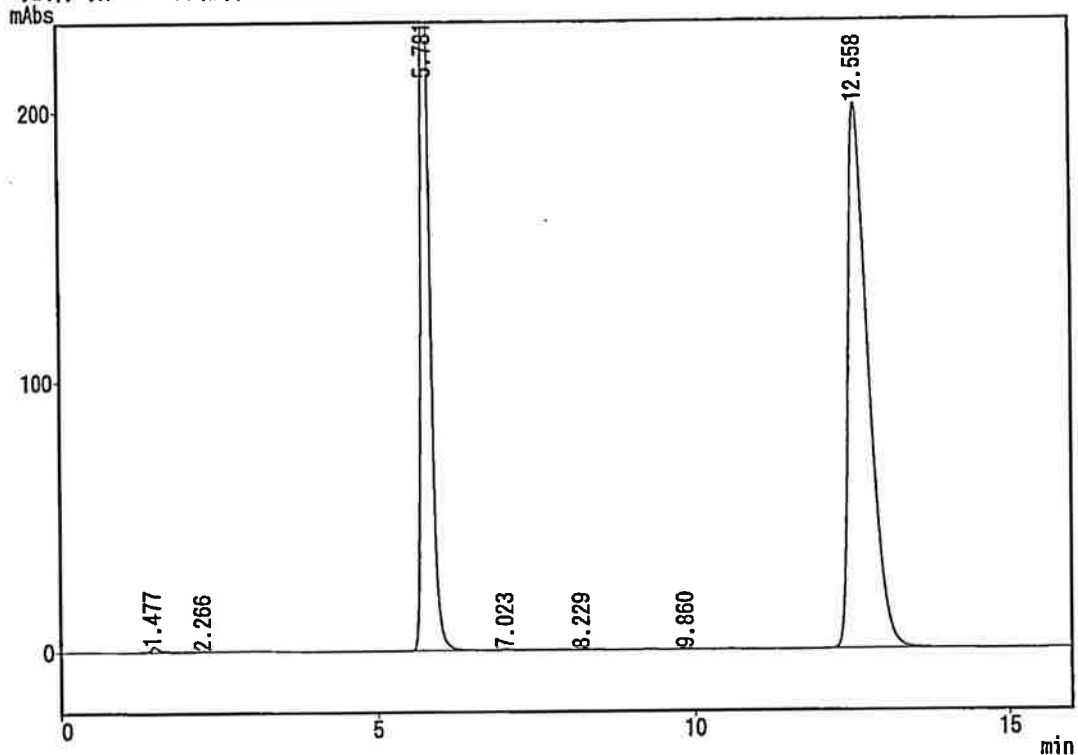


*** ピークレポート ***

PKNO	TIME	AREA	HEIGHT	MK	IDNO	CONC	NAME
1	1.477	18139	1913	V		0.2462	
2	2.000	1561	139			0.0212	
3	2.266	3572	325	V		0.0485	
4	5.361	1580	74			0.0215	
5	5.780	2874184	306122	SV		39.0170	
6	7.023	3683	322	T		0.0500	
7	8.229	3994	295			0.0542	
8	9.869	4506	294	V		0.0612	
9	12.556	4455271	201390			60.4802	
		7366490	510873			100.0000	

CLASS-LC10 Ver.=1.62 システム番号=1 Ch=1 レポート番号=46 データ=AH3H171.D13 03/01/17 21:13:28
 サンプル : A-03
 ID : 25°C-2M
 タイプ : 未知試料
 検出器 : SPD-10A シンク
 オペレーター名 : 澤 嗣郎
 メソッド名 : !AHR1028.MET

*** クロマトグラム *** ファイル名:AH3H171.C13



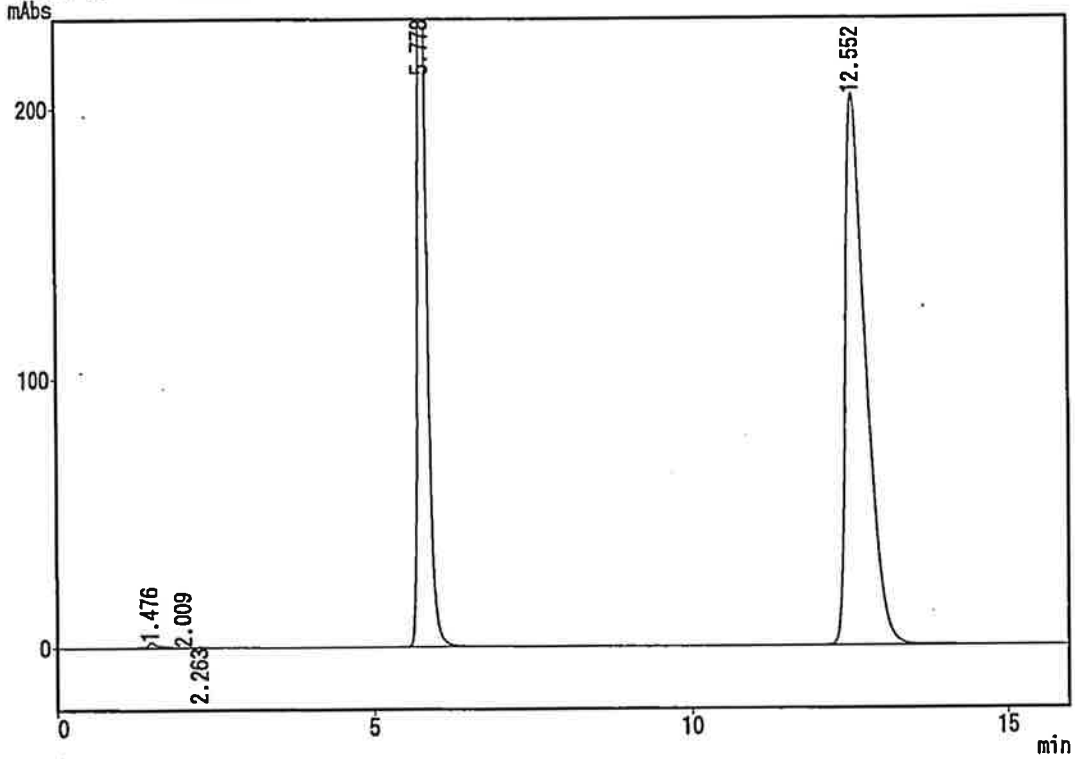
*** ピークレポート ***

PKNO	TIME	AREA	HEIGHT	MK	IDNO	CONC	NAME
1	1.477	17873	1959	SV		0.2428	
2	2.266	2682	287	V		0.0364	
3	5.781	2860635	304234	S		38.8652	
4	7.023	3983	348	T		0.0541	
5	8.229	3943	296			0.0536	
6	9.860	4420	292			0.0601	
7	12.558	4466866	201701			60.6878	
		7360402	509116			100.0000	

CLASS-LC10 Ver.=1.62 システム番号=1 Ch=1 ポート番号=47 テータ=AH3H171.D14 03/01/17 21:30:56

サンプル : BF
ID : 25°C-2M
タイプ : 未知試料
検出器 : SPD-10A シンク
オペレータ名 : 澤 嗣郎
メソッド名 : !AHR1028.MET

*** カマトグラム *** ファイル名:AH3H171.C14

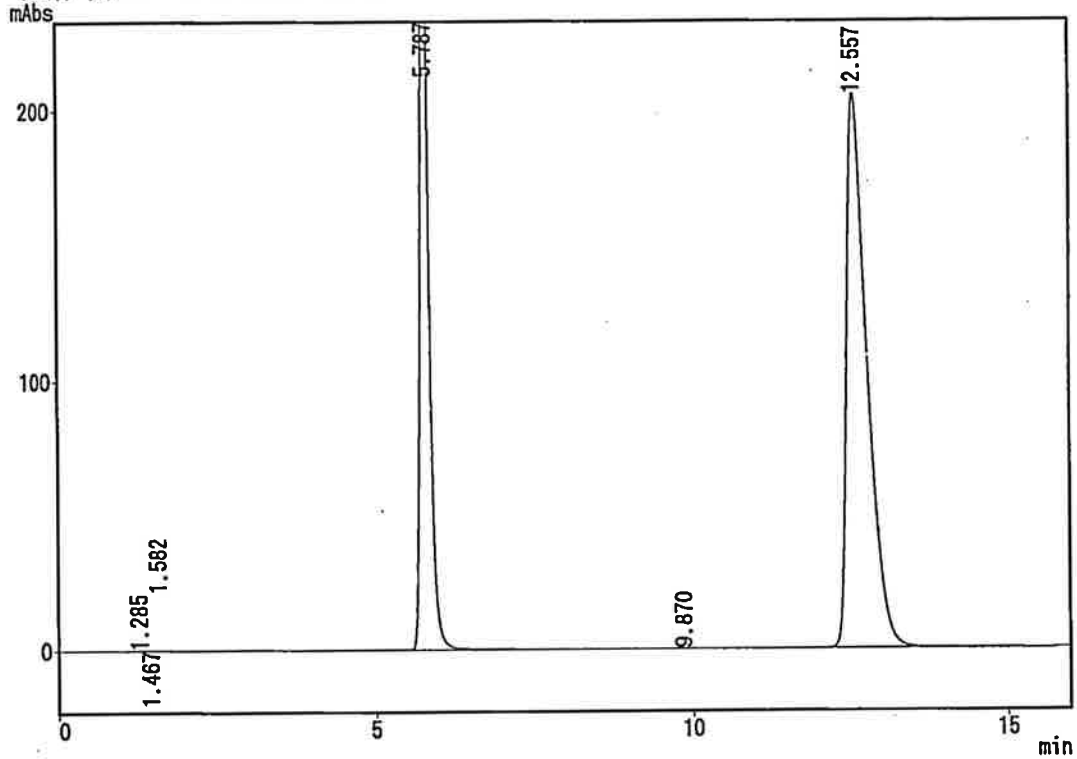


*** ピークレポート ***

PKNO	TIME	AREA	HEIGHT	MK	IDNO	CONC	NAME
1	1.476	22158	2087	V		0.2982	
2	2.009	1033	130			0.0139	
3	2.263	4259	322	V		0.0573	
4	5.778	2862632	304977	V		38.5281	
5	12.552	4539904	204556			61.1025	
		7429986	512071			100.0000	

サンプル : STD
 ID :
 タイプ : 未知試料
 検出器 : SPD-10A シンクル
 オペレータ名 : 澤 嗣郎
 メソッド名 : !AHR1028.MET

*** カロマトグラム *** ファイル名:AH3H171.C15



*** ピークレポート ***

PKNO	TIME	AREA	HEIGHT	MK	IDNO	CONC	NAME
1	1.285	2140	133			0.0289	
2	1.467	1141	140	V		0.0154	
3	1.582	2551	168	V		0.0344	
4	5.787	2852477	306429	S		38.4601	
5	9.870	2239	152			0.0302	
6	12.557	4556169	205242			61.4311	
		7416717	512264			100.0000	

プロムフェナクナトリウムの安定性
Lot No:02X221

試験コード:P2002B131
試験実施者: 澤 嗣郎
試験実施日:2002年11月20日

ID	Chromato No.	AHR	Peak Area IS	Ratio	Conc. (mg/mL)	Remaining (%)	Correction (%)	pH	F.I.M.	Turbid	Permeation (%)
STD	AH2Y20.C04	4677892	2806301	1.6669							
STD	AH2Y20.C08	4593438	2761658	1.6633							
STD	Mean			1.6651	0.10115						
A-01	60°C-4W AH2Y20.C05	4525804	2774228	1.6314	0.09910	97.70	93.61	8.23	--	--	4.19
A-03	60°C-4W AH2Y20.C06	4629549	2821284	1.6409	0.09968	99.58	95.07	8.21	--	--	4.53
BF	60°C-4W AH2Y20.C07	4474110	2789630	1.6038	0.09743	95.47	91.45	8.31	--	--	4.21

試験物質名: AHR10282B 試験コード: P2002B131 試験年月日: 2002年11月20日

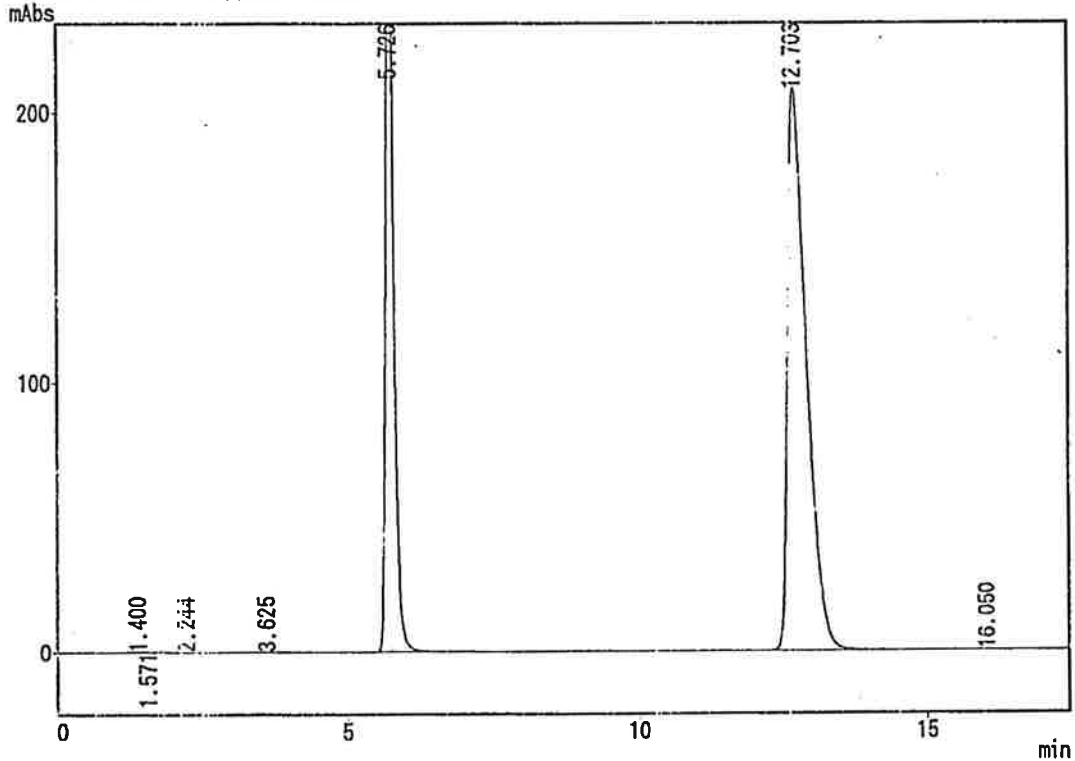
試験項目: 試験実施者: 澤 嗣郎

IS P-~~4~~ ~~1~~ ~~2~~ ~~3~~ ~~4~~ ~~5~~ ~~6~~ ~~7~~ ~~8~~ ~~9~~ ~~10~~ ~~11~~ ~~12~~ ~~13~~ ~~14~~ ~~15~~ ~~16~~ ~~17~~ ~~18~~ ~~19~~ ~~20~~ ~~21~~ ~~22~~ ~~23~~ ~~24~~ ~~25~~ ~~26~~ ~~27~~ ~~28~~ ~~29~~ ~~30~~ ~~31~~ ~~32~~ ~~33~~ ~~34~~ ~~35~~ ~~36~~ ~~37~~ ~~38~~ ~~39~~ ~~40~~ ~~41~~ ~~42~~ ~~43~~ ~~44~~ ~~45~~ ~~46~~ ~~47~~ ~~48~~ ~~49~~ ~~50~~ ~~51~~ ~~52~~ ~~53~~ ~~54~~ ~~55~~ ~~56~~ ~~57~~ ~~58~~ ~~59~~ ~~60~~ ~~61~~ ~~62~~ ~~63~~ ~~64~~ ~~65~~ ~~66~~ ~~67~~ ~~68~~ ~~69~~ ~~70~~ ~~71~~ ~~72~~ ~~73~~ ~~74~~ ~~75~~ ~~76~~ ~~77~~ ~~78~~ ~~79~~ ~~80~~ ~~81~~ ~~82~~ ~~83~~ ~~84~~ ~~85~~ ~~86~~ ~~87~~ ~~88~~ ~~89~~ ~~90~~ ~~91~~ ~~92~~ ~~93~~ ~~94~~ ~~95~~ ~~96~~ ~~97~~ ~~98~~ ~~99~~ ~~100~~ ~~101~~ ~~102~~ ~~103~~ ~~104~~ ~~105~~ ~~106~~ ~~107~~ ~~108~~ ~~109~~ ~~110~~ ~~111~~ ~~112~~ ~~113~~ ~~114~~ ~~115~~ ~~116~~ ~~117~~ ~~118~~ ~~119~~ ~~120~~ ~~121~~ ~~122~~ ~~123~~ ~~124~~ ~~125~~ ~~126~~ ~~127~~ ~~128~~ ~~129~~ ~~130~~ ~~131~~ ~~132~~ ~~133~~ ~~134~~ ~~135~~ ~~136~~ ~~137~~ ~~138~~ ~~139~~ ~~140~~ ~~141~~ ~~142~~ ~~143~~ ~~144~~ ~~145~~ ~~146~~ ~~147~~ ~~148~~ ~~149~~ ~~150~~ ~~151~~ ~~152~~ ~~153~~ ~~154~~ ~~155~~ ~~156~~ ~~157~~ ~~158~~ ~~159~~ ~~160~~ ~~161~~ ~~162~~ ~~163~~ ~~164~~ ~~165~~ ~~166~~ ~~167~~ ~~168~~ ~~169~~ ~~170~~ ~~171~~ ~~172~~ ~~173~~ ~~174~~ ~~175~~ ~~176~~ ~~177~~ ~~178~~ ~~179~~ ~~180~~ ~~181~~ ~~182~~ ~~183~~ ~~184~~ ~~185~~ ~~186~~ ~~187~~ ~~188~~ ~~189~~ ~~190~~ ~~191~~ ~~192~~ ~~193~~ ~~194~~ ~~195~~ ~~196~~ ~~197~~ ~~198~~ ~~199~~ ~~200~~ ~~201~~ ~~202~~ ~~203~~ ~~204~~ ~~205~~ ~~206~~ ~~207~~ ~~208~~ ~~209~~ ~~210~~ ~~211~~ ~~212~~ ~~213~~ ~~214~~ ~~215~~ ~~216~~ ~~217~~ ~~218~~ ~~219~~ ~~220~~ ~~221~~ ~~222~~ ~~223~~ ~~224~~ ~~225~~ ~~226~~ ~~227~~ ~~228~~ ~~229~~ ~~230~~ ~~231~~ ~~232~~ ~~233~~ ~~234~~ ~~235~~ ~~236~~ ~~237~~ ~~238~~ ~~239~~ ~~240~~ ~~241~~ ~~242~~ ~~243~~ ~~244~~ ~~245~~ ~~246~~ ~~247~~ ~~248~~ ~~249~~ ~~250~~ ~~251~~ ~~252~~ ~~253~~ ~~254~~ ~~255~~ ~~256~~ ~~257~~ ~~258~~ ~~259~~ ~~260~~ ~~261~~ ~~262~~ ~~263~~ ~~264~~ ~~265~~ ~~266~~ ~~267~~ ~~268~~ ~~269~~ ~~270~~ ~~271~~ ~~272~~ ~~273~~ ~~274~~ ~~275~~ ~~276~~ ~~277~~ ~~278~~ ~~279~~ ~~280~~ ~~281~~ ~~282~~ ~~283~~ ~~284~~ ~~285~~ ~~286~~ ~~287~~ ~~288~~ ~~289~~ ~~290~~ ~~291~~ ~~292~~ ~~293~~ ~~294~~ ~~295~~ ~~296~~ ~~297~~ ~~298~~ ~~299~~ ~~300~~ ~~301~~ ~~302~~ ~~303~~ ~~304~~ ~~305~~ ~~306~~ ~~307~~ ~~308~~ ~~309~~ ~~310~~ ~~311~~ ~~312~~ ~~313~~ ~~314~~ ~~315~~ ~~316~~ ~~317~~ ~~318~~ ~~319~~ ~~320~~ ~~321~~ ~~322~~ ~~323~~ ~~324~~ ~~325~~ ~~326~~ ~~327~~ ~~328~~ ~~329~~ ~~330~~ ~~331~~ ~~332~~ ~~333~~ ~~334~~ ~~335~~ ~~336~~ ~~337~~ ~~338~~ ~~339~~ ~~340~~ ~~341~~ ~~342~~ ~~343~~ ~~344~~ ~~345~~ ~~346~~ ~~347~~ ~~348~~ ~~349~~ ~~350~~ ~~351~~ ~~352~~ ~~353~~ ~~354~~ ~~355~~ ~~356~~ ~~357~~ ~~358~~ ~~359~~ ~~360~~ ~~361~~ ~~362~~ ~~363~~ ~~364~~ ~~365~~ ~~366~~ ~~367~~ ~~368~~ ~~369~~ ~~370~~ ~~371~~ ~~372~~ ~~373~~ ~~374~~ ~~375~~ ~~376~~ ~~377~~ ~~378~~ ~~379~~ ~~380~~ ~~381~~ ~~382~~ ~~383~~ ~~384~~ ~~385~~ ~~386~~ ~~387~~ ~~388~~ ~~389~~ ~~390~~ ~~391~~ ~~392~~ ~~393~~ ~~394~~ ~~395~~ ~~396~~ ~~397~~ ~~398~~ ~~399~~ ~~400~~ ~~401~~ ~~402~~ ~~403~~ ~~404~~ ~~405~~ ~~406~~ ~~407~~ ~~408~~ ~~409~~ ~~410~~ ~~411~~ ~~412~~ ~~413~~ ~~414~~ ~~415~~ ~~416~~ ~~417~~ ~~418~~ ~~419~~ ~~420~~ ~~421~~ ~~422~~ ~~423~~ ~~424~~ ~~425~~ ~~426~~ ~~427~~ ~~428~~ ~~429~~ ~~430~~ ~~431~~ ~~432~~ ~~433~~ ~~434~~ ~~435~~ ~~436~~ ~~437~~ ~~438~~ ~~439~~ ~~440~~ ~~441~~ ~~442~~ ~~443~~ ~~444~~ ~~445~~ ~~446~~ ~~447~~ ~~448~~ ~~449~~ ~~450~~ ~~451~~ ~~452~~ ~~453~~ ~~454~~ ~~455~~ ~~456~~ ~~457~~ ~~458~~ ~~459~~ ~~460~~ ~~461~~ ~~462~~ ~~463~~ ~~464~~ ~~465~~ ~~466~~ ~~467~~ ~~468~~ ~~469~~ ~~470~~ ~~471~~ ~~472~~ ~~473~~ ~~474~~ ~~475~~ ~~476~~ ~~477~~ ~~478~~ ~~479~~ ~~480~~ ~~481~~ ~~482~~ ~~483~~ ~~484~~ ~~485~~ ~~486~~ ~~487~~ ~~488~~ ~~489~~ ~~490~~ ~~491~~ ~~492~~ ~~493~~ ~~494~~ ~~495~~ ~~496~~ ~~497~~ ~~498~~ ~~499~~ ~~500~~ ~~501~~ ~~502~~ ~~503~~ ~~504~~ ~~505~~ ~~506~~ ~~507~~ ~~508~~ ~~509~~ ~~510~~ ~~511~~ ~~512~~ ~~513~~ ~~514~~ ~~515~~ ~~516~~ ~~517~~ ~~518~~ ~~519~~ ~~520~~ ~~521~~ ~~522~~ ~~523~~ ~~524~~ ~~525~~ ~~526~~ ~~527~~ ~~528~~ ~~529~~ ~~530~~ ~~531~~ ~~532~~ ~~533~~ ~~534~~ ~~535~~ ~~536~~ ~~537~~ ~~538~~ ~~539~~ ~~540~~ ~~541~~ ~~542~~ ~~543~~ ~~544~~ ~~545~~ ~~546~~ ~~547~~ ~~548~~ ~~549~~ ~~550~~ ~~551~~ ~~552~~ ~~553~~ ~~554~~ ~~555~~ ~~556~~ ~~557~~ ~~558~~ ~~559~~ ~~560~~ ~~561~~ ~~562~~ ~~563~~ ~~564~~ ~~565~~ ~~566~~ ~~567~~ ~~568~~ ~~569~~ ~~570~~ ~~571~~ ~~572~~ ~~573~~ ~~574~~ ~~575~~ ~~576~~ ~~577~~ ~~578~~ ~~579~~ ~~580~~ ~~581~~ ~~582~~ ~~583~~ ~~584~~ ~~585~~ ~~586~~ ~~587~~ ~~588~~ ~~589~~ ~~590~~ ~~591~~ ~~592~~ ~~593~~ ~~594~~ ~~595~~ ~~596~~ ~~597~~ ~~598~~ ~~599~~ ~~600~~ ~~601~~ ~~602~~ ~~603~~ ~~604~~ ~~605~~ ~~606~~ ~~607~~ ~~608~~ ~~609~~ ~~610~~ ~~611~~ ~~612~~ ~~613~~ ~~614~~ ~~615~~ ~~616~~ ~~617~~ ~~618~~ ~~619~~ ~~620~~ ~~621~~ ~~622~~ ~~623~~ ~~624~~ ~~625~~ ~~626~~ ~~627~~ ~~628~~ ~~629~~ ~~630~~ ~~631~~ ~~632~~ ~~633~~ ~~634~~ ~~635~~ ~~636~~ ~~637~~ ~~638~~ ~~639~~ ~~640~~ ~~641~~ ~~642~~ ~~643~~ ~~644~~ ~~645~~ ~~646~~ ~~647~~ ~~648~~ ~~649~~ ~~650~~ ~~651~~ ~~652~~ ~~653~~ ~~654~~ ~~655~~ ~~656~~ ~~657~~ ~~658~~ ~~659~~ ~~660~~ ~~661~~ ~~662~~ ~~663~~ ~~664~~ ~~665~~ ~~666~~ ~~667~~ ~~668~~ ~~669~~ ~~670~~ ~~671~~ ~~672~~ ~~673~~ ~~674~~ ~~675~~ ~~676~~ ~~677~~ ~~678~~ ~~679~~ ~~680~~ ~~681~~ ~~682~~ ~~683~~ ~~684~~ ~~685~~ ~~686~~ ~~687~~ ~~688~~ ~~689~~ ~~690~~ ~~691~~ ~~692~~ ~~693~~ ~~694~~ ~~695~~ ~~696~~ ~~697~~ ~~698~~ ~~699~~ ~~700~~ ~~701~~ ~~702~~ ~~703~~ ~~704~~ ~~705~~ ~~706~~ ~~707~~ ~~708~~ ~~709~~ ~~710~~ ~~711~~ ~~712~~ ~~713~~ ~~714~~ ~~715~~ ~~716~~ ~~717~~ ~~718~~ ~~719~~ ~~720~~ ~~721~~ ~~722~~ ~~723~~ ~~724~~ ~~725~~ ~~726~~ ~~727~~ ~~728~~ ~~729~~ ~~730~~ ~~731~~ ~~732~~ ~~733~~ ~~734~~ ~~735~~ ~~736~~ ~~737~~ ~~738~~ ~~739~~ ~~740~~ ~~741~~ ~~742~~ ~~743~~ ~~744~~ ~~745~~ ~~746~~ ~~747~~ ~~748~~ ~~749~~ ~~750~~ ~~751~~ ~~752~~ ~~753~~ ~~754~~ ~~755~~ ~~756~~ ~~757~~ ~~758~~ ~~759~~ ~~760~~ ~~761~~ ~~762~~ ~~763~~ ~~764~~ ~~765~~ ~~766~~ ~~767~~ ~~768~~ ~~769~~ ~~770~~ ~~771~~ ~~772~~ ~~773~~ ~~774~~ ~~775~~ ~~776~~ ~~777~~ ~~778~~ ~~779~~ ~~780~~ ~~781~~ ~~782~~ ~~783~~ ~~784~~ ~~785~~ ~~786~~ ~~787~~ ~~788~~ ~~789~~ ~~790~~ ~~791~~ ~~792~~ ~~793~~ ~~794~~ ~~795~~ ~~796~~ ~~797~~ ~~798~~ ~~799~~ ~~800~~ ~~801~~ ~~802~~ ~~803~~ ~~804~~ ~~805~~ ~~806~~ ~~807~~ ~~808~~ ~~809~~ ~~810~~ ~~811~~ ~~812~~ ~~813~~ ~~814~~ ~~815~~ ~~816~~ ~~817~~ ~~818~~ ~~819~~ ~~820~~ ~~821~~ ~~822~~ ~~823~~ ~~824~~ ~~825~~ ~~826~~ ~~827~~ ~~828~~ ~~829~~ ~~830~~ ~~831~~ ~~832~~ ~~833~~ ~~834~~ ~~835~~ ~~836~~ ~~837~~ ~~838~~ ~~839~~ ~~840~~ ~~841~~ ~~842~~ ~~843~~ ~~844~~ ~~845~~ ~~846~~ ~~847~~ ~~848~~ ~~849~~ ~~850~~ ~~851~~ ~~852~~ ~~853~~ ~~854~~ ~~855~~ ~~856~~ ~~857~~ ~~858~~ ~~859~~ ~~860~~ ~~861~~ ~~862~~ ~~863~~ ~~864~~ ~~865~~ ~~866~~ ~~867~~ ~~868~~ ~~869~~ ~~870~~ ~~871~~ ~~872~~ ~~873~~ ~~874~~ ~~875~~ ~~876~~ ~~877~~ ~~878~~ ~~879~~ ~~880~~ ~~881~~ ~~882~~ ~~883~~ ~~884~~ ~~885~~ ~~886~~ ~~887~~ ~~888~~ ~~889~~ ~~890~~ ~~891~~ ~~892~~ ~~893~~ ~~894~~ ~~895~~ ~~896~~ ~~897~~ ~~898~~ ~~899~~ ~~900~~ ~~901~~ ~~902~~ ~~903~~ ~~904~~ ~~905~~ ~~906~~ ~~907~~ ~~908~~ ~~909~~ ~~910~~ ~~911~~ ~~912~~ ~~913~~ ~~914~~ ~~915~~ ~~916~~ ~~917~~ ~~918~~ ~~919~~ ~~920~~ ~~921~~ ~~922~~ ~~923~~ ~~924~~ ~~925~~ ~~926~~ ~~927~~ ~~928~~ ~~929~~ ~~930~~ ~~931~~ ~~932~~ ~~933~~ ~~934~~ ~~935~~ ~~936~~ ~~937~~ ~~938~~ ~~939~~ ~~940~~ ~~941~~ ~~942~~ ~~943~~ ~~944~~ ~~945~~ ~~946~~ ~~947~~ ~~948~~ ~~949~~ ~~950~~ ~~951~~ ~~952~~ ~~953~~ ~~954~~ ~~955~~ ~~956~~ ~~957~~ ~~958~~ ~~959~~ ~~960~~ ~~961~~ ~~962~~ ~~963~~ ~~964~~ ~~965~~ ~~966~~ ~~967~~ ~~968~~ ~~969~~ ~~970~~ ~~971~~ ~~972~~ ~~973~~ ~~974~~ ~~975~~ ~~976~~ ~~977~~ ~~978~~ ~~979~~ ~~980~~ ~~981~~ ~~982~~ ~~983~~ ~~984~~ ~~985~~ ~~986~~ ~~987~~ ~~988~~ ~~989~~ ~~990~~ ~~991~~ ~~992~~ ~~993~~ ~~994~~ ~~995~~ ~~996~~ ~~997~~ ~~998~~ ~~999~~ ~~1000~~ ~~1001~~ ~~1002~~ ~~1003~~ ~~1004~~ ~~1005~~ ~~1006~~ ~~1007~~ ~~1008~~ ~~1009~~ ~~1010~~ ~~1011~~ ~~1012~~ ~~1013~~ ~~1014~~ ~~1015~~ ~~1016~~ ~~1017~~ ~~1018~~ ~~1019~~ ~~1020~~ ~~1021~~ ~~1022~~ ~~1023~~ ~~1024~~ ~~1025~~ ~~1026~~ ~~1027~~ ~~1028~~ ~~1029~~ ~~1030~~ ~~1031~~ ~~1032~~ ~~1033~~ ~~1034~~ ~~1035~~ ~~1036~~ ~~1037~~ ~~1038~~ ~~1039~~ ~~1040~~ ~~1041~~ ~~1042~~ ~~1043~~ ~~1044~~ ~~1045~~ ~~1046~~ ~~1047~~ ~~1048~~ ~~1049~~ ~~1050~~ ~~1051~~ ~~1052~~ ~~1053~~ ~~1054~~ ~~1055~~ ~~1056~~ ~~1057~~ ~~1058~~ ~~1059~~ ~~1060~~ ~~1061~~ ~~1062~~ ~~1063~~ ~~1064~~ ~~1065~~ ~~1066~~ ~~1067~~ ~~1068~~ ~~1069~~ ~~1070~~ ~~1071~~ ~~1072~~ ~~1073~~ ~~1074~~ ~~1075~~ ~~1076~~ ~~1077~~ ~~1078~~ ~~1079~~ ~~1080~~ ~~1081~~ ~~1082~~ ~~1083~~ ~~1084~~ ~~1085~~ ~~1086~~ ~~1087~~ ~~1088~~ ~~1089~~ ~~1090~~ ~~1091~~ ~~1092~~ ~~1093~~ ~~1094~~ ~~1095~~ ~~1096~~ ~~1097~~ ~~1098~~ ~~1099~~ ~~1100~~ ~~1101~~ ~~1102~~ ~~1103~~ ~~1104~~ ~~1105~~ ~~1106~~ ~~1107~~ ~~1108~~ ~~1109~~ ~~1110~~ ~~1111~~ ~~1112~~ ~~1113~~ ~~1114~~ ~~1115~~ ~~1116~~ ~~1117~~ ~~1118~~ ~~1119~~ ~~1120~~ ~~1121~~ ~~1122~~ ~~1123~~ ~~1124~~ ~~1125~~ ~~1126~~ ~~1127~~ ~~1128~~ ~~1129~~ ~~1130~~ ~~1131~~ ~~1132~~ ~~1133~~ ~~1134~~ ~~1135~~ ~~1136~~ ~~1137~~ ~~1138~~ ~~1139~~ ~~1140~~ ~~1141~~ ~~1142~~ ~~1143~~ ~~1144~~ ~~1145~~ ~~1146~~ ~~1147~~ ~~1148~~ ~~1149~~ ~~1150~~ ~~1151~~ ~~1152~~ ~~1153~~ ~~1154~~ ~~1155~~ ~~1156~~ ~~1157~~ ~~1158~~ ~~1159~~ ~~1160~~ ~~1161~~ ~~1162~~ ~~1163~~ ~~1164~~ ~~1165~~ ~~1166~~ ~~1167~~ ~~1168~~ ~~1169~~ ~~1170~~ ~~1171~~ ~~1172~~ ~~1173~~ ~~1174~~ ~~1175~~ ~~1176~~ ~~1177~~ ~~1178~~ ~~1179~~ ~~1180~~ ~~1181~~ ~~1182~~ ~~1183~~ ~~1184~~ ~~1185~~ ~~1186~~ ~~1187~~ ~~1188~~ ~~1189~~ ~~1190~~ ~~1191~~ ~~1192~~ ~~1193~~ ~~1194~~ ~~1195~~ ~~1196~~ ~~1197~~ ~~1198~~ ~~1199~~ ~~1200~~ ~~1201~~ ~~1202~~ ~~1203~~ ~~1204~~ ~~1205~~ ~~1206~~ ~~1207~~ ~~1208~~ ~~1209~~ ~~1210~~ ~~1211~~ ~~1212~~ ~~1213~~ ~~1214~~ ~~1215~~ ~~1216~~ ~~1217~~ ~~1218~~ ~~1219~~ ~~1220~~ ~~1221~~ ~~1222~~ ~~1223~~ ~~1224~~ ~~1225~~ ~~1226~~ ~~1227~~ ~~1228~~ ~~1229~~ ~~1230~~ ~~1231~~ ~~1232~~ ~~1233~~ ~~1234~~ ~~1235~~ ~~1236~~ ~~1237~~ ~~1238~~ ~~1239~~ ~~1240~~ ~~1241~~ ~~1242~~ ~~1243~~ ~~1244~~ ~~1245~~ ~~1246~~ ~~1247~~ ~~1248~~ ~~1249~~ ~~1250~~ ~~1251~~ ~~1252~~ ~~1253~~ ~~1254~~ ~~1255~~ ~~1256~~ ~~1257~~ ~~1258~~ ~~1259~~ ~~1260~~ ~~1261~~ ~~1262~~ ~~1263~~ ~~1264~~ ~~1265~~ ~~1266~~ ~~1267~~ ~~1268~~ ~~1269~~ ~~1270~~ ~~1271~~ ~~1272~~ ~~1273~~ ~~1274~~ ~~1275~~ ~~1276~~ ~~1277~~ ~~1278~~ ~~1279~~ ~~1280~~ ~~1281~~ ~~1282~~ ~~1283~~ ~~1284~~ ~~1285~~ ~~1286~~ ~~1287~~ ~~1288~~ ~~1289~~ ~~1290~~ ~~1291~~ ~~1292~~ ~~1293~~ ~~1294~~ ~~1295~~ ~~1296~~ ~~1297~~ ~~1298~~ ~~1299~~ ~~1300~~ ~~1301~~ ~~1302~~ ~~1303~~ ~~1304~~ ~~1305~~ ~~1306~~ ~~1307~~ ~~1308~~ ~~1309~~ ~~1310~~ ~~1311~~ ~~1312~~ ~~1313~~ ~~1314~~ ~~1315~~ ~~1316~~ ~~1317~~ ~~1318~~ ~~1319~~ ~~1320~~ ~~1321~~ ~~1322~~ ~~1323~~ ~~1324~~ ~~1325~~

CLASS-LC10 Ver.=1.32 システム番号=1 Ch=1 レポート番号=14 データ=AH2Y20.D04 02/11/20 21:21:56

サンプル : STD
 ID :
 タイプ : 未知試料
 検出器 : SPD-10A システム
 オペレータ名 : 澤 嗣郎
 サンプル名 : !AHR1028.MET

*** カロリグラム *** ファイル名:AH2Y20.C04



*** ピークレポート ***

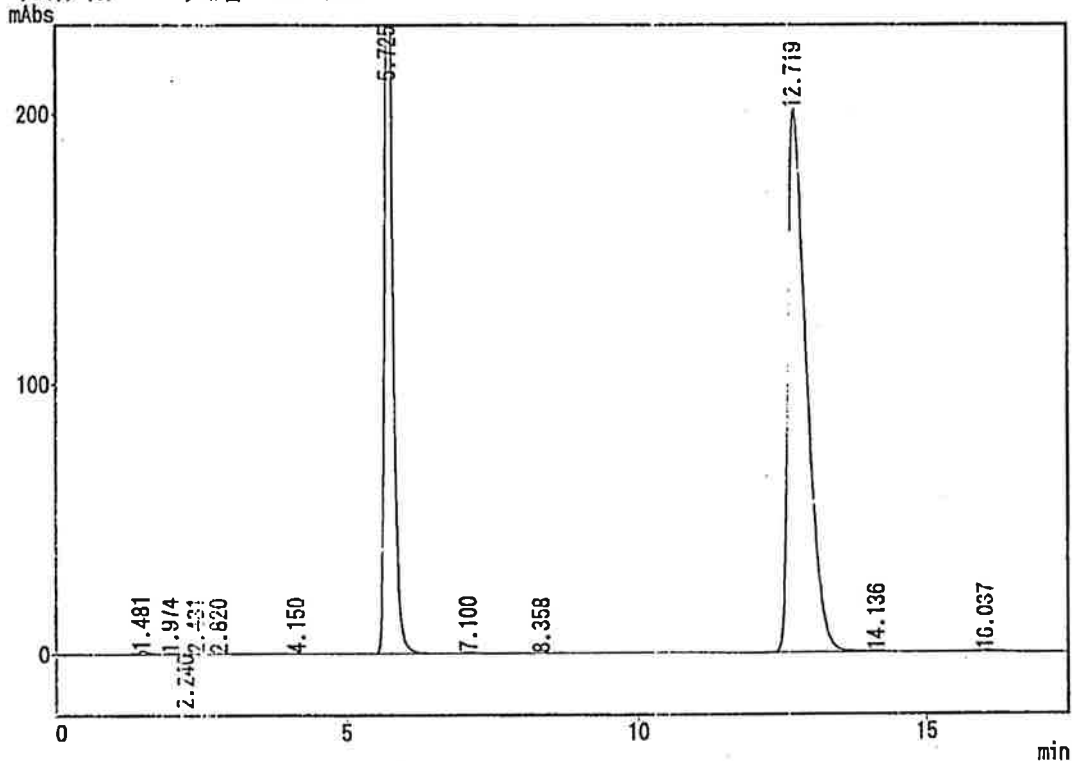
PKNO	TIME	AREA	HEIGHT	MK	IDNO	CONC	NAME
1	1.400	2147	169	V		0.0286	
2	1.571	2105	207	V		0.0281	
3	2.244	1267	179	V		0.0189	
4	3.625	3761	124	V		0.0502	
5	5.726	2806301	306651			37.4440	
6	12.703	4577892	208651			62.4163	
7	16.050	1190	63			0.0159	

7494663 516045 100.0000

CLASS-LC10 Ver.=1.32 システム番号=1 Ch=1 検出器番号=15 テンプレート=AH2Y:0.D05 02/11/20 21:41:26

サンプル : A-01
 ID : 60°C-41/
 タイプ : 未知試料
 検出器 : SPD-10A
 サンプル名 : 澤 嗣郎
 サンプル名 : !AHR1028.MET

*** カロリグラム *** ファイル名:AH2Y20.C05



*** ピークレポート ***

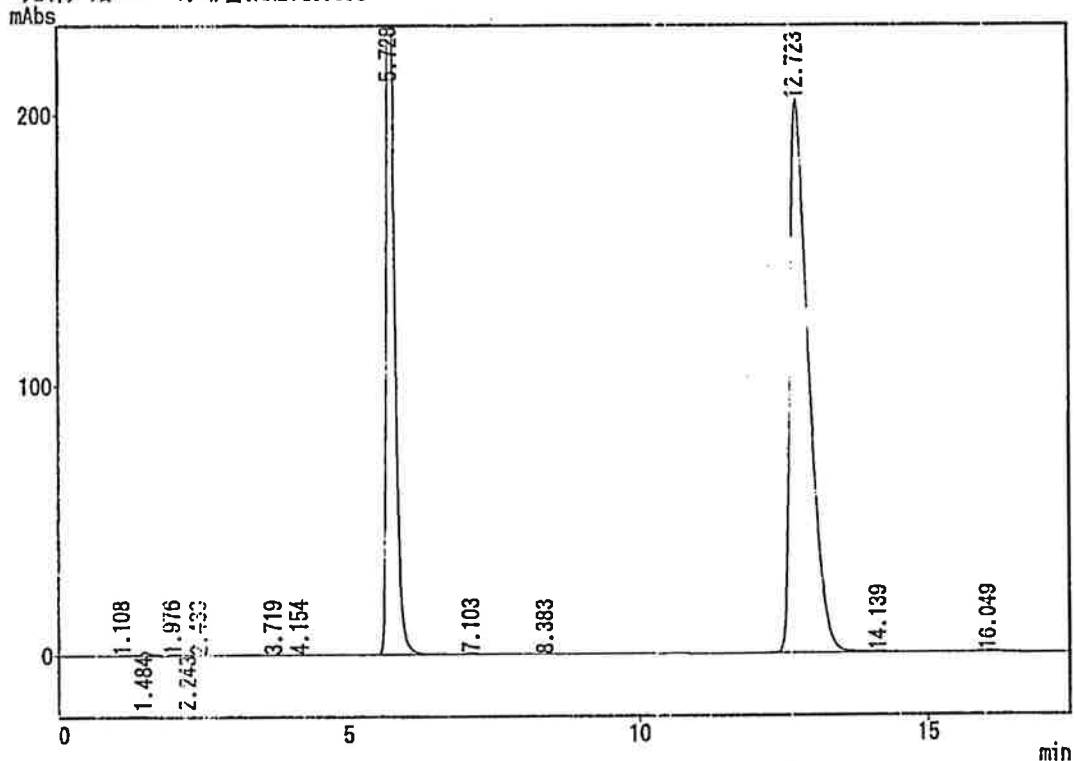
PKNO	TIME	AREA	HEIGHT	MK	IDNO	CONC	NAME
1	1.481	15097	1408	V		0.2002	
2	1.974	3630	324	V		0.0402	
3	2.240	3745	327	V		0.0509	
4	2.431	2645	208	V		0.0359	
5	2.820	2457	138	V		0.0334	
6	4.150	1760	229			0.0239	
7	5.725	2774228	299533	SV		37.6995	
8	7.100	6593	578	T		0.0896	
9	8.358	1237	93			0.0168	
10	12.719	4825804	201610	S		61.5079	
11	14.135	5843	348	T		0.0794	
12	16.037	15761	681			0.2142	
		7358801	505477			100.0000	

8

CLASS-LC10 Ver.=1.32 システム番号=1 Ch=1 検出器番号=16 データ名=AH2Y20.D06 02/11/20 22:00:54

サンプル : A-03
 ID : 60°C-4W
 タイプ : 未知試料
 検出器 : SPD-10A シンチ
 プローブ名 : 藤 嗣郎
 ネット名 : AHR1028.MET

*** クロマトグラム *** ファイル名:AH2Y20.C06



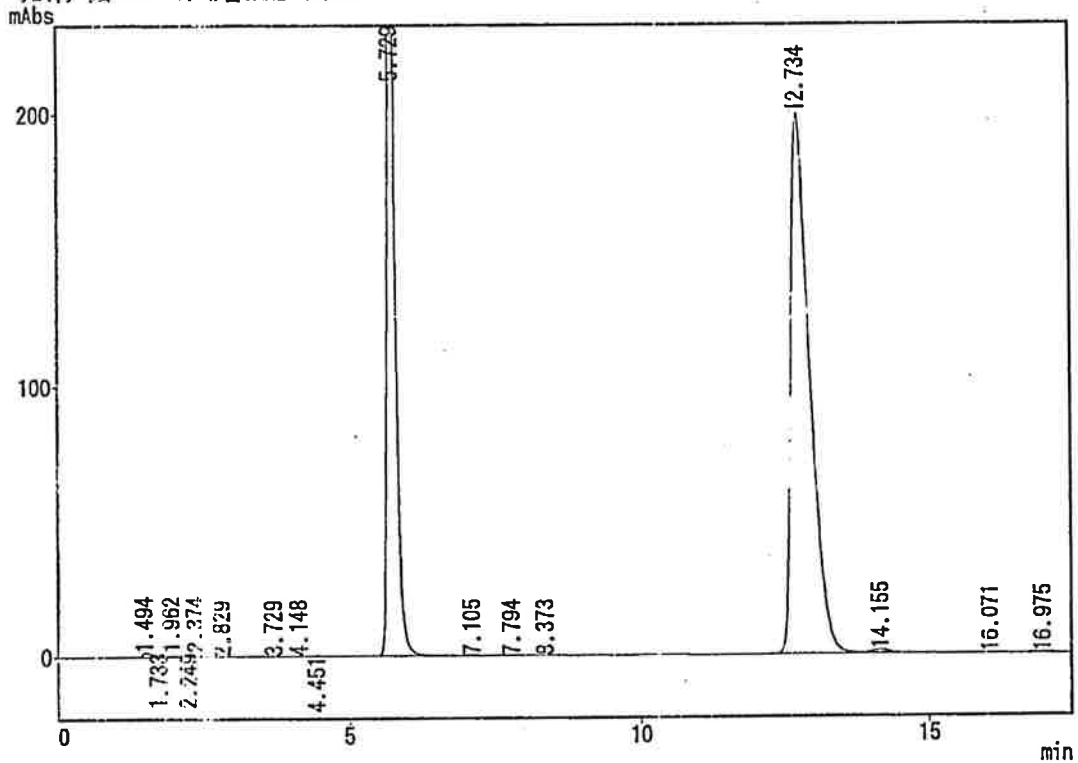
*** ピークレポート ***

PKNO	TIME	AREA	HEIGHT	MK	IDNO	CONC	NAME
1	1.108	1020	107			0.0136	
2	1.484	14102	1313	V		0.1878	
3	1.976	3232	300	V		0.0431	
4	2.243	3046	274	V		0.0406	
5	2.433	1622	159	V		0.0216	
6	3.719	1247	57	V		0.0166	
7	4.154	1524	215			0.0203	
8	5.728	2921284	304786	SV		37.5798	
9	7.103	6664	588	T		0.0888	
10	8.383	1278	97			0.0170	
11	12.723	4829549	205249	S		61.6662	
12	14.139	5246	314	T		0.0699	
13	16.049	17628	748			0.2348	
		7507440	514204			100.0000	

CLASS-LC10 Ver.=1.52 システム番号=1 Ch=1 レポート番号=17 データ=AH2Y:0.D07 02/11/20 22:20:22

サンプル : BF
 ID : 60°C-4W
 タイプ : 未知試料
 検出器 : SPD-10A システム
 オペレータ名 : 滝 嗣郎
 メソッド名 : !AHR1028.MET

*** クロマトグラム *** ファイル名:AH2Y20.C07



*** ピークレポート ***

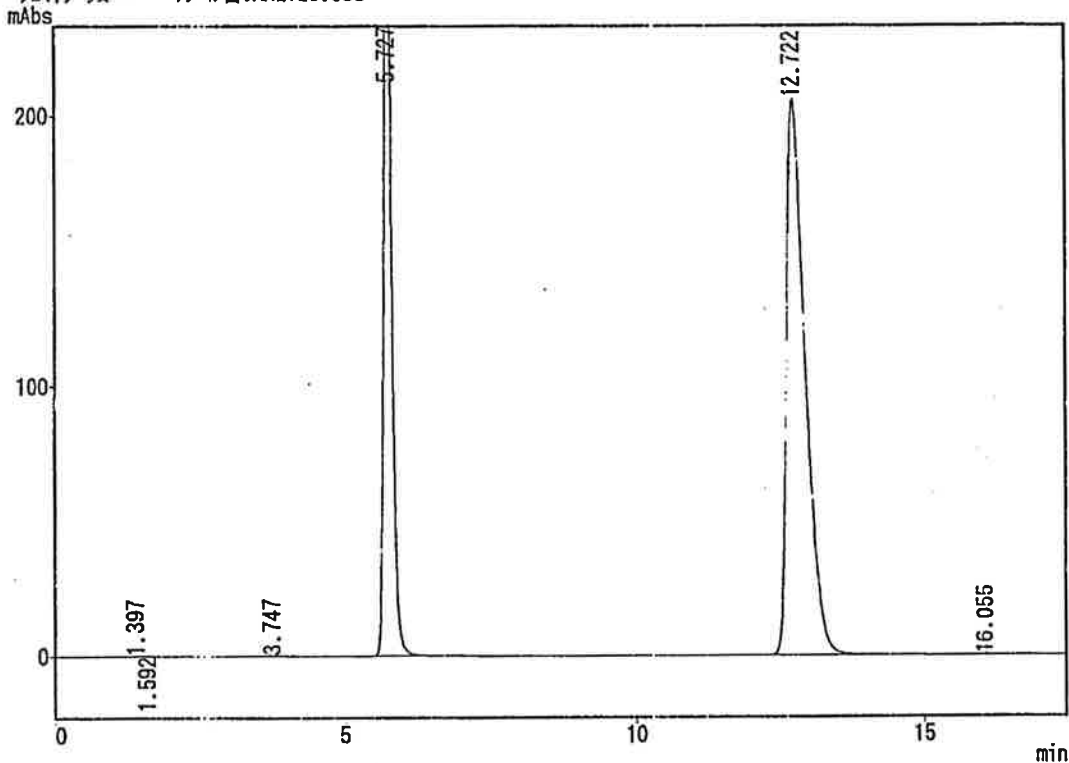
PKNO	TIME	AREA	HEIGHT	MK	IDNO	CONC	NAME
1	1.494	17779	1626	V		0.2423	
2	1.733	4220	518	V		0.0575	
3	1.962	5283	536	V		0.0720	
4	2.249	2021	280	V		0.0275	
5	2.374	3938	349	V		0.0537	
6	2.829	1670	125	V		0.0228	
7	3.729	1250	56			0.0170	
8	4.148	2329	322			0.0317	
9	4.451	1789	236			0.0224	
10	5.729	2789630	301768	S		38.0146	
11	7.105	3387	305	T		0.0462	
12	7.794	1309	120			0.0178	
13	8.373	1585	120			0.0216	
14	12.734	4474110	199580	S		60.9692	
15	14.155	23417	1200	T		0.3191	
16	15.071	2688	131			0.0366	
17	16.975	1905	86			0.0260	

7338311 507357 100.0000

CLASS-LC10 Ver.=1.32 システム番号=1 Ch=1 レポート番号=18 テータ=AH2Y:0.008 02/11/20 22:39:48

サンプル : STD
ID :
タイプ : 未知試料
検出器 : SPD-10A 蛍光
オペレーター名 : 窪 嗣郎
メソッド名 : !AHR1028.MET

*** クロマトグラム *** ファイル名:AH2Y20.C08



*** ピークレポート ***

PKNO	TIME	AREA	HEIGHT	MK	IDNO	CONC	NAME
1	1.397	1077	142	V		0.0146	
2	1.592	1020	123	V		0.0138	
3	3.747	8288	264			0.1125	
4	5.727	2061658	303946	S		37.4870	
5	12.722	4893438	206133	S		62.3577	
6	16.055	1503	72			0.0204	

7066983 510680 100.0000

プロムフェナクナトリウムの安定性
Lot No.02X221

試験コード:P2002B131
試験実施者: 澤 嗣郎
試験実施日:2002年10月22日

ID	Chromato No.	AHR	Peak Area IS	Ratio	Conc. (mg/mL)	Remaining (%)	Correction (%)	pH	F.I.M.	Turbid	Permeation (%)
STD	AH2X22.C01	4613938	3082770	1.4967							
STD	AH2X22.C05	4603915	3072549	1.4984							
STD	Mean			1.4976	0.10015						
A-01	Initial	AH2X22.C02	4651972	3067148	1.5167	0.10143	100.00	100.00	8.20	—	—
A-03	Initial	AH2X22.C03	4625716	3090209	1.4969	0.10010	100.00	100.00	8.27	—	—
BF	Initial	AH2X22.C04	4665202	3057080	1.5260	0.10205	100.00	100.00	8.20	—	—

1/8

試験物質名 **AHR10282B** 試験コード **P2002B/31** ロット番号 **02X221** 調製年月日 **2002年10月22日** 試験実施者 **澤 嗣郎**

試験題目		本 無色PP5mL×		本 褐色PP5mL×		本		× 本		× 本		× 本	
処方番号	仕込量	秤取量	仕込量 g	秤取量	仕込量 g	秤取量 (g)	仕込量 mL	秤取量 (g)	22-Oct-2002	11:13:12	秤取量 (g)	製造メーカー	ロット番号
成分及び分量	100 mL	0.10013	100 mL	0.10007	100 mL	0.10000	100 mL	0.10000	001:N + 0.10013 g				
成分名	100 mL	1.103	100 mL	1.100	100 mL	1.003	100 mL	1.003	002:N + 0.10007 g				
プロピレノール	0.1	0.10013	0.1	0.10007	0.1	0.10000	0.1	0.10000	003:N + 0.10000 g				
ホウ酸	1.1	1.103	1.1	1.100	1.1	1.003	1.1	1.003	22-Oct-2002	10:49:27			OC 2647
ホウ砂	1.1	1.100	1.1	1.100	1.1	1.099	1.1	1.099	002: + 2.003 g				01E008
塩化ベンジルコウム	0.005	0.005	0.005	0.005	0.005	0.005	0.005	0.005	003: + 2.004 g				00ND22
4-ヒドロキシベンゾール	0.02	0.02015	0.03	0.03007	—	—	—	—	004: + 2.008 g				02B022
ホビドン (K-30)	2.0	2.003	2.0	2.004	2.0	2.008	2.0	2.008	005: + 1.100 g				E65703A07
エト酸ナトリウム	0.02	0.02000	0.02	0.01997	0.02	0.02005	0.02	0.02005	006: + 1.100 g				01R012
									007: + 1.099 g				02A007
									008: + 1.103 g				
									009: + 1.100 g				
									010: + 1.103 g				
ホリルベ-80					0.15	0.15234			22-Oct-2002	10:19:34			99T023
亜硫酸ナトリウム					0.2	0.19993			003:N - 0.02015 g				
									004:N - 0.03007 g				
									005:N - 0.15234 g				
									006:N + 0.02000 g				
									007:N + 0.01997 g				
									008:N + 0.02005 g				
									009:N + 0.19993 g				
PH	8.3	8.17	8.3	8.21	8.3	8.28							

10/22 11:31 PH 9.17
NO.29 25.6°C

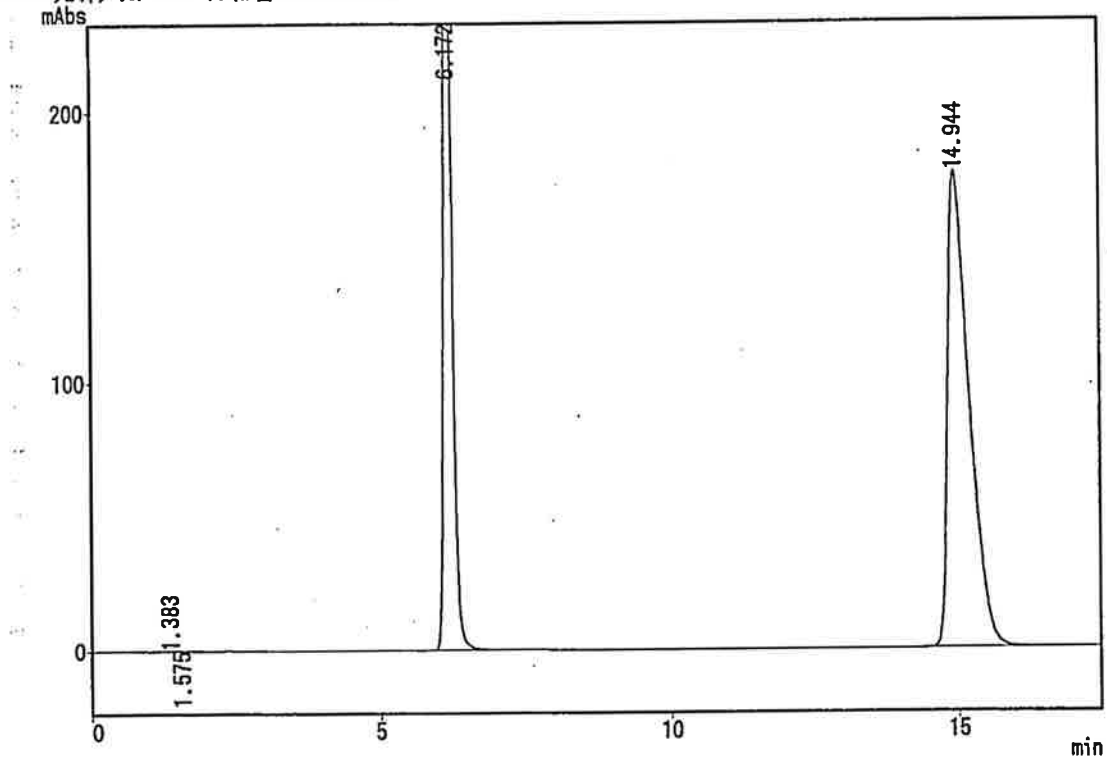
10/22 11:34 PH 9.21
NO.30 25.6°C

10/22 11:35 PH 8.28
NO.31 26.0°C

CLASS-LC10 Ver.=1.62 システム番号=1 Ch=1 ポート番号=2 データ=AH2X22.D01 02/10/22 17:46:14

サンプル : STD
ID :
タイプ : 未知試料
検出器 : SPD-10A シンクル
オペレーター名 : 澤 嗣郎
サット名 : IHR1028.MET

*** クロマトグラム *** ファイル名:AH2X22.C01



*** ピークレポート ***

PKNO	TIME	AREA	HEIGHT	MK	IDNO	CONC	NAME
1	1.383	2041	135			0.0265	
2	1.575	3334	216	V		0.0433	
3	6.172	3082770	321671			40.0251	
4	14.944	4613938	176966			59.9051	
		7702083	498989			100.0000	

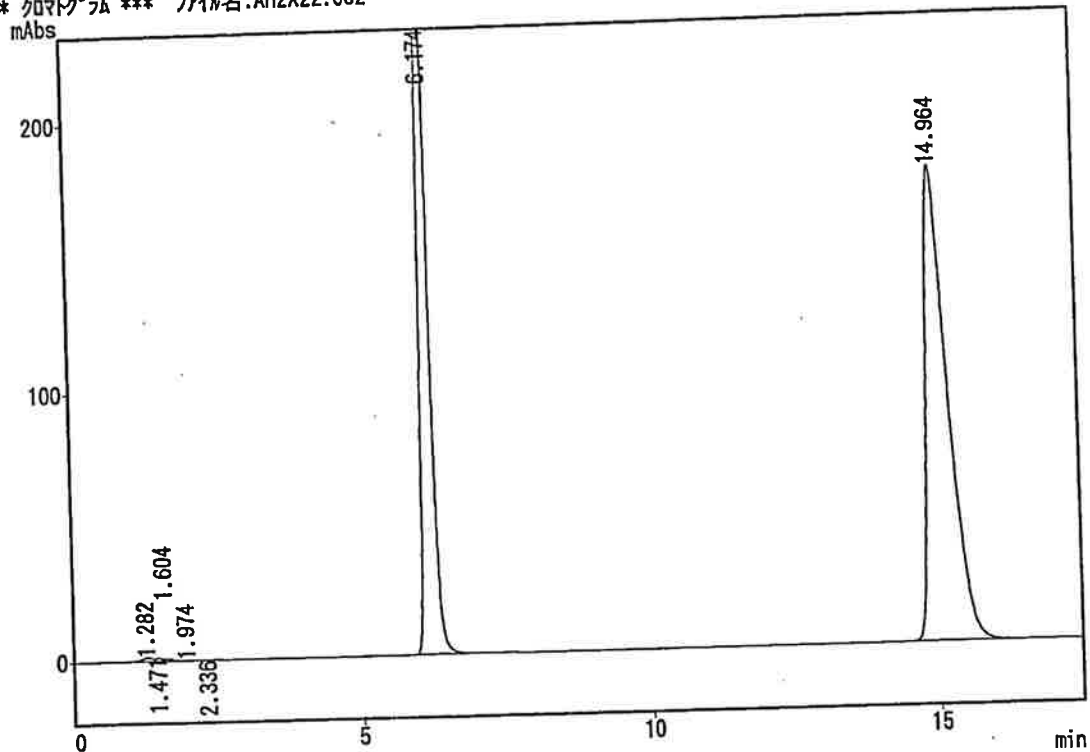
2 - 1/1

02/10/22 18:03:53

4

CLASS-LC10 Ver.=1.62 システム番号=1 Ch=1 ピーク番号=3 データ=AH2X22.D02 02/10/22 18:05:44
 サンプル : A-01
 ID : Initial
 タイプ : 未知試料
 検出器 : SPD-10A シンク
 オペレーター名 : 澤 嗣郎
 プリント名 : !AHR1028.MET

*** クロマトグラム *** ファイル名:AH2X22.C02



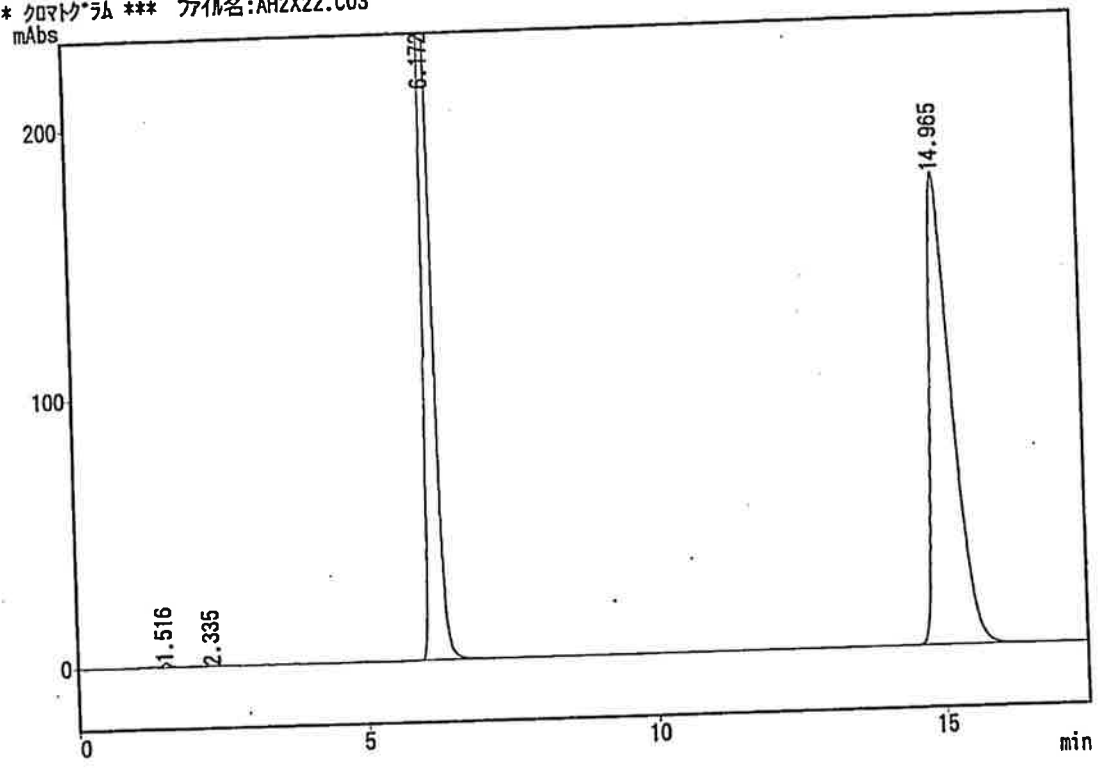
*** ピークレポート ***

PKNO	TIME	AREA	HEIGHT	MK	IDNO	CONC	NAME
1	1.282	18032	1319			0.2325	
2	1.471	7987	1140	V		0.1030	
3	1.604	8077	815	V		0.1041	
4	1.974	1025	104	V		0.0132	
5	2.336	1824	177	V		0.0235	
6	6.174	3067148	314342	S		39.5452	
7	14.964	4651972	176635			59.9785	
		7756064	494533			100.0000	

CLASS-LC10 Ver.=1.62 システム番号=1 Ch=1 ポート番号=4 データ=AH2X22.D03 02/10/22 18:25:12

サンプル : A-03
ID : Initial
タイプ : 未知試料
検出器 : SPD-10A シンクル
オペレーター名 : 澤 嗣郎
メソッド名 : IHR1028.MET

*** クロマトグラム *** ファイル名:AH2X22.C03



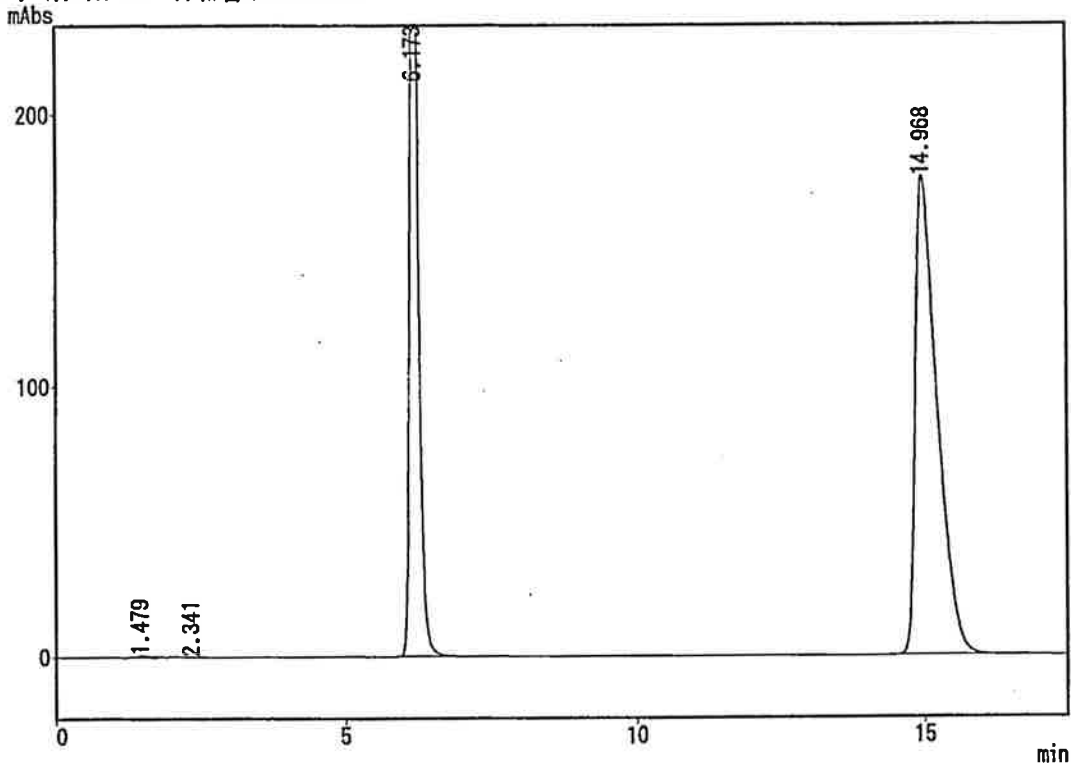
*** ピークレポート ***

PKNO	TIME	AREA	HEIGHT	MK	IDNO	CONC	NAME
1	1.516	15416	1678	SV		0.1994	
2	2.335	1550	169	V		0.0200	
3	6.172	3090209	317009			39.9619	
4	14.965	4625716	175708			59.8187	
		7732891	494563			100.0000	

CLASS-LC10 Ver.=1.62 システム番号=1 Ch=1 ポート番号=5 データ=AH2X22.D04 02/10/22 18:44:42

サンプル : BF
ID : Initial
タイプ : 未知試料
検出器 : SPD-10A シングル
オペレータ名 : 澤 嗣郎
メソッド名 : !AHR1028.MET

*** クロマトグラム *** ファイル名:AH2X22.C04

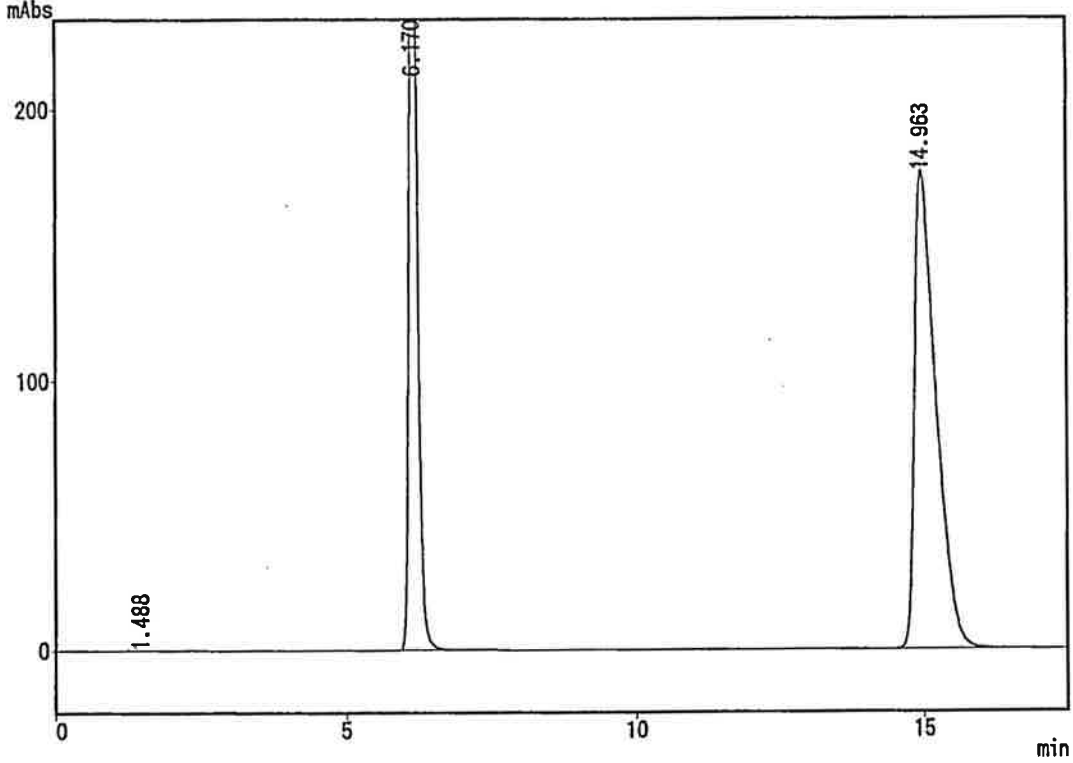


*** ピークレポート ***

PKNO	TIME	AREA	HEIGHT	MK	IDNO	CONC	NAME
1	1.479	6870	711	V		0.0889	
2	2.341	1764	147	V		0.0228	
3	6.173	3057080	313653			39.5436	
4	14.968	4665202	176971			60.3448	
		7730915	491482			100.0000	

CLASS-LC10 Ver.=1.62 システム番号=1 Ch=1 レポート番号=6 データ=AH2X22.D05 02/10/22 19:04:12
 サンプル : STD
 ID :
 タイプ : 未知試料
 検出器 : SPD-10A シングル
 オペレーター名 : 澤 嗣郎
 サンプル名 : !AHR1028.MET

*** クロマトグラム *** ファイル名:AH2X22.C05



*** ピークレポート ***

PKNO	TIME	AREA	HEIGHT	MK	IDNO	CONC	NAME
1	1.488	4818	233	V		0.0627	
2	6.170	3072549	320993			40.0005	
3	14.963	4603915	176570			59.9368	
		7681282	497796			100.0000	

J

プロムフェナクナトリウムの安定性
Lot No.02X221

試験コード:P2002B131
試験実施者: 澤 嗣郎
試験実施日:2002年11月13日

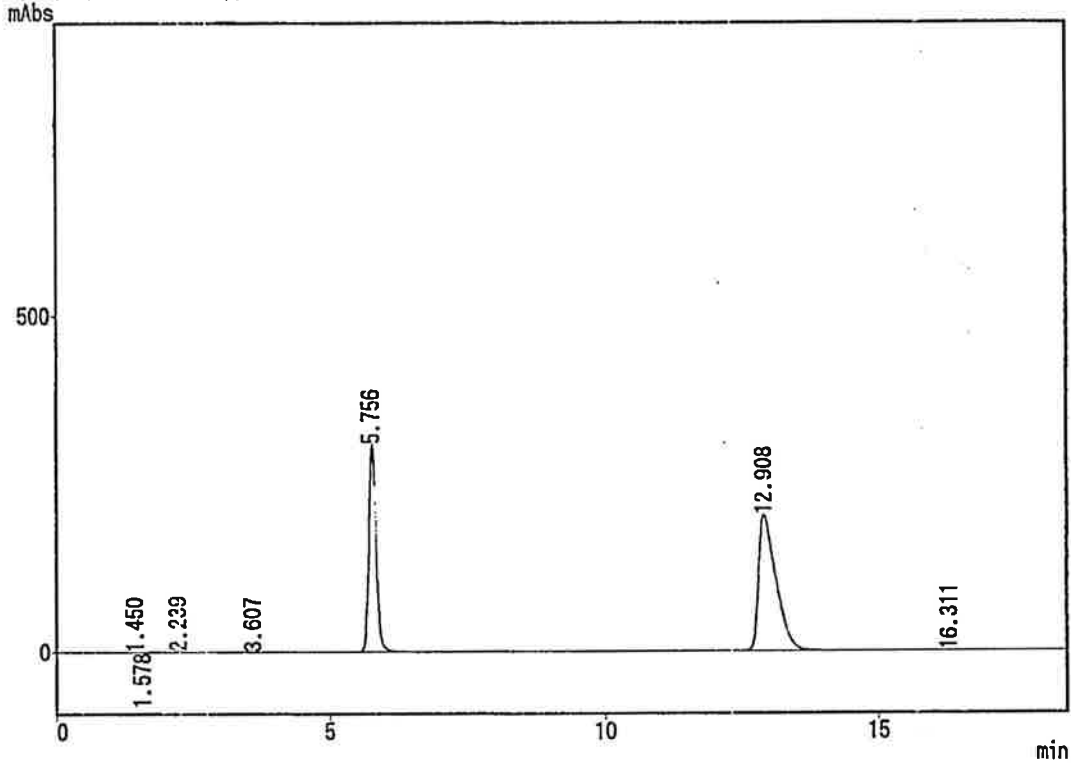
ID	Chromato No.	AHR	Peak Area IS	Ratio	Conc. (mg/mL)	Remaining (%)	Correction (%)	pH	F.I.M.	Turbid	Permeation (%)
STD	Mean	AH2Y13.C13	4579463	2806042	1.6320	0.10015					
A-01	60°C-2W	AH2Y13.C14	4525901	2800112	1.6163	0.09919	97.79	94.33	8.23	—	3.54
A-03	60°C-2W	AH2Y13.C15	4518470	2783706	1.6232	0.09961	99.51	95.98	8.21	—	3.55
BF	60°C-2W	AH2Y13.C16	4452342	2778799	1.6023	0.09833	96.35	92.97	8.31	—	3.51

4/6

CLASS-LC10 Ver.=1.32 システム番号=1 Ch=1 検出器番号=88 データ名=AH2Y13.D13 02/11/13 18:33:46

サンプル : STD
ID :
タイプ : 未知試料
検出器 : SPD-10A シンチ
オペレーター名 : 澤 嗣郎
メソッド名 : !AHR1028.MET

*** クロマトグラム *** ファイル名:AH2Y13.C13



*** ピークレポート ***

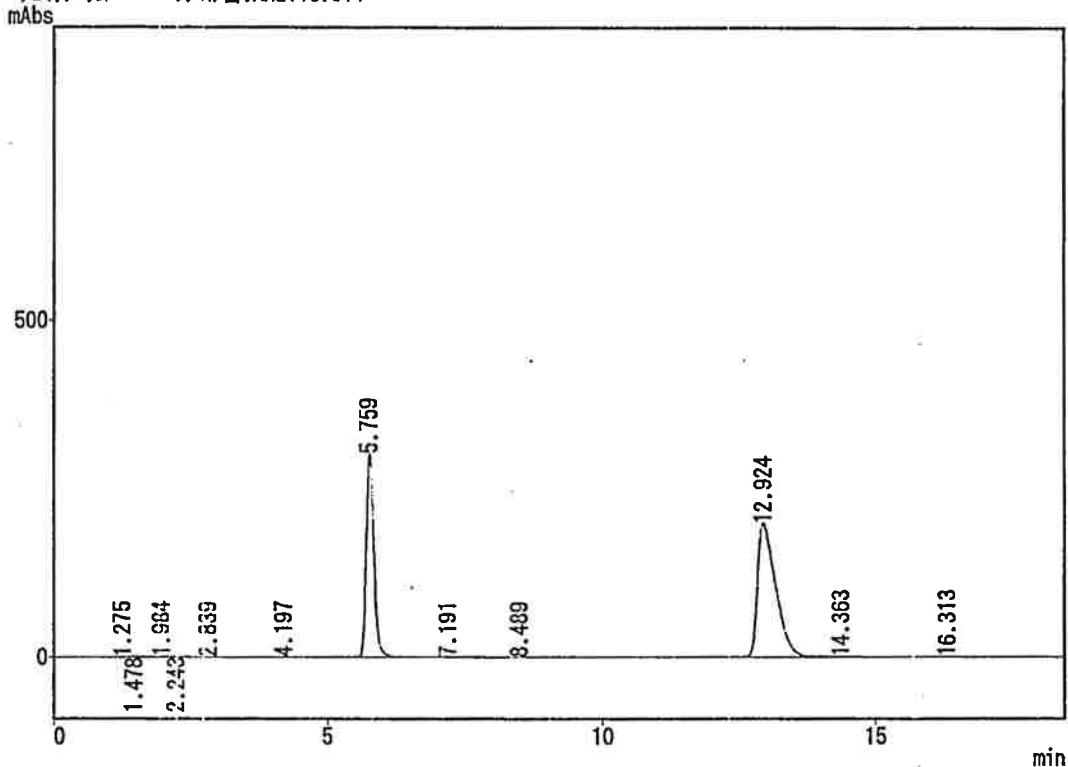
PKNO	TIME	AREA	HEIGHT	MK	IDNO	CONC	NAME
1	1.450	2039	152	V		0.0275	
2	1.578	1432	174	V		0.0193	
3	2.239	8772	1145	SV		0.1185	
4	3.607	4543	152			0.0614	
5	5.756	21106042	308206			37.9009	
6	12.908	4579463	203270	S		61.8543	
7	16.311	1338	67			0.0181	

7403629 513165 100.0000

CLASS-LC10 Ver.=1.52 システム番号=1 Ch=1 レポート番号=89 データ=AH2Y13.D14 02/11/13 18:53:46

サンプル : A-01
ID : 60°C-2W
タイプ : 未知試料
検出器 : SPD-10A シカール
オペレーター名 : 澤 嗣郎
メソッド名 : !AHR1028.MET

*** クロマトグラム *** ファイル名:AH2Y13.C14



*** ピークレポート ***

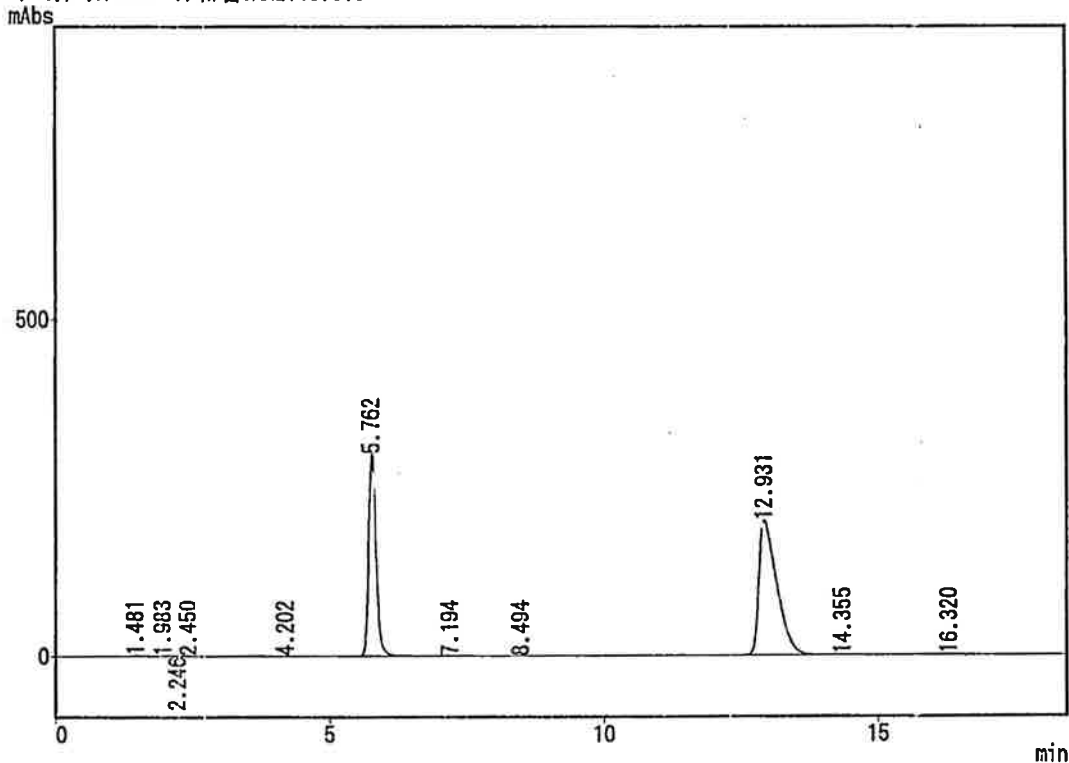
PKNO	TIME	AREA	HEIGHT	MK	IDNO	CONC	NAME
1	1.275	1843	145			0.0249	
2	1.478	16100	1534	V		0.2180	
3	1.984	3388	298	V		0.0459	
4	2.243	11878	1147	V		0.1608	
5	2.839	1298	96	V		0.0176	
6	4.197	1489	191			0.0202	
7	5.759	2800112	300917	S		37.9061	
8	7.191	5852	502	T		0.0792	
9	8.489	2302	165			0.0312	
10	12.924	4525901	198754	S		61.2687	
11	14.363	3920	237	T		0.0531	
12	16.313	12883	544			0.1744	
		7386967	504530			100.0000	

✍

CLASS-LC10 Ver.=1.62 システム番号=1 Ch=1 レポート番号=90 テータ=AH2Y13.D15 02/11/13 19:13:46

サンプル : A-03
ID : 60°C-2W
タイプ : 未知試料
検出器 : SPD-10A シンチ
オペレータ名 : 澤 嗣郎
メソッド名 : !AHR1028.MET

*** クロマトグラム *** ファイル名:AH2Y13.C15



*** ピークレポート ***

PKNO	TIME	AREA	HEIGHT	MK	IDNO	CONC	NAME
1	1.481	14369	1399	V		0.1954	
2	1.983	3016	267	V		0.0410	
3	2.246	6669	831	V		0.0907	
4	2.450	1815	179	V		0.0247	
5	4.202	1308	176			0.0178	
6	5.762	2783706	299623	S		37.8506	
7	7.194	5833	506	T		0.0793	
8	8.494	2516	178			0.0342	
9	12.931	4518470	198351	S		61.4385	
10	14.355	3662	216	T		0.0498	
11	16.320	13102	560			0.1781	

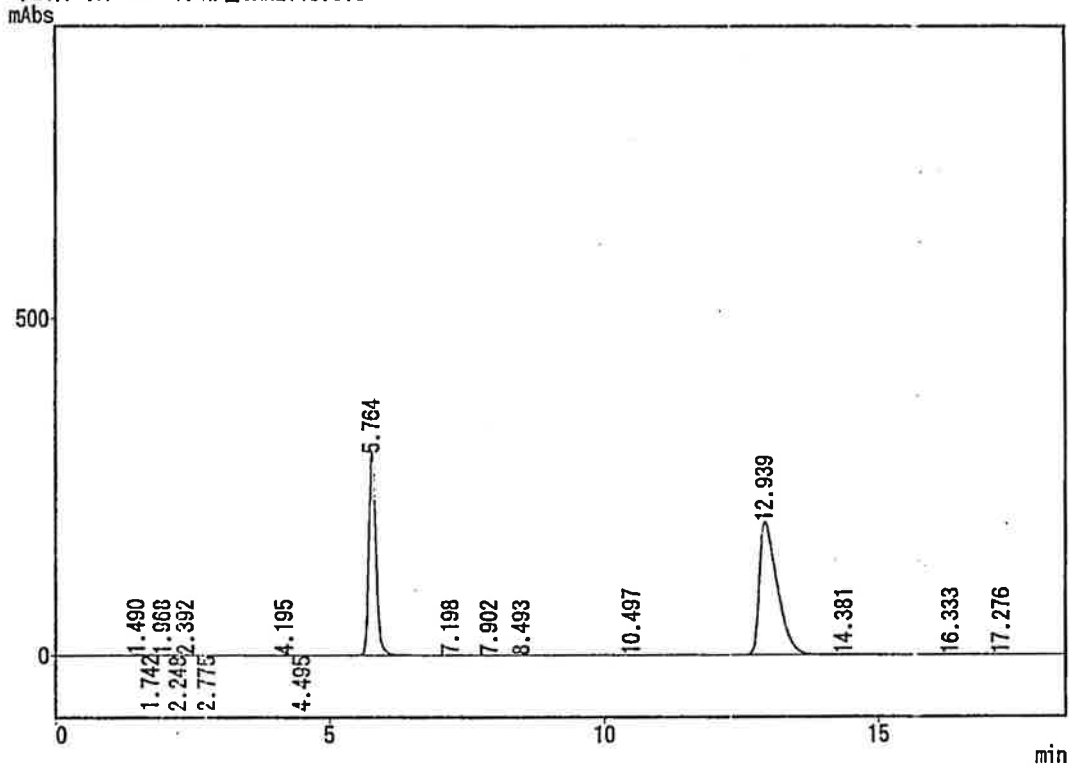
7354464 502286 100.0000

5

CLASS-LC10 Ver.=1.62 システム番号=1 Ch=1 試料番号=91 データ名=AH2Y13.D16 02/11/13 19:33:44

サンプル : BF
ID : 60°C-2W
タイプ : 未知試料
検出器 : SPD-10A シンクル
オペレーター名 : 澤 嗣郎
メソッド名 : !AHR1028.MET

*** クロマトグラム *** ファイル名:AH2Y13.C16



*** ピークレポート ***

PKNO	TIME	AREA	HEIGHT	MK	IDNO	CONC	NAME
1	1.490	17354	1547	V		0.2379	
2	1.742	3587	466	V		0.0492	
3	1.968	4314	472	V		0.0591	
4	2.248	5502	744	V		0.0754	
5	2.392	4160	392	V		0.0570	
6	2.775	1153	95	V		0.0158	
7	4.195	2027	276			0.0278	
8	4.495	1919	244			0.0263	
9	5.764	2778799	299685			38.0918	
10	7.198	2364	209			0.0324	
11	7.902	1173	107			0.0161	
12	8.493	1552	114			0.0213	
13	10.497	1005	79			0.0138	
14	12.939	4452342	196001	S		61.0327	
15	14.381	14233	730	T		0.1951	
16	16.333	1856	88			0.0254	
17	17.276	1674	77			0.0229	

7295013 501326 100.0000

プロムフェナクナトリウムの安定性
Lot No.:02X221

試験コード:P2002B131
試験実施者: 澤 嗣郎
試験実施日:2003年04月22日

ID	Chromato No.	AHR	Peak Area IS	Ratio	Conc. (mg/mL)	Remaining (%)	Correction (%)	pH	F.I.M.	Turbid
STD	AH3N22.C01	4553327	2819952	1.6147						
STD	AH3N22.C11	4557786	2834325	1.6081						
STD	Mean			1.6114	0.10100					
A-01	40°C-6M AH3N22.C02	4285770	2845412	1.5062	0.09441	93.08	91.65	8.29	-	-
A-03	40°C-6M AH3N22.C03	4224937	2814027	1.5014	0.09411	94.02	92.68	8.30	-	-
BF	40°C-6M AH3N22.C04	4222386	2838573	1.4875	0.09323	91.36	90.02	8.33	-	-
A-01	25°C-4M AH3N22.C05	4427810	2839972	1.5591	0.09772	96.34	95.97	8.30	-	-
A-03	25°C-4M AH3N22.C06	4409879	2840521	1.5525	0.09731	97.21	96.84	8.31	-	-
BF	25°C-4M AH3N22.C07	4470457	2832712	1.5782	0.09892	96.93	96.58	8.37	-	-
A-01	25°C-6M AH3N22.C08	4368198	2823021	1.5473	0.09698	95.61	94.95	8.30	-	-
A-03	25°C-6M AH3N22.C09	4404588	2826921	1.5581	0.09766	97.56	96.95	8.30	-	-
BF	25°C-6M AH3N22.C10	4486855	2852405	1.5730	0.09859	96.61	95.99	8.35	-	-

1/14

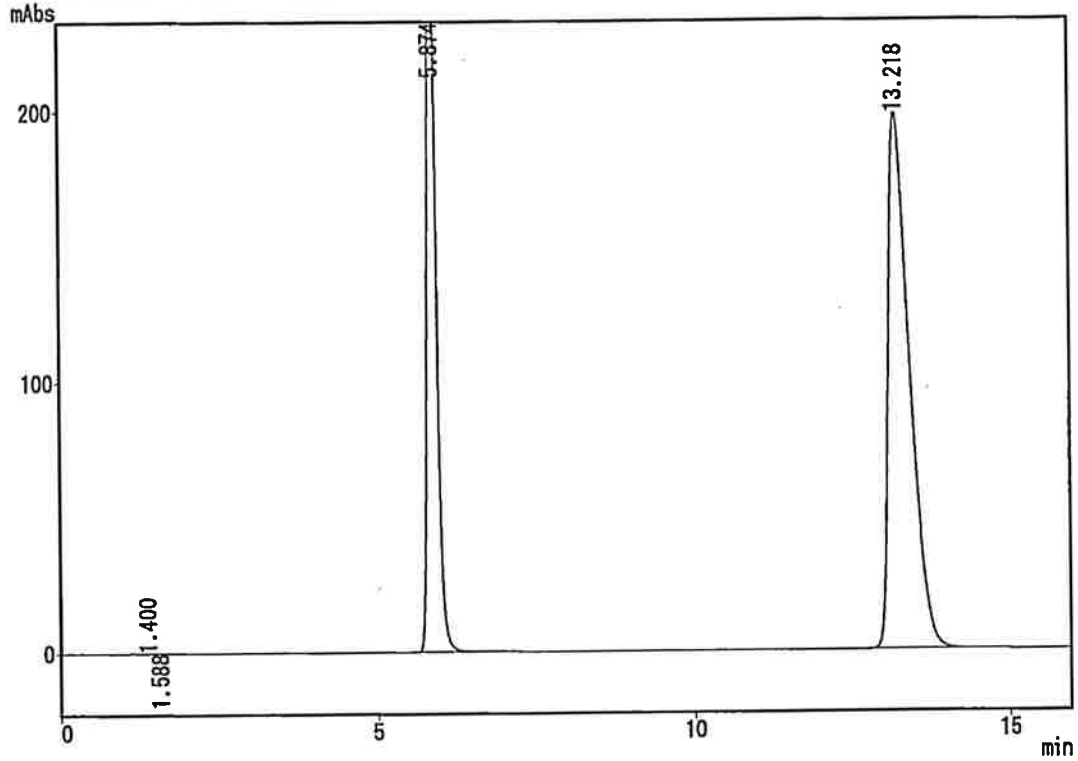
試験物質名: AHR10282B	試験コード: P2002B131	試験年月日: 2003年04月22日
試験項目:	試験実施者: 澤 嗣郎	
IS p-トルキレン酸X4V 0.01676g + 移動相 → 50ml		
STD1 AHR10282B 0.02020g + 移動相 → 20ml	22-Apr-2003	10:11:24
STD2 STD1 2ml + IS 2ml + 移動相 → 20ml	004:N + 0.02020 g	
Sample 本品 2ml + IS 2ml + 移動相 → 20ml	005:N + 0.01676 g	

		PH	外観	重量変化	
A-01	40°C6M	8.29	-	9.3565 9.2686	4/22 13:48
A-03	↓	8.30	-	9.4002 9.3186	NO.62 pH 8.26 26.2°C
BF	↓	8.33	-	9.3570 9.2730	
A-01	25°C4M	8.30	-	9.4249 9.4032	4/22 13:49
A-03	↓	8.31	-	9.3834 9.3619	NO.63 pH 8.33 26.7°C
BF	↓	8.37	-	9.2564 9.2364	4/22 13:50
A-01	25°C6M	8.30	-	9.3086 9.2698	NO.64 pH 8.33 26.7°C
A-03	↓	8.30	-	9.3720 9.3360	4/22 13:51
BF	↓	8.35	-	9.3372 9.3006	NO.65 pH 8.33 26.7°C
					4/22 13:53
					NO.66 pH 8.31 26.8°C
					4/22 13:54
					NO.67 pH 8.37 26.7°C
					4/22 13:55
					NO.68 pH 8.33 26.8°C
					4/22 13:56
					NO.69 pH 8.33 26.5°C
					4/22 13:56
					NO.70 pH 8.35 26.6°C

CLASS-LC10 Ver.=1.62 システム番号=1 Ch=1 レポート番号=29 テータ=TEST.D01 03/04/22 12:15:50

サンプル : TEST
ID :
タイプ : 未知試料
検出器 : SPD-10A シンク
オペレーター名 : 澤 嗣郎
メソッド名 : !AHR1028.MET

*** カロマトグラム *** ファイル名:TEST.C01



*** ピークレポート ***

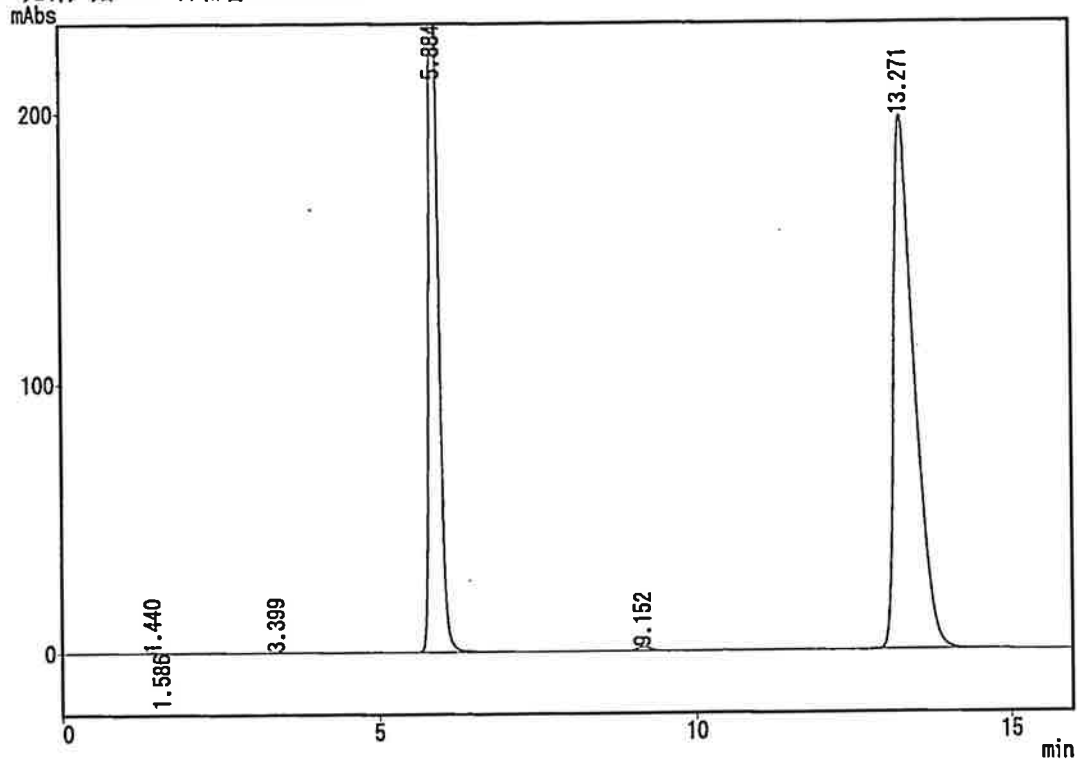
PKNO	TIME	AREA	HEIGHT	MK	IDNO	CONC	NAME
1	1.400	1828	124	V		0.0248	
2	1.588	1106	122	V		0.0150	
3	5.874	2820808	304780			38.2274	
4	13.218	4555271	198298			61.7328	

7379013 503324 100.0000

CLASS-LC10 Ver.=1.62 システム番号=1 Ch=1 ポート番号=30 テータ=AH3N22.D01 03/04/22 12:33:20

サンプル : STD
ID :
タイプ : 未知試料
検出器 : SPD-10A シンクル
オペレーター名 : 澤 嗣郎
メソッド名 : !AHR1028.MET

*** クロマトグラム *** ファイル名:AH3N22.C01



*** ピークレポート ***

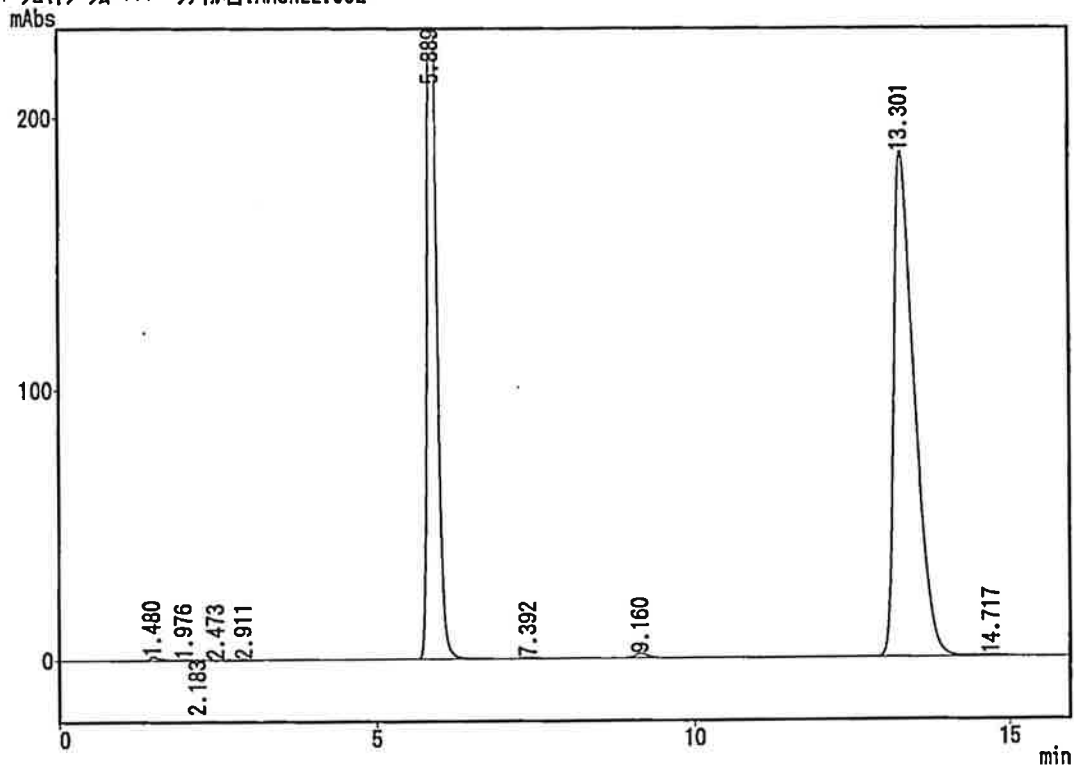
PKNO	TIME	AREA	HEIGHT	MK	IDNO	CONC	NAME
1	1.440	1443	126	V		0.0195	
2	1.586	1715	130	V		0.0232	
3	3.399	1194	164			0.0161	
4	5.884	2819952	304679			38.1138	
5	9.152	21145	1593			0.2858	
6	13.271	4553327	198023			61.5416	
		7398775	504715			100.0000	

✂

CLASS-LC10 Ver.=1.62 システム番号=1 Ch=1 レポート番号=31 データ=AH3N22.D02 03/04/22 12:50:48

サンプル : A01
ID : 40°C-6M
タイプ : 未知試料
検出器 : SPD-10A シンクル
オペレータ名 : 澤 嗣郎
メソッド名 : !AHR1028.MET

*** クロマトグラム *** ファイル名:AH3N22.C02



*** ヒストグラム ***

PKNO	TIME	AREA	HEIGHT	MK	IDNO	CONC	NAME
1	1.480	15435	1525	V		0.2145	
2	1.976	3117	265	V		0.0433	
3	2.183	1577	207	V		0.0219	
4	2.473	2311	172	V		0.0321	
5	2.911	3517	381	V		0.0489	
6	5.889	2845412	306190			39.5437	
7	7.392	7708	652			0.1071	
8	9.160	24302	1787	V		0.3377	
9	13.301	4285770	186873	S		59.5609	
10	14.717	6465	343	TV		0.0898	
		7195613	498396			100.0000	

31 - 1/1

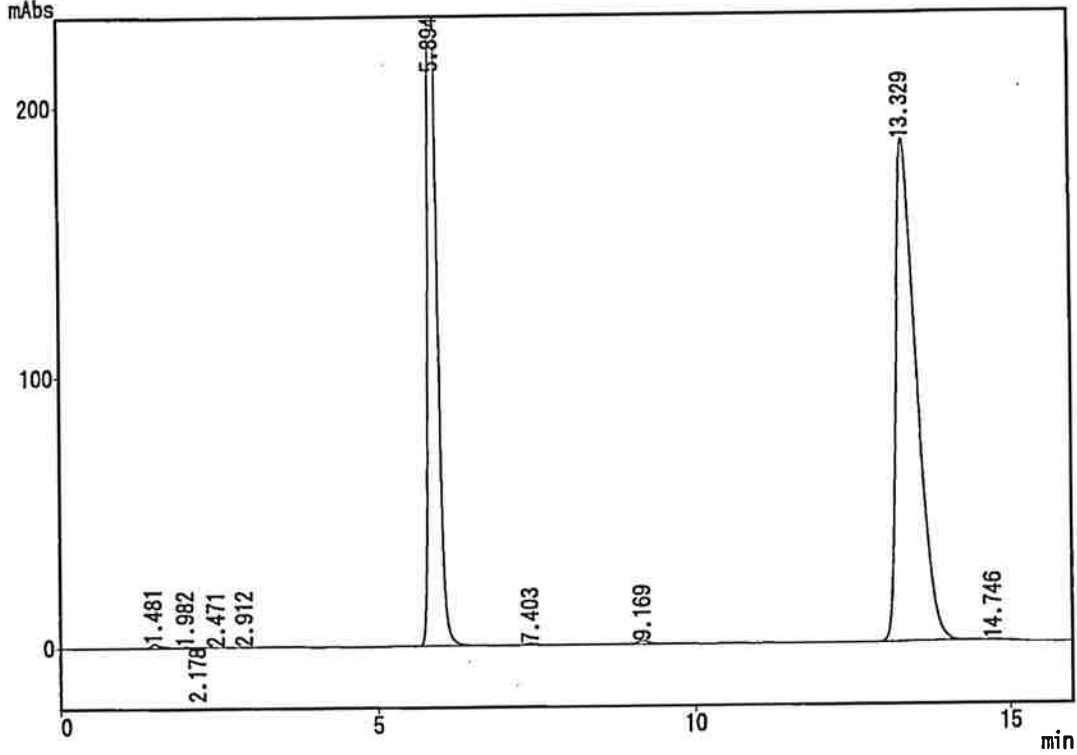
03/04/22 13:06:58

5

CLASS-LC10 Ver.=1.62 システム番号=1 Ch=1 ピーク番号=32 テキスト=AH3N22.D03 03/04/22 13:08:18

サンプル : A03
 ID : 40°C-6M
 タイプ : 未知試料
 検出器 : SPD-10A シンクル
 オペレータ名 : 澤 嗣郎
 サンプル名 : !AHR1028.MET

*** クロマトグラム *** ファイル名:AH3N22.C03



*** ピークレポート ***

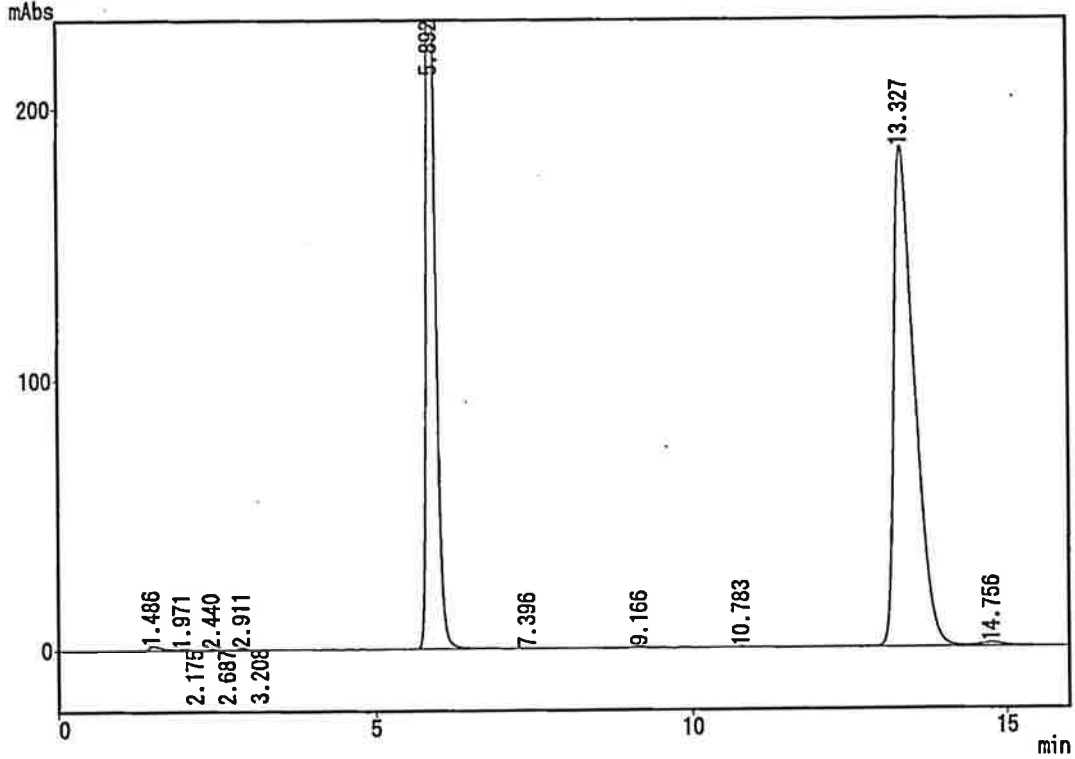
PKNO	TIME	AREA	HEIGHT	MK	IDNO	CONC	NAME
1	1.481	15393	1548	V		0.2170	
2	1.982	2416	226	V		0.0341	
3	2.178	1298	176	V		0.0183	
4	2.471	1399	134	V		0.0197	
5	2.912	2357	341	V		0.0332	
6	5.894	2814027	302517			39.6685	
7	7.403	7828	679			0.1104	
8	9.169	18125	1346	V		0.2555	
9	13.329	4224937	185639			59.5577	
10	14.746	6080	339			0.0857	

7093860 492945 100.0000

CLASS-LC10 Ver.=1.62 システム番号=1 Ch=1 ピーク番号=33 テンプレート=AH3N22.D04 03/04/22 13:25:46

サンプル : BF
 ID : 40°C-6M
 タイプ : 未知試料
 検出器 : SPD-10A シンクル
 オペレーター名 : 澤 嗣郎
 サンプル名 : IHR1028.MET

*** クロマトグラム *** ファイル名:AH3N22.C04



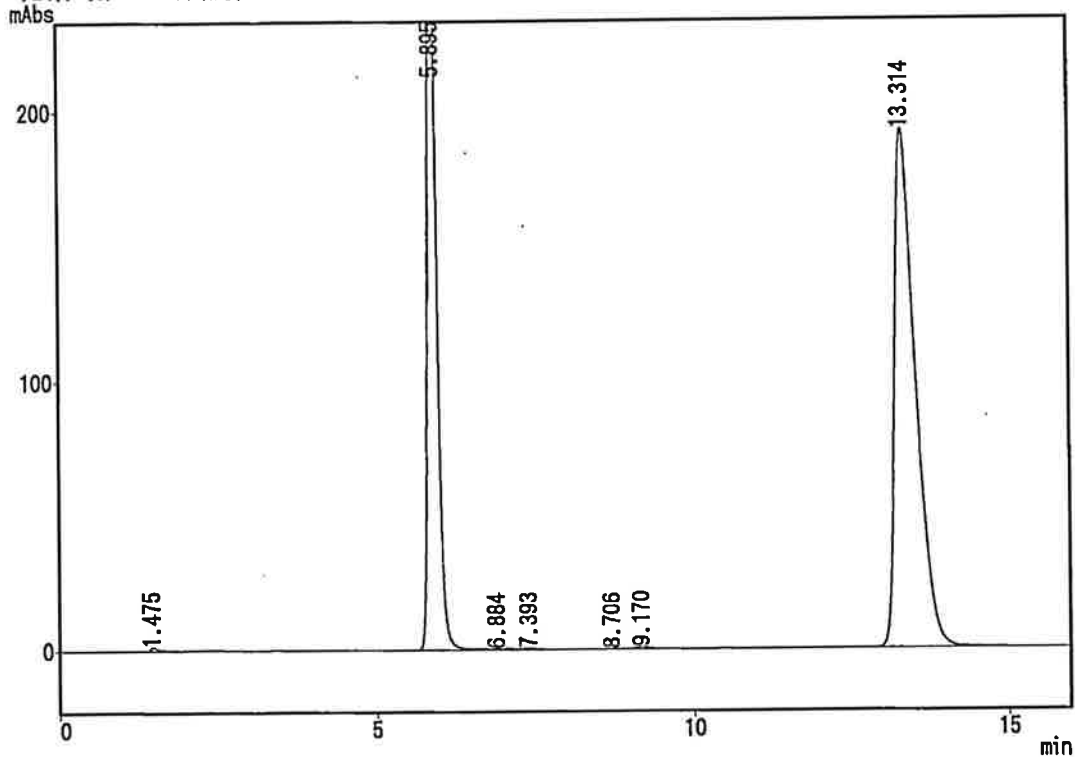
*** ピークレポート ***

PKNO	TIME	AREA	HEIGHT	MK	IDNO	CONC	NAME
1	1.486	23939	1819	V		0.3343	
2	1.971	4231	505	V		0.0591	
3	2.175	1414	211	V		0.0197	
4	2.440	4969	444	V		0.0694	
5	2.687	1271	169	V		0.0177	
6	2.911	7124	917	V		0.0995	
7	3.208	1311	127	V		0.0183	
8	5.892	2848573	304476	S		39.7811	
9	7.396	2201	197	T		0.0307	
10	9.166	9418	711	V		0.1315	
11	10.783	2921	191	V		0.0408	
12	13.327	4222386	184975			58.9668	
13	14.756	30858	1228	V		0.4309	
		7160615	495969			100.0000	

CLASS-LC10 Ver.=1.62 システム番号=1 Ch=1 ポート番号=34 データ=AH3N22.D05 03/04/22 13:43:14

サンプル : A01
ID : 25°C-4M
タイプ : 未知試料
検出器 : SPD-10A シンク
オペレーター名 : 澤 嗣郎
メソッド名 : !AHR1028.MET

*** クロマトグラム *** ファイル名:AH3N22.C05



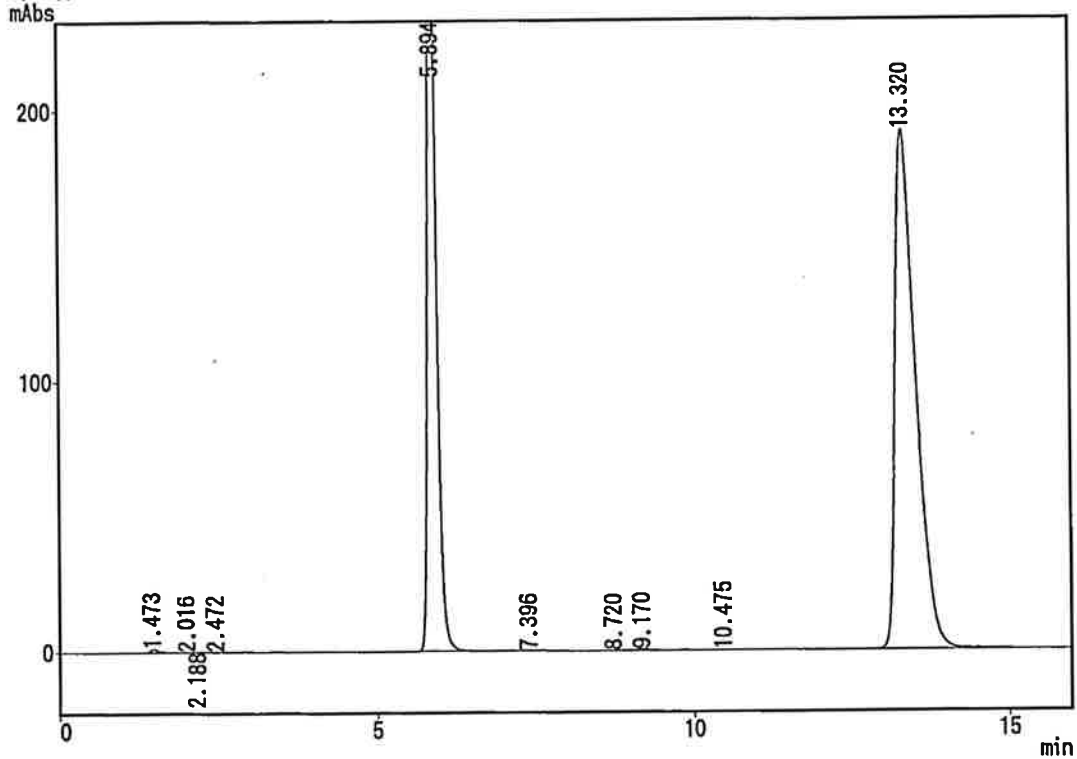
*** ヒートマップ ***

PKNO	TIME	AREA	HEIGHT	MK	IDNO	CONC	NAME
1	1.475	11771	1337	SV		0.1610	
2	5.895	2839972	305128			38.8489	
3	6.884	12107	373	V		0.1656	
4	7.393	6430	471	V		0.0880	
5	8.706	1673	126			0.0229	
6	9.170	10537	794	V		0.1441	
7	13.314	4427810	192151			60.5695	
		7310300	500380			100.0000	

CLASS-LC10 Ver.=1.62 システム番号=1 Ch=1 ピーク番号=35 テキスト=AH3N22.D06 03/04/22 14:00:42

サンプル : A03
 ID : 25°C-4M
 タイプ : 未知試料
 検出器 : SPD-10A シンク
 オペレータ名 : 澤 嗣郎
 サンプル名 : !AHR1028.MET

*** クロマトグラム *** ファイル名:AH3N22.C06



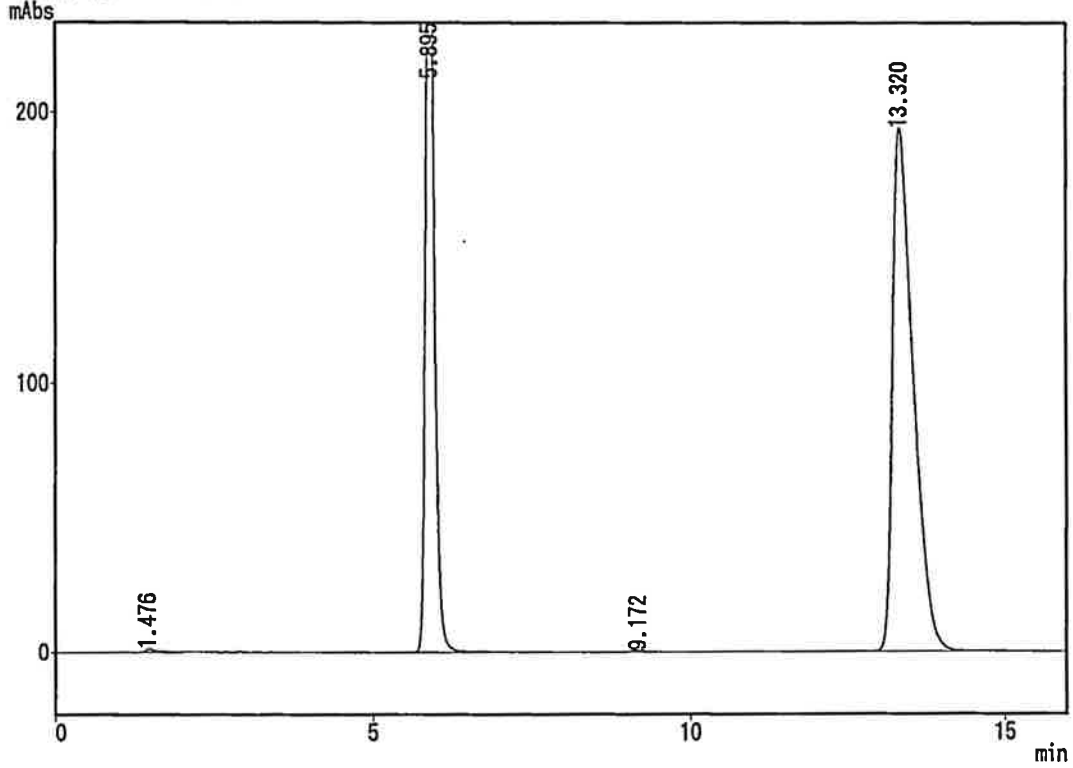
*** ピークレポート ***

PKNO	TIME	AREA	HEIGHT	MK	IDNO	CONC	NAME
1	1.473	11713	1383	SV		0.1609	
2	2.016	1258	117	T		0.0173	
3	2.188	1064	103	TV		0.0146	
4	2.472	1051	82	TV		0.0144	
5	5.894	2840521	305524			39.0137	
6	7.396	4561	380			0.0626	
7	8.720	1972	144			0.0271	
8	9.170	7400	553	V		0.1016	
9	10.475	1409	84			0.0193	
10	13.320	4409879	191505			60.5684	
		7280826	499875			100.0000	

CLASS-LC10 Ver.=1.62 システム番号=1 Ch=1 ポート番号=36 データ=AH3N22.D07 03/04/22 14:18:12

サンプル : BF
ID : 25°C-4M
タイプ : 未知試料
検出器 : SPD-10A シンク
オペレーター名 : 澤 嗣郎
メソッド名 : !AHR1028.MET

*** クロマトグラム *** ファイル名:AH3N22.C07



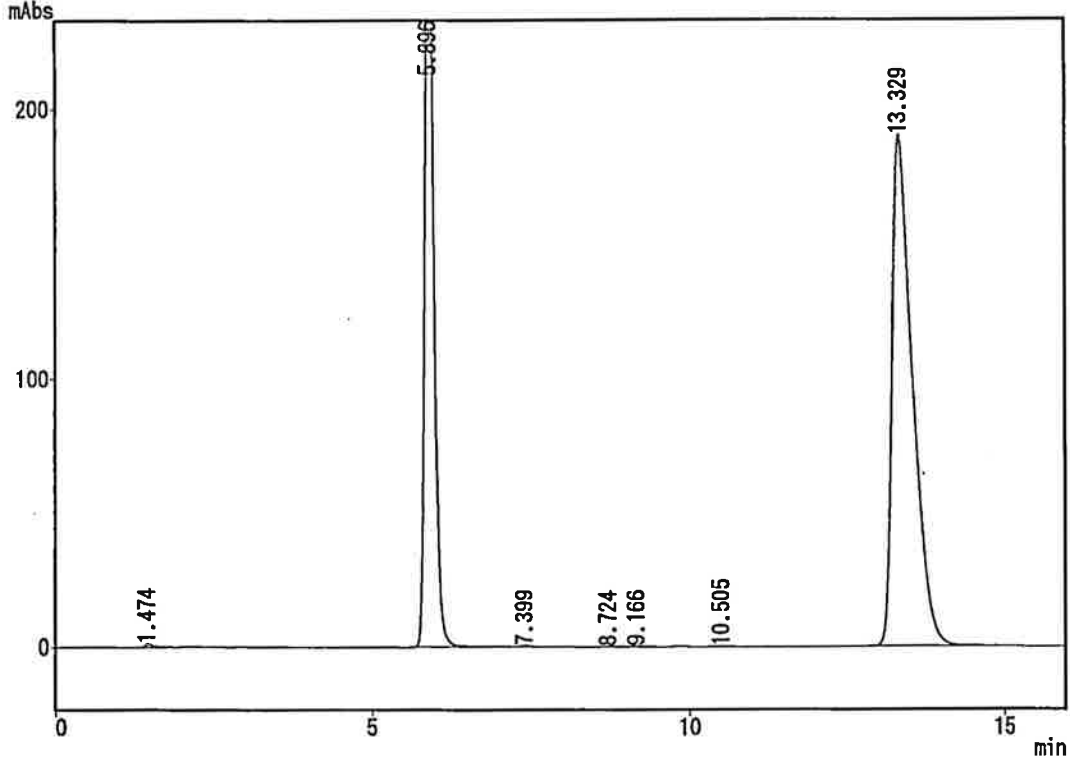
*** ピークレポート ***

PKNO	TIME	AREA	HEIGHT	MK	IDNO	CONC	NAME
1	1.476	14738	1308	V		0.2013	
2	5.895	2832712	304412			38.6819	
3	9.172	5195	396			0.0709	
4	13.320	4470457	193753	S		61.0459	
		7323102	499870			100.0000	

CLASS-LC10 Ver.=1.62 システム番号=1 Ch=1 ポート番号=37 テータ=AH3N22.D08 03/04/22 14:35:40

サンプル : A01
ID : 25°C-6M
タイプ : 未知試料
検出器 : SPD-10A シンクル
オペレータ名 : 澤 嗣郎
メソッド名 : !AHR1028.MET

*** クロマトグラム *** ファイル名:AH3N22.C08



*** ヒートレポート ***

PKNO	TIME	AREA	HEIGHT	MK	IDNO	CONC	NAME
1	1.474	10357	1271	V		0.1436	
2	5.896	2823021	303876			39.1311	
3	7.399	5142	430			0.0713	
4	8.724	1643	122			0.0228	
5	9.166	4570	346	V		0.0633	
6	10.505	1338	94			0.0185	
7	13.329	4368198	189924			60.5494	
		7214269	496062			100.0000	

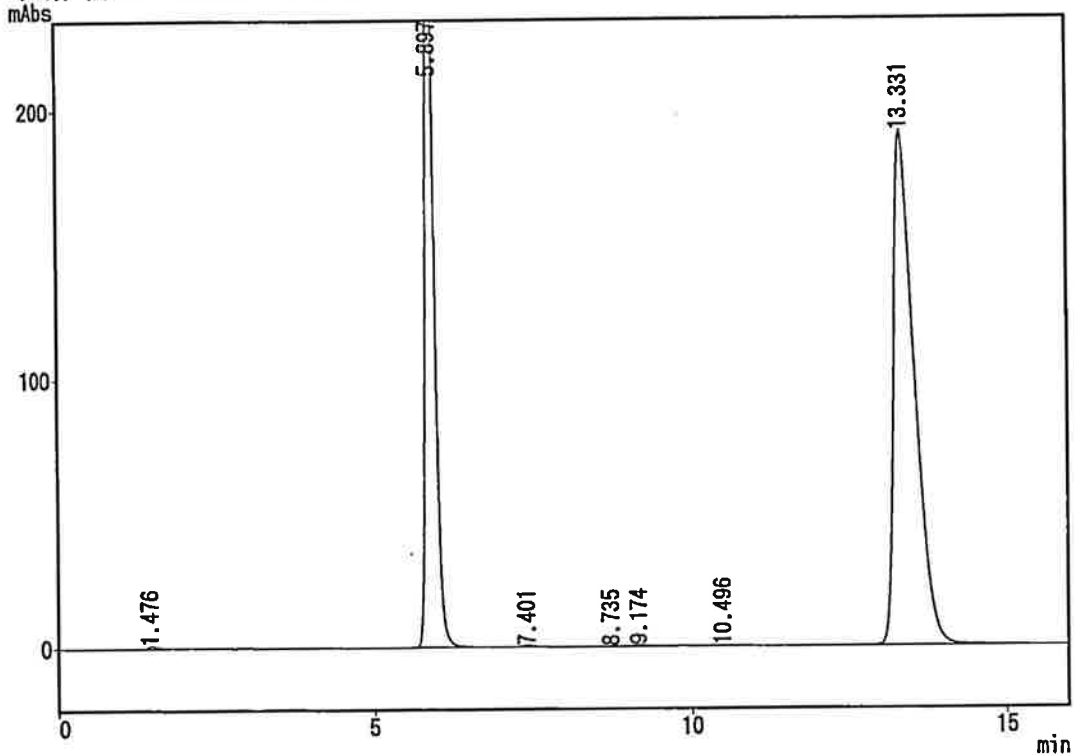
37 - 1/1

03/04/22 14:51:54

CLASS-LC10 Ver.=1.62 システム番号=1 Ch=1 ポート番号=38 データ=AH3N22.D09 03/04/22 14:53:08

サンプル : A03
ID : 25°C-6M
タイプ : 未知試料
検出器 : SPD-10A システム
オペレーター名 : 澤 嗣郎
メソッド名 : !AHR1028.MET

*** カマトグラム *** ファイル名:AH3N22.C09



*** ピークレポート ***

PKNO	TIME	AREA	HEIGHT	MK	IDNO	CONC	NAME
1	1.476	9893	1142	V		0.1363	
2	5.897	2826921	304114			38.9537	
3	7.401	5145	438			0.0709	
4	8.735	1792	134			0.0247	
5	9.174	7142	534	V		0.0984	
6	10.496	1668	109			0.0230	
7	13.331	4404577	191086			60.6930	

7257137 497556 100.0000

38 - 1/1

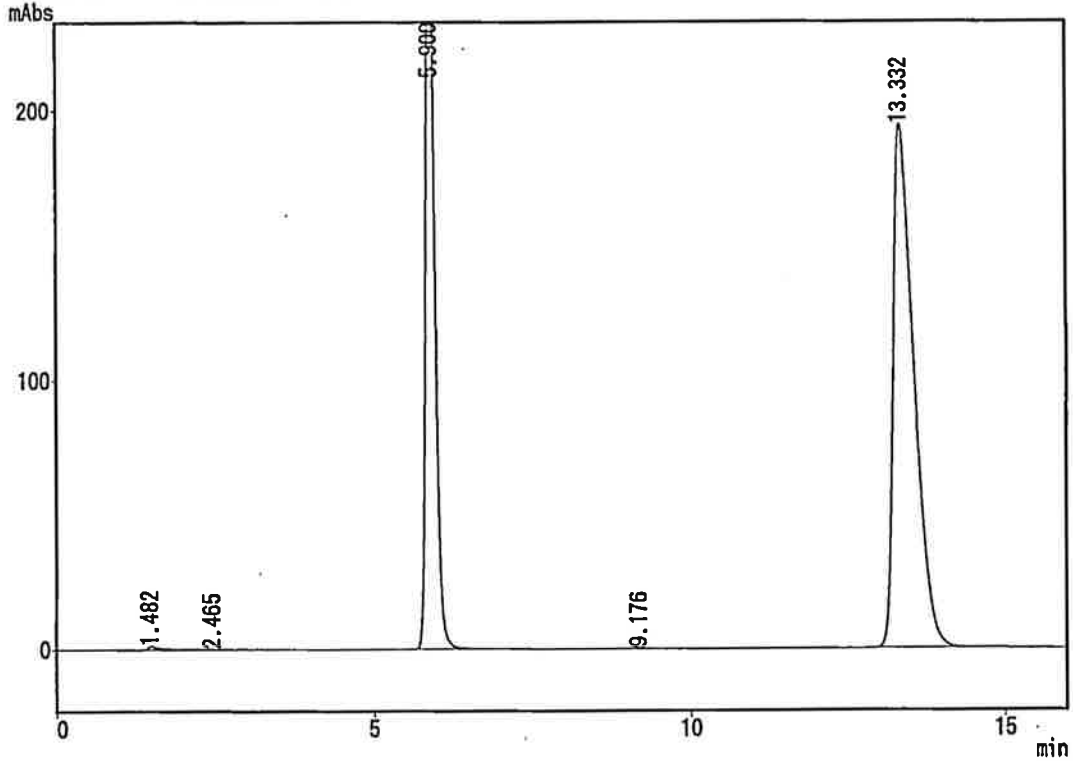
03/04/22 15:09:16

12

CLASS-LC10 Ver.=1.62 システム番号=1 Ch=1 検出器番号=39 テンプレート=AH3N22.D10 03/04/22 15:10:38

サンプル名 : BF
ID : 25°C-6M
タイプ : 未知試料
検出器 : SPD-10A シンクル
オペレーター名 : 澤 嗣郎
メソッド名 : !AHR102B.MET

*** クロマトグラム *** ファイル名:AH3N22.C10



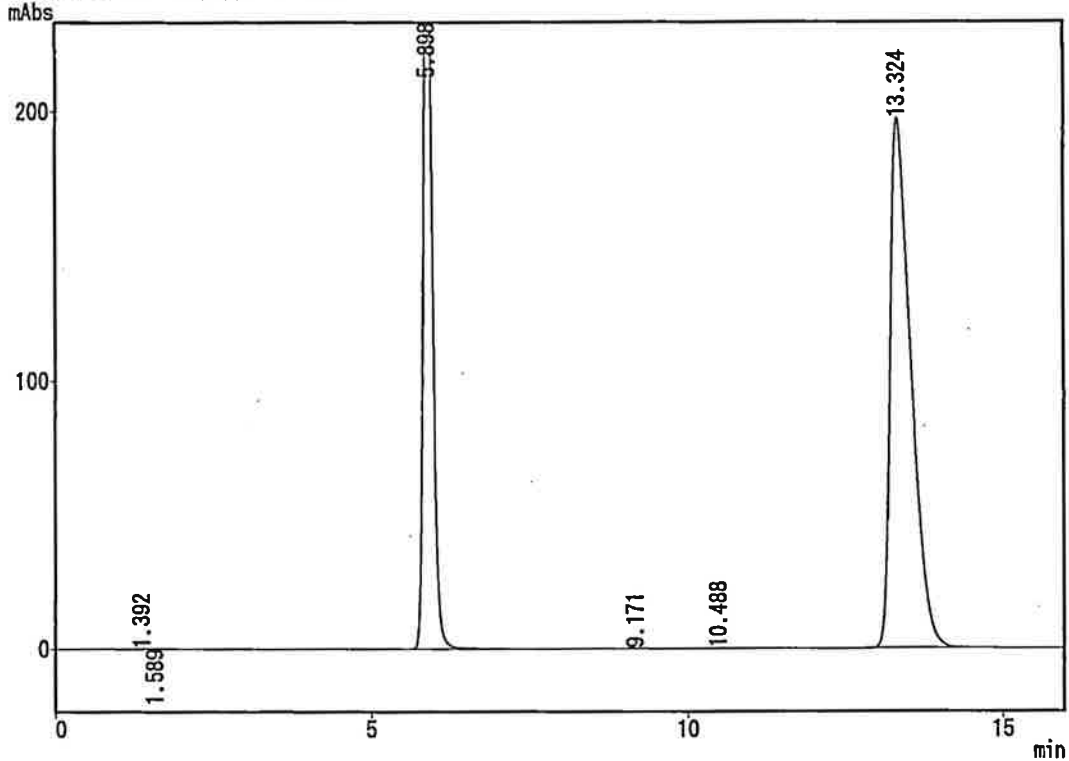
*** ピークレポート ***

PKNO	TIME	AREA	HEIGHT	MK	IDNO	CONC	NAME
1	1.482	15601	1277	SV		0.2119	
2	2.465	1935	183	V		0.0263	
3	5.900	2852405	305281			38.7508	
4	9.176	4107	311			0.0558	
5	13.332	4486855	194369			60.9552	
		7360903	501420			100.0000	

CLASS-LC10 Ver.=1.62 システム番号=1 Ch=1 レポート番号=40 テータ=AH3N22.D11 03/04/22 15:28:08

サンプル : STD
ID :
タイプ : 未知試料
検出器 : SPD-10A シンクル
オペレータ名 : 澤 嗣郎
メソッド名 : !AHR1028.MET

*** クロマトグラム *** ファイル名:AH3N22.C11



*** ヒートマップ ***

PKNO	TIME	AREA	HEIGHT	MK	IDNO	CONC	NAME
1	1.392	1803	131	V		0.0244	
2	1.589	1967	149	V		0.0266	
3	5.898	2834325	305722			38.2981	
4	9.171	2666	202	V		0.0360	
5	10.488	2142	135			0.0289	
6	13.324	4557786	197363			61.5860	
		7400689	503701			100.0000	

40 - 1/1

03/04/22 15:44:21

14