



02/17/00

The Commissioner of Patents and Trademarks
Washington, D.C. 20231
U.S.A



PROVISIONAL APPLICATION COVER SHEET

This is a request for filing a **PROVISIONAL APPLICATION** under 37 CFR 1.53 (b) (2)

File No: 10-329 US PROV

Inventors/Applicants

<u>Surname:</u>	<u>Given name:</u>	<u>Residence Address:</u>
BOUEVITCH	Oleg	2336 Shanegal Crescent, Gloucester, Ontario, Canada, K1V 9P2
DUCELLIER	Thomas	415 Besserer Street, Ottawa, Ontario, Canada, K1N 6B9
TOMLINSON	W. John	Unit 1, 68 Lovers Lane, Princeton, N.J. U.S.A., 08540
COLBOURNE	Paul	45D Woodridge Drive, Nepean, Ontario, Canada, K2G 3Y6

TITLE OF THE INVENTION

ADD-DROP MULTIPLEXOR

Correspondence Address:

Mr. Wesley L. Strickland
Lacasse & Associates
2001 Jefferson Davis Highway
Suite 806
Arlington, Virginia 22202
U.S.A

Number of pages:

Application:

Number of Pages: **13**

The basic arrangement of proposed COADM module is shown in Figure 1. A pair of circulators is used to separate input / output and add/drop signals (not shown).

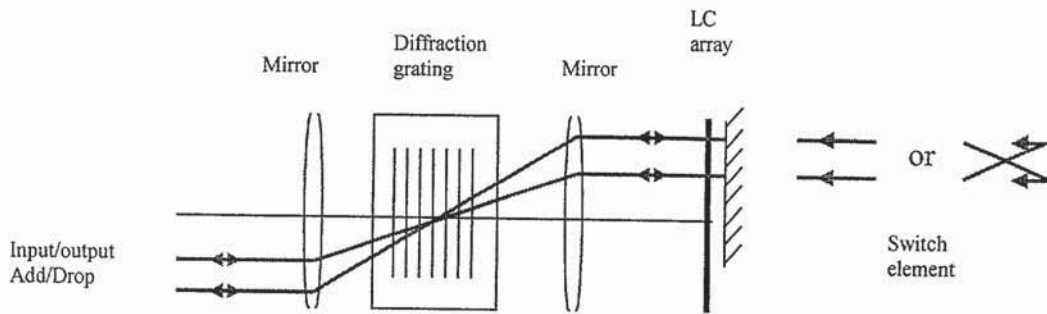


Figure 1.

The front end micro-optics design is shown in Figures 2a, b.

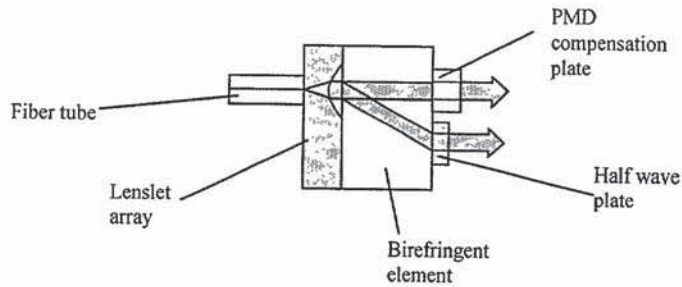


Figure 2a.

The light from input fiber is collimated with a microlens. The polarization diversity arrangement is used to provide two sub beams at the same (horizontal) polarization. A plate, made of the same material as the birefringent element, is inserted into upper sub beam for PMD compensation. An alternative PMD free front end design is shown in Figure 2b.

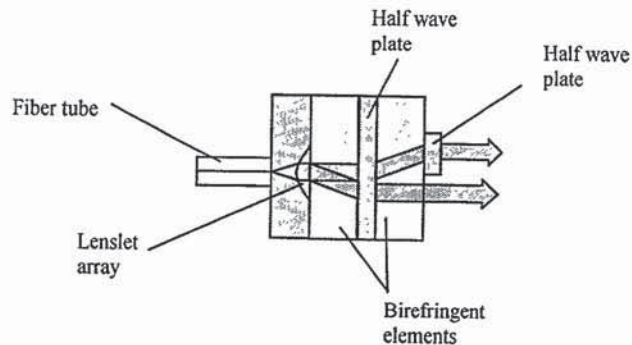


Figure 2b.

DOCKETALARM.COM

In the following Figure 3, the optical layout is explicitly shown. A single mirror is used to provide light focussing / collimation. The diffraction grating is located at the focus of the mirror. Since the input beams are collimated, the light is essentially focussed on the grating. The $1/e^2$ spot size at the grating, $2\omega_1$, and the $1/e^2$ beam diameter, $2\omega_2$, at the microcollimator are related in the following way:

$$\omega_1 * \omega_2 = \lambda * f / \pi \quad (1)$$

It follows from Eq. (1) that one can tune the spot size on the grating and the resulting spectral resolution by changing the beam size at microcollimator. It should also be kept in mind that, by symmetry, the spot size at LC array is equal to the spot size at microcollimator; that, in its turn, dictates requirements on the LC array pixel size.

More detailed design exists and can be provided if needed.

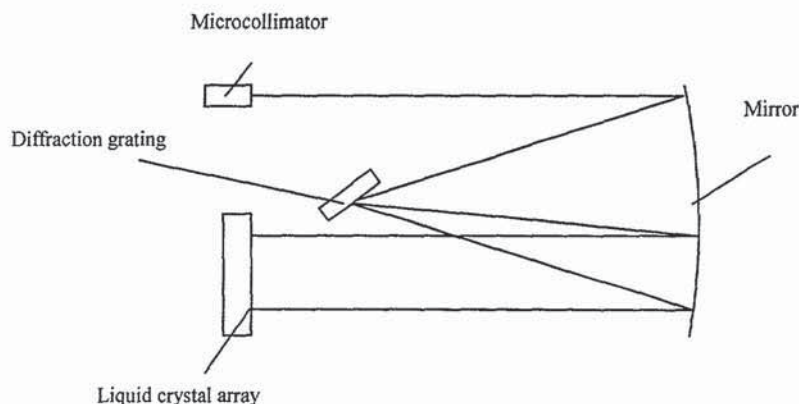


Figure 3.

Figures 4a and 4b below illustrate how the LC array can be used to provide switching between pass through and add / drop states. The optical system shown in Figures 1 and 3 delivers the light beams from microcollimators to the LC array with no or little additional spot expansion. Since there is a diffraction grating in the intermediate focal plane, the light at LC plane will be dispersed in wavelength. In Figures 4a and 4b, the dispersion direction is perpendicular to the plane of paper.

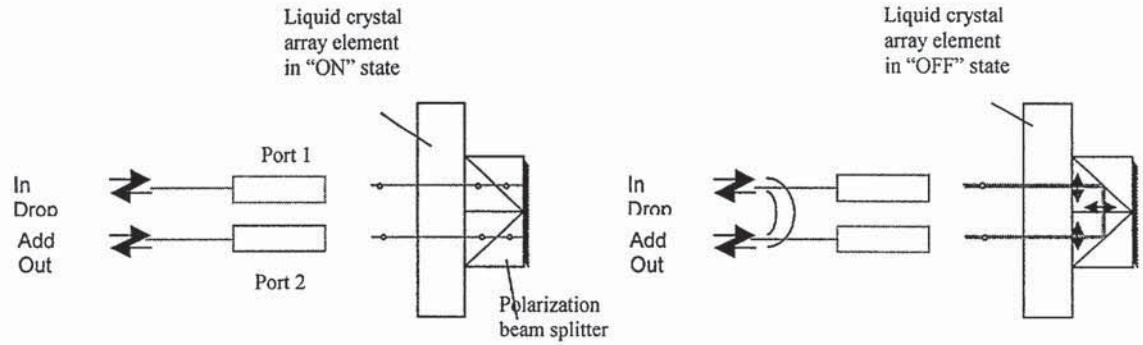


Figure 4a.

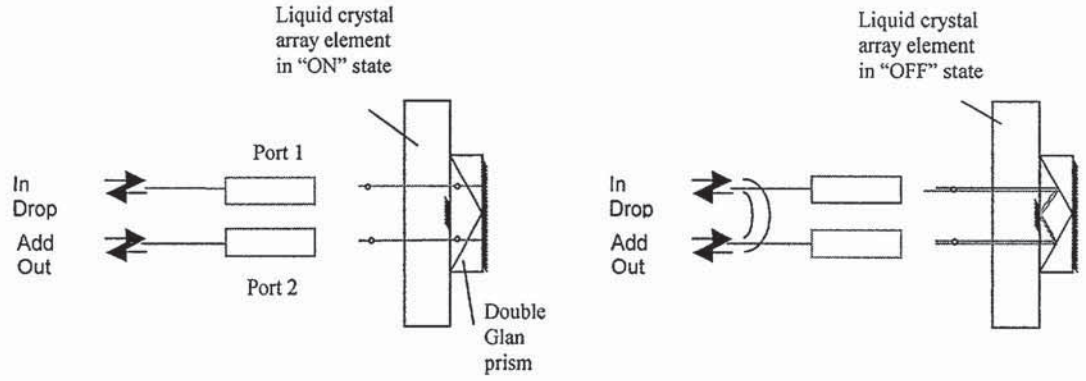


Figure 4b.

The LC cell in "OFF" state rotates polarization by 90 degrees. In "ON" state, polarization is not rotated. It is seen from Figures 4a and 4b that in "OFF" state the light paths of two ports are interchanged. In "ON" state of LC pixel, the light is reflected back into respective port. Since every spectral channel is passed through an independently controlled pixel, a full reconfigurability of all 40 or more channels is obtained. Further, the arrangement of Figure 4b has additional advantage of low PMD since the respective positions of two sub beams originating from each port does not change upon switching.

With respect to LC cell type, the twisted nematic (TN) cell is a preferable candidate since it has a very small residual birefringence in "ON" state. Since birefringence is small, a very high contrast ratio (>35 dB) can be obtained and maintained over the wavelength and temperature range.

Explore Litigation Insights

Docket Alarm provides insights to develop a more informed litigation strategy and the peace of mind of knowing you're on top of things.

Real-Time Litigation Alerts



Keep your litigation team up-to-date with **real-time alerts** and advanced team management tools built for the enterprise, all while greatly reducing PACER spend.

Our comprehensive service means we can handle Federal, State, and Administrative courts across the country.

Advanced Docket Research



With over 230 million records, Docket Alarm's cloud-native docket research platform finds what other services can't. Coverage includes Federal, State, plus PTAB, TTAB, ITC and NLRB decisions, all in one place.

Identify arguments that have been successful in the past with full text, pinpoint searching. Link to case law cited within any court document via Fastcase.

Analytics At Your Fingertips



Learn what happened the last time a particular judge, opposing counsel or company faced cases similar to yours.

Advanced out-of-the-box PTAB and TTAB analytics are always at your fingertips.

API

Docket Alarm offers a powerful API (application programming interface) to developers that want to integrate case filings into their apps.

LAW FIRMS

Build custom dashboards for your attorneys and clients with live data direct from the court.

Automate many repetitive legal tasks like conflict checks, document management, and marketing.

FINANCIAL INSTITUTIONS

Litigation and bankruptcy checks for companies and debtors.

E-DISCOVERY AND LEGAL VENDORS

Sync your system to PACER to automate legal marketing.