

Volume 2, Sessions 3A-6D  
Poster Sessions

THE 12TH  
INTERNATIONAL  
ELECTRIC VEHICLE  
SYMPOSIUM (EVS-12)  
and Electric Vehicle Exposition

Presented by

Electric Vehicle Association  
of the Americas (EVAA)

Sponsored by

Edison Electric Institute  
Electric Power Research Institute  
Ford Motor Company  
General Motors Corporation  
U.S. Department of Energy



V S • 1 2

**NOTICE: Return or renew all Library Materials! The Minimum Fee for each Lost Book is \$50.00.**

The person charging this material is responsible for its return to the library from which it was withdrawn on or before the **Latest Date** stamped below.

Theft, mutilation, and underlining of books are reasons for disciplinary action and may result in dismissal from the University.  
To renew call Telephone Center, 333-8400

UNIVERSITY OF ILLINOIS LIBRARY AT URBANA-CHAMPAIGN

JUL 20 1996		
OCT 06 1996		
OCT 29 REC'D		
DEC 15 1996		
MAR 21 1997		
MAY 06 1997		
SEP 27 1996		
OCT 25 1996		
OCT 28 REC'D		

L161-O-1096

G



DECEMBER  
DISNEY  
ANAHEIM

Presented by the  
**ELECTRIC VEHICLE**

**EVAA Board of Directors**

**Chairman**  
Norman Bryan

**1st Vice Chair**  
John R. Wallace

**2nd Vice Chair**  
Ray Geddes

**Treasurer**  
James J. Jackson

**Secretary**  
Edwin Riddell

- William Adams
- Kenneth Barlow
- Robert A. ...
- Michael ...
- Robert L. ...
- Gale Klamm
- James ...
- Thomas ...
- Frank L. ...
- William H. ...
- Diane O. ...

**EVAA**

The Electric Vehicle Association of America is a non-profit organization that promotes the development and use of electric vehicles. We are currently seeking members and sponsors. For more information, contact us at 601 California Street, San Francisco, CA 94108.

U. OF I.  
LIBRARY AT  
URBANA/  
CHAMPAIGN  
ENGINEERING



DECEMBER 5-7, 1994  
DISNEYLAND HOTEL AND CONVENTION CENTER  
ANAHEIM, CALIFORNIA, U.S.A.

*Engines*

Presented by the  
**ELECTRIC VEHICLE ASSOCIATION OF THE AMERICAS (EVAA)**

**EVAA Board of Directors**

**Chairman**

Norman Bryan *Pacific Gas and Electric Company*

**1st Vice Chair**

John R. Wallace *Ford Motor Company*

**2nd Vice Chair**

Ray Geddes *Unique Mobility, Inc.*

**Treasurer**

James J. Jackson *Alupower, Inc.*

**Secretary**

Edwin Riddell *Electric Power Research Institute*

William Adams	<i>Electric Vehicle Association of Canada</i>
Kenneth Barber	<i>United States Department of Energy</i>
Robert A. Bell	<i>Consolidated Edison Company of New York, Inc.</i>
Michael Crews	<i>Duke Power Company</i>
Robert L. Davis	<i>Chrysler Corporation</i>
Gale Klappa	<i>Georgia Power Company</i>
James Mathis	<i>Collmer Semiconductor, Inc.</i>
Thomas D. Morron	<i>Edison Electric Institute</i>
Frank L. Schweibold	<i>General Motors Corporation</i>
William H. Tiedemann	<i>Johnson Controls, Inc.</i>
Diane O. Wittenberg	<i>Southern California Edison Company</i>

**EVAA**

The Electric Vehicle Association of the Americas (EVAA) is a not-for-profit association comprised of utilities, automobile and component manufacturers, universities, governmental agencies, and others mobilized to facilitate the commercialization of on-road electric vehicles. Proceedings from EVS-12 may be obtained by writing EVAA at 601 California Street, Suite 502, San Francisco, California 94108.

**Chair:** John R. Wallace *Ford Motor Company*

**North American Members:**

Norman Bryan	<i>Pacific Gas and Electric Company</i>
Ray Geddes	<i>Unique Mobility, Inc.</i>
Robert T. Hayden	<i>Electric Vehicle Association of the Americas</i>
James J. Jackson	<i>Alupower, Inc.</i>
Thomas D. Morron	<i>Edison Electric Institute</i>
Edwin Riddell	<i>Electric Power Research Institute</i>
Roland Risser	<i>Pacific Gas and Electric Company</i>
Frank L. Schweibold	<i>General Motors Corporation</i>
David R. Smith	<i>Chrysler Corporation</i>
William H. Tiedemann	<i>Johnson Controls, Inc.</i>
Pamela A. Turner	<i>EVS-12 Symposium Manager</i>
Diane O. Wittenberg	<i>Southern California Edison Company</i>

**International Members:**

Giampiero Brusaglino	<i>Centro Ricerche Fiat</i>
C.C. Chan	<i>University of Hong Kong</i>
François Fantin	<i>AVERE France</i>
Masazumi Ishikawa	<i>Japan Electric Vehicle Association</i>
Hans Kahlen	<i>University of Kaiserslautern</i>
Jian Lai	<i>Chinese Electric Vehicle Institution</i>
Gaston Maggetto	<i>CITELEC</i>
Henri Payot	<i>AVERE France</i>
David F. Porter	<i>UNIPEDE</i>
Tsuneaki Takami	<i>Japan Electric Vehicle Association</i>

**INTERNATIONAL ELECTRIC VEHICLE SYMPOSIA**

EVS-1	November	1969	Phoenix, Arizona, U.S.A.
EVS-2	November	1971	Atlantic City, New Jersey, U.S.A.
EVS-3	February	1974	Washington, D.C., U.S.A.
EVS-4	September	1976	Dusseldorf, Germany
EVS-5	October	1978	Philadelphia, Pennsylvania, U.S.A.
EVS-6	October	1981	Baltimore, Maryland, U.S.A.
EVS-7	June	1984	Versailles, France
EVS-8	October	1986	Washington, D.C., U.S.A.
EVS-9	November	1988	Toronto, Ontario, Canada
EVS-10	December	1990	Hong Kong, China
EVS-11	September	1992	Florence, Italy
EVS-12	December	1994	Anaheim, California, U.S.A.

**Chair:** Diane O. Wittenberg *Southern California Edison Company*

**North American Members:**

Bradford Bates	<i>Ford Motor Company</i>
Mary M. Brazell	<i>Brazell &amp; Company</i>
Thomas J. Doughty	<i>Los Angeles Department of Water and Power</i>
Ray Geddes	<i>Unique Mobility, Inc.</i>
Robert T. Hayden	<i>Electric Vehicle Association of the Americas</i>
Cynthia Hernandez	<i>Electric Vehicle Association of the Americas</i>
Kenneth Koyama	<i>California Energy Commission</i>
George McCrae	<i>B.C. Hydro</i>
Athena Miller	<i>Electric Vehicle Association of the Americas</i>
Thomas D. Morron	<i>Edison Electric Institute</i>
Edwin Riddell	<i>Electric Power Research Institute</i>
Roland Risser	<i>Pacific Gas and Electric Company</i>
David R. Smith	<i>Chrysler Corporation</i>
Lee Stefanakos	<i>University of South Florida</i>
Pamela A. Turner	<i>EVS-12 Symposium Manager</i>
Robert Wragg	<i>Delco Electronics/GM Hughes Electronics</i>

**International Members:**

Noel Bureau	<i>PSA Peugeot Citroën</i>
C.C. Chan	<i>University of Hong Kong</i>
Cord-Henrich Dustmann	<i>AEG-ULM</i>
François Fantin	<i>AVERE France</i>
A. Fujisaki	<i>Japan Electric Vehicle Association</i>
David F. Gosden	<i>University of Sydney</i>
Masazumi Ishikawa	<i>Japan Electric Vehicle Association</i>
Pietro Menga	<i>ENEL</i>
Henri Payot	<i>AVERE France</i>
Tsuneaki Takami	<i>Japan Electric Vehicle Association</i>
Peter Van den Bossche	<i>CITELEC</i>

Chair: Edwin Riddell

*Electric Power Research Institute*

Ray Geddes  
Robert T. Hayden  
Howard Hampton  
Cynthia Hernandez  
Athena Miller  
Joanne Rohn  
Melanie J. Savage  
Pamela A. Turner

*Unique Mobility, Inc.*  
*Electric Vehicle Association of the Americas*  
*Ford Motor Company*  
*Electric Vehicle Association of the Americas*  
*Electric Vehicle Association of the Americas*  
*General Motors Corporation*  
*Southern California Edison Company*  
*EVS-12 Symposium Manager*

**TECHNICAL BREAKOUT SESSIONS**

**Session 3A: Drives**

Adaptive Control of an EV Drive System to Account for Time-Varying Battery Parameters <i>Carlo Kopf, Unique Mobility, Inc.</i>	1
Development of an EV Drive Train for a California Vehicle <i>Chris Kambouris, Ford Motor Company</i>	11
Power Trains for EVs, Design for Flexibility <i>Frank Walker, Westinghouse Electric Corporation</i>	20

**Session 3B: Battery Modeling**

Thermal Management for Hybrid Electric Vehicle Valve-Regulated Lead-Acid Batteries <i>Frank Fleming, Hawker Energy Products, Ltd.</i>	27
Battery Management System for Nickel-Cadmium Batteries: Concept and Practical Experience <i>Friedhelm Schöpe, Aachen University of Technology</i>	38
The Need and Requirements of a Series Hybrid Electric Vehicle Battery <i>Anders Romare, AB Volvo</i>	48

**Session 3C: Infrastructure**

Electric Infrastructure for the EV Introduction Program in Göteborg <i>Hans Ristborg, Vattenfall Utveckling AB</i>	59
Development and Evaluation of Quick Charging Systems at Tokyo Electric Power Company <i>Hirokazu Suzuki, Tokyo Electric Power Company</i>	69



Making the EV Connection: EV Charging Safety and the National Electrical Code 77  
*Gloria Krein, Hart, McMurphy & Parks*

**Session 4A: Vehicles**

Performances of Electric Vehicles 89  
*Masahiko Tahara, Nissan Motor Company, Ltd.*

Toyota EV-50: An Effort to Realize Practical EVs 101  
*Kunio Kanamaru, Toyota Motor Corporation*

\*Isuzu Elf EV Third Generation  
*Shouichi Taguchi, Isuzu Motors Ltd.*

**Session 4B: Batteries**

Development of the VRLA Battery for Low Emission Hybrid Vehicles 111  
*Yasuhide Nakayama, Yuasa Corporation*

Optimizing Lead/Acid Batteries for Electric Vehicle Applications: A Systems Engineering Approach 121  
*Geoffrey May, Hawker Batteries Group*

Sealed Alkaline Batteries for Electric Cars 129  
*Wolfgang Warthmann, Deutsche Automobilgesellschaft GmbH*

**Session 4C: Utility System Impact**

Impact of Electric Vehicle Load on Residential Transformer Ratings 139  
*Kenneth E. Brown, Salt River Project*

\*Paper not available at time of printing.

Study of Impacts of Electric Vehicle Charging to Power Supply Systems 148  
*Eiji Hayashi, The Central Electric Power Council*

Modeling Electric Vehicle Utility System Impact Utilizing a Geographic Information System 158  
*Richard E. Rice, Southern California Edison Company*

---

**Session 5A: Hybrid Drives**

Propulsion Control System for a 22-Foot Electric/Hybrid Shuttle Bus 169  
*Kaushik Rajashekara, AC Delco Systems*

Development of a 225 kW Hybrid Drive System for a Low-Floor, Low-Emissions Transit Bus 179  
*R.D. King, General Electric Company*

A Hybrid Drive Based on a Structure Variable Arrangement 189  
*J. Mayrhofer, AVL-List GmbH*

---

**Session 5B: Batteries**

Advanced Battery Systems for Electric Vehicles – New Impulses for the Electric Automobile 201  
*F. Kruger, VARTA Batterie AG*

Ovonic Nickel-Metal Hydride Electric Vehicle Batteries: From the First 10,000 Miles to the First 10,000 Vehicles 208  
*Dennis Corrigan, Ovonic Battery Company*

From Nickel-Cadmium to Nickel-Metal Hydride Battery: A Coherent Strategy for an Achieved Electric Vehicle 218  
*Jean-Pierre Cornu, SAFT*

Electric Fuel and the Deutsche Bundespost Postdienst 226  
*Jonathan Whartman, Electric Fuel Limited*

**Session 5C: EV Policies**

\*California's Experience in Developing Incentives for Electric Vehicles

*David Modisette, California Electric Transportation Coalition*

The Calfuels EV Infrastructure Study: The Status of Electric Vehicles in California

*Heather Raitt, California Energy Commission*

237

A Partnership in Paris for the Development of the Electric Vehicle

*Patrick Lefebvre, Technical Advisor to the Mayor of Paris*

247

\*Electric Vehicles and Sustainable Transportation: A Vision of the Future

*Daniel Sperling, University of California at Davis*

---

**Session 5D: National Electric Vehicle Infrastructure Working Council**

The Origin and Role of the National Electric Vehicle Infrastructure Working Committee

*Roland Risser, Pacific Gas and Electric Company*

259

Electric Power Research Institute Infrastructure Working Council – Connector and Connecting Stations Committee Recommendations on EV Charging Infrastructure

*Craig Toepfer, Ford Motor Company*

264

---

**Session 6A: Components**

A High Efficiency Electric Vehicle Drive System with Multi-Functional Battery Charger

*Masami Hirata, Toshiba Corporation*

269

\*Paper not available at time of printing.

Phase Advanced Operation of Permanent Magnet Motor Drive System 279  
*Jon F. Lutz, Unique Mobility, Inc.*

A Versatile AC Machine EV Drive Using Microprocessor Control 288  
*David F. Gosden, University of Sydney*

**Session 6B: Batteries**

U.S. Department of Energy Advanced Battery Systems Program: Meeting the Critical Challenge of EV Development 297  
*R.A. Sutula, U.S. Department of Energy*

Development of a Solid Lithium Polymer Battery Technology 307  
*P. Baudry, Electricité de France*

\*The Ecostar/NaS Battery Integration Experience  
*Wolfgang Dorrscheidt, ABB Hochenergiebatterie GmbH*

**Session 6C: Demonstrations**

Consumer Impressions Before and After Driving an Electric Vehicle 315  
*D.A. Wassmann, Ford Motor Company*

Hybrid Versus All-Electric: The Test of Performance 325  
*Claude Boivin, Hydro-Québec*

America PrEViewing the Impact 332  
*Frank L. Schweibold, General Motors Corporation*

Progress of the Introduction Program for Electric Vehicles in Göteborg 342  
*Stefan Liljemark, City of Göteborg Traffic and Transit Authority*

\*Paper not available at time of printing.

**Session 6D: National Electric Vehicle Infrastructure Working Council**

Utility System Electric Vehicle Load Impacts <i>Steve Frost, Salt River Project</i>	355
Load Management and Power Quality Issues <i>John Kennedy, Georgia Power Company</i>	358
Infrastructure Working Council Health & Safety Committee <i>John Olsen, Detroit Edison Company</i>	363
Identification of Safety Concerns for EVs <i>Carol Hammel, National Renewable Energy Laboratory</i>	365
The IWC NEC Subcommittee <i>David Brown, Baltimore Gas &amp; Electric Company</i>	369
Infrastructure Working Council Health and Safety Committee; Building Code Subcommittee <i>Robert Brown, National Conference of States on Building Codes and Standards</i>	372
Assessment of Methods for EV Charging Systems to Protect Against Electric Shock <i>Gregory Nieminski, Underwriters Laboratories, Inc.</i>	375

POSTER/DIALOGUE SESSIONS

**Electric Vehicles and Hybrid Electric Vehicles  
(Safety; Components; Simulation)**

A Cost Conscious Approach to the Design of an Electric Vehicle <i>C.N. Spentzas, National Technical University of Athens</i>	379
Comparison of Hybrid and Conventional Bus Simulations using Toronto Transit Commission Bus Route Information <i>Peter Drozd, ORTECH</i>	393
Computer Simulation of Hybrid Vehicles with Fuel Cells and Batteries <i>A. Iacobazzi, ENEA</i>	406
Determination of Hybrid Vehicle Consumptions, Emissions, and Performances Using a Simulation Program <i>François Badin, INRETS</i>	416
Development of the Electric Vehicle "Pivot" <i>Shigenori Matsumura, Shikoku Research Institute, Inc.</i>	429
Electric Vehicles Integrated in Call-A-Car and Public Transportation Systems <i>Richard Smokers, ECN</i>	439
Evaluation of Overall Dynamic Performance of a High-Performance EV, IZA, Based on On-Road Use Monitoring Data <i>Yasuko Baba, University of Tokyo</i>	448
Fiat's Conceptual Approach to Hybrid Car Design <i>Oreste Vittone, Fiat Auto</i>	458
Prototype of an Innovative Electrical Scooter for Application in Zero-Emission Urban Mobility <i>F. Caricchi, University of Rome "La Sapienza"</i>	470

Results of the Zurich Car Field Trial <i>Philipp Dietrich, ETH Zurich</i>	479
Safety Considerations for Electric Vehicles <i>Peter Van den Bossche, CITELEC</i>	490
Simulation Study of Two and Three Source Hybrid Drives <i>Antoni Szumanowski, Warsaw University of Technology</i>	499
The Test Results of the Diesel-Electric Hybrid Bus on City Routes <i>Tetsuo Koike, Hino Motors, Ltd.</i>	509
<hr/>	
<b>Electric Vehicle and Hybrid Electric Vehicle Batteries (Lead Acid &amp; Nickel-Based; Sodium &amp; Lithium-Based; System Components)</b>	
A Dynamic State-of-Charge Model for Electric Vehicle Batteries <i>Sung-Ku Song, Samsung Advanced Institute of Technology</i>	519
Advances in Electric Bus Batteries <i>Klaus-Dieter Merz, CMP Batteries, Ltd.</i>	528
Development of Ni-Zn Battery for EVs <i>Yukio Fujita, Yuasa Corporation</i>	537
Development of Sealed-Type Nickel/Metal-Hydride Battery for Electric Vehicles <i>Munehisa Ikoma, Matsushita Battery Industrial Company</i>	547
Dryfit Electric Vehicle – Enhanced Dryfit Traction Block <i>Dieter Hanauer, Accumulatorenfabrik Sonnenschein GmbH</i>	557
Lithium-Carbon (Lithium-Ion) Battery System for Electric Vehicles <i>R. Staniewicz, SAFT</i>	571

New Sodium Batteries with Polymer Electrolytes <i>Marca M. Doeff, Lawrence Berkeley Laboratory, University of California</i>	580
On-Board Management System for EV Batteries – A Field Experiment on Different EVs in the EDF Fleet <i>Patrick Gagnol, Electricité de France</i>	590
Status of the National Project on Lithium Secondary Batteries in Japan <i>Kazuhiko Kurematsu, Lithium Battery Energy Storage Technology Research Association (LIBES)</i>	599
The Battery Built-in Frame – A New Frame Structure for an EV <i>Hiroshi Shimizu, The National Institute for Environmental Studies</i>	609

---

**Drive Systems and Motors  
(Control; Tests; Components; Climate Control; Flywheels;  
Fuel Cells)**

A Comparison of Three Different Motor Types for Electric Vehicle Application <i>J.R. Hadji-Minaglou, Institut fur Elektrische Maschinen</i>	615
A Novel DC/DC Step-Up Converter <i>Ivor Smith, Loughborough University of Technology</i>	625
Design of New AC Power Train Using 2 Quadrant Chopper as an Input Converter <i>Sung-Chul Oh, Korea Electrotechnology Research Institute</i>	634
*Efficiency and Performance of a 4.6 Ton Fuel Cell Van <i>M.B. Virji, Loughborough University of Technology</i>	
Endurance Tests for Electric Vehicle Drives <i>Jurgen Weimer, University of Kaiserslautern</i>	640

\*Paper not available at time of printing.



Fully Integrated Electric Vehicle Control Unit <i>Otmar Bitsche, Steyr-Daimler-Puch Fahrzeugtechnik</i>	650
*Motor and Drive Systems Project Criteria for Electric Vehicles <i>P. Ferraris, Politecnico di Torino</i>	
Operating Characteristics of a 45kW Brushless DC Machine <i>R.L. Hodgkinson, Nelco Systems, Ltd.</i>	660
Performance Evaluation of EV Power Trains <i>Thomas Chondros, University of Patras</i>	668
Performance Optimization for the Electrical Drive System of the Hybrid III Passenger Car <i>Andrea Vezzini, ETHZ - Swiss Federal Technical Institute</i>	678

**EV Infrastructure**  
**(Chargers; Utility & System Effects; Energy Efficiency; Air Quality & Emissions)**

Chassis Dynamometer for Evaluating EVs <i>Ken Ichi Shimizu, Ministry of International Trade and Industry (MITI)</i>	689
Data Acquisition and Performance Analysis from a Network of EVs: Including PV Charging <i>Howard C. Lamb, Clean Energy &amp; Vehicles Research Center, University of South Florida</i>	699
Development of a Quick Charging Station for Electric Vehicles <i>Akira Takano, Japan Storage Battery Company, Ltd.</i>	709
Electric Vehicle Impact Assessment Study <i>Kevin Morrow, Salt River Project</i>	719

\*Paper not available at time of printing.

Electromagnetic Impact of the Electric Vehicle <i>A. Buonarota, ENEL SpA CRE</i>	728
Fleet Monitoring for Electric Utility Vans: Optimizing Operational Use and Maintenance <i>Bernard Courty, Oldham France SA</i>	738
Lessons Learned in Acquiring New Regulations for Shipping Advanced Electric Vehicle Batteries <i>Gary Henriksen, Argonne National Laboratory</i>	747
Progress in the Development of Recycling Processes for Electric Vehicle Batteries <i>Rudolph Jungst, Sandia National Laboratories</i>	758
Survey on the Drive Systems, Battery Technology, Charging and Infrastructure Systems for German Electric Vehicles <i>Dietrich Naunin, Technical University of Berlin</i>	768
The Results of an Infrastructure Build-Up Plan for Promoting Electric Vehicles <i>Masaharu Nakamura, Osaka City Government</i>	777

---

**Introduction, Demonstration and Test  
(Market Factors; Incentives, Mandates & Policy;  
Training)**

\*Alternate Fueled Vehicle – Development and  
Demonstration: Chesapeake and Cedar Rapids  
Consortium Results  
*Dallas Usry, Westinghouse Electric Corporation*

\*Creating a Positive Image for Electric Vehicles in  
Switzerland  
*Wilfried Blum, MobilE*

Current Hybrid Electric Vehicle Performance Based on Temporal Data from the World's Largest HEV Fleet <i>Keith Wipke, National Renewable Energy Laboratory</i>	787
--	-----

\*Paper not available at time of printing.

Daily Traveling Distance of Internal Combustion Engine Vehicles and Capability of Electric Vehicles to Substitute the Vehicles <i>Hiroshi Hasuike, The Institute of Applied Energy</i>	798
Dynamometer and Road Testing of Advanced Electric Vehicles and Projections of Future Range Capability <i>A.F. Burke, University of California at Davis</i>	807
G-Van Data Acquisition and Analysis <i>Dennis Landsberg, The Fleming Group</i>	816
Major Elements of an Electric Vehicle Technician Training Program <i>Edward F. Duffy, York Technical College</i>	827
Marketing Under Uncertainty: The Electric Vehicle Case with Reference to the French Experience <i>Pascal Larbaoui, Centre de Recherche en Economie Industrielle</i>	836
Operation of a Research and Demonstration Fleet of Electric Vans in Canada <i>William A. Adams, University of Ottawa (ESTCO)</i>	846
*Possibilities of Training for Economical Driving and Maintenance of Electric Vehicles <i>C.A. Bleijs, Electricité de France</i>	
Research and Development of the Mazda MX-5 EV <i>Michio Yoshino, Mazda Motor Corporation</i>	856
Results of the Austrian Fleet Test with 150 Private EVs <i>Wolfgang Streicher, Graz University of Technology</i>	865
The Fleet Testing Program for Lightweight Electric Vehicles <i>Urs Muntwyler, Swiss Federal Office of Energy for the Promotion Program "Lightweight Electric Vehicles"</i>	873
The Various Measures Taken by the Government to Encourage the Use of EVs in the Principality of Monaco <i>Raoul Viora, Ministere d'Etat de Monaco</i>	881
*Paper not available at time of printing.	

**Session 3A:  
Drives**

Geoff Harding  
*International Automotive  
Design (IAD)*

Craig Cambier  
*Unique Mobility, Inc.*

**Session 3B:  
Battery Modeling**

Ron Sims  
*Ford Motor Company*

Mike Mangan  
*Chloride Silent Power*

**Session 3C:  
Infrastructure**

François Fantin  
*AVERE*

Thomas Doughty  
*Los Angeles Department  
of Water & Power*

**Session 4A:  
Vehicles**

C. C. Chan  
*University of Hong Kong*

David F. Gosden  
*University of Sydney*

**Session 4B:  
Batteries**

John Williams  
*General Motors  
Corporation*

Ken Heitner  
*U.S. Department of  
Energy*

**Session 4C:  
Utility System Impact**

Roland Risser  
*Pacific Gas and Electric  
Company*

David Owen  
*PowerGen PLC*

**Session 5A:  
Hybrid Drives**

Terry Penny  
*Midwest Research Institute*

Allan Gale  
*Ford Motor Company*

**Session 5B:  
Batteries**

Masazumi Ishikawa  
*Japan Electric Vehicle  
Association (JEVA)*

Russell Moy  
*Ford Motor Company*

**Session 5C:  
EV Policies**

Kateri Callahan  
*Electric Transportation  
Coalition*

Mary Brazell  
*Brazell & Company*

**Session 5D:  
National Electric Vehicle  
Infrastructure Working  
Council**

Roland Risser  
*Pacific Gas and Electric  
Company*

**Session 6A:  
Components**

Frank Jamerson  
*Jamerson & Associates*

Hans Kahlen  
*University of  
Kaiserslautern*

**Session 6B:  
Batteries**

William Adams  
*Electric Vehicle  
Association of Canada*

Cord-Henrich Dustmann  
*AEG-ULM*

**Session 6C:  
Demonstrations**

Gary Purcell  
*Electric Power Research  
Institute*

Michael Gage  
*CALSTART*

**Session 6D:  
National Electric Vehicle  
Infrastructure Working  
Council**

Roland Risser  
*Pacific Gas and Electric  
Company*

**Poster/Dialogue Session:  
Electric Vehicles and  
Hybrid Electric Vehicles**

Alan Gilbert  
*Unique Mobility, Inc.*

**Poster/Dialogue Session:  
Electric Vehicle and  
Hybrid Electric Vehicle  
Batteries**

Ray Hobbs  
*Arizona Public Service  
Company*

**Poster/Dialogue Session:  
Drive Systems and Motors**

Chris Borroni-Bird  
*Chrysler Corporation*

**Poster/Dialogue Session:  
EV Infrastructure**

Ronn E. Jamieson  
*General Motors  
Corporation*

**Poster/Dialogue Session:  
Introduction,  
Demonstration and Test**

Larry Brandenburg  
*Ford Motor Company*

**Poster/Dialogue Session:**

---

**Electric Vehicles and  
Hybrid Electric Vehicles**  
(Safety; Components; Simulation)

## FIAT CONCEPTUAL APPROACH TO HYBRID CARS DESIGN

Ing. Oreste Vittone  
FIAT AUTO Engineering Department  
C.so Settembrini, 40  
TORINO 10135  
Ing. Filippo D'Aprile  
Ing. Giovanni Tornatore  
FIAT RESEARCH CENTRE  
Strada Torino, 50  
Orbassano, TORINO 10043

### Abstract

In this paper the different motivations behind the development of hybrid cars are examined and various hybrid configurations are illustrated which can satisfy a wide range of different and contrasting user needs. Specific attention is then given to the definition of guidelines for the development of a hybrid car where parallel configuration of the propulsion system allows the fulfillment of two types of mission:

- short trips in urban areas with zero emissions by only using the electric motor driveline;
- long highway trips with performance close to that of conventional cars but lower emissions.

The corresponding design criteria for a Fiat medium size hybrid car are described together with the propulsion system, consisting of an A.C. electric motor and an ICE, that has been implemented and bench tested. A prototype car has also been equipped with this hybrid system and the driveability demonstrated. The management of the two propulsion units: electric motor and ICE is performed via an ECU using suitable control logics to optimize, in terms of consumptions, emissions and battery energy management, the performance of the global system.

### Introduction

In the last years the legislation scenario and the attention to the environmental issues have changed, also in relation with the inconvenience produced by the traffic density in the most congested urban centers; as a consequence the research and development effort of the automotive and component manufacturers has changed, in order to better cope with the problems which did not allow up to now an industrial development of the environmental friendly electrically

propelled ve  
The range ar  
batteries pre  
volume) rem  
within the a  
establishmer  
A recent stu  
10% of the v  
electric vehi  
contrary, the  
would allow  
This study, v  
puts in evid  
The introduc  
important ir  
congested u

### Alternative

The hybrid v  
an electric n  
Toward the  
examined. [1  
The addition  
originates th  
The two pov  
circulation i  
missions (th  
This configu

- it does not  
simplest c  
electric po
- it offers th  
cases of cr

On the other

- critical lay  
consideral
- vehicle pe  
to electric
- system ne

Another po  
generating i  
powertrain.  
For this cor

propelled vehicles.

The range and performance limits which are tied to the characteristics of the batteries presently available or under development (power, energy, weight, volume) remain the principal obstacle against the electric traction diffusion, even within the assumption of the european scenario which forecasts the establishment of areas with circulation reserved to ZEV vehicles.

A recent study of the MIP Consortium in Milan has put in evidence that only 10% of the vehicles in circulation in the Milan area could be substituted by electric vehicles, provided that they can assure a real range of 85 Km. On the contrary, the hybrid vehicles, featuring a range in pure electric of some 40 Km, would allow a substitution of approximately 90% of the vehicle park.

This study, whose results can be extended to other italian and european cities, puts in evidence the enormous potential of hybrid vehicle.

The introduction of such a vehicle into the market, could have indeed an important impact on the environmental quality improvement of the more congested urban areas and, in general, on the global pollution.

### **Alternative hybrid vehicle configurations**

The hybrid vehicle features a powertrain which integrates a thermal engine with an electric motor.

Toward the hybrid vehicle approach, various possible configurations have been examined. [1]

The addition of an independent electric powertrain on the thermal vehicle originates the simplest mixed configuration, called "dual mode".

The two powertrains operate in alternative, to meet the requirements of the circulation in typical urban areas (electric traction) or those of the extraurban missions (thermal engine).

This configuration allows the following advantages:

- it does not require the integration of two powertrains; as a matter of fact, the simplest configuration is related to a conventional front drive ICE to which an electric powertrain is added on the rear axle.
- it offers the possibility to make available a drive system on the two axles in the cases of critical mobility.

On the other hand, some constraints exist:

- critical layout due to the encumbrances on the two traction axles, with considerable modifications on structure and mechanics;
- vehicle performance in the thermal mode penalized by the higher weight due to electric motor, related electronics and batteries;
- system not optimized in terms of consumption and emissions.

Another possible configuration is the series hybrid, which is constituted by a generating unit (thermal engine/electric generator) and by the electric powertrain.

For this configuration, the following advantages are envisageable:



- utilization of the thermal engine within the most favourable working conditions in terms of efficiency. This offers the possibility, for a mission featuring variable speed and low power, of limiting the emissions of the traditional pollutants, to the minimum allowed by the technology;
- equal vehicle performance in the electric and hybrid modes.

On the other hand, the most important disadvantages of this configuration are:

- the number of installed components (two electrical machines besides the thermal engine), which have an impact on the vehicle in terms of weight, volume and cost;
- low efficiency over constant speed runs, as a consequence of the energy conversions (thermal-electrical-mechanical).

A further possible configuration is the parallel hybrid.

This solution, albeit a higher mechanical and system complexity, utilizes the combination of the two engines (thermal and electric), adding on the same shaft the respective torque and power to achieve the desired performance.

In this case the advantages of the system can be summarized as follows:

- low installed electric power, related to the urban mission, with consequent weight and volume reduction;
- possibility of a direct conversion of the thermal energy into mechanical, with higher global efficiency of the system;
- addition of the electric power to that of the thermal engine, with power peaks covered by the electric motor.

However, it is necessary to overcome the critical aspects deriving from the integration of the two systems, that are:

- mechanical complexity;
- complexity of the system for control and simultaneous management of the two propulsion systems.

As far as the cost aspect is concerned, taking as a reference an electric vehicle of the same size, the hybrid vehicle would feature as follows:

- the electric motor is of slightly smaller power;
- the battery can be of lower capacity (roughly one half);
- a thermal engine of relatively low power is added which is taken from the conventional mass production;
- a mechanical transmission is substituted to that of the electric vehicle; a specific mechanical interface is added.

Therefore, in this preliminary development phase, a not unreasonable goal would be a substantial equivalence of cost between the parallel hybrid and a pure electric vehicle of the same size.

## Research

The optim  
with the  
to the dev  
summariz

- city cen
- extraurt  
convent

The uncer  
procedure  
investigati  
best syner  
The cost o  
various ve  
vehicle.

Research a  
configurati  
compromi  
same char  
particular,  
modificati  
drawn from  
price of the  
In order to  
technical cl  
designed, r  
The global  
preliminary

## Overall ob

The perform  
convention  
electric and  
the cases of  
Throughout  
the deploy  
specification  
Tab. 2 exhib  
first phase  
considered f  
This choice  
of the system

## Research and development activity in FIAT

The optimum choice of the hybrid vehicle configuration is strictly connected with the mission. FIAT R&D activities in the field of electric traction are lined up to the development trend in Europe, where the reference mission can be summarized as follows:

- city centers with mobility restricted to ZEV vehicles
- extraurban and motorway runs with performances comparable to those of conventional vehicles.

The uncertainties of the evolution of the market and of the introduction procedures of the regulations did not prevent activities on large fields of investigation, both to assess the different technology options and to identify the best synergy of thermal/electric/hybrid vehicle.

The cost constraint requires a strong attention to the carry over among the various vehicles and in particular to the conventional normal production vehicle.

Research activities have been started on a hybrid vehicle with parallel configuration, derived from a conventional medium size car, pursuing the best compromise among technical complexity, cost and performance, keeping the same characteristics of roominess, comfort, active and passive safety; in particular, design solutions have been followed which limit the required modifications on the basic vehicle and optimize the number of components drawn from the conventional vehicles already in production, keeping the final price of the product within acceptable values.

In order to verify the functionality of the whole system and the potential of the technical choices, a demonstrator prototype of the hybrid vehicle has been designed, manufactured and tested both at the test bench and on the road.

The global objectives of the vehicle, the specifications of the subsystems and the preliminary experimental results are discussed in the following paragraphs.

### Overall objectives and systems specifications

The performances of the hybrid vehicle compared with those of the basic conventional vehicle are shown in Tab. 1, with reference to the operating modes electric and hybrid; the use of the pure "thermal" traction is considered only for the cases of some anomalous behaviour of the system.

Throughout a preliminary investigation with mathematical simulation models, the deployment of the overall objectives has been performed into subsystem specifications.

Tab. 2 exhibits the characteristics of the main group of the hybrid system. In this first phase of the project, the maintenance free Pb/Gel battery has been considered for the energy storage system.

This choice does not hinder the further use of new batteries for the optimization of the system in terms of weight and encumbrances.

## Vehicle Packaging

The hybrid vehicle under study is derived from the conventional model of normal production FIAT TEMPRA, which features a weight of some 1100 Kg and the following external dimensions:

- Length= 4354 mm; width= 1695 mm; Height= 1445 mm

The conversion requires a careful analysis of the main design constraints, which bring to a deep review of the layout of all subsystems, with a considerable weight increase related to the energy storage system and to the double drive system ( $\Delta$  weight ~450Kg).

The established layout is shown in Fig. 1.

In order to obtain dynamic characteristics equivalent to those of a conventional vehicle, it has been necessary to redefine the main parameters of the suspensions (stiffness, damping) according to the new operating conditions.

In order to obtain the same working conditions and driving comfort within the different modes, electric and hybrid, power steering and power braking are supplied by electrical pumps.

The weight increase of approximately 40% over the basic vehicle has requested considerable modifications on the structure in order to make the hybrid vehicle consistent with the safety standards and with the strength and the stiffness of conventional vehicles.

Preliminary analyses performed by means of computer simulations have produced indications on the guidelines to follow in the definition of the structural modifications.

In order to make the interventions compatible with the industrial constraints, it has been decided to modify the structure mainly in the lower part, as shown in the scheme of Fig. 2. With reference to consumption and emissions, the developed solution allows to counterbalance the negative effects due to the weight increase, since it allows to:

- install a thermal engine of reduced power insofar the maximum performances are given by the sum of the power of the thermal engine and of the electric motor, with benefits in terms of overall efficiency at the same total output power;
- recover energy during braking phases, thus reducing the negative impact due to weight increase;
- use the electric motor and the thermal engine in the highest efficiency conditions, through the optimization of the control strategy of the system;
- reduce the emissions both in transient and starting conditions, through an appropriate control strategy.

## Hybrid powertrain

In fig. 3 the main components of the hybrid powertrain are shown. Preliminary bench tests have been performed on all main components, in order to verify their characteristics in terms of performance, efficiency and encumbrances (Fig.4).

- Thermal e  
- The therm series pro potential  
The softw implemer stoichiom  
Further in DRIVE-B
- Electric mc  
- As a start reluctance  
The moto features a have been motor and
- Transmissi  
- In order t compatibl  
been impl  
The mechu toothed be  
An electro connector switching  
allowing h control str  
The power speed gear
- Control sys  
- The hybrid implement drivetrains control uni  
The electron  
- managem convention  
motor/inv  
- monitoring possibility range.

## Management

With reference control unit (E accelerator and hybrid, which vehicle is runn

- Thermal engine
  - The thermal engine defined for this application (1242 c.c.) is taken from the series production and features an injection system MPI, which allows better potential in terms of emission control.
  - The software of the electronic unit (WEBER IAW) has been modified to implement new control strategies in the transients and to achieve the stoichiometric control over the whole working range.
  - Further interventions have been necessary to equip the powertrain with the DRIVE-BY-WIRE system.
- Electric motor
  - As a starting point for the development of this project, a synchronous variable reluctance motor with high torque and efficiency has been adopted [2].
  - The motor, which has been designed for the application to an electric vehicle, features a high utilization range, low weight and reduced dimensions, which have been made possible by integrating the liquid cooling system both for the motor and for the inverter.
- Transmission
  - In order to reduce the modifications and, therefore, to make the solution compatible with the industrial needs, the integration of the two engines has been implemented through a parallel axles transmission scheme (Fig. 5).
  - The mechanical coupling between the two axles is performed through a toothed belt of kevlar fiber reinforced polymeric material.
  - An electromagnetic clutch has been designed and manufactured for the connection and disconnection of the thermal engine, for the automatic switching from the electric to hybrid mode also during vehicle run and for allowing higher flexibility within the definition and optimization of the control strategies.
  - The power transmission to the wheels is performed by a manually shifted 5 speed gearbox of normal production.
- Control system
  - The hybrid system is managed by an electronic control unit (ECU), which implements the working strategies of the vehicle and activates the two drivetrains through respectively the inverter for the electric motor and the control unit for the engine.
  - The electronic control unit will also have the following functions:
    - management of the dashboard warning lights which, besides the conventional warnings, also signal system trouble (high engine temperature, motor/inverter breakdown);
    - monitoring of the battery discharge current which gives the driver the possibility to have informations on S.O.C. and on the residual operating range.

### **Management strategies of the hybrid powertrain**

With reference to the configuration scheme shown in Fig. 5, the electronic control unit (ECU) manages the powertrain on the basis of the inputs of the accelerator and brake pedals, discriminating between the two modes, electric and hybrid, which are selected by the driver by means of a switch, also while the vehicle is running.

In the electric mode the accelerator pedal position defines the requested torque to the drivetrain.

By completely releasing the pedal a "regenerative braking" occurs; the braking effect, and the corresponding energy recovery is increased by pushing the brake pedal.

This constitutes a real opportunity to increase the range of the vehicle in ZEV areas, where frequent acceleration and deceleration phases occur.

For some reference cycles, Fig. 6 and 7 show the percentage of the kinetic energy which is possible to recover.

In the hybrid mode, both electric motor and thermal engine are "active"; the thermal engine is controlled through the DRIVE-BY-WIRE system.

The driver, through the accelerator pedal position, sets the total traction torque; this is splitted between the two drivelines in such a way to meet the following objectives:

- To assure a good driveability of the vehicle:
  - the torque splitting between the two drivelines occurs automatically.  
Therefore the driveability is totally similar to that of a conventional vehicle with manual gearbox.
- To optimize the consumptions:
  - by means of the regenerative braking and of control strategies optimized in such a way that the braking torque during the deceleration phases is supplied by the electric motor (the thermal engine is disconnected).  
Depending on the state of charge of the batteries and on the autonomy range set by the driver (in hybrid mode it is possible to recharge the batteries) the control system allows also to introduce only the electric traction in the phases in which the thermal engine would be requested to work in low efficiency conditions.
- To reduce the emissions:
  - the vehicle has been equipped with a heated catalyst, by which the warm-up of the main catalyst is performed while the thermal engine works at minimum r.p.m.;  
in any case, the vehicle operation in this phase is assured by the electric driveline.  
A further contribution to the emission reduction is achieved through the "steady state" management of the thermal engine in transient phases, while the torque demand is assured by the electric motor support (Fig. 8).

The system is designed in such a way to allow the battery recharge from the mains, either overnight, or through external interim recharge from infrastructure facilities.

This possibility allows to achieve an improved overall energetical figure, also according to the concept to use alternative primary energy sources and to use the overnight electricity.

### Prototype

In order to validate on vehicle the suitability of the developed solutions in terms of driveability, performance, fuel consumption and emissions, a prototype has

been made  
performance  
between  
evidence  
from 40 l  
hybrid co  
whole elc  
Fig. 10 sh  
obtained  
the regen  
The resul  
the hybrid  
conventio  
including  
than that  
According  
42 Km (F  
functiona  
all the dif  
simultane

### Conclus

A hybrid  
designed,  
The achie  
configural  
framework  
equivalen  
reduced.  
testing res  
despite of  
control str  
Furtherme  
for the po  
being com  
Moreover,  
prototype,  
componen

### Referenc

- [1] "Euro  
emiss  
ATA  
Relia
- [2] "Trac  
Géne

been manufactured and tested (Fig. 9). The experimental results related to the performances are summarized in Tab. 3 and show a substantial equivalence between the reference conventional vehicle and the hybrid prototype, putting in evidence for the hybrid prototype a considerable reduction of acceleration times from 40 Km/h. This condition is especially connected with the choice of a parallel hybrid configuration, which allows to add to the thermal engine power the whole electric motor power in every working condition.

Fig. 10 shows the preliminary consumption results over some driving cycles obtained with a simplified control strategy which does not include, in particular, the regenerative braking.

The results show that, despite the weight increase and with simplified control, the hybrid vehicle features a fuel consumption comparable with that of a conventional vehicle. This means that, with an optimized control strategy, including regenerative braking, the fuel consumption can be expected to be lower than that of a conventional vehicle.

According to test results, the range over the urban cycle in pure electric mode is 42 Km (Fig. 11). Furthermore, preliminary tests have demonstrated the functionality of the system and the achievement of the driving comfort targets in all the different operating modes, without critical aspects in the phases of simultaneous management of the two drivelines.

## Conclusions

A hybrid vehicle prototype, derived from a normal production car, has been designed, manufactured and tested.

The achieved preliminary results show the real possibility for the parallel hybrid configuration to meet the most demanding mobility requirements in the framework of the established mission, with fuel consumption and performance equivalent to those of the conventional vehicles and with global emissions reduced. In particular, fuel consumption has been demonstrated by preliminary testing results, to reach levels comparable with those of the reference vehicle, despite of higher weight, with a further reduction potential through optimized control strategy including regenerative braking.

Furthermore the developed solution has put in evidence the possibility of using, for the powertrain, common components of series produced cars (carry over), being compatible with medium size vehicles.

Moreover, an extended experimentation, actually being carried out on the prototype, will supply further indications and data for future development on components and on optimum control strategies.

## References

- [1] "European hybrid technology development approaching efficient zero emission mobility (HY-ZEM)" - S. Friedmann et al. - Proceedings of the 4th ATA International Conference "New design Frontiers for More Efficient, Reliable and Ecological Vehicles" - Florence, Italy, march 1994.
- [2] "Traction motors for electrically propelled vehicles" - G. Brusaglino - Revue Général de l'Electricité, ISSN 0035 - 3116, n° 10, November 1993, p. 65-68.

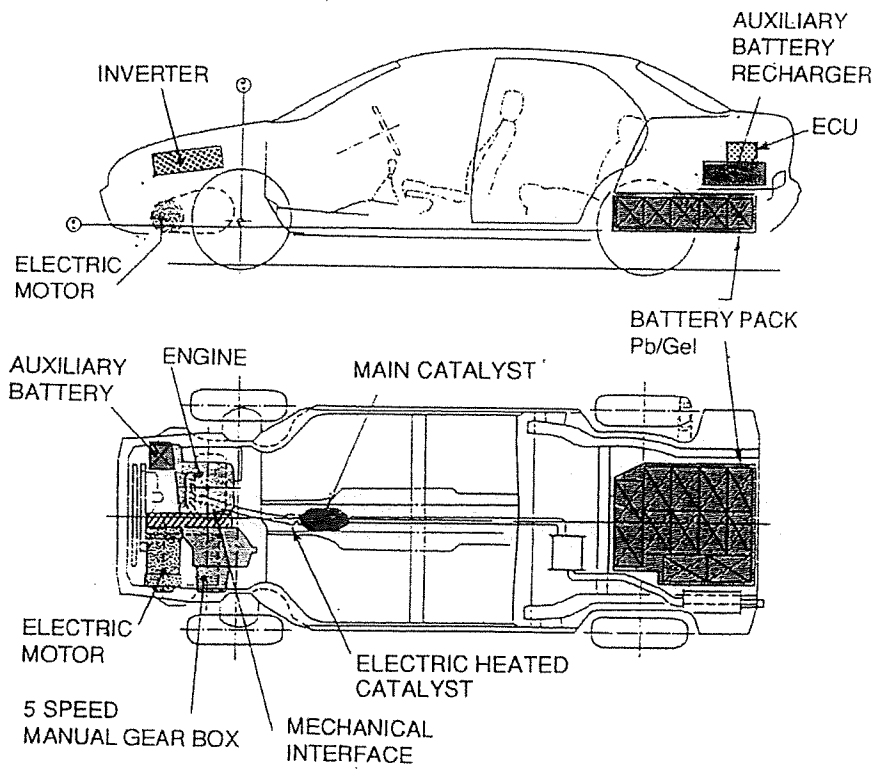


FIGURE 1  
VEHICLE PACKAGING

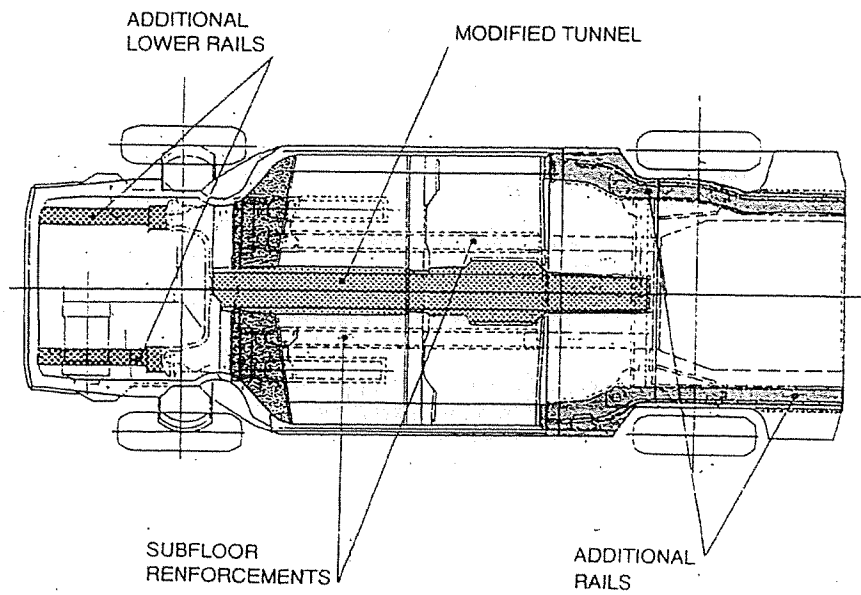


FIGURE 2  
STRUCTURAL LAYOUT

466




FIGURE 3  
POWERTRAIN UNIT

FIGURE 4  
POWERTRAIN BENCH TEST

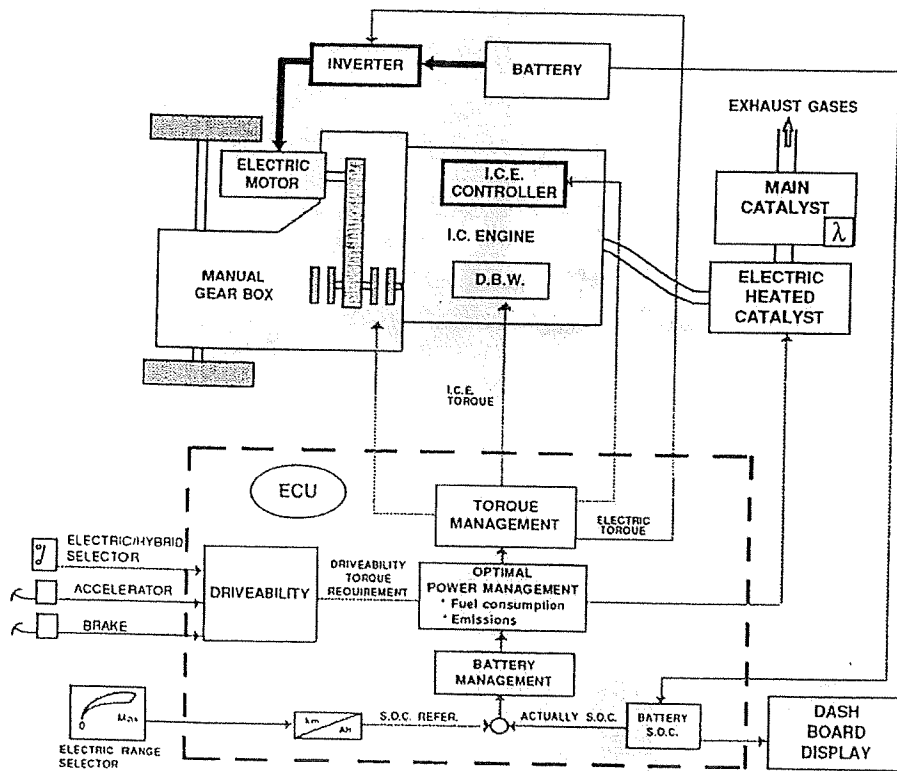


FIGURE 5  
HYBRID CONTROL SYSTEM LAYOUT



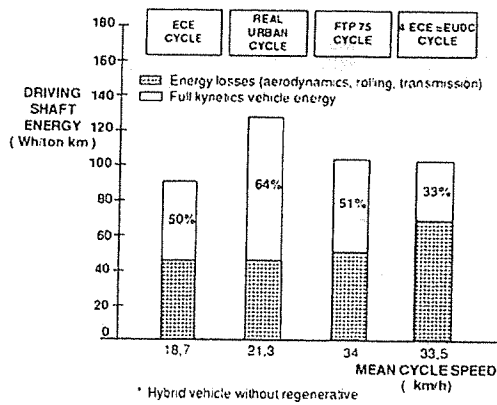


FIGURE 6  
VEHICLE ENERGY DISTRIBUTION

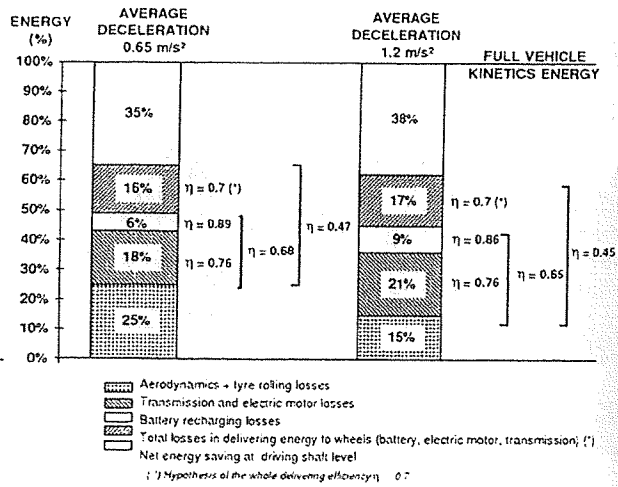


FIGURE 7  
EXPERIMENTAL TESTS ON REGENERATIVE  
BRAKING EFFICIENCY

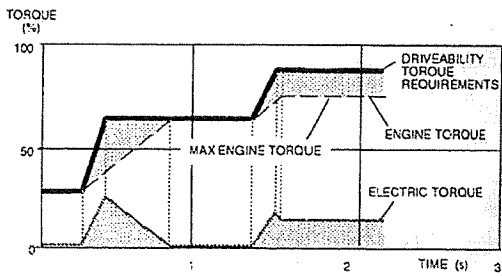


FIGURE 8  
DRIVING TORQUE MANAGEMENT



FIGURE 9  
FIAT TEMPRA HYBRID PROTOTYPE

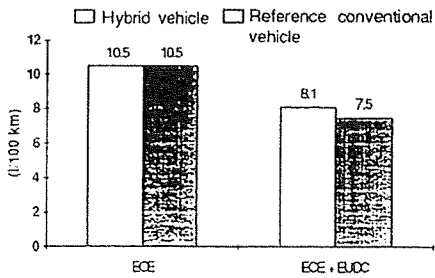


FIGURE 10  
FUEL CONSUMPTIONS

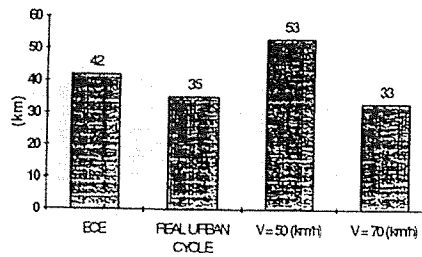


FIGURE 11  
ELECTRIC RANGE

	ELECTRIC MODE	HYBRID MODE	REFERENCE CONVENTIONAL VEHICLE
TOP SPEED (km/h)	80	155 (130 continuous)	160
ACCELERATION (0-50 km/h) (s)	12	5	4.5
MAX GRADEABILITY (%)	25	25	25
RANGE (ECE CYCLE) (km)	35	250	-
EMISSION	ZEV	Less than reference conventional vehicle	-
CONSUMPTION	-	As the reference conventional vehicle	-

TABLE 1  
HYBRID VEHICLE REQUIREMENTS

ENGINE	<ul style="list-style-type: none"> <li>• Max power 55 kW (6000 RPM)</li> <li>• Max torque 110 Nm (1500 RPM)</li> <li>• Electric heated catalyst</li> </ul>
ELECTRIC MOTOR	<ul style="list-style-type: none"> <li>• Peak power 21,5 kW (nominal Power 12 kW)</li> <li>• Peak torque 130 Nm (Nominal Torque 75 Nm)</li> <li>• Liquid cooling</li> </ul>
TRANSMISSION	<ul style="list-style-type: none"> <li>• Mechanical interface (engine/electric motor) with electromagnetic clutch and polymeric belt</li> <li>• Five speeds manual gear box</li> </ul>
BATTERY PACK	<ul style="list-style-type: none"> <li>• Lead-gel maintenance free</li> <li>• Voltage 216 V</li> <li>• Energy 10.8 kWh</li> <li>• Mass 360 kg</li> </ul>

TABLE 2  
POWERTRAIN CHARACTERISTICS

PERFORMANCES		ELECTRIC	HYBRID	REFERENCE CONVENTIONAL VEHICLE
TOP SPEED (km/h)		98	158	160
ACCELERATION	0÷50 km/h (s)	13	5.9	5.5
	0÷400 m (s)	-	21.6	20.5
ACCELERATION IN IV FROM 40 km/h	40÷80 km/h (s)	31.6	11.2	15
	40÷100 km/h (s)	-	19.6	22.2

TABLE 3  
HYBRID PROTOTYPE PERFORMANCE

F V S 1 2

Volume 2  
Sessions 3A-6D  
Poster Sessions

SYMPOSIUM PROCEEDINGS

629.2293  
In83s  
1994  
v.2

UNIVERSITY OF ILLINOIS-URBANA



3 0112 000153434



Electric Vehicle Association of the Americas (EVAA)  
601 California Street, Suite 502  
San Francisco, California 94108

S

O C C E E D I N G S



Stein, Jeffrey L - stein Faculty

Title: Symposium proceedings : 12th International Electric Vehicle Symposium : December 5-7, 1994, Disneyland Hotel and Convention Center, Anaheim, California /

Author:

Due Date: 08/07/14 Pieces: 2

Delivery preference: Departmental Delivery Mechanical Engineering 2292 G G Brown

TN: 2101082 UIU I 125502964

cic

Restrictions: 2 PEICES; VOL 1-2

me 2, Sessions 3A-6D  
er Sessions

12TH  
INTERNATIONAL  
ELECTRIC VEHICLE  
SYMPOSIUM (EVS-12)  
Electric Vehicle Exposition

Electric Vehicle Association  
of the Americas (EVAA)

General Electric Institute  
Electric Power Research Institute  
General Motors Corporation  
Department of Energy

**Return instructions:**

Return book with its band and label  
to any of the libraries listed at  
[www.lib.umich.edu/interlibrary-loan](http://www.lib.umich.edu/interlibrary-loan)

DO NOT USE CAMPUS MAIL

PROPERTY OF L. URBAN-GAMMETER

PROPERTY OF L. URBANA GUARDIA

PROPERTY OF I. DEBRA CAMPBELL