

P GVCRR EXHIBIT 1009

PART 1

IN THE UNITED STATES DISTRICT COURT
FOR THE WESTERN DISTRICT OF TEXAS
AUSTIN DIVISION

CROSSROADS SYSTEMS, INC.,

Plaintiff,

v.

ORACLE CORPORATION,

Defendant.

§
§
§
§
§
§
§
§
§
§

CIVIL ACTION NO. 1:14-CV-00895-SS

JURY DEMANDED

CROSSROADS SYSTEMS, INC.'S CONCISE STATEMENT OF INFRINGEMENT

Crossroads Systems, Inc. (“Crossroads”) alleges that Oracle Corporation (“Oracle”) infringes United States Patent No. 6,425,035 (the “’035 Patent”), United States Patent No. 7,934,041 (the “’041 Patent”) and United States Patent No. 7,051,147 (the “’147 Patent”).¹ More particularly, Crossroads alleges that Oracle infringes directly and indirectly, either literally or under the doctrine of equivalents, Claims 1-4 and 7-14 of the ’035 Patent. Crossroads further alleges that Oracle infringes directly and indirectly, either literally or under the doctrine of equivalents, Claims 1-3, 5, 6, 10-12, 14-16, 19, 37-39, 41-42, 46-48, 50-52 of the ’041 Patent. Crossroads further alleges that Oracle infringes directly and indirectly, either literally or under the doctrine of equivalents, Claims 1-4, 6-16, 18-19, 21-23, 25-26, 28-30, 32-35 and 37-38 of the ’147 Patent.²

Crossroads alleges that Oracle has infringed the ’035 and ’041 Patents by making, using, offering to sell, importing and/or selling its Pillar Axiom systems with FC SAN Slammers, iSCSI SAN Slammers and Combination FC/iSCSI SAN Slammers,³ ZFS Storage Appliances,⁴ Sun Storage Unified Storage Systems,⁵ Sun Storage Arrays and Sun StorageTek Arrays with FC or iSCSI interfaces,⁶ Sun StorageTek NAS Appliances,⁷ Oracle Servers with Solaris with SCSI

¹ The ’035, ’041 and ’147 Patents disclose apparatuses and methods for providing access controls/controlling access between hosts and remote storage, allowing access to remote storage using native low level block protocols. The ’035 Patent and ’041 Patent provide access controls/control access between hosts and “remote” storage, where the storage is remote if there is a serial network transport medium connection between host and storage. The ’147 Patent, on the other hand, requires that the transport mediums between the host and storage be fibre channel transport mediums, a particular example of a serial transport medium.

² This statement is preliminary as Crossroads has received no discovery from Oracle. Crossroads reserves the right to supplement and/or amend its positions herein based upon further information obtained during the discovery process, claim construction or further analysis (including adding additional infringing products Crossroads may determine that Oracle makes, uses, offers to sell, sells or imports (or has made, used, offered to sell, sold or imported), other than those specifically called out below that infringe one or more of the ’035, ’041 and ’147 Patents).

³ For example, Pillar Axiom 300 and Pillar Axiom 600.

⁴ For example, Sun ZFS Storage 7120 Appliance, Sun ZFS Storage 7320 Appliance, Sun ZFS Storage 7420 Appliance, ZS3-2 Storage Appliance, ZS3-4 Storage Appliance.

⁵ For example, Sun Unified Storage Systems 7110, 7210, 7310, 7410.

⁶ For example, Sun StorageTek 6140 Array, Sun StorageTek 6540 Array, Sun StorageTek 2540 Array, Sun Storage 6180 Array, Sun Storage 2540-M2 Array.

Target Mode Framework (STMF)⁸ (the “Accused Devices”) and Solaris with STMF (the “Accused Software Product”). Crossroads further alleges that Oracle has infringed the ’147 Patent by making, using, offering to sell, importing and/or selling its Pillar Axiom systems with FC SAN Slammers and Combination FC/iSCSI SAN Slammers⁹ and Sun Storage Arrays and Sun StorageTek Arrays with FC interfaces and FC storage¹⁰ (the “Accused Fibre-to-Fibre Devices”).

I. ’035 Patent

With respect to Claim 1 (and the asserted claims depending from Claim 1), the Accused Devices and systems implementing the Accused Software Products infringe by providing virtual local storage on remote storage devices to hosts so that the storage appears to the host as locally connected (despite the fact that the storage is indirectly connected to the host through at least one serial transport medium).¹¹ Claim 1 recites various hardware limitations, such as a buffer, first controller, second controller and supervisor unit each of which are included in the Accused Devices and systems implementing the Accused Software Products. The Accused Devices and the Accused Software Products provide a map that creates a path between the host and the storage that includes a representation of the host (*e.g.*, World Wide Name or IQN) and a representation of the storage (*e.g.*, LUN). In this way, the Accused Devices and Accused Software Products allocate subsets of storage to associated host(s) so that a particular subset of storage is accessible by only the associated host(s), thereby providing controls which limit

⁷ For example, Sun StorageTek 5320 NAS Appliance.

⁸ For example, Oracle SPARC and x86 Servers with Solaris with STMF.

⁹ For example, Pillar Axiom 300 and Pillar Axiom 600.

¹⁰ For example, Sun StorageTek Sun StorageTek 6140 Array, Sun StorageTek 6540 Array, Sun Storage 6180 Array.

¹¹ Attached hereto as Exhibits A1-A5 are claims charts showing infringement of the ’035 Patent by exemplary Oracle products.

host(s) access to the storage.¹² The Accused Devices and systems implementing the Accused Software Products receive native low level block protocol commands (*e.g.*, SCSI commands) from the hosts via a serial network transport (*e.g.*, fibre channel, iSCSI transport) to allow hosts to access storage using native low level block protocols (*i.e.*, protocols that do not require the overhead of high level protocols or file systems typically required of network servers (*e.g.*, the SCSI protocol)).¹³

With respect to Claim 7 (and the asserted claims depending from Claim 7), Oracle provides instructions to users regarding how to operate its Accused Devices and Accused Software Products in a storage network.¹⁴ With respect to Claim 11 (and the asserted dependent claims), the Accused Devices and Accused Software Products perform and are used to perform the claimed method of providing virtual local storage.¹⁵

II. '041 Patent

With respect to Claim 1 (and the asserted claims depending from Claim 1), the Accused Devices and systems implementing the Accused Software Products infringe by providing virtual local storage on remote storage devices to hosts so that the storage appears to the host as locally

¹² Oracle describes the ability of Pillar Axiom systems to provide the claimed access controls as “LUN mapping.” With respect to the ZFS Storage Appliances, Oracle describes the ability to provide the claimed access controls by associating LUNs with initiator groups and states “when a LUN is associated with a specific initiator group, the LUN will only be visible to initiators in the group” and “a LUN can only be seen by the initiators in the group or groups to which it belongs.” With respect to the Sun Storage Arrays and Sun StorageTek Arrays, Oracle describes the ability to provide the claimed access controls by “mapping a host to a volume.” With respect to Sun StorageTek NAS Appliances, Oracle describes the ability to provide the claimed access controls by defining “which Internet Small Computer Systems (iSCSI) initiators can access a logical unit number (LUN) by creating an iSCSI access list.” Oracle describes the ability of the Accused Software Products to provide the claimed access controls as “selective mapping” that “enables you to specify the hosts that can access the LUN.” Regardless of how it is phrased, each of the Accused Devices and Accused Software Products include the capability of mapping storage to hosts and only allowing host(s) to access storage this is mapped to such host(s).

¹³ Oracle provides instructions to operate systems using the Accused Software Products as the claimed storage router and the Accused Software Products have no alternative function other than to operate in a storage router as claimed in Claim 1 of the '035 Patent.

¹⁴ The Accused Devices and Accused Software products have no alternative function other than to operate in a storage network as claimed in Claim 7 of the '035 Patent.

¹⁵ Oracle provides instructions to perform the method of providing virtual local storage as claimed using its Accused Devices and Accused Software Products. The Accused Devices and Accused Software Products have no alternative function other than to operate in accordance with the method as claimed in Claim 11 of the '035 Patent.

connected (despite the fact that the storage is indirectly connected to the host through at least one serial transport medium).¹⁶ Claim 1 recites various hardware limitations, such as a first controller and processing device each of which are included in the Accused Devices and systems implementing the Accused Software Products. The Accused Devices and the Accused Software Products provide a map that creates a path between the host and the storage that includes a representation of the host (*e.g.*, World Wide Name or IQN) and a representation of the storage space (*e.g.*, LUN). In this way, the Accused Devices and Accused Software Products allocate subsets of storage to associated host(s) so that a particular subset of storage is accessible by only the associated host(s), thereby providing controls which limit host(s) access to the storage. The Accused Devices and systems implementing the Accused Software Products receive native low level block protocol commands (*e.g.*, SCSI commands) from the hosts via their serial transport (*e.g.*, fibre channel, iSCSI transport) to allow hosts to access storage using native low level block protocols (*i.e.*, protocols that do not require the overhead of high level protocols or file systems typically required of network servers (*e.g.*, the SCSI protocol)).¹⁷

With respect to Claim 37 (and the asserted dependent claims), the Accused Devices and Accused Software Products perform and are used to perform the claimed method of providing virtual local storage.¹⁸

III. '147 Patent

¹⁶ Attached hereto as Exhibits B1-B5 are claims charts showing infringement of the '041 Patent by exemplary Oracle products.

¹⁷ Oracle provides instructions to operate systems using the Accused Software Products as the claimed storage router and the Accused Software Products have no alternative function other than to operate in a storage router as claimed in Claim 1 of the '041 Patent.

¹⁸ Oracle provides instructions to perform the method of providing virtual local storage as claimed using its Accused Devices and Accused Software Products. The Accused Devices and Accused Software Products have no alternative function other than to operate in accordance with the method as claimed in Claim 37 of the '041 Patent.

With respect to Claims 1 and 14 (and the asserted claims depending from Claims 1 and 14), the Accused Fibre-to-Fibre Devices infringe by providing virtual local storage on remote storage devices to hosts so that the storage appears to the host as locally connected (despite the fact that the Fibre-to-Fibre Devices communicate with both hosts and storage using fibre channel transports).¹⁹ Each of the Accused Fibre-to-Fibre Devices maintains a configuration that maps between host devices and subsets of storage. The Accused Fibre-to-Fibre Devices allocate subsets of storage to associated host(s) so that a particular subset of storage is accessible by only the associated host(s), thereby providing controls which limit host(s) access to the storage. The Accused Fibre-to-Fibre Devices receive native low level block protocol commands (*e.g.*, SCSI commands) from the hosts via a serial Fibre Channel transport to allow hosts to access storage using native low level block protocols.

With respect to Claim 6 (and the asserted claims depending from Claim 6), Oracle provides instructions to users regarding how to operate the Accused Fibre-to-Fibre Devices in a storage network. With respect to Claims 21 and 34 (and the asserted claims depending from Claims 21 and 34), Oracle provides instructions to users regarding how to operate the Accused Fibre-to-Fibre Devices in a system. With respect to Claims 10 and 28 (and the asserted claims depending from Claims 10 and 28), the Accused Fibre-to-Fibre Devices perform the claimed method and Oracle provides instructions to users regarding how to perform the method as claimed using the Accused Fibre-to-Fibre Devices.^{20, 21}

¹⁹ Attached hereto as Exhibits C1-C2 are claims charts showing infringement of the '147 Patent by exemplary Oracle products.

²⁰ The Accused Fibre-to-Fibre Devices have no alternative function other than to operate in a storage network as claimed in Claim 6 and system as claimed in Claim 21 of the '147 Patent. The Accused Fibre-to-Fibre Devices have no alternative function other than to operate in accordance with the methods as claimed in claims 10 and 28.

²¹ Attached hereto as Exhibits D-K are the '035, '041 and '147 Patents and Prosecution Histories. At the request of the Court, Crossroads is submitting, by hand delivery, a copy of the prosecution histories on CD-ROM and a summary for each prosecution history.

Dated: April 9, 2014

Respectfully submitted,

By: /s/ Steven R. Sprinkle

Steven Sprinkle
Texas Bar No. 00794962
Elizabeth J. Brown Fore
Texas Bar No. 24001795
Sprinkle IP Law Group, PC
1301 W. 25th Street, Suite 408
Austin, Texas 78705
Tel: 512-637-9220
Fax: 512-371-9088
ssprinkle@sprinklelaw.com
ebrownfore@sprinklelaw.com

Susan K. Knoll
Texas Bar No. 11616900
Russell T. Wong
Texas Bar No. 21884235
James H. Hall
Texas Bar No. 24041040
Stephen D. Zinda
Texas Bar No. 24084147
WONG, CABELLO, LUTSCH,
RUTHERFORD & BRUCCULERI, L.L.P.
20333 SH 249, Suite 600
Houston, TX 77070
Tel: 832-446-2400
Fax: 832-446-2424
sknoll@counselip.com
rwong@counselip.com
jhall@counselip.com
szinda@counselip.com

*ATTORNEYS FOR PLAINTIFF
CROSSROADS SYSTEMS, INC.*

CERTIFICATE OF SERVICE

I hereby certify that on the 9th day of April, 2014, I electronically filed the foregoing with the Clerk of the Court using the CM/ECF system which will send notification of such filing to the following:

Patton C. Lochridge
McGINNIS, LOCHRIDGE & KILGORE, LLP
1300 Capitol Center
919 Congress Avenue
Austin, TX 78701

Jared Bobrow (*Pro Hac Vice*)
Sonal N. Mehta (*Pro Hac Vice*)
Jill J. Schmidt (*Pro Hac Vice*)
Aaron Y. Huang (*Pro Hac Vice*)
WEIL, GOTSHAL & MANGES, LLP
201 Redwood Shores Parkway
Redwood Shores, CA 94065.

/s/ Steven R. Sprinkle
Steven R. Sprinkle

EXHIBIT A1

U.S. Patent No. 6,425,035 Claims Chart – Pillar Axiom 300, Pillar Axiom 600

Claim Limitation	Pillar Axiom 300, Pillar Axiom 600
<p>I. A storage router for providing virtual local storage on remote storage devices to devices comprising:</p>	<p>The Pillar Axiom 300 and Pillar Axiom 600 with FC SAN Slammer, iSCSI SAN Slammer or Combination FC/iSCSI SAN Slammer (the “Pillar Axiom Systems”) are storage routers that provide virtual local storage on remote storage devices to other devices. The Pillar Axiom Systems allow hosts to connect to storage via a serial network transport medium, making the storage remote from the hosts. The storage appears to the hosts to be local.</p>
<p>a buffer providing memory work space for the storage router;</p>	<p>The Pillar Axiom Systems include cache memory.</p>
<p>a first controller operable to connect to and interface with a first transport medium;</p>	<p>The Pillar Axiom Systems have a host side controller that is operable to connect to and interface with a Fibre Channel transport medium (Pillar Axiom FC SAN Slammer, Pillar Axiom Combination FC/iSCSI SAN Slammer) or an iSCSI transport medium (Pillar Axiom iSCSI SAN Slammer, Pillar Axiom Combination FC/ iSCSI SAN Slammer).</p>
<p>a second controller operable to connect to and interface with a second transport medium; and</p>	<p>The Pillar Axiom Systems contain a second controller operable to connect to and interface with a Fibre Channel transport medium.</p>
<p>a supervisor unit coupled to the first controller, the second controller and the buffer,</p>	<p>The Pillar Axiom Systems contain a processor coupled as claimed.</p>
<p>the supervisor unit operable to map between devices connected to the first transport medium and the storage devices to implement access controls for storage space on the storage devices; and</p>	<p>The Pillar Axiom Systems assign Logical Unit Numbers (LUNs) to subsets of storage. The Pillar Axiom Systems further create a correspondence between a host computer and LUN (e.g., by WWN or iSCSI name) through LUN mapping to create a path between a host and the LUNs to which the host is mapped. The Pillar Axiom Systems control host to storage access because each host will only have access to the storage associated with the LUNs to which the host is mapped.</p>
<p>[the supervisor unit operable:] to process data in the buffer to interface between the first controller and the second controller to allow access from devices</p>	<p>The Pillar Axiom Systems receive SCSI commands (native low level block storage commands) transported over Fibre Channel or an iSCSI transport. The Pillar Axiom Systems allow host access to storage (in accordance with the map) using</p>

connected to the first transport medium to storage devices using native low level, block protocols.	these SCSI storage commands which do not include the overhead of high level protocols or file systems.
2. The storage router of claim 1, wherein the supervisor unit maintains an allocation of subsets of storage space to associated devices connected to the first transport medium, wherein each subset is only accessible by the associated device connected to the first transport medium.	The Pillar Axiom Systems maintain an allocation of subsets of storage to hosts by mapping one or more LUNs to one or more hosts. In this manner, each subset of storage associated with a LUN is accessible by only the host(s) that have been mapped to a LUN.
3. The storage router of claim 2, wherein the devices connected to the first transport medium comprise workstations.	The hosts connected to the Pillar Axiom Systems can be workstations.
4. The storage router of claim 2, wherein the storage devices comprise hard disk drives.	The storage connected to the Pillar Axiom Systems can be hard disk drives.
7. A storage network, comprising:	Oracle provides instructions to operate a storage network as claimed and the Pillar Axiom Systems have no other function than to operate in the claimed storage network.
a first transport medium;	See Claim 1.
a second transport medium;	See Claim 1.
a plurality of workstations connected to the first transport medium;	The hosts in the storage network can be workstations.
a plurality of storage devices connected to the second transport medium;	The Pillar Axiom Systems connect to storage devices via a second transport medium.
storage router interfacing between the first transport medium and the second transport medium, the storage router providing virtual local storage on the storage devices to the workstations and operable	The Pillar Axiom Systems are storage routers that provide virtual local storage as claimed.
to map between the workstations and the storage devices;	Mapping is conducted as recited above for Claim 1.

<p>to implement access controls for storage space on the storage devices;</p>	<p>Access controls are provided as recited above for Claim 1.</p>
<p>to allow access from the workstations to the storage devices using native low level, block protocol in accordance with the mapping and access controls.</p>	<p>Access is allowed as recited above for Claim 1.</p>
<p>8. The storage network of claim 7, wherein the access controls include an allocation of subsets of storage space to associated workstations, wherein each subset is only accessible by the associated workstation.</p>	<p>See Claim 2.</p>
<p>9. The storage network of claim 7, wherein the storage devices comprise hard disk drives.</p>	<p>See Claim 4.</p>
<p>10. The storage network of claim 7, wherein the storage router comprises:</p>	
<p>a buffer providing memory work space for the storage router;</p>	<p>See Claim 1.</p>
<p>a first controller operable to connect to and interface with the first transport medium, the first controller further operable to pull outgoing data from the buffer and to place incoming data into the buffer</p>	<p>The first controller reads outgoing data from the memory and writes other data into the memory.</p>
<p>a second controller operable to connect to and interface with the second transport medium, the second controller further operable to pull outgoing data from the buffer and to place incoming data into the buffer;</p>	<p>The second controller reads outgoing data from the memory and writes other data into the memory.</p>
<p>a supervisor unit coupled to the first controller, the second controller and the buffer, the supervisor unit operable:</p>	<p>The Pillar Axiom Systems contain a processor coupled as claimed.</p>

to map between devices connected to the first transport medium and the storage devices,	Mapping is conducted as recited above for Claim 1.
to implement the access controls for storage space on the storage devices and to process data in the buffer to interface between the first controller and the second controller to allow access from workstations to storage devices.	Access controls are provided and access allowed as recited above for Claim 1.
11. A method for providing virtual local storage on remote storage devices connected to one transport medium to devices connected to another transport medium, comprising:	Oracle provides instructions to perform the method as claimed, and provides the Pillar Axiom Systems having no other function than to operate according to the claimed method.
interfacing with a first transport medium;	<i>See</i> Claim 1.
interfacing with a second transport medium;	<i>See</i> Claim 1.
mapping between devices connected to the first transport medium and the storage devices and implementing access controls for storage space on the storage devices;	Mapping and providing access controls are provided as recited above for Claim 1.
allowing access from devices connected to the first transport medium to the storage devices using native low level, block protocols.	Allowing access is provided as recited above for Claim 1.
12. The method of claim 11, wherein mapping between devices connected to the first transport medium and the storage devices includes allocating subsets of storage space to associated devices connected to the first transport medium, wherein each subset is only accessible by the associated device connected to the first transport medium.	<i>See</i> Claim 2.
13. The method of claim 12, wherein the devices connected to the first transport medium comprise workstations.	<i>See</i> Claim 3.

14. The method of claim 12, wherein the storage devices comprise hard disk drives.

See Claim 4.

EXHIBIT A2

U.S. Patent No. 6,425,035 Claims Chart – ZFS Storage Appliance

Claim Limitation	ZFS Storage Appliance
<p>1. A storage router for providing virtual local storage on remote storage devices to devices comprising:</p>	<p>The Sun ZFS Storage 7120 Appliance, Sun ZFS Storage 7320 Appliance, Sun ZFS Storage 7420 Appliance, Oracle ZFS Storage ZS3-2 Appliance and Oracle ZFS Storage ZS3-4 Appliance (the “Oracle ZFS Storage Appliances”) are storage routers that provide virtual local storage on remote storage devices to other devices. The Oracle ZFS Storage Appliances allow hosts to connect to storage via a serial network transport medium, making the storage remote from the hosts. The storage appears to the hosts to be local.</p>
<p>a buffer providing memory work space for the storage router;</p>	<p>The Oracle ZFS Storage Appliances include cache memory.</p>
<p>a first controller operable to connect to and interface with a first transport medium;</p>	<p>The Oracle ZFS Storage Appliances have a host side controller that is operable to connect to and interface with an iSCSI transport medium or a Fibre Channel transport medium.</p>
<p>a second controller operable to connect to and interface with a second transport medium; and</p>	<p>Oracle ZFS Storage Appliances contain a second controller operable to connect to and interface with a second transport medium (e.g., SAS, SATA)</p>
<p>a supervisor unit coupled to the first controller, the second controller and the buffer,</p>	<p>The Oracle ZFS Storage Appliances contain a processor coupled as claimed.</p>
<p>the supervisor unit operable to map between devices connected to the first transport medium and the storage devices to implement access controls for storage space on the storage devices; and</p>	<p>The Oracle ZFS Storage Appliances assign Logical Unit Numbers (LUNs) to subsets of storage. The Oracle ZFS Storage Appliances further create a correspondence between a host computer and LUN (e.g., by WWN or iSCSI name) by assigning LUNs to initiator groups to create a path between a host and the LUNs to which the host is mapped. The Oracle ZFS Storage Appliances control host to storage access because each host will only have access to the storage associated with the LUNs to which the host is mapped.</p>
<p>[the supervisor unit operable:] to process data in the buffer to interface between the first controller and the second controller to allow access from devices</p>	<p>The Oracle ZFS Storage Appliances receive SCSI commands (native low level block storage commands) transported over Fibre Channel or an iSCSI transport. The Oracle ZFS Storage Appliances allow host access to storage (in accordance</p>

connected to the first transport medium to storage devices using native low level, block protocols.	with the map) using these SCSI storage commands which do not include the overhead of high level protocols or file systems.
2. The storage router of claim 1, wherein the supervisor unit maintains an allocation of subsets of storage space to associated devices connected to the first transport medium, wherein each subset is only accessible by the associated device connected to the first transport medium.	The Oracle ZFS Storage Appliances maintain an allocation of subsets of storage to hosts by mapping one or more LUNs to one or more hosts. In this manner, each subset of storage associated with a LUN is accessible by only the host(s) that have been mapped to a LUN.
3. The storage router of claim 2, wherein the devices connected to the first transport medium comprise workstations.	The hosts connected to the Oracle ZFS Storage Appliances can be workstations.
4. The storage router of claim 2, wherein the storage devices comprise hard disk drives.	The storage connected to the Oracle ZFS Storage Appliances can be hard disk drives.
7. A storage network, comprising:	Oracle provides instructions to operate a storage network as claimed and the Oracle ZFS Storage Appliances have no other function than to operate in the claimed storage network.
a first transport medium;	See Claim 1.
a second transport medium;	See Claim 1.
a plurality of workstations connected to the first transport medium;	The hosts in the storage network can be workstations.
a plurality of storage devices connected to the second transport medium;	The Oracle ZFS Storage Appliances connect to storage devices via a second transport medium.
storage router interfacing between the first transport medium and the second transport medium, the storage router providing virtual local storage on the storage devices to the workstations and operable	The Oracle ZFS Storage Appliances are storage routers that provide virtual local storage as claimed.
to map between the workstations and the storage devices;	Mapping is conducted as recited above for Claim 1.

<p>to implement access controls for storage space on the storage devices;</p>	<p>Access controls are provided as recited above for Claim 1.</p>
<p>to allow access from the workstations to the storage devices using native low level, block protocol in accordance with the mapping and access controls.</p>	<p>Access is allowed as recited above for Claim 1.</p>
<p>8. The storage network of claim 7, wherein the access controls include an allocation of subsets of storage space to associated workstations, wherein each subset is only accessible by the associated workstation.</p>	<p>See Claim 2.</p>
<p>9. The storage network of claim 7, wherein the storage devices comprise hard disk drives.</p>	<p>See Claim 4.</p>
<p>10. The storage network of claim 7, wherein the storage router comprises:</p>	
<p>a buffer providing memory work space for the storage router;</p>	<p>See Claim 1.</p>
<p>a first controller operable to connect to and interface with the first transport medium, the first controller further operable to pull outgoing data from the buffer and to place incoming data into the buffer</p>	<p>The first controller reads outgoing data from the memory and writes other data into the memory.</p>
<p>a second controller operable to connect to and interface with the second transport medium, the second controller further operable to pull outgoing data from the buffer and to place incoming data into the buffer;</p>	<p>The second controller reads outgoing data from the memory and writes other data into the memory.</p>
<p>a supervisor unit coupled to the first controller, the second controller and the buffer, the supervisor unit operable:</p>	<p>The Oracle ZFS Storage Appliances contain a processor coupled as claimed.</p>

to map between devices connected to the first transport medium and the storage devices,	Mapping is conducted as recited above for Claim 1.
to implement the access controls for storage space on the storage devices and to process data in the buffer to interface between the first controller and the second controller to allow access from workstations to storage devices.	Access controls are provided and access allowed as recited above for Claim 1.
11. A method for providing virtual local storage on remote storage devices connected to one transport medium to devices connected to another transport medium, comprising:	Oracle provides instructions to perform the method as claimed, and provides the Oracle ZFS Storage Appliances having no other function than to operate according to the claimed method.
interfacing with a first transport medium;	See Claim 1.
interfacing with a second transport medium;	See Claim 1.
mapping between devices connected to the first transport medium and the storage devices and implementing access controls for storage space on the storage devices;	Mapping and providing access controls are provided as recited above for Claim 1.
allowing access from devices connected to the first transport medium to the storage devices using native low level, block protocols.	Allowing access is provided as recited above for Claim 1.
12. The method of claim 11, wherein mapping between devices connected to the first transport medium and the storage devices includes allocating subsets of storage space to associated devices connected to the first transport medium, wherein each subset is only accessible by the associated device connected to the first transport medium.	See Claim 2.
13. The method of claim 12, wherein the devices connected to the first transport medium comprise workstations.	See Claim 3.

14. The method of claim 12, wherein the storage devices comprise hard disk drives.	<i>See Claim 4.</i>
--	---------------------

EXHIBIT A3

U.S. Patent No. 6,425,035 Claims Chart –Sun Storage 2540-M2 Array

Claim Limitation	Oracle Sun Storage 2540-M2 Array
<p>1. A storage router for providing virtual local storage on remote storage devices to devices comprising:</p>	<p>The Oracle Sun Storage 2540-M2 Array (the “2540-M2 Array”) is a storage router that provides virtual local storage on remote storage devices to other devices. The 2540-M2 Array allows hosts to connect to storage via a serial network transport medium, making the storage remote from the hosts. The storage appears to the hosts to be local.</p>
<p>a buffer providing memory work space for the storage router;</p>	<p>The 2540-M2 Array includes cache memory.</p>
<p>a first controller operable to connect to and interface with a first transport medium;</p>	<p>The 2540-M2 Array has a host side controller that is operable to connect to and interface with a Fibre Channel transport medium.</p>
<p>a second controller operable to connect to and interface with a second transport medium; and</p>	<p>The 2540-M2 Array contains a second controller operable to connect to and interface with a SAS transport medium.</p>
<p>a supervisor unit coupled to the first controller, the second controller and the buffer,</p>	<p>The 2540-M2 Array contains a processor coupled as claimed.</p>
<p>the supervisor unit operable to map between devices connected to the first transport medium and the storage devices to implement access controls for storage space on the storage devices; and</p>	<p>The 2540-M2 Array assigns volume Logical Unit Numbers (LUNs) to subsets of storage. The 2540-M2 Array further creates a correspondence between a host computer and LUN (e.g., by WWN) by mapping hosts and host groups to volume LUNs to create a path between a host and the LUNs to which the host is mapped. The 2540-M2 Array controls host to storage access because each host will only have access to the storage associated with the LUNs to which the host is mapped.</p>
<p>[the supervisor unit operable:] to process data in the buffer to interface between the first controller and the second controller to allow access from devices connected to the first transport medium to storage devices using native low level, block protocols.</p>	<p>The 2540-M2 Array receives SCSI commands (native low level block storage commands) transported over Fibre Channel. The 2540-M2 Array allows host access to storage (in accordance with the map) using these SCSI storage commands which do not include the overhead of high level protocols or file systems.</p>
<p>2. The storage router of claim 1, wherein the supervisor unit maintains an allocation of subsets of storage space to associated devices connected to the first transport medium, wherein each subset is only accessible by the associated</p>	<p>The 2540-M2 Array maintains an allocation of subsets of storage to hosts by mapping one or more LUNs to one or more hosts. In this manner, each subset of storage associated with a LUN is accessible by only the host(s) that have been mapped to a LUN.</p>

device connected to the first transport medium.	
3. The storage router of claim 2, wherein the devices connected to the first transport medium comprise workstations.	The hosts connected to the 2540-M2 Array can be workstations.
4. The storage router of claim 2, wherein the storage devices comprise hard disk drives.	The storage connected to the 2540-M2 Array can be hard disk drives.
7. A storage network, comprising:	Oracle provides instructions to operate a storage network as claimed and the 2540-M2 Array has no other function than to operate in the claimed storage network.
a first transport medium;	<i>See</i> Claim 1.
a second transport medium;	<i>See</i> Claim 1.
a plurality of workstations connected to the first transport medium;	The hosts in the storage network can be workstations.
a plurality of storage devices connected to the second transport medium;	The 2540-M2 Array connects to storage devices via a second transport medium.
storage router interfacing between the first transport medium and the second transport medium, the storage router providing virtual local storage on the storage devices to the workstations and operable	The 2540-M2 Array is a storage router that provides virtual local storage as claimed.
to map between the workstations and the storage devices;	Mapping is conducted as recited above for Claim 1.
to implement access controls for storage space on the storage devices;	Access controls are provided as recited above for Claim 1.
to allow access from the workstations to the storage devices using native low level, block protocol in accordance with the mapping and access controls.	Access is allowed as recited above for Claim 1.
8. The storage network of claim 7, wherein the access	<i>See</i> Claim 2.

<p>controls include an allocation of subsets of storage space to associated workstations, wherein each subset is only accessible by the associated workstation.</p>	
<p>9. The storage network of claim 7, wherein the storage devices comprise hard disk drives.</p>	<p>See Claim 4.</p>
<p>10. The storage network of claim 7, wherein the storage router comprises:</p>	
<p>a buffer providing memory work space for the storage router;</p>	<p>See Claim 1.</p>
<p>a first controller operable to connect to and interface with the first transport medium, the first controller further operable to pull outgoing data from the buffer and to place incoming data into the buffer</p>	<p>The first controller reads outgoing data from the memory and writes other data into the memory.</p>
<p>a second controller operable to connect to and interface with the second transport medium, the second controller further operable to pull outgoing data from the buffer and to place incoming data into the buffer;</p>	<p>The second controller reads outgoing data from the memory and writes other data into the memory.</p>
<p>a supervisor unit coupled to the first controller, the second controller and the buffer, the supervisor unit operable:</p>	<p>The 2540-M2 Array contains a processor coupled as claimed.</p>
<p>to map between devices connected to the first transport medium and the storage devices,</p>	<p>Mapping is conducted as recited above for Claim 1.</p>
<p>to implement the access controls for storage space on the storage devices and to process data in the buffer to interface between the first controller and the second controller to allow access from workstations to storage devices.</p>	<p>Access controls are provided and access allowed as recited above for Claim 1.</p>

<p>11. A method for providing virtual local storage on remote storage devices connected to one transport medium to devices connected to another transport medium, comprising:</p>	<p>Oracle provides instructions to perform the method as claimed, and provides the 2540-M2 Array having no other function than to operate according to the claimed method.</p>
<p>interfacing with a first transport medium;</p>	<p>See Claim 1.</p>
<p>interfacing with a second transport medium;</p>	<p>See Claim 1.</p>
<p>mapping between devices connected to the first transport medium and the storage devices and implementing access controls for storage space on the storage devices;</p>	<p>Mapping and providing access controls are provided as recited above for Claim 1.</p>
<p>allowing access from devices connected to the first transport medium to the storage devices using native low level, block protocols.</p>	<p>Allowing access is provided as recited above for Claim 1.</p>
<p>12. The method of claim 11, wherein mapping between devices connected to the first transport medium and the storage devices includes allocating subsets of storage space to associated devices connected to the first transport medium, wherein each subset is only accessible by the associated device connected to the first transport medium.</p>	<p>See Claim 2.</p>
<p>13. The method of claim 12, wherein the devices connected to the first transport medium comprise workstations.</p>	<p>See Claim 3.</p>
<p>14. The method of claim 12, wherein the storage devices comprise hard disk drives.</p>	<p>See Claim 4.</p>

EXHIBIT A4

U.S. Patent No. 6,425,035 Claims Chart – Solaris Servers/Oracle Solaris with STMF

Claim Limitation	Solaris Servers/Oracle Solaris with STMF
<p>I. A storage router for providing virtual local storage on remote storage devices to devices comprising:</p>	<p>Oracle provides instructions to operate a system using Oracle Solaris with STMF to act as a storage router that provides virtual local storage as claimed. The system allows hosts to connect to storage via a serial network transport medium, making the storage remote from the hosts. Oracle Solaris with STMF has no other function than to operate the claimed storage router.</p>
<p>a buffer providing memory work space for the storage router;</p>	<p>Oracle SPARC and x86 systems with Oracle Solaris with STMF having Ethernet or Fibre Channel interfaces (“Solaris Servers”) act as storage routers.</p> <p>Oracle provides instructions to operate a system using Oracle Solaris with STMF in which the system has system memory.</p>
<p>a first controller operable to connect to and interface with a first transport medium;</p>	<p>Solaris Servers have system memory.</p> <p>Oracle provides instructions to operate a system using Oracle Solaris with STMF in which the system has a host side controller that is operable to connect to and interface with an iSCSI transport medium or a Fibre Channel transport medium. Solaris Servers can be configured with a host side controller that is operable to connect to and interface with an iSCSI transport medium or a Fibre Channel transport medium.</p>
<p>a second controller operable to connect to and interface with a second transport medium; and</p>	<p>Oracle provides instructions to operate a system using Oracle Solaris with STMF in which the system has a second controller to connect to and interface with a second transport medium to communicate with storage. Solaris Servers are configured with a storage side controller that connects to the physical storage as deployed in the Solaris Server.</p>
<p>a supervisor unit coupled to the first controller, the second controller and the buffer,</p>	<p>Oracle provides instruction to operate a system using Oracle Solaris with STMF in which the system has a processor. The Solaris Servers contain a processor coupled as claimed.</p>
<p>the supervisor unit operable: to map between devices connected to the first transport medium and the storage devices to implement access controls for storage space on the storage devices; and</p>	<p>Oracle Solaris with STMF assigns Logical Unit Numbers (LUNs) to volumes. Oracle Solaris with STMF further creates a correspondence between a host computer and LUN through selective mapping to create a path between a host and the LUNs to which the host is mapped. Oracle Solaris with STMF controls host to storage access because each host will only have access to the storage space associated with the LUNs to which the host is mapped.</p>

<p>[the supervisor unit operable:] to process data in the buffer to interface between the first Channel controller and the second controller to allow access from devices connected to the first transport medium to storage devices using native low level, block protocols.</p>	<p>Oracle Solaris with STMF receives SCSI commands (native low level block storage commands) transported over Fibre Channel or an iSCSI transport. Oracle Solaris with STMF allows host access to storage (in accordance with the map) using these SCSI storage commands which do not include the overhead of high level protocols or file systems.</p>
<p>2. The storage router of claim 1, wherein the supervisor unit maintains an allocation of subsets of storage space to associated devices connected to the first transport medium, wherein each subset is only accessible by the associated device connected to the first transport medium.</p>	<p>Oracle Solaris with STMF maintains an allocation of subsets of storage to hosts by mapping one or more LUNs to one or more hosts. In this manner, each subset of storage associated with a LUN is accessible by only the host(s) that have been mapped to a LUN.</p>
<p>3. The storage router of claim 2, wherein the devices connected to the first transport medium comprise workstations.</p>	<p>Oracle provides instructions to operate the system using Oracle Solaris with STMF in which the hosts can be workstations. The hosts connected to the Solaris Servers can be workstations.</p>
<p>4. The storage router of claim 2, wherein the storage devices comprise hard disk drives.</p>	<p>Oracle provides instructions to operate the system using Oracle Solaris with STMF in which storage can be hard disk drives. Solaris Servers can include hard disk drives.</p>
<p>7. A storage network, comprising: a first transport medium; a second transport medium;</p>	<p>Oracle provides instructions to operate a storage network as claimed using Oracle Solaris with STMF and Solaris Servers. Oracle Solaris with STMF and Solaris Servers have no other function than to operate in the claimed storage network.</p>
<p>a plurality of workstations connected to the first transport medium;</p>	<p>See Claim 1.</p>
<p>a plurality of storage devices connected to the second transport medium;</p>	<p>See Claim 1.</p>
<p>storage router interfacing between the first transport medium and the second transport medium, the storage router providing virtual local storage on the storage devices to the workstations and operable</p>	<p>The hosts in the storage network can be workstations.</p>
<p>to map between the workstations and the storage</p>	<p>Oracle provides instructions to operate a storage network with multiple storage devices connected via the second transport medium.</p>
<p></p>	<p>Oracle provides instructions to operate a system using Oracle Solaris with STMF to act as a storage router that provides virtual local storage as claimed. The Solaris Servers are storage routers are storage routers that provide virtual local storage as claimed.</p>
<p></p>	<p>Mapping is conducted as recited above for Claim 1.</p>

devices;	
to implement access controls for storage space on the storage devices;	Access controls are provided as recited above for Claim 1.
to allow access from the workstations to the storage devices using native low level, block protocol in accordance with the mapping and access controls.	Access is allowed as recited above for Claim 1.
8. The storage network of claim 7, wherein the access controls include an allocation of subsets of storage space to associated workstations, wherein each subset is only accessible by the associated workstation.	See Claim 2.
9. The storage network of claim 7, wherein the storage devices comprise hard disk drives.	See Claim 4.
10. The storage network of claim 7, wherein the storage router comprises:	
a buffer providing memory work space for the storage router;	See Claim 1.
a first controller operable to connect to and interface with the first transport medium, the first controller further operable to pull outgoing data from the buffer and to place incoming data into the buffer	Oracle provides instructions to operate the system using Oracle Solaris with STMF in which the system has a host side controller that reads outgoing data from the memory and writes other data into the memory. The Solaris Servers include a first controller that reads outgoing data from the memory and writes other data into the memory.
a second controller operable to connect to and interface with the second transport medium, the second controller further operable to pull outgoing data from the buffer and to place incoming data into the buffer;	Oracle provides instructions to operate the system using Oracle Solaris with STMF in which the system has a storage side controller that reads outgoing data from the memory and writes other data into the memory. The Solaris Servers include a second controller that reads outgoing data from the memory and writes other data into the memory.
a supervisor unit coupled to the first controller, the second controller and the buffer, the supervisor unit operable:	Oracle provides instructions to operate a system using Oracle Solaris with STMF in which the system has a processor.

<p>to map between devices connected to the first transport medium and the storage devices,</p> <p>to implement the access controls for storage space on the storage devices and to process data in the buffer to interface between the first controller and the second controller to allow access from workstations to storage devices.</p>	<p>The Solaris Servers contain a processor coupled as claimed. Mapping is conducted as recited above for Claim 1.</p>
<p>11. A method for providing virtual local storage on remote storage devices connected to one transport medium to devices connected to another transport medium, comprising:</p>	<p>Access controls are provided and access allowed as recited above for Claim 1.</p>
<p>interfacing with a first transport medium;</p> <p>interfacing with a second transport medium;</p>	<p>Oracle provides instructions to perform the method as claimed, and provides the Solaris Servers and Oracle Solaris with STMF having no other function than to operate according to the claimed method. Oracle Solaris with STMF operates to provide virtual local storage on remote storage devices to other devices. Oracle Solaris with STMF allows hosts to connect to storage via a serial transport medium, making the storage remote from the hosts. The storage appears to the hosts to be local.</p> <p><i>See Claim 1.</i></p> <p><i>See Claim 1.</i></p>
<p>mapping between devices connected to the first transport medium and the storage devices and implementing access controls for storage space on the storage devices;</p>	<p>Mapping and providing access controls are provided as recited above for Claim 1.</p>
<p>allowing access from devices connected to the first transport medium to the storage devices using native low level, block protocols.</p>	<p>Allowing access is provided as recited above for Claim 1.</p>
<p>12. The method of claim 11, wherein mapping between devices connected to the first transport medium and the storage devices includes allocating subsets of storage space to associated devices connected to the first transport medium, wherein each subset is only accessible by the associated device connected to the first transport medium.</p>	<p><i>See Claim 2.</i></p>
<p>13. The method of claim 12, wherein the devices connected to the first transport medium comprise workstations.</p>	<p><i>See Claim 3.</i></p>

14. The method of claim 12, wherein the storage devices comprise hard disk drives.

See Claim 4.

EXHIBIT A5

U.S. Patent No. 6,425,035 Claims Chart – Sun StorageTek 5320 NAS Appliance

Claim Limitation	StorageTek 5320 NAS Appliance
<p>1. A storage router for providing virtual local storage on remote storage devices to devices comprising:</p>	<p>The Sun StorageTek 5320 NAS Appliances are storage routers that provide virtual local storage on remote storage devices to other devices. The Sun StorageTek 5320 NAS Appliances allow hosts to connect to storage via a serial network transport medium, making the storage remote from the hosts. The storage appears to the hosts to be local.</p>
<p>a buffer providing memory work space for the storage router;</p>	<p>The Sun StorageTek 5320 NAS Appliances include cache memory.</p>
<p>a first controller operable to connect to and interface with a first transport medium;</p>	<p>The Sun StorageTek 5320 NAS Appliances have a host side controller that is operable to connect to and interface with an iSCSI transport medium.</p>
<p>a second controller operable to connect to and interface with a second transport medium; and</p>	<p>Sun StorageTek 5320 NAS Appliances contain a second controller operable to connect to and interface with a FC transport medium.</p>
<p>a supervisor unit coupled to the first controller, the second controller and the buffer,</p>	<p>The Sun StorageTek 5320 NAS Appliances contain a processor coupled as claimed.</p>
<p>the supervisor unit operable to map between devices connected to the first transport medium and the storage devices to implement access controls for storage space on the storage devices; and</p>	<p>The Sun StorageTek 5320 NAS Appliances assign iSCSI Logical Unit Numbers (LUNs) to subsets of storage. The Sun StorageTek 5320 NAS Appliances further create a correspondence between a host computer and LUN (e.g., by iSCSI name) through an iSCSI access list to create a path between a host and the LUNs to which the host is mapped. The Sun StorageTek 5320 NAS Appliances control host to storage access because each host will only have access to the storage associated with the LUNs to which the host is mapped.</p>
<p>[the supervisor unit operable:] to process data in the buffer to interface between the first controller and the second controller to allow access from devices connected to the first transport medium to storage devices using native low level, block protocols.</p>	<p>The Sun StorageTek 5320 NAS Appliances receive SCSI commands (native low level block storage commands) transported over an iSCSI transport. The Sun StorageTek 5320 NAS Appliances allow host access to storage (in accordance with the map) using these SCSI storage commands which do not include the overhead of high level protocols or file systems.</p>

<p>2. The storage router of claim 1, wherein the supervisor unit maintains an allocation of subsets of storage space to associated devices connected to the first transport medium, wherein each subset is only accessible by the associated device connected to the first transport medium.</p>	<p>The Sun StorageTek 5320 NAS Appliances maintain an allocation of subsets of storage to hosts by mapping one or more LUNs to one or more hosts. In this manner, each subset of storage associated with a LUN is accessible by only the host(s) that have been mapped to a LUN.</p>
<p>3. The storage router of claim 2, wherein the devices connected to the first transport medium comprise workstations.</p>	<p>The hosts connected to the Sun StorageTek 5320 NAS Appliances can be workstations.</p>
<p>4. The storage router of claim 2, wherein the storage devices comprise hard disk drives.</p>	<p>The storage connected to the Sun StorageTek 5320 NAS Appliances can be hard disk drives.</p>
<p>7. A storage network, comprising:</p>	<p>Oracle provides instructions to operate a storage network as claimed and the Sun StorageTek 5320 NAS Appliances have no other function than to operate in the claimed storage network.</p>
<p>a first transport medium;</p>	<p>See Claim 1.</p>
<p>a second transport medium;</p>	<p>See Claim 1.</p>
<p>a plurality of workstations connected to the first transport medium;</p>	<p>The hosts in the storage network can be workstations.</p>
<p>a plurality of storage devices connected to the second transport medium;</p>	<p>The Sun StorageTek 5320 NAS Appliances connect to storage devices via a second transport medium.</p>
<p>storage router interfacing between the first transport medium and the second transport medium, the storage router providing virtual local storage on the storage devices to the workstations and operable</p>	<p>The Sun StorageTek 5320 NAS Appliances are storage routers that provide virtual local storage as claimed.</p>
<p>to map between the workstations and the storage devices;</p>	<p>Mapping is conducted as recited above for Claim 1.</p>
<p>to implement access controls for storage space on the storage devices;</p>	<p>Access controls are provided as recited above for Claim 1.</p>

<p>to allow access from the workstations to the storage devices using native low level, block protocol in accordance with the mapping and access controls.</p>	<p>Access is allowed as recited above for Claim 1.</p>
<p>8. The storage network of claim 7, wherein the access controls include an allocation of subsets of storage space to associated workstations, wherein each subset is only accessible by the associated workstation.</p>	<p>See Claim 2.</p>
<p>9. The storage network of claim 7, wherein the storage devices comprise hard disk drives.</p>	<p>See Claim 4.</p>
<p>10. The storage network of claim 7, wherein the storage router comprises:</p>	
<p>a buffer providing memory work space for the storage router;</p>	<p>See Claim 1.</p>
<p>a first controller operable to connect to and interface with the first transport medium, the first controller further operable to pull outgoing data from the buffer and to place incoming data into the buffer</p>	<p>The first controller reads outgoing data from the memory and writes other data into the memory.</p>
<p>a second controller operable to connect to and interface with the second transport medium, the second controller further operable to pull outgoing data from the buffer and to place incoming data into the buffer;</p>	<p>The second controller reads outgoing data from the memory and writes other data into the memory.</p>
<p>a supervisor unit coupled to the first controller, the second controller and the buffer, the supervisor unit operable:</p>	<p>The Sun StorageTek 5320 NAS Appliances contain a processor coupled as claimed.</p>
<p>to map between devices connected to the first transport medium and the storage devices,</p>	<p>Mapping is conducted as recited above for Claim 1.</p>

<p>to implement the access controls for storage space on the storage devices and to process data in the buffer to interface between the first controller and the second controller to allow access from workstations to storage devices.</p>	<p>Access controls are provided and access allowed as recited above for Claim 1.</p>
<p>11. A method for providing virtual local storage on remote storage devices connected to one transport medium to devices connected to another transport medium, comprising:</p>	<p>Oracle provides instructions to perform the method as claimed, and provides the Sun StorageTek 5320 NAS Appliances having no other function than to operate according to the claimed method.</p>
<p>interfacing with a first transport medium;</p>	<p>See Claim 1.</p>
<p>interfacing with a second transport medium;</p>	<p>See Claim 1.</p>
<p>mapping between devices connected to the first transport medium and the storage devices and implementing access controls for storage space on the storage devices;</p>	<p>Mapping and providing access controls are provided as recited above for Claim 1.</p>
<p>allowing access from devices connected to the first transport medium to the storage devices using native low level, block protocols.</p>	<p>Allowing access is provided as recited above for Claim 1.</p>
<p>12. The method of claim 11, wherein mapping between devices connected to the first transport medium and the storage devices includes allocating subsets of storage space to associated devices connected to the first transport medium, wherein each subset is only accessible by the associated device connected to the first transport medium.</p>	<p>See Claim 2.</p>
<p>13. The method of claim 12, wherein the devices connected to the first transport medium comprise workstations.</p>	<p>See Claim 3.</p>
<p>14. The method of claim 12, wherein the storage devices comprise hard disk drives.</p>	<p>See Claim 4.</p>

EXHIBIT B1

U.S. Patent No. 7,934,041 – Pillar Axiom 300, Pillar Axiom 600

Claim Limitation	Pillar Axiom 300, Pillar Axiom 600
<p>1. A storage router for providing virtual local storage on remote storage devices, comprising:</p>	<p>The Pillar Axiom 300 and Pillar Axiom 600 with FC SAN Slammer, iSCSI SAN Slammer or Combination FC/ iSCSI SAN Slammer (the “Pillar Axiom Systems”) are storage routers that provide virtual local storage on remote storage devices to other devices. The Pillar Axiom Systems allow hosts to connect to storage via a serial network transport medium, making the storage remote from the hosts. The storage appears to the hosts to be local.</p>
<p>a first controller operable to interface with a first transport medium, wherein the first medium is a serial transport media; and</p>	<p>The Pillar Axiom Systems have a host side controller that is operable to connect to and interface with a Fibre Channel transport medium (Pillar Axiom FC SAN Slammer, Pillar Axiom Combination FC/iSCSI SAN Slammer) or an iSCSI transport medium (Pillar Axiom iSCSI SAN Slammer, Pillar Axiom Combination FC/ iSCSI SAN Slammer).</p>
<p>a processing device coupled to the first controller,</p>	<p>The Pillar Axiom Systems contain a processor coupled as claimed.</p>
<p>wherein the processing device is configured to maintain a map to allocate storage space on the remote storage devices to devices connected to the first transport medium by associating representations of the devices connected to the first transport medium with representations of storage space on the remote storage devices, wherein each representation of a device connected to the first transport medium is associated with one or more representations of storage space on the remote storage devices;</p>	<p>The Pillar Axiom Systems assign Logical Unit Numbers (LUNs) to subsets of storage. The Pillar Axiom Systems further create a correspondence between a host computer and LUN (e.g., by WWN or iSCSI name) through LUN mapping to create a path between a host and the LUNs to which the host is mapped. The Pillar Axiom Systems control host to storage access because each host will only have access to the storage associated with the LUNs to which the host is mapped.</p>
<p>[the processing device configured to:] control access from the devices connected to the first transport</p>	<p>The Pillar Axiom Systems control host to storage access because each host will only have access to the storage associated with the LUNs to which the host is</p>

<p>medium to the storage space on the remote storage devices in accordance with the map; and</p>	<p>mapped.</p>
<p>[the processing device configured to:] allow access from devices connected to the first transport medium to the remote storage devices using native low level block protocol.</p>	<p>The Pillar Axiom Systems receive SCSI commands (native low level block storage commands) transported over Fibre Channel or an iSCSI transport. The Pillar Axiom Systems allow host access to storage (in accordance with the map) using these SCSI storage commands which do not include the overhead of high level protocols or file systems.</p>
<p>2. The storage router of claim 1, wherein the map associates a representation of storage space on the remote storage devices with multiple devices connected to the first transport medium.</p>	<p>The map can associate multiple hosts with a LUN.</p>
<p>3. The storage router of claim 1, wherein the storage space on the remote storage devices comprises storage space on multiple remote storage devices.</p>	<p>Pillar Axiom Systems can allocate storage space from multiple storage bricks or multiple drives.</p>
<p>5. The storage router of claim 1, wherein the map resides at the storage router and is maintained at the storage router.</p>	<p>The Pillar Axiom Systems handle LUN mapping.</p>
<p>6. The storage router of claim 1, wherein the native low level block protocol is received at the storage router via the first transport medium and the processing device uses the received native low level block protocol to allow the devices connected to the first transport medium access to storage space specifically allocated to them in the map.</p>	<p>The Pillar Axiom Systems receive SCSI commands (native low level block storage commands) transported over Fibre Channel or an iSCSI transport. The Pillar Axiom Systems allow host access to storage (in accordance with the map) using these SCSI storage commands which do not include the overhead of high level protocols or file systems.</p>
<p>10. The storage router of claim 1, wherein the virtual</p>	<p>The Pillar Axiom Systems provide virtual local storage on remote storage devices to</p>

<p>local storage is provided to the devices connected to the first transport medium in a manner that is transparent to the devices and wherein the storage space allocated to the devices connected to the first transport medium appears to the devices as local storage.</p>	<p>a host with the virtual local storage appearing local to the hosts. The virtual local storage is provided by the Pillar Axiom Systems without the knowledge and/or involvement of the host in providing the virtual local storage on remote storage devices.</p>
<p>11. The storage router of claim 1, wherein the storage router provides centralized control of what the devices connected to the first transport medium see as local storage.</p>	<p>The Pillar Axiom Systems provide centralized control of the LUNs seen by hosts as local storage.</p>
<p>12. The storage router of claim 1, wherein the representations of storage space comprise logical unit numbers that represent a subset of storage on the remote storage devices.</p>	<p>The Pillar Axiom Systems assign Logical Unit Numbers (LUNs) to subsets of storage.</p>
<p>14. The storage router of claim 1, wherein the representations of devices connected to the first transport medium are unique identifiers.</p>	<p>The representations of the hosts are unique WWNs or IQNs.</p>
<p>15. The storage router of claim 14, wherein the unique identifiers are world wide names.</p>	<p>For Fibre Channel hosts, the unique identifiers are world wide names.</p>
<p>16. The storage router of claim 1, wherein the storage router is configured to allow modification of the map in a manner transparent to and without involvement of the devices connected to the first transport medium.</p>	<p>The map can be modified at the Pillar Axiom System without knowledge by or involvement of the host.</p>
<p>37. A method for providing virtual local storage on remote storage devices comprising:</p>	<p>Oracle provides instructions to perform the method as claimed, and provides the Pillar Axiom Systems having no other function than to operate according to the claimed method.</p>

<p>connecting a storage router between a set of devices connected to a first transport medium and a set of remote storage devices, wherein the first transport medium is a serial transport medium;</p>	<p>The Pillar Axiom Systems connect to Fibre Channel or iSCSI initiator devices via a Fibre Channel or an iSCSI transport medium and to storage devices via a Fibre Channel transport medium.</p>
<p>maintaining a map at the storage router to allocate storage space on the remote storage devices to devices connected to the first transport medium by associating representations of the devices connected to the first transport medium with representations of storage space on the remote storage devices, wherein each representation of a device connected to the first transport medium is associated with one or more representations of storage space on the remote storage devices;</p>	<p>Maintaining a map is provided as recited above for Claim 1.</p>
<p>controlling access from the devices connected to the first transport medium to the storage space on the remote storage devices in accordance with the map; and</p>	<p>Controlling access is provided as recited above for Claim 1.</p>
<p>allowing access from devices connected to the first transport medium to the remote storage devices using native low level block protocol.</p>	<p>Allowing access is provided as recited above for Claim 1.</p>
<p>38. The method of claim 37, wherein the map associates a representation of storage space on the remote storage devices with multiple devices connected to the first transport medium.</p>	<p>The map can associate multiple hosts with a LUN.</p>
<p>39. The method of claim 37, wherein the storage space on the remote storage devices comprises storage space</p>	<p>The Pillar Axiom Systems can allocate storage space from multiple storage bricks</p>

on multiple remote storage devices.	or multiple drives.
41. The method of claim 37, wherein the map resides at the storage router and is maintained at the storage router.	The Pillar Axiom Systems handle LUN mapping.
42. The method of claim 37, further comprising: receiving the native low level block protocol at the storage router via the first transport medium;	
using the received native low level block protocol at the storage router to allow the devices connected to the first transport medium access to storage space specifically allocated to them in the map.	The Pillar Axiom Systems receive SCSI commands (native low level block storage commands) transported over Fibre Channel or iSCSI.
46. The method of claim 37, wherein the virtual local storage is provided to the devices connected to the first transport medium in a manner that is transparent to the devices and wherein the storage space allocated to the devices connected to the first transport medium appears to the devices as local storage.	The Pillar Axiom Systems allow host access to storage (in accordance with the map) using these SCSI storage commands which do not include the overhead of high level protocols or file systems.
47. The method of claim 37, wherein the storage router provides centralized control of what the devices connected to the first transport medium see as local storage.	See Claim 10.
48. The method of claim 37, wherein the representations of storage space comprise logical unit numbers that represent a subset of storage on the	See Claim 11.
	See Claim 12.

remote storage devices.	
50. The method of claim 37, wherein the representations of devices connected to the first transport medium are unique identifiers.	See Claim 14.
51. The method of claim 50, wherein the unique identifiers are world wide names.	See Claim 15.
52. The method of claim 51, wherein the storage router is configured to allow modification of the map in a manner transparent to and without involvement of the devices connected to the first transport medium.	See Claim 16.

EXHIBIT B2

U.S. Patent No. 7,934,041 Claims Chart – ZFS Appliances

Claim Limitation	ZFS Appliances
<p>1. A storage router for providing virtual local storage on remote storage devices, comprising:</p>	<p>The Sun ZFS Storage 7120 Appliance, Sun ZFS Storage 7320 Appliance, Sun ZFS Storage 7420 Appliance, Oracle ZFS Storage ZS3-2 Appliance and Oracle ZFS Storage ZS3-4 Appliance (the “Oracle ZFS Storage Appliances”) are storage routers that provide virtual local storage on remote storage devices to other devices. The Oracle ZFS Storage Appliances allow hosts to connect to storage via a serial network transport medium, making the storage remote from the hosts. The storage appears to the hosts to be local.</p>
<p>a first controller operable to interface with a first transport medium, wherein the first medium is a serial transport media; and</p>	<p>The ZFS Appliances have a host side controller that is operable to connect to and interface with a Fibre Channel transport medium or an iSCSI transport medium.</p>
<p>a processing device coupled to the first controller,</p>	<p>The ZFS Appliances contain a processor coupled as claimed.</p>
<p>wherein the processing device is configured to maintain a map to allocate storage space on the remote storage devices to devices connected to the first transport medium by associating representations of the devices connected to the first transport medium with representations of storage space on the remote storage devices, wherein each representation of a device connected to the first transport medium is associated with one or more representations of storage space on the remote storage devices;</p>	<p>The ZFS Appliances assign Logical Unit Numbers (LUNs) to subsets of storage. The ZFS Appliances further create a correspondence between a host computer and LUN (e.g., by WWN or IQN) by assigning LUNs to initiator groups to create a path between a host and the LUNs to which the host is mapped. The ZFS Appliances control host to storage access because each host will only have access to the storage associated with the LUNs to which the host is mapped.</p>
<p>[the processing device configured to:] control access from the devices connected to the first transport medium to the storage space on the remote storage</p>	<p>The ZFS Appliances control host to storage access because each host will only have access to the storage associated with the LUNs to which the host is mapped.</p>

<p>devices in accordance with the map; and</p> <p>[the processing device configured to:] allow access from devices connected to the first transport medium to the remote storage devices using native low level block protocol.</p>	<p>The ZFS Appliances receive SCSI commands (native low level block storage commands) transported over Fibre Channel or an iSCSI transport. The ZFS Appliances allow host access to storage (in accordance with the map) using these SCSI storage commands which do not include the overhead of high level protocols or file systems.</p>
<p>2. The storage router of claim 1, wherein the map associates a representation of storage space on the remote storage devices with multiple devices connected to the first transport medium.</p>	<p>The map can associate multiple hosts with a LUN.</p>
<p>3. The storage router of claim 1, wherein the storage space on the remote storage devices comprises storage space on multiple remote storage devices.</p>	<p>ZFS Appliances can allocate storage space from multiple drives.</p>
<p>5. The storage router of claim 1, wherein the map resides at the storage router and is maintained at the storage router.</p>	<p>The map is defined at the ZFS Appliances.</p>
<p>6. The storage router of claim 1, wherein the native low level block protocol is received at the storage router via the first transport medium and the processing device uses the received native low level block protocol to allow the devices connected to the first transport medium access to storage space specifically allocated to them in the map.</p>	<p>The ZFS Appliances receive SCSI commands (native low level block storage commands) transported over Fibre Channel or an iSCSI transport. The ZFS Appliances allow host access to storage (in accordance with the map) using these SCSI storage commands which do not include the overhead of high level protocols or file systems.</p>
<p>10. The storage router of claim 1, wherein the virtual local storage is provided to the devices connected to</p>	<p>The ZFS Appliances provide virtual local storage on remote storage devices to a host with the virtual local storage appearing local to the hosts. The virtual local</p>

<p>the first transport medium in a manner that is transparent to the devices and wherein the storage space allocated to the devices connected to the first transport medium appears to the devices as local storage.</p>	<p>storage is provided by the ZFS Appliances without the knowledge or involvement of the host in providing the virtual local storage on remote storage devices.</p>
<p>11. The storage router of claim 1, wherein the storage router provides centralized control of what the devices connected to the first transport medium see as local storage.</p>	<p>The ZFS Appliances provide centralized control of the LUNs seen by hosts as local storage.</p>
<p>12. The storage router of claim 1, wherein the representations of storage space comprise logical unit numbers that represent a subset of storage on the remote storage devices.</p>	<p>The ZFS Appliances assign Logical Unit Numbers (LUNs) to subsets of storage.</p>
<p>14. The storage router of claim 1, wherein the representations of devices connected to the first transport medium are unique identifiers.</p>	<p>The representations of the hosts are unique world wide names (WWN) or Internet qualified names (IQN).</p>
<p>15. The storage router of claim 14, wherein the unique identifiers are world wide names.</p>	<p>For Fibre Channel hosts, the unique identifiers are world wide names.</p>
<p>16. The storage router of claim 1, wherein the storage router is configured to allow modification of the map in a manner transparent to and without involvement of the devices connected to the first transport medium.</p>	<p>The map can be modified at the ZFS Appliances without knowledge by and/or involvement of the host.</p>
<p>37. A method for providing virtual local storage on remote storage devices comprising: connecting a storage router between a set of devices</p>	<p>Oracle provides instructions to perform the method as claimed, and provides the ZFS Appliances having no other function than to operate according to the claimed method.</p>
<p>connecting a storage router between a set of devices</p>	<p>The ZFS Appliances connect to Fibre Channel or iSCSI initiator devices via a Fibre</p>

<p>connected to a first transport medium and a set of remote storage devices, wherein the first transport medium is a serial transport medium;</p>	<p>Channel or an iSCSI transport medium and to storage devices via a second transport medium (e.g., SAS, SATA).</p>
<p>maintaining a map at the storage router to allocate storage space on the remote storage devices to devices connected to the first transport medium by associating representations of the devices connected to the first transport medium with representations of storage space on the remote storage devices, wherein each representation of a device connected to the first transport medium is associated with one or more representations of storage space on the remote storage devices;</p>	<p>Maintaining a map is provided as recited above for Claim 1.</p>
<p>controlling access from the devices connected to the first transport medium to the storage space on the remote storage devices in accordance with the map; and</p>	<p>Controlling access is provided as recited above for Claim 1.</p>
<p>allowing access from devices connected to the first transport medium to the remote storage devices using native low level block protocol.</p>	<p>Allowing access is provided as recited above for Claim 1.</p>
<p>38. The method of claim 37, wherein the map associates a representation of storage space on the remote storage devices with multiple devices connected to the first transport medium.</p>	<p>The map can associate multiple hosts with a LUN.</p>
<p>39. The method of claim 37, wherein the storage space on the remote storage devices comprises storage space</p>	<p>The ZFS Appliances can allocate storage space from multiple drives.</p>

<p>on multiple remote storage devices.</p>	
<p>41. The method of claim 37, wherein the map resides at the storage router and is maintained at the storage router.</p>	<p>The map is defined at the ZFS Appliances.</p>
<p>42. The method of claim 37, further comprising:</p>	
<p>receiving the native low level block protocol at the storage router via the first transport medium;</p>	<p>The ZFS Appliances receive SCSI commands (native low level block storage commands) transported over Fibre Channel or iSCSI.</p>
<p>using the received native low level block protocol at the storage router to allow the devices connected to the first transport medium access to storage space specifically allocated to them in the map.</p>	<p>The ZFS Appliances allow host access to storage (in accordance with the map) using these SCSI storage commands which do not include the overhead of high level protocols or file systems.</p>
<p>46. The method of claim 37, wherein the virtual local storage is provided to the devices connected to the first transport medium in a manner that is transparent to the devices and wherein the storage space allocated to the devices connected to the first transport medium appears to the devices as local storage.</p>	<p>See Claim 10.</p>
<p>47. The method of claim 37, wherein the storage router provides centralized control of what the devices connected to the first transport medium see as local storage.</p>	<p>See Claim 11.</p>
<p>48. The method of claim 37, wherein the representations of storage space comprise logical unit numbers that represent a subset of storage on the</p>	<p>See Claim 12.</p>

remote storage devices.	
50. The method of claim 37, wherein the representations of devices connected to the first transport medium are unique identifiers.	See Claim 14.
51. The method of claim 50, wherein the unique identifiers are world wide names.	See Claim 15.
52. The method of claim 51, wherein the storage router is configured to allow modification of the map in a manner transparent to and without involvement of the devices connected to the first transport medium.	See Claim 16.

EXHIBIT B3

U.S. Patent No. 7,934,041 – Oracle Sun 2540-M2 Array

Claim Limitation	2540-M2 Array
<p>I. A storage router for providing virtual local storage on remote storage devices, comprising:</p>	<p>The Oracle Sun 2540-M2 Array (the “2540-M2 Array”) is a storage router that provides virtual local storage on remote storage devices to other devices. The 2540-M2 Array allows hosts to connect to storage via a serial network transport medium, making the storage remote from the hosts. The storage appears to the hosts to be local.</p>
<p>a first controller operable to interface with a first transport medium, wherein the first medium is a serial transport media; and</p>	<p>The 2540-M2 Array has a host side controller that is operable to connect to and interface with a Fibre Channel transport medium.</p>
<p>a processing device coupled to the first controller,</p>	<p>The 2540-M2 Array contain a processor coupled as claimed.</p>
<p>wherein the processing device is configured to maintain a map to allocate storage space on the remote storage devices to devices connected to the first transport medium by associating representations of the devices connected to the first transport medium with representations of storage space on the remote storage devices, wherein each representation of a device connected to the first transport medium is associated with one or more representations of storage space on the remote storage devices;</p>	<p>The 2540-M2 Array assigns volume Logical Unit Numbers (LUNs) to subsets of storage. The 2540-M2 Array further create a correspondence between a host computer and LUN (e.g., by WWN) by mapping hosts and host groups to volume LUNs to create a path between a host and the LUNs to which the host is mapped. The 2540-M2 Array controls host to storage access because each host will only have access to the storage associated with the LUNs to which the host is mapped.</p>
<p>[the processing device configured to:] control access from the devices connected to the first transport medium to the storage space on the remote storage devices in accordance with the map; and</p>	<p>The 2540-M2 Array controls host to storage access because each host will only have access to the storage associated with the LUNs to which the host is mapped.</p>

<p>[the processing device configured to:] allow access from devices connected to the first transport medium to the remote storage devices using native low level block protocol.</p>	<p>The 2540-M2 Array receives SCSI commands (native low level block storage commands) transported over Fibre Channel. The 2540-M2 Array allows host access to storage (in accordance with the map) using these SCSI storage commands which do not include the overhead of high level protocols or file systems.</p>
<p>2. The storage router of claim 1, wherein the map associates a representation of storage space on the remote storage devices with multiple devices connected to the first transport medium.</p>	<p>The map can associate multiple hosts with a LUN.</p>
<p>3. The storage router of claim 1, wherein the storage space on the remote storage devices comprises storage space on multiple remote storage devices.</p>	<p>2540-M2 Array can allocate storage space from multiple drives.</p>
<p>5. The storage router of claim 1, wherein the map resides at the storage router and is maintained at the storage router.</p>	<p>The map is defined at the 2540-M2 Array.</p>
<p>6. The storage router of claim 1, wherein the native low level block protocol is received at the storage router via the first transport medium and the processing device uses the received native low level block protocol to allow the devices connected to the first transport medium access to storage space specifically allocated to them in the map.</p>	<p>The 2540-M2 Array receives SCSI commands (native low level block storage commands) transported over Fibre Channel. The 2540-M2 Array allows host access to storage (in accordance with the map) using these SCSI storage commands which do not include the overhead of high level protocols or file systems.</p>
<p>10. The storage router of claim 1, wherein the virtual local storage is provided to the devices connected to the first transport medium in a manner that is transparent to the devices and wherein the storage</p>	<p>The 2540-M2 Array provides virtual local storage on remote storage devices to a host with the virtual local storage appearing local to the hosts. The virtual local storage is provided by the 2540-M2 Array without the knowledge and/or involvement of the host in providing the virtual local storage on remote storage</p>

space allocated to the devices connected to the first transport medium appears to the devices as local storage.	devices.
11. The storage router of claim 1, wherein the storage router provides centralized control of what the devices connected to the first transport medium see as local storage.	The 2540-M2 Array provides centralized control of the LUNs seen by hosts as local storage.
12. The storage router of claim 1, wherein the representations of storage space comprise logical unit numbers that represent a subset of storage on the remote storage devices.	The 2540-M2 Array assigns Logical Unit Numbers (LUNs) to subsets of storage.
14. The storage router of claim 1, wherein the representations of devices connected to the first transport medium are unique identifiers.	The representations of the hosts are unique world wide names (WWN).
15. The storage router of claim 14, wherein the unique identifiers are world wide names.	For Fibre Channel hosts, the unique identifiers are world wide names.
16. The storage router of claim 1, wherein the storage router is configured to allow modification of the map in a manner transparent to and without involvement of the devices connected to the first transport medium.	The map can be modified at the 2540-M2 Array without knowledge by or involvement of the host.
37. A method for providing virtual local storage on remote storage devices comprising:	Oracle provides instructions to perform the method as claimed, and provides the 2540-M2 Array having no other function than to operate according to the claimed method.
connecting a storage router between a set of devices connected to a first transport medium and a set of remote storage devices, wherein the first transport	The 2540-M2 Array connects to Fibre Channel devices via a Fibre Channel transport medium and to storage devices via a SAS transport medium.

<p>medium is a serial transport medium;</p> <p>maintaining a map at the storage router to allocate storage space on the remote storage devices to devices connected to the first transport medium by associating representations of the devices connected to the first transport medium with representations of storage space on the remote storage devices, wherein each representation of a device connected to the first transport medium is associated with one or more representations of storage space on the remote storage devices;</p>	<p>Maintaining a map is provided as recited above for Claim 1.</p>
<p>controlling access from the devices connected to the first transport medium to the storage space on the remote storage devices in accordance with the map; and</p>	<p>Controlling access is provided as recited above for Claim 1.</p>
<p>allowing access from devices connected to the first transport medium to the remote storage devices using native low level block protocol.</p>	<p>Allowing access is provided as recited above for Claim 1.</p>
<p>38. The method of claim 37, wherein the map associates a representation of storage space on the remote storage devices with multiple devices connected to the first transport medium.</p>	<p>The map can associate multiple hosts with a LUN.</p>
<p>39. The method of claim 37, wherein the storage space on the remote storage devices comprises storage space on multiple remote storage devices.</p>	<p>The 2540-M2 Array can allocate storage space from multiple drives.</p>
<p>41. The method of claim 37, wherein the map resides at</p>	<p>The map is defined at the 2540-M2 Array.</p>

the storage router and is maintained at the storage router.	
42. The method of claim 37, further comprising: receiving the native low level block protocol at the storage router via the first transport medium;	The 2540-M2 Array receives SCSI commands (native low level block storage commands) transported over Fibre Channel.
using the received native low level block protocol at the storage router to allow the devices connected to the first transport medium access to storage space specifically allocated to them in the map.	The 2540-M2 Array allows host access to storage (in accordance with the map) using these SCSI storage commands which do not include the overhead of high level protocols or file systems.
46. The method of claim 37, wherein the virtual local storage is provided to the devices connected to the first transport medium in a manner that is transparent to the devices and wherein the storage space allocated to the devices connected to the first transport medium appears to the devices as local storage.	See Claim 10.
47. The method of claim 37, wherein the storage router provides centralized control of what the devices connected to the first transport medium see as local storage.	See Claim 11.
48. The method of claim 37, wherein the representations of storage space comprise logical unit numbers that represent a subset of storage on the remote storage devices.	See Claim 12.

<p>50. The method of claim 37, wherein the representations of devices connected to the first transport medium are unique identifiers.</p>	<p>See Claim 14.</p>
<p>51. The method of claim 50, wherein the unique identifiers are world wide names.</p>	<p>See Claim 15.</p>
<p>52. The method of claim 51, wherein the storage router is configured to allow modification of the map in a manner transparent to and without involvement of the devices connected to the first transport medium.</p>	<p>See Claim 16.</p>

EXHIBIT B4

U.S. Patent No. 7,934,041 Claims Chart – Oracle Solaris with STMF

Claim Limitation	Oracle Solaris with STMF
<p>I. A storage router for providing virtual local storage on remote storage devices, comprising:</p>	<p>Oracle provides instructions to operate a system using Oracle Solaris with STMF to act as a storage router that provides virtual local storage as claimed. The system allows hosts to connect to storage via a serial network transport medium, making the storage remote from the hosts. Oracle Solaris with STMF has no other function than to operate the claimed storage router. Oracle SPARC and x86 systems with Oracle Solaris with STMF having Ethernet or Fibre Channel interfaces (“Solaris Servers”) act as storage routers.</p>
<p>a first controller operable to interface with a first transport medium, wherein the first medium is a serial transport media; and</p>	<p>Oracle provides instructions to operate a system using Oracle Solaris with STMF in which the system has a host side controller that is operable to connect to and interface with an iSCSI transport medium or a Fibre Channel transport medium. Solaris Servers can be configured with a host side controller that is operable to connect to and interface with an iSCSI transport medium or a Fibre Channel transport medium.</p>
<p>a processing device coupled to the first controller,</p>	<p>Oracle provides instruction to operate a system using Oracle Solaris with STMF in which the system has a processor. The Solaris Servers contain a processor coupled as claimed.</p>
<p>wherein the processing device is configured to maintain a map to allocate storage space on the remote storage devices to devices connected to the first transport medium by associating representations of the devices connected to the first transport medium with representations of storage space on the remote storage devices, wherein each representation of a device connected to the first transport medium is associated with one or more representations of storage space on the remote storage devices;</p>	<p>Oracle Solaris with STMF assigns Logical Unit Numbers (LUNs) to volumes. Oracle Solaris with STMF further creates a correspondence between a host computer and LUN through selective mapping to create a path between a host and the LUNs to which the host is mapped. Oracle Solaris with STMF controls host to storage access because each host will only have access to the storage space associated with the LUNs to which the host is mapped.</p>

<p>[the processing device configured to:] control access from the devices connected to the first transport medium to the storage space on the remote storage devices in accordance with the map; and</p>	<p>Oracle Solaris with STMF controls host to storage access because each host will only have access to the storage space associated with the LUNs to which the host is mapped.</p>
<p>[the processing device configured to:] allow access from devices connected to the first transport medium to the remote storage devices using native low level block protocol.</p>	<p>Oracle Solaris with STMF receives SCSI commands (native low level block storage commands) transported over Fibre Channel or an iSCSI transport. Oracle Solaris with STMF allows host access to storage (in accordance with the map) using these SCSI storage commands which do not include the overhead of high level protocols or file systems.</p>
<p>2. The storage router of claim 1, wherein the map associates a representation of storage space on the remote storage devices with multiple devices connected to the first transport medium.</p>	<p>The map can associate multiple hosts with a LUN.</p>
<p>3. The storage router of claim 1, wherein the storage space on the remote storage devices comprises storage space on multiple remote storage devices.</p>	<p>Oracle Solaris with STMF can allocate storage space from multiple drives.</p>
<p>5. The storage router of claim 1, wherein the map resides at the storage router and is maintained at the storage router.</p>	<p>The map is defined at the system operating with Oracle Solaris with STMF.</p>
<p>6. The storage router of claim 1, wherein the native low level block protocol is received at the storage router via the first transport medium and the processing device uses the received native low level block protocol to allow the devices connected to the first transport medium access to storage space specifically allocated</p>	<p>Oracle Solaris with STMF receives SCSI commands (native low level block storage commands) transported over Fibre Channel or an iSCSI transport. Oracle Solaris with STMF allows host access to storage (in accordance with the map) using these SCSI storage commands which do not include the overhead of high level protocols or file systems.</p>

<p>to them in the map.</p> <p>10. The storage router of claim 1, wherein the virtual local storage is provided to the devices connected to the first transport medium in a manner that is transparent to the devices and wherein the storage space allocated to the devices connected to the first transport medium appears to the devices as local storage.</p>	<p>Oracle Solaris with STMF provides virtual local storage on remote storage devices to a host with the virtual local storage appearing local to the hosts. The virtual local storage is provided by Oracle Solaris with STMF without the knowledge and/or involvement of the host in providing the virtual local storage on remote storage devices.</p>
<p>11. The storage router of claim 1, wherein the storage router provides centralized control of what the devices connected to the first transport medium see as local storage.</p>	<p>Oracle Solaris with STMF provides centralized control of the LUNs seen by hosts as local storage.</p>
<p>12. The storage router of claim 1, wherein the representations of storage space comprise logical unit numbers that represent a subset of storage on the remote storage devices.</p>	<p>Oracle Solaris with STMF assigns Logical Unit Numbers (LUNs) to subsets of storage.</p>
<p>14. The storage router of claim 1, wherein the representations of devices connected to the first transport medium are unique identifiers.</p>	<p>The representations of the hosts are unique world wide names (WWN) or iSCSI Qualified Name (IQN).</p>
<p>15. The storage router of claim 14, wherein the unique identifiers are world wide names.</p>	<p>For Fibre Channel hosts, the unique identifiers are world wide names.</p>
<p>16. The storage router of claim 1, wherein the storage router is configured to allow modification of the map in a manner transparent to and without involvement of the devices connected to the first transport medium.</p>	<p>The map can be modified at a system with Oracle Solaris with STMF, such as a Solaris Server, without knowledge by or involvement of the host.</p>
<p>37. A method for providing virtual local storage on</p>	<p>Oracle provides instructions to perform the method as claimed, and provides the</p>

<p>remote storage devices comprising:</p>	<p>Solaris Servers and Oracle Solaris with STMF having no other function than to operate according to the claimed method. Oracle Solaris with STMF operates to provide virtual local storage on remote storage devices to other devices. Oracle Solaris with STMF allows hosts to connect to storage via a serial transport medium, making the storage remote from the hosts. The storage appears to the hosts to be local.</p>
<p>connecting a storage router between a set of devices connected to a first transport medium and a set of remote storage devices, wherein the first transport medium is a serial transport medium;</p>	<p>Oracle provides instructions to operate a system using Oracle Solaris with STMF that connects to initiator devices via a Fibre Channel transport medium or an iSCSI transport medium and to storage devices via a second transport medium. Solaris Servers connect to Fibre Channel or iSCSI initiator devices via Fibre Channel or an iSCSI transport medium and to storage devices.</p>
<p>maintaining a map at the storage router to allocate storage space on the remote storage devices to devices connected to the first transport medium by associating representations of the devices connected to the first transport medium with representations of storage space on the remote storage devices, wherein each representation of a device connected to the first transport medium is associated with one or more representations of storage space on the remote storage devices;</p>	<p>Maintaining a map is provided as recited above for Claim 1.</p>
<p>controlling access from the devices connected to the first transport medium to the storage space on the remote storage devices in accordance with the map; and</p>	<p>Controlling access is provided as recited above for Claim 1.</p>
<p>allowing access from devices connected to the first transport medium to the remote storage devices using native low level block protocol.</p>	<p>Allowing access is provided as recited above for Claim 1.</p>

<p>38. The method of claim 37, wherein the map associates a representation of storage space on the remote storage devices with multiple devices connected to the first transport medium.</p>	<p>Multiple hosts can be mapped to a LUN.</p>
<p>39. The method of claim 37, wherein the storage space on the remote storage devices comprises storage space on multiple remote storage devices.</p>	<p>Oracle Solaris with STMF can allocate storage space from multiple drives.</p>
<p>41. The method of claim 37, wherein the map resides at the storage router and is maintained at the storage router.</p>	<p>The map is defined at the system operating with Oracle Solaris with STMF.</p>
<p>42. The method of claim 37, further comprising: receiving the native low level block protocol at the storage router via the first transport medium;</p>	<p>Oracle Solaris with STMF receives SCSI commands (native low level block storage commands) transported over Fibre Channel or an iSCSI transport.</p>
<p>using the received native low level block protocol at the storage router to allow the devices connected to the first transport medium access to storage space specifically allocated to them in the map.</p>	<p>Oracle Solaris with STMF allows host access to storage (in accordance with the map) using these SCSI storage commands which do not include the overhead of high level protocols or file systems.</p>
<p>46. The method of claim 37, wherein the virtual local storage is provided to the devices connected to the first transport medium in a manner that is transparent to the devices and wherein the storage space allocated to the devices connected to the first transport medium appears to the devices as local storage.</p>	<p>See Claim 10.</p>
<p>47. The method of claim 37, wherein the storage router provides centralized control of what the devices</p>	<p>See Claim 11.</p>

<p>connected to the first transport medium see as local storage.</p>	
<p>48. The method of claim 37, wherein the representations of storage space comprise logical unit numbers that represent a subset of storage on the remote storage devices.</p>	<p>See Claim 12.</p>
<p>50. The method of claim 37, wherein the representations of devices connected to the first transport medium are unique identifiers.</p>	<p>See Claim 14.</p>
<p>51. The method of claim 50, wherein the unique identifiers are world wide names.</p>	<p>See Claim 15.</p>
<p>52. The method of claim 51, wherein the storage router is configured to allow modification of the map in a manner transparent to and without involvement of the devices connected to the first transport medium.</p>	<p>See Claim 16.</p>

EXHIBIT B5

U.S. Patent No. 7,934,041 Claims Chart – Sun StorageTek 5320 NAS Appliances

Claim Limitation	Sun StorageTek 5320 NAS Appliances
<p>1. A storage router for providing virtual local storage on remote storage devices, comprising:</p>	<p>The Sun StorageTek 5320 NAS Appliances are storage routers that provide virtual local storage on remote storage devices to other devices. The Sun StorageTek 5320 NAS Appliances allow hosts to connect to storage via a serial network transport medium, making the storage remote from the hosts. The storage appears to the hosts to be local.</p>
<p>a first controller operable to interface with a first transport medium, wherein the first medium is a serial transport media; and</p>	<p>The Sun StorageTek 5320 NAS Appliances have a host side controller that is operable to connect to and interface with an iSCSI transport medium.</p>
<p>a processing device coupled to the first controller,</p>	<p>The Sun StorageTek 5320 NAS Appliances contain a processor coupled as claimed.</p>
<p>wherein the processing device is configured to maintain a map to allocate storage space on the remote storage devices to devices connected to the first transport medium by associating representations of the devices connected to the first transport medium with representations of storage space on the remote storage devices, wherein each representation of a device connected to the first transport medium is associated with one or more representations of storage space on the remote storage devices;</p>	<p>The Sun StorageTek 5320 NAS Appliances assign iSCSI Logical Unit Numbers (LUNs) to subsets of storage. The Sun StorageTek 5320 NAS Appliances further create a correspondence between a host computer and LUN (e.g., by iSCSI name) through an iSCSI access list to create a path between a host and the LUNs to which the host is mapped. The Sun StorageTek 5320 NAS Appliances control host to storage access because each host will only have access to the storage associated with the LUNs to which the host is mapped.</p>
<p>[the processing device configured to:] control access from the devices connected to the first transport medium to the storage space on the remote storage devices in accordance with the map; and</p>	<p>The Sun StorageTek 5320 NAS Appliances control host to storage access because each host will only have access to the storage associated with the LUNs to which the host is mapped.</p>

<p>[the processing device configured to:] allow access from devices connected to the first transport medium to the remote storage devices using native low level block protocol.</p>	<p>The Sun StorageTek 5320 NAS Appliances receive SCSI commands (native low level block storage commands) transported over an iSCSI transport. The Sun StorageTek 5320 NAS Appliances allow host access to storage (in accordance with the map) using these SCSI storage commands which do not include the overhead of high level protocols or file systems.</p>
<p>2. The storage router of claim 1, wherein the map associates a representation of storage space on the remote storage devices with multiple devices connected to the first transport medium.</p>	<p>The map can associate multiple hosts with a LUN.</p>
<p>3. The storage router of claim 1, wherein the storage space on the remote storage devices comprises storage space on multiple remote storage devices.</p>	<p>Sun StorageTek 5320 NAS Appliances can allocate storage space from multiple drives.</p>
<p>5. The storage router of claim 1, wherein the map resides at the storage router and is maintained at the storage router.</p>	<p>The map is defined at the Sun StorageTek 5320 NAS Appliances.</p>
<p>6. The storage router of claim 1, wherein the native low level block protocol is received at the storage router via the first transport medium and the processing device uses the received native low level block protocol to allow the devices connected to the first transport medium access to storage space specifically allocated to them in the map.</p>	<p>The Sun StorageTek 5320 NAS Appliances receive SCSI commands (native low level block storage commands) transported over an iSCSI transport. The Sun StorageTek 5320 NAS Appliances allow host access to storage (in accordance with the map) using these SCSI storage commands which do not include the overhead of high level protocols or file systems.</p>
<p>10. The storage router of claim 1, wherein the virtual local storage is provided to the devices connected to the first transport medium in a manner that is</p>	<p>The Sun StorageTek 5320 NAS Appliances provide virtual local storage on remote storage devices to a host with the virtual local storage appearing local to the hosts. The virtual local storage is provided by the Sun StorageTek 5320 NAS Appliances</p>

<p>transparent to the devices and wherein the storage space allocated to the devices connected to the first transport medium appears to the devices as local storage.</p>	<p>without the knowledge and/or involvement of the host in providing the virtual local storage on remote storage devices.</p>
<p>11. The storage router of claim 1, wherein the storage router provides centralized control of what the devices connected to the first transport medium see as local storage.</p>	<p>The Sun StorageTek 5320 NAS Appliances provide centralized control of the LUNs seen by hosts as local storage.</p>
<p>12. The storage router of claim 1, wherein the representations of storage space comprise logical unit numbers that represent a subset of storage on the remote storage devices.</p>	<p>The Sun StorageTek 5320 NAS Appliances assign Logical Unit Numbers (LUNs) to subsets of storage.</p>
<p>14. The storage router of claim 1, wherein the representations of devices connected to the first transport medium are unique identifiers.</p>	<p>The representations of the hosts are unique IQNs.</p>
<p>16. The storage router of claim 1, wherein the storage router is configured to allow modification of the map in a manner transparent to and without involvement of the devices connected to the first transport medium.</p>	<p>The map can be modified at the Sun StorageTek 5320 NAS Appliances without knowledge by or involvement of the host.</p>
<p>37. A method for providing virtual local storage on remote storage devices comprising:</p>	<p>Oracle provides instructions to perform the method as claimed, and provides the Sun StorageTek 5320 NAS Appliances having no other function than to operate according to the claimed method.</p>
<p>connecting a storage router between a set of devices connected to a first transport medium and a set of remote storage devices, wherein the first transport medium is a serial transport medium;</p>	<p>The Sun StorageTek 5320 NAS Appliances connect to iSCSI initiator devices via an iSCSI transport medium and to storage devices via a FC transport medium.</p>

<p>maintaining a map at the storage router to allocate storage space on the remote storage devices to devices connected to the first transport medium by associating representations of the devices connected to the first transport medium with representations of storage space on the remote storage devices, wherein each representation of a device connected to the first transport medium is associated with one or more representations of storage space on the remote storage devices;</p>	<p>Maintaining a map is provided as recited above for Claim 1.</p>
<p>controlling access from the devices connected to the first transport medium to the storage space on the remote storage devices in accordance with the map; and</p>	<p>Controlling access is provided as recited above for Claim 1.</p>
<p>allowing access from devices connected to the first transport medium to the remote storage devices using native low level block protocol.</p>	<p>Allowing access is provided as recited above for Claim 1.</p>
<p>38. The method of claim 37, wherein the map associates a representation of storage space on the remote storage devices with multiple devices connected to the first transport medium.</p>	<p>The map can associate multiple hosts with a LUN.</p>
<p>39. The method of claim 37, wherein the storage space on the remote storage devices comprises storage space on multiple remote storage devices.</p>	<p>The Sun StorageTek 5320 NAS Appliances can allocate storage space from multiple drives.</p>
<p>41. The method of claim 37, wherein the map resides at the storage router and is maintained at the storage</p>	<p>The map is defined at the Sun StorageTek 5320 NAS Appliances.</p>

router.	
42. The method of claim 37, further comprising: receiving the native low level block protocol at the storage router via the first transport medium; using the received native low level block protocol at the storage router to allow the devices connected to the first transport medium access to storage space specifically allocated to them in the map.	The Sun StorageTek 5320 NAS Appliances receive SCSI commands (native low level block storage commands) transported over iSCSI. The Sun StorageTek 5320 NAS Appliances allow host access to storage (in accordance with the map) using these SCSI storage commands which do not include the overhead of high level protocols or file systems.
46. The method of claim 37, wherein the virtual local storage is provided to the devices connected to the first transport medium in a manner that is transparent to the devices and wherein the storage space allocated to the devices connected to the first transport medium appears to the devices as local storage.	See Claim 10.
47. The method of claim 37, wherein the storage router provides centralized control of what the devices connected to the first transport medium see as local storage.	See Claim 11.
48. The method of claim 37, wherein the representations of storage space comprise logical unit numbers that represent a subset of storage on the remote storage devices.	See Claim 12.
50. The method of claim 37, wherein the representations of devices connected to the first	See Claim 14.

<p>transport medium are unique identifiers.</p>	<p>52. The method of claim 51, wherein the storage router is configured to allow modification of the map in a manner transparent to and without involvement of the devices connected to the first transport medium.</p>
	<p><i>See Claim 16.</i></p>

EXHIBIT C1

U.S. Patent No. 7,051,147 - Claims Chart – Pillar Axiom 300, Pillar Axiom 600

Claim Limitation	Pillar Axiom 300, Pillar Axiom 600
1. A storage router for providing virtual local storage on remote storage devices to a device, comprising:	<p>The Pillar Axiom 300 and Pillar Axiom 600 with FC SAN Slammer or Combination FC/iSCSI SAN Slammer (the “Pillar Axiom Systems”) are storage routers that provide virtual local storage on remote storage devices to other devices. The Pillar Axiom Systems allow hosts to connect to storage via a serial network transport medium, making the storage remote from the hosts. The storage appears to the hosts to be local.</p>
a buffer providing memory work space for the storage router;	The Pillar Axiom Systems include cache memory.
a first Fibre Channel controller operable to connect to and interface with a first Fibre Channel transport medium;	The Pillar Axiom Systems have a host side controller that is operable to connect to and interface with a Fibre Channel transport medium.
a second Fibre Channel controller operable to connect to and interface with a second Fibre Channel transport medium; and a supervisor unit coupled to the first and second Fibre Channel controllers and the buffer,	The Pillar Axiom Systems have a storage side controller operable to connect to and interface with a Fibre Channel transport medium.
the supervisor unit operable:	The Pillar Axiom Systems contain a processor coupled as claimed.
to maintain a configuration for remote storage devices connected to the second Fibre Channel transport medium that maps between the device and the remote storage devices and that implements access controls for storage space on the remote storage devices;	The Pillar Axiom Systems assign Logical Unit Numbers (LUNs) to subsets of storage. The Pillar Axiom Systems further create a correspondence between a host computer and LUN (e.g., by WWN) through LUN mapping to create a path between a host and the LUNs to which the host is mapped. The Pillar Axiom Systems control host to storage access because each host will only have access to the storage associated with the LUNs to which the host is mapped.
to process data in the buffer to interface between the first Fibre Channel controller and the second Fibre Channel controller to allow access from Fibre Channel initiator devices to the remote storage devices using native low level, block protocol in accordance with the configuration.	The Pillar Axiom Systems receive SCSI commands (native low level block storage commands) transported over Fibre Channel. The Pillar Axiom Systems allow host access to storage (in accordance with the map) using these SCSI storage commands which do not include the overhead of high level protocols or file systems.

<p>2. The storage router of claim 1, wherein the configuration maintained by the supervisor unit includes an allocation of subsets of storage space to associated Fibre Channel devices, wherein each subset is only accessible by the associated Fibre Channel device.</p>	<p>The Pillar Axiom Systems maintain an allocation of subsets of storage to hosts by mapping one or more LUNs to one or more hosts. In this manner, each subset of storage associated with a LUN is accessible by only the host(s) that have been mapped to a LUN.</p>
<p>3. The storage router of claim 2, wherein the Fibre Channel devices comprise workstations.</p>	<p>The hosts connected to the Pillar Axiom Systems can be workstations.</p>
<p>4. The storage router of claim 2, wherein the remote storage devices comprise hard disk drives.</p>	<p>The storage connected to the Pillar Axiom Systems can be hard disk drives.</p>
<p>6. A storage network, comprising:</p>	<p>Oracle provides instructions to operate a storage network as claimed and the Pillar Axiom Systems have no other function than to operate in the claimed storage network.</p>
<p>a first Fibre Channel transport medium;</p>	<p>See Claim 1.</p>
<p>a second Fibre Channel transport medium;</p>	<p>See Claim 1.</p>
<p>a plurality of workstations connected to the first Fibre Channel transport medium;</p>	<p>The hosts in the storage network can be workstations.</p>
<p>a plurality of storage devices connected to the second Fibre Channel transport medium; and</p>	<p>The Pillar Axiom systems can connect to storage devices via a second transport medium.</p>
<p>a storage router interfacing between the first Fibre Channel transport medium and the second Fibre Channel transport medium, the storage router providing virtual local storage on the storage devices to the workstations and operable</p>	<p>The Pillar Axiom Systems are storage routers that provide virtual local storage as claimed.</p>
<p>to map between the workstations and the storage devices;</p>	<p>Mapping is conducted as recited above for Claim 1.</p>
<p>to implement access controls for storage space on the storage devices; and</p>	<p>Access controls are provided as recited above for Claim 1.</p>
<p>to allow access from the workstations to the storage devices using</p>	<p>Access is allowed as recited above for Claim 1.</p>

<p>native low level, block protocol in accordance with the mapping and access controls.</p>	
<p>7. The storage network of claim 6, wherein the access controls include an allocation of subsets of storage space to associated workstations, wherein each subset is only accessible by the associated workstation.</p>	<p>See Claim 2.</p>
<p>8. The storage network of claim 6, wherein the storage devices comprise hard disk drives.</p>	<p>See Claim 4.</p>
<p>9. The storage network of claim 6, wherein the storage router comprises:</p>	
<p>a buffer providing memory work space for the storage router;</p>	<p>See Claim 1.</p>
<p>a first Fibre Channel controller operable to connect to and interface with the first Fibre Channel transport medium, the first Fibre Channel controller further operable to pull outgoing data from the buffer and to place incoming data into the buffer;</p>	<p>The first Fibre Channel controller reads outgoing data from the memory and writes other data into the memory.</p>
<p>a second Fibre Channel controller operable to connect to and interface with the second Fibre Channel transport medium, the second Fibre Channel controller further operable to pull outgoing data from the buffer and to place incoming data into the buffer; and</p>	<p>The second Fibre Channel controller reads outgoing data from the memory and writes other data into the memory.</p>
<p>a supervisor unit coupled to the first and second Fibre Channel controllers and the buffer, the supervisor unit operable to</p>	<p>The Pillar Axiom Systems contain a processor coupled as claimed.</p>
<p>maintain a configuration for the storage devices that maps between workstations and storage devices and that implements the access controls for storage space on the storage devices; and</p>	<p>The Pillar Axiom Systems maintain a configuration and implement access controls as provided above in Claim 1.</p>
<p>to process data in the buffer to interface between the first Fibre Channel controller and the second Fibre Channel controller to allow access from workstations to storage devices in accordance with the configuration.</p>	<p>Access is allowed in accordance with the configuration. See Claim 1.</p>
<p>10. A method for providing virtual local storage on remote storage devices to Fibre Channel devices, comprising:</p>	<p>Oracle provides instructions to perform the method as claimed, and provides the Pillar Axiom Systems having no other function than to operate according to the claimed method.</p>
<p>interfacing with a first Fibre Channel transport medium;</p>	<p>See Claim 1.</p>
<p>interfacing with a second Fibre Channel transport medium;</p>	<p>See Claim 1.</p>
<p>maintaining a configuration for remote storage devices connected to the second Fibre Channel transport medium that maps between Fibre Channel devices and the remote storage devices and that implements access controls for storage space on the remote storage devices; and</p>	<p>The Pillar Axiom Systems maintain a configuration and provide access controls as recited above for Claim 1.</p>

allowing access from Fibre Channel initiator devices to the remote storage devices using native low level, block protocol in accordance with the configuration.	Access is allowed in accordance with the configuration. <i>See</i> Claim 1.
11. The method of claim 10, wherein maintaining the configuration includes allocating subsets of storage space to associated Fibre Channel devices, wherein each subset is only accessible by the associated Fibre Channel device.	<i>See</i> Claim 2.
12. The method of claim 11, wherein the Fibre Channel devices comprise workstations.	<i>See</i> Claim 3.
13. The method of claim 11, wherein the remote storage devices comprise hard disk drives.	<i>See</i> Claim 4.
14. An apparatus for providing virtual local storage on a remote storage device to a device operating according to a Fibre Channel protocol, comprising: a first controller operable to connect to and interface with a first transport medium, wherein the first transport medium is operable according to the Fibre Channel protocol; a second controller operable to connect to and interface with a second transport medium, wherein the second transport medium is operable according to the Fibre Channel protocol; and a supervisor unit coupled to the first controller and the second controller, the supervisor unit operable to control access from the device connected to the first transport medium to the remote storage device connected to the second transport medium using native low level, block protocols according to a map between the device and the remote storage device.	The Pillar Axiom Systems provide virtual local storage as claimed. The Pillar Axiom Systems communicate with hosts via a serial network transport medium making the storage remote from the hosts. The storage appears local to hosts. <i>See</i> Claim 1.
15. The apparatus of claim 14, wherein the supervisor unit is further operable to maintain a configuration wherein the configuration includes the map between the device and the remote storage device, and further wherein the map includes virtual LUNs that provide a representation of the storage device.	<i>See</i> Claim 1.
16. The apparatus of claim 15, wherein the map only exposes the device to LUNs that the device may access.	<i>See</i> Claim 1.
18. The apparatus of claim 14, wherein the remote storage device further comprises storage space partitioned into virtual local storage for	The Pillar Axiom Systems control host to storage access in accordance with a map and using native low level block protocols, without requiring the overhead of high level protocols or file systems. <i>See also</i> Claim 1. The Pillar Axiom Systems maintain a configuration where the representation of the storage includes a LUN.
	The Pillar Axiom Systems present a host with only LUNs associated with the storage the host can access.
	The LUNs to which the host is mapped appear as local storage to the host.

the device connected to the first transport medium.	
19. The apparatus of claim 18, wherein the supervisor unit is further operable to prevent the device from accessing any storage on the remote storage device that is not part of a virtual local storage partition assigned to the device.	The Pillar Axiom Systems prevent a host from accessing LUNs not assigned to the host via the map.
21. A system for providing virtual local storage on remote storage devices, comprising:	Oracle provides instructions to operate a system as claimed using Pillar Axiom systems and the Pillar Axiom Systems have no other function than to operate in the claimed system. <i>See</i> Claim 1.
a first controller operable to connect to and interface with a first transport medium operable according to a Fibre Channel protocol;	<i>See</i> Claim 1.
a second controller operable to connect to and interface with a second transport medium operable according to the Fibre Channel protocol;	<i>See</i> Claim 1.
at least one device connected to the first transport medium;	A host connects to a Fibre Channel transport medium in the system.
at least one storage device connected to the second transport medium; and	Pillar Axiom Systems connect to storage devices via a Fibre Channel transport medium in the system.
an access control device coupled to the first controller and the second controller, the access control device operable to	The Pillar Axiom Systems comprise a processor coupled as claimed.
map between the at least one device and a storage space on the at least one storage device; and	Mapping occurs as recited for Claim 1.
control access from the at least one device to the at least one storage device using native low level, block protocol in accordance with the map.	The Pillar Axiom Systems control host to storage access in accordance with a map and using native low level block protocols, without requiring the overhead of high level protocols or file systems. <i>See also</i> Claim 1.
22. The system of claim 21, wherein the access control device is further operable to maintain a configuration wherein the configuration includes the map between the at least one device and the at least one storage device, and further wherein the map includes virtual LUNs that provide a representation of the at least one storage device.	<i>See</i> Claim 15.
23. The system of claim 22, wherein the map only exposes the at least one device to LUNs that the at least one device may access.	<i>See</i> Claim 16.
25. The system of claim 21, wherein the at least one storage device further comprises storage space partitioned into virtual local storage for the at least one device.	<i>See</i> Claim 18.
26. The system of claim 25, wherein the access control unit is further operable to prevent at least one device from accessing any storage on the at least one storage device that is not part of a virtual local storage	<i>See</i> Claim 19.

partition assigned to the at least one device.	
28. A method for providing virtual local storage on remote storage devices, comprising: mapping between a device connected to a first transport medium and a storage device connected to a second transport medium, wherein the first transport medium and the second transport medium operate according to a Fibre Channel protocol; implementing access controls for storage space on the storage device; and allowing access from the device connected to the first transport medium to the storage device using native low level, block protocols.	Oracle provides instructions to perform the method as claimed, and provides the Pillar Axiom Systems having no other function than to operate according to the claimed method. Mapping occurs as recited for Claim 1.
29. The method of claim 28, further comprising maintaining a configuration wherein the configuration includes a map between the device and the one storage device, and further wherein the map includes virtual LUNs that provide a representation of the storage device.	Access controls are implemented as recited for Claim 1.
30. The method of claim 29, wherein the map only exposes the device to LUNs that the device may access.	Allowing access occurs as recited for Claim 1.
32. The method of claim 28, further comprising partitioning storage space on the storage device into virtual local storage for the device.	See Claim 15.
33. The method of claim 32, further comprising preventing the device from accessing any storage on the storage device that is not part of a virtual local storage partition assigned to the device.	See Claim 16.
34. A system for providing virtual local storage, comprising: a host device; a storage device remote from the host device, wherein the storage device has a storage space; a first controller; a second controller a first transport medium operable according to a Fibre Channel protocol, wherein the first transport medium connects the host device to the first controller; a second transport medium operable according to the Fibre Channel protocol, wherein the second transport medium connects the second	See Claim 18. See Claim 19. Oracle provides instructions to operate a system as claimed using Pillar Axiom Systems and the Pillar Axiom Systems have no other function than to operate in the claimed system. The Pillar Axiom Systems connect to hosts in the system. The Pillar Axiom Systems connect to storage devices having storage space. See Claim 1. See Claim 1. See Claim 1. See Claim 1.

<p>controller to the storage device; a supervisor unit coupled to the first controller and the second controller, the supervisor unit operable to maintain a configuration that maps between the host device and at least a portion of the storage space on the storage device; and implement access controls according to the configuration for the storage space on the storage device using native low level, block protocol.</p>	<p>See Claim 1. See Claim 1. The Pillar Axiom Systems control host to storage access in accordance with a map and using native low level block protocols, without requiring the overhead of high level protocols or file systems. See also Claim 1.</p>
<p>35. The system of claim 34, wherein the supervisor unit is further operable to: maintain a configuration that maps from the host device to a virtual representation of at least a portion of the storage space on the storage device to the storage device; and allow the host device to access only that portion of the storage space that is contained in the map.</p>	<p>See Claim 2.</p>
<p>37. The system of claim 34, wherein the storage device further comprises storage space partitioned into virtual local storage for the host device</p>	<p>See Claim 18.</p>
<p>38. The system of claim 37, wherein the supervisor unit is further operable to prevent the host device from accessing any storage on the storage device that is not part of a virtual local storage partition assigned to the host device.</p>	<p>See Claim 19.</p>

EXHIBIT C2

U.S. Patent No. 7,051,147 - Claims Chart – Sun Storage 6180 Array

Claim Limitation	Sun Storage 6180 Array
<p>1. A storage router for providing virtual local storage on remote storage devices to a device, comprising:</p>	<p>The Sun Storage 6180 Arrays (the “6180 Arrays”) are storage routers that provide virtual local storage on remote storage devices to other devices. The 6180 Arrays allow hosts to connect to storage via a serial network transport medium, making the storage remote from the hosts. The storage appears to the hosts to be local.</p>
<p>a buffer providing memory work space for the storage router;</p>	<p>The 6180 Arrays include cache memory.</p>
<p>a first Fibre Channel controller operable to connect to and interface with a first Fibre Channel transport medium;</p>	<p>The 6180 Arrays have a host side controller that is operable to connect to and interface with a Fibre Channel transport medium.</p>
<p>a second Fibre Channel controller operable to connect to and interface with a second Fibre Channel transport medium; and a supervisor unit coupled to the first and second Fibre Channel controllers and the buffer,</p>	<p>The 6180 Arrays have a storage side controller operable to connect to and interface with a Fibre Channel transport medium.</p>
<p>the supervisor unit operable:</p>	<p>The 6180 Arrays contain a processor coupled as claimed.</p>
<p>to maintain a configuration for remote storage devices connected to the second Fibre Channel transport medium that maps between the device and the remote storage devices and that implements access controls for storage space on the remote storage devices;</p>	<p>The 6180 Arrays assign Logical Unit Numbers (LUNs) to subsets of storage. The 6180 Arrays further create a correspondence between a host computer and LUN (e.g., by WWN) by mapping hosts and host groups to volumes and LUNs to create a path between a host and the LUNs to which the host is mapped. The 6180 Arrays control host to storage access because each host will only have access to the storage associated with the LUNs to which the host is mapped.</p>
<p>to process data in the buffer to interface between the first Fibre Channel controller and the second Fibre Channel controller to allow access from Fibre Channel initiator devices to the remote storage devices using native low level, block protocol in accordance with the configuration.</p>	<p>The 6180 Arrays receive SCSI commands (native low level block storage commands) transported over Fibre Channel. The 6180 Arrays allow host access to storage (in accordance with the map) using these SCSI storage commands which do not include the overhead of high level protocols or file systems.</p>

<p>2. The storage router of claim 1, wherein the configuration maintained by the supervisor unit includes an allocation of subsets of storage space to associated Fibre Channel devices, wherein each subset is only accessible by the associated Fibre Channel device.</p>	<p>The 6180 Arrays maintain an allocation of subsets of storage to hosts by mapping one or more LUNs to one or more hosts. In this manner, each subset of storage associated with a LUN is accessible by only the host(s) that have been mapped to a LUN.</p>
<p>3. The storage router of claim 2, wherein the Fibre Channel devices comprise workstations.</p>	<p>The hosts connected to the 6180 Arrays can be workstations.</p>
<p>4. The storage router of claim 2, wherein the remote storage devices comprise hard disk drives.</p>	<p>The storage connected to the 6180 Arrays can be hard disk drives.</p>
<p>6. A storage network, comprising:</p>	<p>Oracle provides instructions to operate a storage network as claimed and the 6180 Arrays have no other function than to operate in the claimed storage network.</p>
<p>a first Fibre Channel transport medium;</p>	<p>See Claim 1.</p>
<p>a second Fibre Channel transport medium;</p>	<p>See Claim 1.</p>
<p>a plurality of workstations connected to the first Fibre Channel transport medium;</p>	<p>The hosts in the storage network can be workstations.</p>
<p>a plurality of storage devices connected to the second Fibre Channel transport medium; and</p>	<p>The 6180 Arrays can connect to storage devices via a second Fibre Channel transport medium.</p>
<p>a storage router interfacing between the first Fibre Channel transport medium and the second Fibre Channel transport medium, the storage router providing virtual local storage on the storage devices to the workstations and operable</p>	<p>The 6180 Arrays are storage routers that provide virtual local storage as claimed.</p>
<p>to map between the workstations and the storage devices;</p>	<p>Mapping is conducted as recited above for Claim 1.</p>
<p>to implement access controls for storage space on the storage devices; and</p>	<p>Access controls are provided as recited above for Claim 1.</p>
<p>to allow access from the workstations to the storage devices using</p>	<p>Access is allowed as recited above for Claim 1.</p>

<p>native low level, block protocol in accordance with the mapping and access controls.</p>	
<p>7. The storage network of claim 6, wherein the access controls include an allocation of subsets of storage space to associated workstations, wherein each subset is only accessible by the associated workstation.</p>	<p>See Claim 2.</p>
<p>8. The storage network of claim 6, wherein the storage devices comprise hard disk drives.</p>	<p>See Claim 4.</p>
<p>9. The storage network of claim 6, wherein the storage router comprises:</p>	
<p>a buffer providing memory work space for the storage router;</p>	<p>See Claim 1.</p>
<p>a first Fibre Channel controller operable to connect to and interface with the first Fibre Channel transport medium, the first Fibre Channel controller further operable to pull outgoing data from the buffer and to place incoming data into the buffer;</p>	<p>The first Fibre Channel controller reads outgoing data from the memory and writes other data into the memory.</p>
<p>a second Fibre Channel controller operable to connect to and interface with the second Fibre Channel transport medium, the second Fibre Channel controller further operable to pull outgoing data from the buffer and to place incoming data into the buffer; and</p>	<p>The second Fibre Channel controller reads outgoing data from the memory and writes other data into the memory.</p>
<p>a supervisor unit coupled to the first and second Fibre Channel controllers and the buffer, the supervisor unit operable to</p>	<p>The 6180 Arrays contain a processor coupled as claimed.</p>
<p>maintain a configuration for the storage devices that maps between workstations and storage devices and that implements the access controls for storage space on the storage devices; and</p>	<p>The 6180 Arrays maintain a configuration and implement access controls as provided above in Claim 1.</p>
<p>to process data in the buffer to interface between the first Fibre Channel controller and the second Fibre Channel controller to allow access from workstations to storage devices in accordance with the configuration.</p>	<p>Access is allowed in accordance with the configuration. See Claim 1.</p>
<p>10. A method for providing virtual local storage on remote storage devices to Fibre Channel devices, comprising:</p>	<p>Oracle provides instructions to perform the method as claimed, and provides the 6180 Arrays having no other function than to operate according to the claimed method.</p>
<p>interfacing with a first Fibre Channel transport medium;</p>	<p>See Claim 1.</p>
<p>interfacing with a second Fibre Channel transport medium;</p>	<p>See Claim 1.</p>
<p>maintaining a configuration for remote storage devices connected to the second Fibre Channel transport medium that maps between Fibre Channel devices and the remote storage devices and that implements access controls for storage space on the remote storage devices; and</p>	<p>The 6180 Arrays maintain a configuration and provide access controls as recited above for Claim 1.</p>

allowing access from Fibre Channel initiator devices to the remote storage devices using native low level, block protocol in accordance with the configuration.	Access is allowed in accordance with the configuration. <i>See</i> Claim 1.
11. The method of claim 10, wherein maintaining the configuration includes allocating subsets of storage space to associated Fibre Channel devices, wherein each subset is only accessible by the associated Fibre Channel device.	<i>See</i> Claim 2.
12. The method of claim 11, wherein the Fibre Channel devices comprise workstations.	<i>See</i> Claim 3.
13. The method of claim 11, wherein the remote storage devices comprise hard disk drives.	<i>See</i> Claim 4.
14. An apparatus for providing virtual local storage on a remote storage device to a device operating according to a Fibre Channel protocol, comprising: a first controller operable to connect to and interface with a first transport medium, wherein the first transport medium is operable according to the Fibre Channel protocol; a second controller operable to connect to and interface with a second transport medium, wherein the second transport medium is operable according to the Fibre Channel protocol; and a supervisor unit coupled to the first controller and the second controller,	The 6180 Arrays provide virtual local storage as claimed. The 6180 Arrays communicate with hosts via a serial network transport medium making the storage remote from the hosts. The storage appears local to hosts. <i>See</i> Claim 1.
the supervisor unit operable to control access from the device connected to the first transport medium to the remote storage device connected to the second transport medium using native low level, block protocols according to a map between the device and the remote storage device.	<i>See</i> Claim 1.
15. The apparatus of claim 14, wherein the supervisor unit is further operable to maintain a configuration wherein the configuration includes the map between the device and the remote storage device, and further wherein the map includes virtual LUNs that provide a representation of the storage device.	<i>See</i> Claim 1.
16. The apparatus of claim 15, wherein the map only exposes the device to LUNs that the device may access.	The 6180 Arrays control host to storage access in accordance with a map and using native low level block protocols, without requiring the overhead of high level protocols or file systems. <i>See also</i> Claim 1.
18. The apparatus of claim 14, wherein the remote storage device further comprises storage space partitioned into virtual local storage for	The 6180 Arrays maintain a configuration where the representation of the storage includes a LUN. The 6180 Arrays present a host with only LUNs associated with the storage the host can access. The LUNs to which the host is mapped appear as local storage to the host.

the device connected to the first transport medium.	
19. The apparatus of claim 18, wherein the supervisor unit is further operable to prevent the device from accessing any storage on the remote storage device that is not part of a virtual local storage partition assigned to the device.	The 6180 Arrays prevent a host from accessing LUNs not assigned to the host via the map.
21. A system for providing virtual local storage on remote storage devices, comprising:	Oracle provides instructions to operate a system as claimed using 6180 Arrays and the 6180 Arrays have no other function than to operate in the claimed system. See Claim 1.
a first controller operable to connect to and interface with a first transport medium operable according to a Fibre Channel protocol;	See Claim 1.
a second controller operable to connect to and interface with a second transport medium operable according to the Fibre Channel protocol;	See Claim 1.
at least one device connected to the first transport medium;	A host connects to a first Fibre Channel transport medium in the system.
at least one storage device connected to the second transport medium; and	6180 Arrays connect to storage devices via a second Fibre Channel transport medium in the system.
an access control device coupled to the first controller and the second controller, the access control device operable to	The 6180 Arrays comprise a processor coupled as claimed.
map between the at least one device and a storage space on the at least one storage device; and	Mapping occurs as recited for Claim 1.
control access from the at least one device to the at least one storage device using native low level, block protocol in accordance with the map.	The 6180 Arrays control host to storage access in accordance with a map and using native low level block protocols, without requiring the overhead of high level protocols or file systems. See also Claim 1. See Claim 15.
22. The system of claim 21, wherein the access control device is further operable to maintain a configuration wherein the configuration includes the map between the at least one device and the at least one storage device, and further wherein the map includes virtual LUNs that provide a representation of the at least one storage device.	
23. The system of claim 22, wherein the map only exposes the at least one device to LUNs that the at least one device may access.	See Claim 16.
25. The system of claim 21, wherein the at least one storage device further comprises storage space partitioned into virtual local storage for the at least one device.	See Claim 18.
26. The system of claim 25, wherein the access control unit is further operable to prevent at least one device from accessing any storage on the at least one storage device that is not part of a virtual local storage	See Claim 19.

partition assigned to the at least one device.	
28. A method for providing virtual local storage on remote storage devices, comprising:	Oracle provides instructions to perform the method as claimed, and provides the 6180 Arrays having no other function than to operate according to the claimed method.
mapping between a device connected to a first transport medium and a storage device connected to a second transport medium, wherein the first transport medium and the second transport medium operate according to a Fibre Channel protocol;	Mapping occurs as recited for Claim 1.
implementing access controls for storage space on the storage device; and	Access controls are implemented as recited for Claim 1.
allowing access from the device connected to the first transport medium to the storage device using native low level, block protocols.	Allowing access occurs as recited for Claim 1.
29. The method of claim 28, further comprising maintaining a configuration wherein the configuration includes a map between the device and the one storage device, and further wherein the map includes virtual LUNs that provide a representation of the storage device.	See Claim 15.
30. The method of claim 29, wherein the map only exposes the device to LUNs that the device may access.	See Claim 16.
32. The method of claim 28, further comprising partitioning storage space on the storage device into virtual local storage for the device.	See Claim 18.
33. The method of claim 32, further comprising preventing the device from accessing any storage on the storage device that is not part of a virtual local storage partition assigned to the device.	See Claim 19.
34. A system for providing virtual local storage, comprising:	Oracle provides instructions to operate a system as claimed using 6180 Arrays and the 6180 Arrays have no other function than to operate in the claimed system.
a host device;	The 6180 Arrays connect to hosts in the system.
a storage device remote from the host device, wherein the storage device has a storage space;	The 6180 Arrays connect to storage devices having storage space.
a first controller;	See Claim 1.
a second controller	See Claim 1.
a first transport medium operable according to a Fibre Channel protocol, wherein the first transport medium connects the host device to the first controller;	See Claim 1.
a second transport medium operable according to the Fibre Channel protocol, wherein the second transport medium connects the second	See Claim 1.

<p>controller to the storage device;</p>	
<p>a supervisor unit coupled to the first controller and the second controller, the supervisor unit operable to</p>	<p>See Claim 1.</p>
<p>maintain a configuration that maps between the host device and at least a portion of the storage space on the storage device; and</p>	<p>See Claim 1.</p>
<p>implement access controls according to the configuration for the storage space on the storage device using native low level, block protocol.</p>	<p>The 6180 Arrays control host to storage access in accordance with a map and using native low level block protocols, without requiring the overhead of high level protocols or file systems. See also Claim 1.</p>
<p>35. The system of claim 34, wherein the supervisor unit is further operable to: maintain a configuration that maps from the host device to a virtual representation of at least a portion of the storage space on the storage device to the storage device; and allow the host device to access only that portion of the storage space that is contained in the map.</p>	<p>See Claim 2.</p>
<p>37. The system of claim 34, wherein the storage device further comprises storage space partitioned into virtual local storage for the host device</p>	<p>See Claim 18.</p>
<p>38. The system of claim 37, wherein the supervisor unit is further operable to prevent the host device from accessing any storage on the storage device that is not part of a virtual local storage partition assigned to the host device.</p>	<p>See Claim 19.</p>

US006425035B2

(12) **United States Patent**
Hoese et al.

(10) **Patent No.:** US 6,425,035 B2
 (45) **Date of Patent:** *Jul. 23, 2002

- (54) **STORAGE ROUTER AND METHOD FOR PROVIDING VIRTUAL LOCAL STORAGE**
- (75) **Inventors:** Geoffrey B. Hoese, Austin; Jeffrey T. Russell, Cibolo, both of TX (US)
- (73) **Assignee:** Crossroads Systems, Inc., Austin, TX (US)
- (* **Notice:** Subject to any disclaimer, the term of this patent is extended or adjusted under 35 U.S.C. 154(b) by 0 days.

This patent is subject to a terminal disclaimer.

5,935,260	A	*	8/1999	Ofer	714/42
5,941,972	A	*	8/1999	Hoese et al.	710/129
5,959,994	A	*	9/1999	Boggs et al.	370/399
6,041,381	A	*	3/2000	Hoese	710/129
6,055,603	A	*	4/2000	Ofer et al.	711/113
6,065,087	A	*	5/2000	Keaveny et al.	710/129
6,075,863	A	*	6/2000	Krishnan et al.	380/49
6,098,149	A	*	8/2000	Ofer et al.	711/112
6,118,766	A	*	9/2000	Akers	370/249
6,148,004	A	*	11/2000	Nelson et al.	370/463
6,185,203	B1	*	2/2001	Berman	370/351
6,209,023	B1	*	3/2001	Dimitroff et al.	709/211
6,230,218	B1	*	5/2001	Caspers et al.	710/20
6,341,315	B1	*	1/2002	Arroyo et al.	709/230
6,343,324	B1	*	1/2002	Hubis et al.	709/229

* cited by examiner

- (21) **Appl. No.:** 09/965,335
- (22) **Filed:** Sep. 27, 2001

Related U.S. Application Data

- (63) Continuation of application No. 09/354,682, filed on Jul. 15, 1999, which is a continuation of application No. 09/001,799, filed on Dec. 31, 1997, now Pat. No. 5,941,972.
- (51) **Int. Cl.⁷** G06F 13/00
- (52) **U.S. Cl.** 710/129; 710/128; 710/8; 710/36; 710/105
- (58) **Field of Search** 710/1-5, 8-13, 710/36-38, 105, 100-101, 126-131; 711/100, 112, 113; 714/42

(56) **References Cited**

U.S. PATENT DOCUMENTS

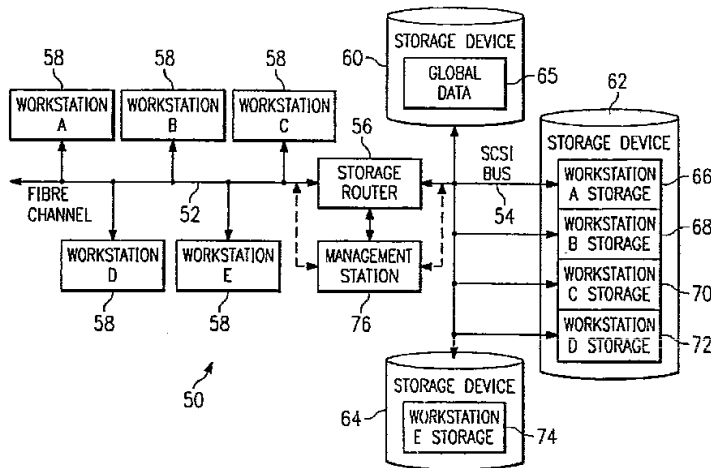
5,748,924	A	*	5/1998	Llorens et al.	710/129
5,768,623	A	*	6/1998	Judd et al.	710/37
5,809,328	A	*	9/1998	Nogales et al.	710/5
5,812,754	A	*	9/1998	Lui et al.	714/6
5,835,496	A	*	11/1998	Yeung et al.	370/514
5,848,251	A	*	12/1998	Lomelino et al.	710/129

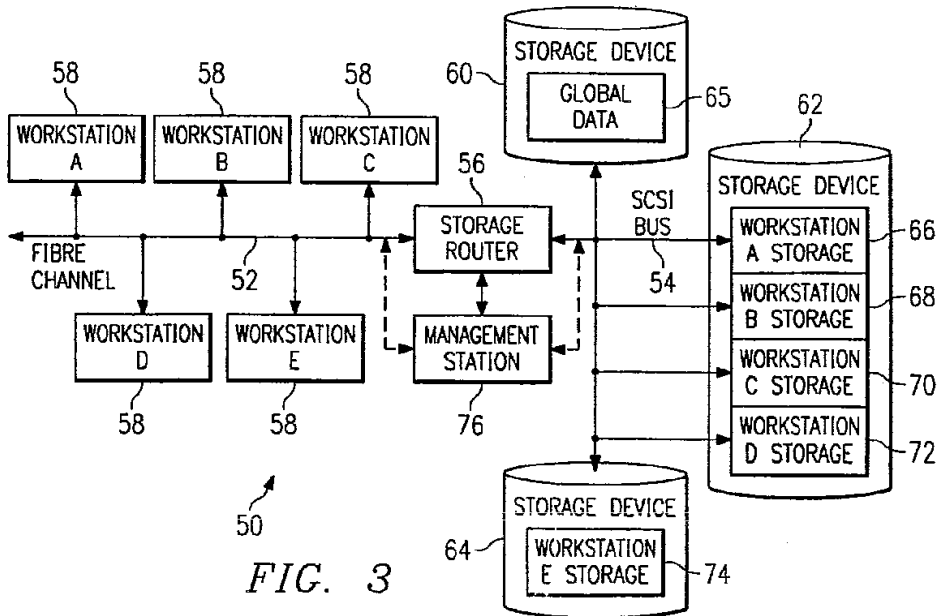
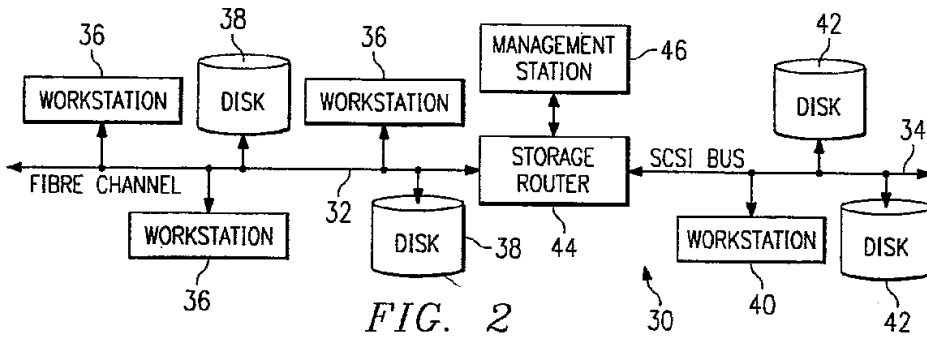
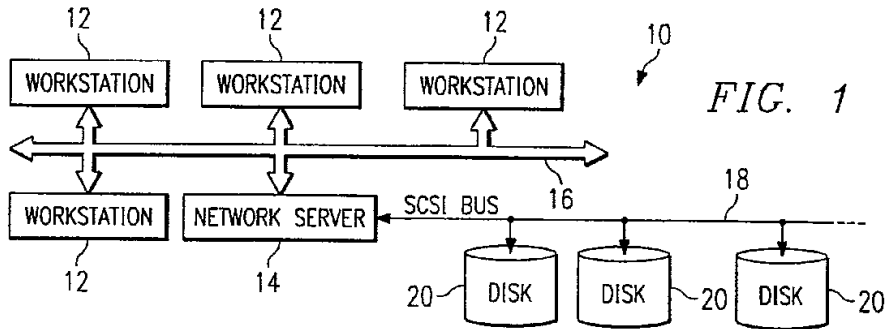
Primary Examiner—Christopher B. Shin
 (74) *Attorney, Agent, or Firm*—Gray Cary Ware & Friedrich LLP

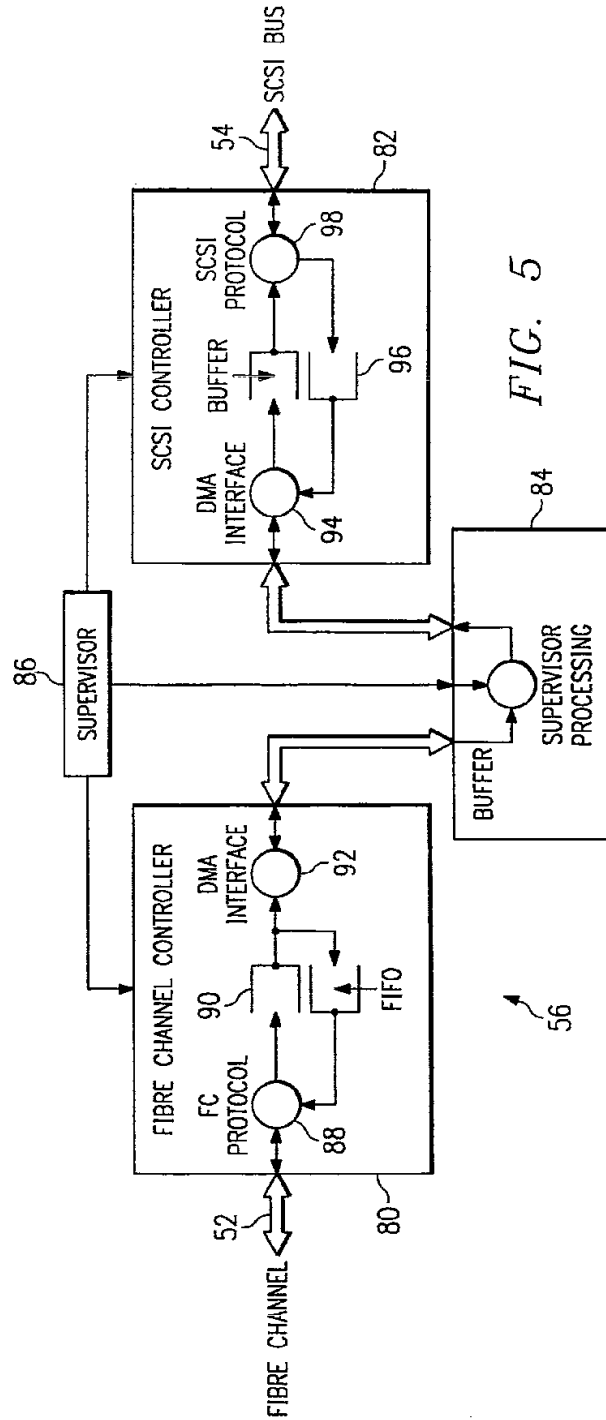
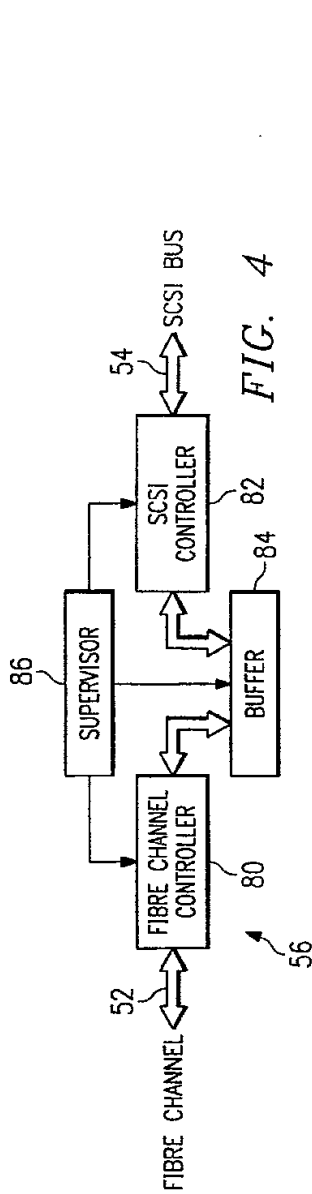
(57) **ABSTRACT**

A storage router (56) and storage network (50) provide virtual local storage on remote SCSI storage devices (60, 62, 64) to Fiber Channel devices. A plurality of Fiber Channel devices, such as workstations (58), are connected to a Fiber Channel transport medium (52), and a plurality of SCSI storage devices (60, 62, 64) are connected to a SCSI bus transport medium (54). The storage router (56) interfaces between the Fibre Channel transport medium (52) and the SCSI bus transport medium (54). The storage router (56) maps between the workstations (58) and the SCSI storage devices (60, 62, 64) and implements access controls for storage space on the SCSI storage devices (60, 62, 64). The storage router (56) then allows access from the workstations (58) to the SCSI storage devices (60, 62, 64) using native low level, block protocol in accordance with the mapping and the access controls.

14 Claims, 2 Drawing Sheets







US 6,425,035 B2

1

STORAGE ROUTER AND METHOD FOR PROVIDING VIRTUAL LOCAL STORAGE

RELATED APPLICATIONS

This application claims the benefit of the filing date of U.S. patent application Ser. No. 09/354,682 by inventors Geoffrey B. Hoese and Jeffrey T. Russell, entitled "Storage Router and Method for Providing Virtual Local Storage" filed on Jul. 15, 1999, which is a continuation of U.S. patent application Ser. No. 091001,799, filed on Dec. 31, 1997, now U.S. Pat. No. 5,941,972, and hereby incorporates these applications by reference in their entireties as if they had been fully set forth herein.

TECHNICAL FIELD OF THE INVENTION

This invention relates in general to network storage devices, and more particularly to a storage router and method for providing virtual local storage on remote SCSI storage devices to Fiber Channel devices.

BACKGROUND OF THE INVENTION

Typical storage transport mediums provide for a relatively small number of devices to be attached over relatively short distances. One such transport medium is a Small Computer System Interface (SCSI) protocol, the structure and operation of which is generally well known as is described, for example, in the SCSI-1, SCSI-2 and SCSI-3 specifications. High speed serial interconnects provide enhanced capability to attach a large number of high speed devices to a common storage transport medium over large distances. One such serial interconnect is Fibre Channel, the structure and operation of which is described, for example, in Fiber Channel Physical and Signaling Interface (FC-PH), ANSI X3.230 Fiber Channel Arbitrated Loop (FC-AL), and ANSI X3.272 Fiber Channel Private Loop Direct Attach (FC-PLDA).

Conventional computing devices, such as computer workstations, generally access storage locally or through network interconnects. Local storage typically consists of a disk drive, tape drive, CD-ROM drive or other storage device contained within, or locally connected to the workstation. The workstation provides a file system structure, that includes security controls, with access to the local storage device through native low level, block protocols. These protocols map directly to the mechanisms used by the storage device and consist of data requests without security controls. Network interconnects typically provide access for a large number of computing devices to data storage on a remote network server. The remote network server provides file system structure, access control, and other miscellaneous capabilities that include the network interface. Access to data through the network server is through network protocols that the server must translate into low level requests to the storage device. A workstation with access to the server storage must translate its file system protocols into network protocols that are used to communicate with the server. Consequently, from the perspective of a workstation, or other computing device, seeking to access such server data, the access is much slower than access to data on a local storage device.

SUMMARY OF THE INVENTION

In accordance with the present invention, a storage router and method for providing virtual local storage on remote SCSI storage devices to Fiber Channel devices are disclosed that provide advantages over conventional network storage devices and methods.

2

According to one aspect of the present invention, a storage router and storage network provide virtual local storage on remote SCSI storage devices to Fiber Channel devices. A plurality of Fiber Channel devices, such as workstations, are connected to a Fiber Channel transport medium, and a plurality of SCSI storage devices are connected to a SCSI bus transport medium. The storage router interfaces between the Fiber Channel transport medium and the SCSI bus transport medium. The storage router maps between the workstations and the SCSI storage devices and implements access controls for storage space on the SCSI storage devices. The storage router then allows access from the workstations to the SCSI storage devices using native low level, block protocol in accordance with the mapping and the access controls.

According to another aspect of the present invention, virtual local storage on remote SCSI storage devices is provided to Fiber Channel devices. A Fibre Channel transport medium and a SCSI bus transport medium are interfaced with. A configuration is maintained for SCSI storage devices connected to the SCSI bus transport medium. The configuration maps between Fiber Channel devices and the SCSI storage devices and implements access controls for storage space on the SCSI storage devices. Access is then allowed from Fiber Channel initiator devices to SCSI storage devices using native low level, block protocol in accordance with the configuration.

A technical advantage of the present invention is the ability to centralize local storage for networked workstations without any cost of speed or overhead. Each workstation access its virtual local storage as if it work locally connected. Further, the centralized storage devices can be located in a significantly remote position even in excess of ten kilometers as defined by Fibre Channel standards.

Another technical advantage of the present invention is the ability to centrally control and administer storage space for connected users without limiting the speed with which the users can access local data. In addition, global access to data, backups, virus scanning and redundancy can be more easily accomplished by centrally located storage devices.

A further technical advantage of the present invention is providing support for SCSI storage devices as local storage for Fiber Channel hosts. In addition, the present invention helps to provide extended capabilities for Fiber Channel and for management of storage subsystems.

BRIEF DESCRIPTION OF THE DRAWINGS

A more complete understanding of the present invention and the advantages thereof may be acquired by referring to the following description taken in conjunction with the accompanying drawings, in which like reference numbers indicate like features, and wherein:

FIG. 1 is a block diagram of a conventional network that provides storage through a network server;

FIG. 2 is a block diagram of one embodiment of a storage network with a storage router that provides global access and routing;

FIG. 3 is a block diagram of one embodiment of a storage network with a storage router that provides virtual local storage;

FIG. 4 is a block diagram of one embodiment of the storage router of FIG. 3; and

FIG. 5 is a block diagram of one embodiment of data flow within the storage router of FIG. 4.

DETAILED DESCRIPTION OF THE INVENTION

FIG. 1 is a block diagram of a conventional network, indicated generally at 10, that provides access to storage

US 6,425,035 B2

3

through a network server. As shown, network 10 includes a plurality of workstations 12 interconnected with a network server 14 via a network transport medium 16. Each workstation 12 can generally comprise a processor, memory, input/output devices, storage devices and a network adapter as well as other common computer components. Network server 14 uses a SCSI bus 18 as a storage transport medium to interconnect with a plurality of storage devices 20 (tape drives, disk drives, etc.). In the embodiment of FIG. 1, network transport medium 16 is a network connection and storage devices 20 comprise hard disk drives, although there are numerous alternate transport mediums and storage devices.

In network 10, each workstation 12 has access to its local storage device as well as network access to data on storage devices 20. The access to a local storage device is typically through native low level, block protocols. On the other hand, access by a workstation 12 to storage devices 20 requires the participation of network server 14 which implements a file system and transfers data to workstations 12 only through high level file system protocols. Only network server 14 communicates with storage devices 20 via native low level, block protocols. Consequently, the network access by workstations 12 through network server 14 is slow with respect to their access to local storage. In network 10, it can also be a logistical problem to centrally manage and administer local data distributed across an organization, including accomplishing tasks such as backups, virus scanning and redundancy.

FIG. 2 is a block diagram of one embodiment of a storage network, indicated generally at 30, with a storage router that provides global access and routing. This environment is significantly different from that of FIG. 1 in that there is no network server involved. In FIG. 2, a Fiber Channel high speed serial transport 32 interconnects a plurality of workstations 36 and storage devices 38. A SCSI bus storage transport medium interconnects workstations 40 and storage devices 42. A storage router 44 then serves to interconnect these mediums and provide devices on either medium global, transparent access to devices on the other medium. Storage router 44 routes requests from initiator devices on one medium to target devices on the other medium and routes data between the target and the initiator. Storage router 44 can allow initiators and targets to be on either side. In this manner, storage router 44 enhances the functionality of Fiber Channel 32 by providing access, for example, to legacy SCSI storage devices on SCSI bus 34. In the embodiment of FIG. 2, the operation of storage router 44 can be managed by a management station 46 connected to the storage router via a direct serial connection.

In storage network 30, any workstation 36 or workstation 40 can access any storage device 38 or storage device 42 through native low level, block protocols, and vice versa. This functionality is enabled by storage router 44 which routes requests and data as a generic transport between Fiber Channel 32 and SCSI bus 34. Storage router 44 uses tables to map devices from one medium to the other and distributes requests and data across Fiber Channel 32 and SCSI bus 34 without any security access controls. Although this extension of the high speed serial interconnect provided by Fiber Channel 32 is beneficial, it is desirable to provide security controls in addition to extended access to storage devices through a native low level, block protocol.

FIG. 3 is a block diagram of one embodiment of a storage network, indicated generally at 50, with a storage router that provides virtual local storage. Similar to that of FIG. 2, storage network 50 includes a Fiber Channel high speed

4

serial interconnect 52 and a SCSI bus 54 bridged by a storage router 56. Storage router 56 of FIG. 3 provides for a large number of workstations 58 to be interconnected on a common storage transport and to access common storage devices 60, 62 and 64 through native low level, block protocols.

According to the present invention, storage router 56 has enhanced functionality to implement security controls and routing such that each workstation 58 can have access to a specific subset of the overall data stored in storage devices 60, 62 and 64. This specific subset of data has the appearance and characteristics of local storage and is referred to herein as virtual local storage. Storage router 56 allows the configuration and modification of the storage allocated to each attached workstation 58 through the use of mapping tables or other mapping techniques.

As shown in FIG. 3, for example, storage device 60 can be configured to provide global data 65 which can be accessed by all workstations 58. Storage device 62 can be configured to provide partitioned subsets 66, 68, 70 and 72, where each partition is allocated to one of the workstations 58 (workstations A, B, C and D). These subsets 66, 68, 70 and 72 can only be accessed by the associated workstation 58 and appear to the associated workstation 58 as local storage accessed using native low level, block protocols. Similarly, storage device 64 can be allocated as storage for the remaining workstation 58 (workstation E).

Storage router 56 combines access control with routing such that each workstation 58 has controlled access to only the specified partition of storage device 62 which forms virtual local storage for the workstation 58. This access control allows security control for the specified data partitions. Storage router 56 allows this allocation of storage devices 60, 62 and 64 to be managed by a management station 76. Management station 76 can connect directly to storage router 56 via a direct connection or, alternately, can interface with storage router 56 through either Fiber Channel 52 or SCSI bus 54. In the latter case, management station 76 can be a workstation or other computing device with special rights such that storage router 56 allows access to mapping tables and shows storage devices 60, 62 and 64 as they exist physically rather than as they have been allocated.

The environment of FIG. 3 extends the concept of a single workstation having locally connected storage devices to a storage network 50 in which workstations 58 are provided virtual local storage in a manner transparent to workstations 58. Storage router 56 provides centralized control of what each workstation 58 sees as its local drive, as well as what data it sees as global data accessible by other workstations 58. Consequently, the storage space considered by the workstation 58 to be its local storage is actually a partition (i.e., logical storage definition) of a physically remote storage device 60, 62 or 64 connected through storage router 56. This means that similar requests from workstations 58 for access to their local storage devices produce different accesses to the storage space on storage devices 60, 62 and 64. Further, no access from a workstation 58 is allowed to the virtual local storage of another workstation 58.

The collective storage provided by storage devices 60, 62 and 64 can have blocks allocated by programming means within storage router 56. To accomplish this function, storage router 56 can include routing tables and security controls that define storage allocation for each workstation 58. The advantages provided by implementing virtual local storage in centralized storage devices include the ability to do collective backups and other collective administrative func-

tions more easily. This is accomplished without limiting the performance of workstations 58 because storage access involves native low level, block protocols and does not involve the overhead of high level protocols and file systems required by network servers.

FIG. 4 is a block diagram of one embodiment of storage router 56 of FIG. 3. Storage router 56 can comprise a Fiber Channel controller 80 that interfaces with Fiber Channel 52 and a SCSI controller 82 that interfaces with SCSI bus 54. A buffer 84 provides memory work space and is connected to both Fiber Channel controller 80 and to SCSI controller 82. A supervisor unit 86 is connected to Fiber Channel controller 80, SCSI controller 82 and buffer 84. Supervisor unit 86 comprises a microprocessor for controlling operation of storage router 56 and to handle mapping and security access for requests between Fiber Channel 52 and SCSI bus 54.

FIG. 5 is a block diagram of one embodiment of data flow within storage router 56 of FIG. 4. As shown, data from Fiber Channel 52 is processed by a Fibre Channel (FC) protocol unit 88 and placed in a FIFO queue 90. A direct memory access (DMA) interface 92 then takes data out of FIFO queue 90 and places it in buffer 84.

Supervisor unit 86 processes the data in buffer 84 as represented by supervisor processing 93. This processing involves mapping between Fiber Channel 52 and SCSI bus 54 and applying access controls and routing functions. A DMA interface 94 then pulls data from buffer 84 and places it into a buffer 96. A SCSI protocol unit 98 pulls data from buffer 96 and communicates the data on SCSI bus 54. Data flow in the reverse direction, from SCSI bus 54 to Fiber Channel 52, is accomplished in a reverse manner.

The storage router of the present invention is a bridge device that connects a Fiber Channel link directly to a SCSI bus and enables the exchange of SCSI command set information between application clients on SCSI bus devices and the Fiber Channel links. Further, the storage router applies access controls such that virtual local storage can be established in remote SCSI storage devices for workstations on the Fiber Channel link. In one embodiment, the storage router provides a connection for Fiber Channel links running the SCSI Fiber Channel Protocol (FCP) to legacy SCSI devices attached to a SCSI bus. The Fiber Channel topology is typically an Arbitrated Loop (FC_{AL}).

In part, the storage router enables a migration path to Fiber Channel based, serial SCSI networks by providing connectivity for legacy SCSI bus devices. The storage router can be attached to a Fiber Channel Arbitrated Loop and a SCSI bus to support a number of SCSI devices. Using configuration settings, the storage router can make the SCSI bus devices available on the Fiber Channel network as FCP logical units. Once the configuration is defined, operation of the storage router is transparent to application clients. In this manner, the storage router can form an integral part of the migration to new Fibre Channel based networks while providing a means to continue using legacy SCSI devices.

In one implementation (not shown), the storage router can be a rack mount or free standing device with an internal power supply. The storage router can have a Fibre Channel and SCSI port, and a standard, detachable power cord can be used, the FC connector can be a copper DB9 connector, and the SCSI connector can be a 68-pin type. Additional modular jacks can be provided for a serial port and a 802.3 10BaseT port, i.e. twisted pair Ethernet, for management access. The SCSI port of the storage router can support SCSI direct and sequential access target devices and can support SCSI

initiators, as well. The Fiber Channel port can interface to SCSI-3 FCP enabled devices and initiators.

To accomplish its functionality, one implementation of the storage router uses: a Fiber Channel interface based on the HEWLETT-PACKARD TACHYON HPFC-5000 controller and a GLM media interface; an Intel 80960RP processor, incorporating independent data and program memory spaces, and associated logic required to implement a stand alone processing system; and a serial port for debug and system configuration. Further, this implementation includes a SCSI interface supporting Fast-20 based on the SYMBIOS 53C8xx series SCSI controllers, and an operating system based upon the WIND RIVERS SYSTEMS VXWORKS or IXWORKS kernel, as determined by design. In addition, the storage router includes software as required to control basic functions of the various elements, and to provide appropriate translations between the FC and SCSI protocols.

The storage router has various modes of operation that are possible between FC and SCSI target and initiator combinations. These modes are: FC Initiator to SCSI Target; SCSI Initiator to FC Target; SCSI Initiator to SCSI Target; and FC Initiator to FC Target. The first two modes can be supported concurrently in a single storage router device are discussed briefly below. The third mode can involve two storage router devices back to back and can serve primarily as a device to extend the physical distance beyond that possible via a direct SCSI connection. The last mode can be used to carry FC protocols encapsulated on other transmission technologies (e.g. ATM, SONET), or to act as a bridge between two FC loops (e.g. as a two port fabric).

The FC Initiator to SCSI Target mode provides for the basic configuration of a server using Fiber Channel to communicate with SCSI targets. This mode requires that a host system have an FC attached device and associated device drivers and software to generate SCSI-3 FCP requests. This system acts as an initiator using the storage router to communicate with SCSI target devices. The SCSI devices supported can include SCSI-2 compliant direct or sequential access (disk or tape) devices. The storage router serves to translate command and status information and transfer data between SCSI-3 FCP and SCSI-2, allowing the use of standard SCSI-2 devices in a Fibre Channel environment.

The SCSI Initiator to FC Target mode provides for the configuration of a server using SCSI-2 to communicate with Fiber Channel targets. This mode requires that a host system has a SCSI-2 interface and driver software to control SCSI-2 target devices. The storage router will connect to the SCSI-2 bus and respond as a target to multiple target IDs. Configuration information is required to identify the target IDs to which the bridge will respond on the SCSI-2 bus. The storage router then translates the SCSI-2 requests to SCSI-3 FCP requests, allowing the use of FC devices with a SCSI host system. This will also allow features such as a tape device acting as an initiator on the SCSI bus to provide full support for this type of SCSI device.

In general, user configuration of the storage router will be needed to support various functional modes of operation. Configuration can be modified, for example, through a serial port or through an Ethernet port via SNMP (simple network management protocol) or a Telnet session. Specifically, SNMP manageability can be provided via an 802.3 Ethernet interface. This can provide for configuration changes as well as providing statistics and error information. Configuration can also be performed via TELNET or RS-232 interfaces

US 6,425,035 B2

7

with menu driven command interfaces. Configuration information can be stored in a segment of flash memory and can be retained across resets and power off cycles. Password protection can also be provided.

In the first two modes of operation, addressing information is needed to map from FC addressing to SCSI addressing and vice versa. This can be 'hard' configuration data, due to the need for address information to be maintained across initialization and partial reconfigurations of the Fiber Channel address space. In an arbitrated loop configuration, user configured addresses will be needed for AL_PAs in order to insure that known addresses are provided between loop reconfigurations.

With respect to addressing, FCP and SCSI 2 systems employ different methods of addressing target devices. Additionally, the inclusion of a storage router means that a method of translating device IDs needs to be implemented. In addition, the storage router can respond to commands without passing the commands through to the opposite interface. This can be implemented to allow all generic FCP and SCSI commands to pass through the storage router to address attached devices, but allow for configuration and diagnostics to be performed directly on the storage router through the FC and SCSI interfaces.

Management commands are those intended to be processed by the storage router controller directly. This may include diagnostic, mode, and log commands as well as other vendor-specific commands. These commands can be received and processed by both the FCP and SCSI interfaces, but are not typically bridged to the opposite interface. These commands may also have side effects on the operation of the storage router, and cause other storage router operations to change or terminate.

A primary method of addressing management commands through the FCP and SCSI interfaces can be through peripheral device type addressing. For example, the storage router can respond to all operations addressed to logical unit (LUN) zero as a controller device. Commands that the storage router will support can include INQUIRY as well as vendor-specific management commands. These are to be generally consistent with SCC standard commands.

The SCSI bus is capable of establishing bus connections between targets. These targets may internally address logical units. Thus, the prioritized addressing scheme used by SCSI subsystems can be represented as follows: BUS:TARGET:LOGICAL UNIT. The BUS identification is intrinsic in the configuration, as a SCSI initiator is attached to only one-bus. Target addressing is handled by bus arbitration from information provided to the arbitrating device. Target addresses are assigned to SCSI devices directly, though some means of configuration, such as a hardware jumper, switch setting, or device specific software configuration. As such, the SCSI protocol provides only logical unit addressing within the Identify message. Bus and target information is implied by the established connection.

Fiber Channel devices within a fabric are addressed by a unique port identifier. This identifier is assigned to a port during certain well-defined states of the FC protocol. Individual ports are allowed to arbitrate for a known, user defined address. If such an address is not provided, or if arbitration for a particular user address fails, the port is assigned a unique address by the FC protocol. This address is generally not guaranteed to be unique between instances. Various scenarios exist where the AL-PA of a device will change, either after power cycle or loop reconfiguration.

The FC protocol also provides a logical unit address field within command structures to provide addressing to devices

8

internal to a port. The FCP_CMD payload specifies an eight byte LUN field. Subsequent identification of the exchange between devices is provided by the FQXID (Fully Qualified Exchange ID).

FC ports can be required to have specific addresses assigned. Although basic functionality is not dependent on this, changes in the loop configuration could result in disk targets changing identifiers with the potential risk of data corruption or loss. This configuration can be straightforward, and can consist of providing the device a loop-unique ID (AL_PA) in the range of "01h" to "EFh." Storage routers could be shipped with a default value with the assumption that most configurations will be using single storage routers and no other devices requesting the present ID. This would provide a minimum amount of initial configuration to the system administrator. Alternately, storage routers could be defaulted to assume any address so that configurations requiring multiple storage routers on a loop would not require that the administrator assign a unique ID to the additional storage routers.

Address translation is needed where commands are issued in the cases FC Initiator to SCSI Target and SCSI Initiator to FC Target. Target responses are qualified by the FQXID and will retain the translation acquired at the beginning of the exchange. This prevents configuration changes occurring during the course of execution of a command from causing data or state information to be inadvertently misdirected. Configuration can be required in cases of SCSI Initiator to FC Target, as discovery may not effectively allow for FCP targets to consistently be found. This is due to an FC arbitrated loop supporting addressing of a larger number of devices than a SCSI bus and the possibility of FC devices changing their AL-PA due to device insertion or other loop initialization.

In the direct method, the translation to BUS:TARGET:LUN of the SCSI address information will be direct. That is, the values represented in the FCP LUN field will directly map to the values in effect on the SCSI bus. This provides a clean translation and does not require SCSI bus discovery. It also allows devices to be dynamically added to the SCSI bus without modifying the address map. It may not allow for complete discovery by FCP initiator devices, as gaps between device addresses may halt the discovery process. Legacy SCSI device drivers typically halt discovery on a target device at the first unoccupied LUN, and proceed to the next target. This would lead to some devices not being discovered. However, this allows for hot plugged devices and other changes to the loop addressing.

In the ordered method, ordered translation requires that the storage router perform discovery on reset, and collapses the addresses on the SCSI bus to sequential FCP LUN values. Thus, the FCP LUN values 0-N can represent N+1 SCSI devices, regardless of SCSI address values, in the order in which they are isolated during the SCSI discovery process. This would allow the FCP initiator discovery process to identify all mapped SCSI devices without further configuration. This has the limitation that hot-plugged devices will not be identified until the next reset cycle. In this case, the address may also be altered as well.

In addition to addressing, according to the present invention, the storage router provides configuration and access controls that cause certain requests from FC Initiators to be directed to assigned virtual local storage partitioned on SCSI storage devices. For example, the same request for LUN 0 (local storage) by two different FC Initiators can be directed to two separate subsets of storage. The storage

router can use tables to map, for each initiator, what storage access is available and what partition is being addressed by a particular request. In this manner, the storage space provided by SCSI storage devices can be allocated to FC initiators to provide virtual local storage as well as to create any other desired configuration for secured access.

Although the present invention has been described in detail, it should be understood that various changes, substitutions, and alterations can be made hereto without departing from the spirit and scope of the invention as defined by the appended claims.

What is claimed is:

1. A storage router for providing virtual local storage on remote storage devices to devices, comprising:

- a buffer providing memory work space for the storage router;
- a first controller operable to connect to and interface with a first transport medium;
- a second controller operable to connect to and interface with a second transport medium; and
- a supervisor unit coupled to the first controller, the second controller and the buffer, the supervisor unit operable to map between devices connected to the first transport medium and the storage devices, to implement access controls for storage space on the storage devices and to process data in the buffer to interface between the first controller and the second controller to allow access from devices connected to the first transport medium to the storage devices using native low level, block protocols.

2. The storage router of claim 1, wherein the supervisor unit maintains an allocation of subsets of storage space to associated devices connected to the first transport medium, wherein each subset is only accessible by the associated device connected to the first transport medium.

3. The storage router of claim 2, wherein the devices connected to the first transport medium comprise workstations.

4. The storage router of claim 2, wherein the storage devices comprise hard disk drives.

5. The storage router of claim 1, wherein the first controller comprises:

- a first protocol unit operable to connect to the first transport medium;
- a first-in-first-out queue coupled to the first protocol unit; and
- a direct memory access (DMA) interface coupled to the first-in-first-out queue and to the buffer.

6. The storage router of claim 1, wherein the second controller comprises:

- a second protocol unit operable to connect to the second transport medium;
- an internal buffer coupled to the second protocol unit; and
- a direct memory access (DMA) interface coupled to the internal buffer and to the buffer of the storage router.

7. A storage network, comprising:

- a first transport medium;
- a second transport medium;
- a plurality of workstations connected to the first transport medium;
- a plurality of storage devices connected to the second transport medium; and

a storage router interfacing between the first transport medium and the second transport medium, the storage router providing virtual local storage on the storage devices to the workstations and operable:

- to map between the workstations and the storage devices;
- to implement access controls for storage space on the storage devices; and
- to allow access from the workstations to the storage devices using native low level, block protocol in accordance with the mapping and access controls.

8. The storage network of claim 7, wherein the access controls include an allocation of subsets of storage space to associated workstations, wherein each subset is only accessible by the associated workstation.

9. The storage network of claim 7, wherein the storage devices comprise hard disk drives.

10. The storage network of claim 7, wherein the storage router comprises:

- a buffer providing memory work space for the storage router;
- a first controller operable to connect to and interface with the first transport medium, the first controller further operable to pull outgoing data from the buffer and to place incoming data into the buffer;
- a second controller operable to connect to and interface with the second transport medium, the second controller further operable to pull outgoing data from the buffer and to place incoming data into the buffer; and
- a supervisor unit coupled to the first controller, the second controller and the buffer, the supervisor unit operable: to map between devices connected to the first transport medium and the storage devices, to implement the access controls for storage space on the storage devices and to process data in the buffer to interface between the first controller and the second controller to allow access from workstations to storage devices.

11. A method for providing virtual local storage on remote storage devices connected to one transport medium to devices connected to another transport medium, comprising:

- interfacing with a first transport medium;
- interfacing with a second transport medium;
- mapping between devices connected to the first transport medium and the storage devices and that implements access controls for storage space on the storage devices; and
- allowing access from devices connected to the first transport medium to the storage devices using native low level, block protocols.

12. The method of claim 11, wherein mapping between devices connected to the first transport medium and the storage devices includes allocating subsets of storage space to associated devices connected to the first transport medium, wherein each subset is only accessible by the associated device connected to the first transport medium.

13. The method of claim 12, wherein the devices connected to the first transport medium comprise workstations.

14. The method of claim 12, wherein the storage devices comprise hard disk drives.

* * * * *

UNITED STATES PATENT AND TRADEMARK OFFICE

CERTIFICATE OF CORRECTION

PATENT NO. : 6,425,035 B2
DATED : July 23, 2002
INVENTOR(S) : Geoffry B. Hoese et al.

Page 1 of 1


It is certified that error appears in the above-identified patent and that said Letters Patent is hereby corrected as shown below:

Column 10,

Line 47, delete "that implements" and insert -- implementing --

Signed and Sealed this

Twenty-sixth Day of August, 2003

A handwritten signature in black ink, appearing to read "James E. Rogan", written over a horizontal line.

JAMES E. ROGAN
Director of the United States Patent and Trademark Office



US006425035C1

(12) **EX PARTE REEXAMINATION CERTIFICATE** (5472nd)

United States Patent

Hoese et al.

(10) **Number:** **US 6,425,035 C1**

(45) **Certificate Issued:** ***Aug. 8, 2006**

(54) **STORAGE ROUTER AND METHOD FOR PROVIDING VIRTUAL LOCAL STORAGE**

(75) **Inventors:** **Geoffrey H. Hoese, Austin, TX (US); Jeffrey T. Russell, Cibolo, TX (US)**

(73) **Assignee:** **Crossworlds Software, Burlingame, CA (US)**

4,864,532 A	9/1989	Reeve et al.
4,947,367 A	8/1990	Chang et al.
5,072,378 A	12/1991	Manka
5,163,131 A	11/1992	Row et al.
5,239,632 A	8/1993	Larner
5,239,643 A	8/1993	Blount et al.

(Continued)

Reexamination Request:

No. 90/007,125, Jul. 19, 2004
No. 90/007,317, Nov. 23, 2004

Reexamination Certificate for:

Patent No.: **6,425,035**
Issued: **Jul. 23, 2002**
Appl. No.: **09/965,335**
Filed: **Sep. 27, 2001**

(*) **Notice:** This patent is subject to a terminal disclaimer.

Related U.S. Application Data

(63) Continuation of application No. 09/354,682, filed on Jul. 15, 1999, now Pat. No. 6,421,753, which is a continuation of application No. 09/001,799, filed on Dec. 31, 1997, now Pat. No. 5,941,972.

(51) **Int. Cl.**
G06F 13/00 (2006.01)

(52) **U.S. Cl.** 710/315; 710/2; 710/8; 710/36; 710/105; 710/305; 710/308; 711/112

(58) **Field of Classification Search** 710/1-5, 710/8-13, 36-38, 105, 100, 101, 305-316; 711/100, 112, 113; 714/42
See application file for complete search history.

(56) **References Cited**

U.S. PATENT DOCUMENTS

3,082,406 A	3/1963	Stevens
4,092,732 A	5/1978	Ouchi
4,695,948 A	9/1987	Blevins et al.
4,751,635 A	6/1988	Kret

FOREIGN PATENT DOCUMENTS

EP	0810530 A2	12/1997
EP	0827059 A2	3/1998
GB	2296798 A	7/1996
GB	2297636 A	8/1996
GB	2341715	3/2000
JP	6301607	10/1994
JP	8-230895	9/1996
WO	WO 98/36357	8/1998
WO	WO 99/34297 A1	7/1999

OTHER PUBLICATIONS

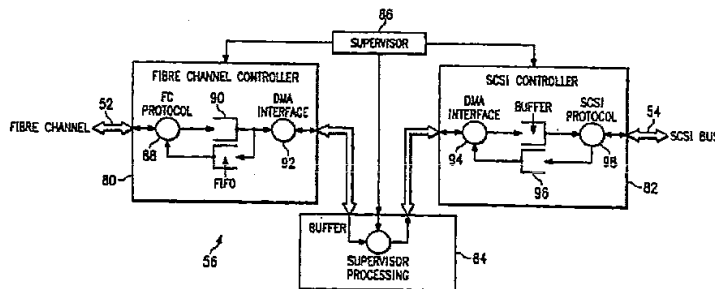
Systems Architectures Using Fibre Channel, Roger Cummings, Twelfth IEEE Symposium on Mass Storage Systems, copyright 1993 IEEE. pp. 251-256.*

(Continued)

Primary Examiner—Dov Popovici

(57) **ABSTRACT**

A storage router (56) and storage network (50) provide virtual local storage on remote SCSI storage devices (60, 62, 64) to Fiber Channel devices. A plurality of Fiber Channel devices, such as workstations (58), are connected to a Fiber Channel transport medium (52), and a plurality of SCSI storage devices (60, 62, 64) are connected to a SCSI bus transport medium (54). The storage router (56) interfaces between the Fibre Channel transport medium (52) and the SCSI bus transport medium (54). The storage router (56) maps between the workstations (58) and the SCSI storage devices (60, 62, 64) and implements access, controls for storage space on the SCSI storage devices (60, 62, 64). The storage router (56) then allows access from the workstations (58) to the SCSI storage devices (60, 62, 64) using native low level, block protocol in accordance with the mapping and the access controls.



US 6,425,035 C1

Page 2

U.S. PATENT DOCUMENTS

5,257,386 A 10/1993 Saito
 5,345,565 A * 9/1994 Jibbe et al. 710/316
 5,347,384 A 9/1994 McReynolds et al.
 5,394,526 A * 2/1995 Crouse et al. 709/219
 5,414,820 A 5/1995 McFarland et al.
 5,423,044 A 6/1995 Sutton et al.
 5,465,382 A 11/1995 Day, III et al.
 5,530,845 A 6/1996 Hiatt et al.
 5,535,352 A 7/1996 Bridges et al.
 5,581,714 A 12/1996 Amini et al.
 5,596,562 A 1/1997 Chen
 5,596,736 A 1/1997 Kerns
 5,598,541 A 1/1997 Malladi
 5,634,111 A * 5/1997 Oeda et al. 711/153
 5,680,556 A 10/1997 Begun et al.
 5,701,491 A 12/1997 Dunn et al.
 5,712,976 A 1/1998 Falcon et al.
 5,729,705 A 3/1998 Weber
 5,743,847 A 4/1998 Nakamura et al.
 5,751,975 A 5/1998 Gillespie et al.
 5,774,683 A 6/1998 Gutick
 5,845,107 A 12/1998 Fisch et al.
 5,857,080 A 1/1999 Jander et al.
 5,864,653 A 1/1999 Tavallaei et al.
 5,867,648 A 2/1999 Foth et al.
 5,884,027 A 3/1999 Garbus et al.
 5,913,045 A 6/1999 Gillespie et al.
 5,923,557 A 7/1999 Eidson
 5,941,969 A 8/1999 Ram et al.
 5,953,511 A 9/1999 Sescilia et al.
 5,959,994 A 9/1999 Boggs et al.
 5,974,530 A 10/1999 Young
 5,978,379 A 11/1999 Chan et al.
 5,991,797 A 11/1999 Futral et al.
 6,000,020 A 12/1999 Chin et al.
 6,021,451 A 2/2000 Bell et al.
 6,070,253 A 5/2000 Tavallaei et al.
 6,131,119 A 10/2000 Fukui
 6,134,617 A 10/2000 Weber
 6,141,737 A 10/2000 Krantz et al.
 6,145,006 A 11/2000 Vishlitsky et al.
 6,223,266 B1 4/2001 Sartore
 6,230,218 B1 5/2001 Casper et al.
 6,260,120 B1 7/2001 Blumrenau et al.
 6,330,629 B1 12/2001 Kondo et al.
 6,363,462 B1 3/2002 Bergsten
 6,421,753 B1 7/2002 Hoese et al.
 6,425,035 B1 7/2002 Hoese et al.
 6,425,036 B1 7/2002 Hoese et al.
 6,484,245 B1 11/2002 Sanada et al.
 6,529,996 B1 3/2003 Nguyen et al.

OTHER PUBLICATIONS

Fibre Channel and ATM: The Physical Layers, Jerry Quam, WESCON/94, published Sep. 27-29, 1994. pp. 648-652.*
 Petal: Distributed Virtual Disks, Edward K. Lee and Chandramohan A. Thekkath, ACM SIGPLAN Notices, vol. 31, Issue 9, Sep. 1996, pp. 84-92.*
 Black Box, SCSI Fiberoptic Extender, Single-Ended, Product Insert, 2 pages, 1996.
 Burskey, Dave "New Serial I/Os Speed Storage Subsystems" Feb. 6, 1996.
 CRD-5500, Raid Disk Array Controller Product Insert, pp. 1-5.
 CRD-5500, SCSI Raid Controller OEM Manual, Rev. 1.3, Feb. 26, 1996, pp. 1-54.

Raidtec FibreArray and Raidtec FlexArray UltraRaid Systems, Windows IT PRO Article, Oct. 1997.
 DIGITAL Storage Works, HSZ70 Array Controller, HSOFF Version 7.0 EK-HSZ70-CG. A01, Digital Equipment Corporation, Maynard, Massachusetts.
 DIGITAL StorageWorks, Using Your HSZ70 Array Controller in a SCSI Controller Shelf (DS-BA356-M Series), User's Guide, pp. 1-1 through A-5 with index, Jan. 1998.
 DIGITAL StorageWorks HSZ270 Array Controller HSOFF Version 7.0 EK-HSZ270-RM. A01. CLI Reference Manual.
 DIGITAL Storageworks HSG80 Array Controller ACS Version 8.0 (User's Guide) Jan. 1998.
 DIGITAL StorageWorks HSZ70 Array Controller HSOFF Version 7.0 EK-HSZ70-SV. A01.
 Emerson, "Anco Communications: Performance evaluation of switched fibre channel I/O system using--FCP for SCSI" Feb. 1995, IEEE, pp. 479-484.
 IBM Technical Publication: Magstar and IBM 3590 High Performance Tape Subsystem Technical Guide, Nov. 1996, pp. 1-269.
 Guide to Sharing and Partitioning IBM Tape Library Dataservers, Nov. 1996, IBM, International Technical Support Organization, San Jose Center.
 Misc. Reference Manual Pages, SunOS 5.09.
 Block-Based Distributed File Systems, Anthony J. McGregor, Jul. 1997.
 InfoServer 150VXT Photograph.
 Pictures of internal components of the InfoServer 150, taken from <http://bindarydinosaurs.couk/Museum/Digital/Infoserver/infoserver.php> in Nov. 2004.
 Simplest Migration to Fibre Channel Technology.
 Compaq Storageworks HSG80 Array Controller ACS Version 8.3 (Maintenance and Service Guide) Nov. 1998.
 Compaq Storageworks HSG80 Array Controller ACS Version 8.3 (Configuration and CLI Reference Guide) Nov. 1998.
 Office Action dated Jan. 21, 2003 for 10/174,720.
 Office Action dated Feb. 27, 2001 for 09/354,682.
 Office Action dated Aug. 11, 2000 for 09/354,682.
 Office Action dated Dec. 16, 1999 for 09/354,682.
 Office Action dated Nov. 6, 2002, for 10/023,786.
 Office Action dated Jan. 21, 2003 for 10/081,110.
 Office Action dated Jan. 27, 2005 in 10/658,163.
 Office Action in Ex Parte Reexamination 90/007,127, mailed Feb. 7, 2005.
 Office Action in Ex Parte Reexamination 90/007,126, mailed Feb. 7, 2005.
 Office Action in Ex Parte Reexamination 90/007,124, mailed Feb. 7, 2005.
 Office Action in Ex Parte Reexamination 90/007,123, mailed Feb. 7, 2005.
 European Office Action issued Apr. 1, 2004 in Application No. 98966104.6-2413.
 Defendant's First Supplemental Trial Exhibit List, *Crossroads Systems, Inc., v. Chaparral Network Storage, Inc.*, C.A. No. A-00CA-217-SS (W.D. Tex. 2001), (CD-Rom).
 Defendant's Third Supplemental Trial Exhibit List, *Crossroads Systems, Inc. v. Pathlight Technology, Inc.*, C.A. No. A-00CA-248-SS (W.D. Tex. 2001) (CD-Rom).
 Defendant's Trial Exhibits, *Crossroads Systems, Inc. v. Pathlight Technology, Inc.*, C.A. No. A-00CA-248-SS (W.D. Tex. 2001). (CD-Rom).

US 6,425,035 C1

Page 3

Defendants' Trial Exhibits, *Crossroads Systems, Inc. v. Chaparral Network Storage, Inc.*, C.A. No. A-00CA-217-SS (W.D. Tex. 2001) (CD-Rom).

Defendant Chaparral Network Storage, Inc.'s First Supplemental Trial Exhibit List (D1 through D271) (CD-ROM Chaparral Exhibits ExList_Def), Sep. 2, 2001.

Defendant Pathlight Technology Inc.'s Third Supplemental Trial Exhibit List (CD-ROM Pathlight Exhibits ExList_Def).

Plaintiff's Fourth Amended Trail Exhibit List, *Crossroads Systems, Inc. v. Chaparral Network Storage, Inc.*, C.A. No. A-00CA-217-SS (W.D. Tex. 2001) (CD-Rom), Sep. 11, 2001.

Plaintiff's Revised Trial Exhibit List, *Crossroads Systems, Inc. v. Pathlight Technology, Inc.*, C.A. No. A-00CA-248-SS (W.D. Tex. 2001). (CD-Rom).

Plaintiff's Trial Exhibits, *Crossroads Systems, Inc. v. Chaparral Networks Storage, Inc.*, C.A. No. A-00CA-217-SS (W.D. Tex. 2001). (CD-Rom).

Plaintiff's Fourth Amended Trail Exhibit List (CD-ROM Chaparral Exhibits ExList_Plaintiff), Sep. 11, 2001.

Plaintiff's Revised Trail Exhibit List (CD-ROM Pathlight Exhibits ExList_Plaintiff).

Trail Transcripts, *Crossroads Systems, Inc. v. Chaparral Network Storage, Inc.*, C.A. No. A-00CA-217-SS (W.D. Tex. 2001) (CD-Rom).

Trail Transcripts, *Crossroads Systems, Inc. v. Pathlight Technology, Inc.*, C.A. No. A-00CA-248-SS (W.D. Tex. 2001). (CD-Rom).

Trial Exhibits and Transcripts, *Crossroads v. Chaparral*, Civil Action No. A-00CA-21755, W.D. Tex. 2000 (CD-Rom and hard copy printouts).

Snively, "Sun Microsystem Computer Corporation: Implementing a fibre optic channel SCSI transport" 1994 IEEE, Feb. 28, 1994, pp. 78-82.

Datasheet for CrossPoint 4100 Fibre Channel to SCSI Router (Dedek Ex 41 (ANCT 117-120)) (CD-ROM Chaparral Exhibits D012).

Symbios Logic—Software Interface Specification Series 3 SCSI RAID Controller Software Release 02.xx (Engelbrecht Ex 2 (LSI 1421-1658)) (CD-ROM Chaparral Exhibits D013), Dec. 3, 1997.

Press Release—Symbios Logic to Demonstrate Strong Support for Fibre Channel at Fall Comdex (Engelbrecht 12 (LSI 2785-86)) (CD-ROM Chaparral Exhibits D016), Nov. 13, 1996.

OEM Datasheet on the 3701 Controller (Engelbrecht 13 (LSI 01837-38)) (CD-ROM Chaparral Exhibits D017), Jun. 17, 1905.

Non-disclosure Agreement Between Adaptec and Crossroads Dated Oct. 17, 1996 (Quisenberry Ex 25 (CRDS 8196)) (CD-ROM Chaparral Exhibits D020).

Organizational Presentation on the External Storage Group (Lavan Ex 1 (CNS 182242-255)) (CD-ROM Chaparral Exhibits D021), Apr. 11, 1996.

Bridge. C, Bridge Between SCSI-2 and SCSI-3 FCP (Fibre Channel Protocol) (CD-ROM Chaparral Exhibits P214).

Bridge Phase II Architecture Presentation (Lavan Ex 2 (CNS 182287-295)) (CD-ROM Chaparral Exhibits D022), Apr. 12, 1996.

Attendees/Action Items from Apr. 12, 1996 Meeting at BTC (Lavan Ex 3 (CNS 182241)) (CD-ROM Chaparral Exhibits D023), Apr. 12, 1996.

Brooklyn Hardware Engineering Requirements Documents, Revision 1.4 (Lavan Ex 4 (CNS 178188-211)) (CD-ROM Chaparral Exhibits D024) by Pecone, May 26, 1996.

Brooklyn Single-Ended SCSI RAID Bridge Controller Hardware OEM Manual, Revision 2.1 (Lavan Ex 5 (CNS 177169-191)) (CD-ROM Chaparral Exhibits D025), Mar. 21, 1996.

Coronado Hardware Engineering Requirements Document, Revision 0.0 (Lavan Ex 7 (CNS 176917-932)). (CD-ROM Chaparral Exhibits D027) by O'Dell, Sep. 30, 1996.

ESS/FPG Organization (Lavan Ex 8 (CNS 178639-652)) (CD-ROM Chaparral Exhibits D028), Dec. 6, 1996.

Adaptec MCS ESS Presents: Intelligent External I/O Raid Controllers "Bridge" Strategy (Lavan Ex 9 (CNS 178606-638)). (CD-ROM Chaparral Exhibits D029), Feb. 6, 1996.

AEC-7313 Fibre Channel Daughter Board (for Brooklyn) Engineering Specification, Revision 1.0 (Lavan Ex 10 (CNS 176830-850)) (CD-ROM Chaparral Exhibits D030), Feb. 27, 1997.

Bill of Material (Lavan Ex 14 (CNS 177211-214)) (CD-ROM Chaparral Exhibits D034), Jul. 24, 1997.

AEC-4412B, AEC-7412/B2 External RAID Controller Hardware OEM Manual, Revision 2.0 (Lavan Ex 15 (CNS 177082-123)) (CD-ROM Chaparral Exhibits D035), Jun. 27, 1997.

Coronado II, AEC-7312A Fibre Channel Daughter (for Brooklyn) Hardware Specification, Revision 1.2 (Lavan Ex 16 (CNS 177192-210)) (CD-ROM Chaparral Exhibits D037) by Tom Yang, Jul. 18, 1997.

AEC-4412B, AEC7412/3B External RAID Controller Hardware OEM Manual, Revision 3.0 (Lavan Ex 17 (CNS 177124-165)) (CD-ROM Chaparral Exhibits D036), Aug. 25, 1997.

Memo Dated Aug. 15, 1997 to AEC-7312A Evaluation Unit Customers re: B001 Release Notes (Lavan Ex 18 (CNS 182878-879)) (CD-ROM Chaparral Exhibits D038), Aug. 15, 1997.

Brooklyn Main Board (AES-0302) MES Schedule (Lavan Ex 19 (CNS 177759-763)) (CD-ROM Chaparral Exhibits D039), Feb. 11, 1997.

News Release—Adaptec Adds Fibre Channel Option to its External RAID Controller Family (Lavan Ex 20 (CNS 182932-934)) (CD-ROM Chaparral Exhibits D040), May 6, 1997.

AEC-4412B/7412B User's Guide, Rev. A (Lavan Ex 21) (CD-ROM Chaparral Exhibits D041), Jun. 19, 1905.

Data Book—AIC-7895 PCI Bus Master Single Chip SCSI Host Adapter (Davies Ex 1 (CNS 182944-64)) (CD-ROM Chaparral Exhibits D046), May 21, 1996.

Data Book—AIC-1160 Fibre Channel Host Adapter ASIC (Davies Ex 2 (CNS 181800-825)) (CD-ROM Chaparral Exhibits D047), Jun. 18, 1905.

Viking RAID Software (Davies Ex 3 (CNS 180969-181026)) (CD-ROM Chaparral Exhibits D048), Jun. 18, 1905.

Header File with Structure Definitions (Davies Ex 4 (CNS 180009-018)) (CD-ROM Chaparral Exhibits D049), Aug. 8, 1996.

C++ SourceCode for the SCSI Command Handler (Davies Ex 5 (CNS 179136-168)) (CD-ROM Chaparral Exhibits D050), Aug. 8, 1996.

Header File Data Structure (Davies Ex 6 (CNS 179997-180008)) (CD-ROM Chaparral Exhibits D051), Jan. 2, 1997.

SCSI Command Handler (Davies Ex 7 (CNS 179676-719)) (CD-ROM Chaparral Exhibits D052), Jan. 2, 1997.

US 6,425,035 C1

Page 4

- Coronado: Fibre Channel to SCSI Intelligent RAID Controller Product Brief (Kalwitz Ex 1 (CNS 182804-805)) (CD-ROM Chaparral Exhibits D053).
- Bill of Material (Kalwitz Ex 2 (CNS 181632-633)) (CD-ROM Chaparral Exhibits D054), Mar. 17, 1997.
- Emails Dated Jan. 13-Mar. 31, 1997 from P. Collins to Mo re: Status Reports (Kalwitz Ex 3 (CNS 182501-511)) (CD-ROM Chaparral Exhibits D055).
- Hardware Schematics for the Fibre Channel Daughtercard Coronado (Kalwitz Ex 4 (CNS 181639-648)) (CD-ROM Chaparral Exhibits D056).
- Adaptec Schematics re AAC-340 (Kalwitz Ex 14 CNS 177215-251)) (CD-ROM Chaparral Exhibits D057).
- Bridge Product Line Review (Manzanares Ex 3 (CNS 177307-336)) (CD-ROM Chaparral Exhibits D058).
- AEC Bridge Series Products-Adaptec External Controller RAID Products Pre-Release Draft, v.6 (Manzanares Ex 4 (CNS 174632-653)). (CD-ROM Chaparral Exhibits D059), Oct. 28, 1997.
- Hewlett-Packard Roseville Site Property Pass for Brian Smith (Dunning Ex 14 (HP 489)) (CD-ROM Chaparral Exhibits D078), Nov. 7, 1996.
- Distribution Agreement Between Hewlett-Packard and Crossroads (Dunning Ex 15 (HP 326-33)) (CD-ROM Chaparral Exhibits D079).
- HPFC-5000 Tachyon User's Manuel, First Edition (PTI 17249-839) (CD-ROM Chaparral Exhibits D084), May 1, 1996.
- X3T10 994D-(Draft) Information Technology: SCSI-3 Architecture Model, Rev. 1.8 (PTI 165977) (CD-ROM Chaparral Exhibits D087).
- X3T10 Project 1047D: Information Technology-SCSI-3 Controller Commands (SCC), Rev. 6c (PTI 166400-546) (CD-ROM Chaparral Exhibits D088), Sep. 3, 1996.
- X3T10 995D-(Draft) SCSI-3 Primary Commands, Rev. 11 (Wanamaker Ex 5 (PTI 166050-229)) (CD-ROM Chaparral Exhibits D089), Nov. 13, 1996.
- VBAR Volume Backup and Restore (CRDS 12200-202) (CD-ROM Chaparral Exhibits D099).
- Preliminary Product Literature for Infinity Commstor's Fibre Channel to SCSI Protocol Bridge (Smith Ex 11; Quisenberry Ex 31 (SPLO 428-30)) (CD-ROM Chaparral Exhibits D143), Aug. 19, 1996.
- Letter dated Jul. 12, 1996 from J. Boykin to B. Smith re: Purchase Order for Evaluation Units from Crossroads (Smith Ex 24) CRDS 8556-57) (CD-ROM Chaparral Exhibits D144), Jul. 12, 1996.
- CrossPoint 4100 Fibre Channel to SCSI Router Preliminary Datasheet (Hulsey Ex 9 (CRDS 16129-130)) (CD-ROM Chaparral Exhibits D145), Nov. 1, 1996.
- CrossPoint 4400 Fibre Channel to SCSI Router Preliminary Datasheet (Bardach Ex. 9, Quisenberry Ex 33 (CRDS 25606-607)) (CD-ROM Chaparral Exhibits D153), Nov. 1, 1996.
- Fax Dated Jul. 22, 1996 from L. Petti to B. Smith re: Purchase Order from Data General for FC2S Fibre to Channel SCSI Protocol Bridge Model 11 (Smith Ex 25; Quisenberry Ex 23; Bardach Ex 11 (CRDS 8552-55; 8558)) (CD-ROM Chaparral Exhibits D155).
- Email Dated Dec. 20, 1996 from J. Boykin to B. Smith re: Purchase Order for Betas in Feb. and Mar. (Hoese Ex 16, Quisenberry Ex 25; Bardach Ex 12 (CRDS 13644-650)) (CD-ROM Chaparral Exhibits D156).
- Infinity Commstor Fibre Channel Demo for Fall Comdex, 1996 (Hoese Ex 15, Bardach Ex 13 (CRDS 27415)) (CD-ROM Chaparral Exhibits D157).
- Fax Dated Dec. 19, 1996 from B. Bardach to T. Rarich re: Purchase Order Information (Bardach Ex. 14; Smith Ex 16 (CRDS 4460)) (CD-ROM Chaparral Exhibits D158).
- Miscellaneous Documents Regarding Comdex (Quisenberry Ex 2 (CRDS 27415-465)) (CD-ROM Chaparral Exhibits D165).
- CrossPoint 4100 Fibre Channel to SCSI Router Preliminary Datasheet (Quisenberry) Ex 3 (CRDS 4933-34) (CD-ROM Chaparral Exhibits D166) (CD-ROM Chaparral Exhibits D166).
- CrossPoint 4400 Fibre to Channel to SCSI Router Preliminary Datasheet; Crossroads Company and Product Overview (Quisenberry Ex 4 (CRDS 25606; 16136)) (CD-ROM Chaparral Exhibits D167).
- Crossroads Purchase Order Log (Quisenberry Ex 9 (CRDS 14061-062)) (CD-ROM Chaparral Exhibits D172).
- RAID Manager 5 with RDAC 5 for UNIX V.4 User's Guide (LSI-01854) (CD-ROM Chaparral Exhibits P062), Sep. 1, 1996.
- Letter dated May 12, 1997 from Alan G. Leal to Barbara Bardach enclosing the original OEM License and Purchase Agreement between Hewlett-Packard Company and Crossroads Systems, Inc. (CRDS 02057) (CD-ROM Chaparral Exhibits P130).
- CR4x00 Product Specification (CRDS 43929) (CD-ROM Chaparral Exhibits P267), Jun. 1, 1998.
- Symbios Logic-Hardware Functional Specification for the Symbios Logic Series 3 Fibre Channel Disk Array Controller Model 3701 (Engelbrecht Ex 3 (LSI-1659-1733)) (CD-ROM Pathlight Exhibits D074).
- Report of the Working Group on Storage I/O for Large Scale Computing; Department of Computer Science Duke University: CS-1996-21 (PTI 173330-347). (CD-ROM Pathlight Exhibits D098).
- Brian Allison's 1999 Third Quarter Sales Plan (PDX 38)CNS 022120-132)) (CD-ROM Pathlight Exhibits D201), Jun. 5, 2001.
- Brooklyn SCSI-SCSI Intelligent External RAID Bridge Definition Phase External Documentation (CD-ROM Pathlight Exhibits D129).
- "InfoServer 100 System Operations Guide", First Edition, Digital Equipment Corporation, 1990.
- S.P. Joshi, "Ethernet controller chip interfaces with variety of 16-bit processors," Electronic Design, Hayden Publishing Co., Inc., Rochelle Park, NJ, Oct. 14, 1982, pp 193-200.
- "DP5380 Asynchronous SCSI Interface", National Semiconductor Corporation, Arlington, TX, May 1989, pp. 1-32.
- Johnson, D.B., et al., "The Peregrine High Performance RPC System", Software-Practice & Experience, 23(2):201-221, Feb. 1993.
- "InfoServer 150-Installation and Owner's Guide", EK-IN-FSV-OM-001, Digital Equipment Corporation, Maynard, Massachusetts 1991, Chapters 1 and 2.
- Pictures of internal components of the InfoServer 150, taken from <http://www.binarydinosaurs.com/Museum/Digital/infoserver/infoserver.php> in Nov. 2004.

* cited by examiner

US 6,425,035 C1

1
EX PARTE
REEXAMINATION CERTIFICATE
ISSUED UNDER 35 U.S.C. 307

NO AMENDMENTS HAVE BEEN MADE TO
THE PATENT

2
AS A RESULT OF REEXAMINATION, IT HAS BEEN
DETERMINED THAT:

5 The patentability of claims 1-14 is confirmed.

* * * * *



REEDFAX
THE PATENT CONNECTION®

NOW THAT'S SERVICE!

United States Patent File History

Tab Listings

- A. References (if applicable)
 - A1-U.S. References
 - A2-Foreign References
- B. Jacket (face of file, contents flap, index of claims, PTO 270, searched)
- C. Printed Patent
- D. Specification (serial no. Sheet, abstract, specification, claims)
- E. Oath
 - E1-Small Entity Status (if applicable)
- F. Drawing Figures (if applicable)
- G. USPTO/Applicant Correspondence
- H. Original Patent Application (in cases of FWC)

Supplied by:

REEDFAX

7 Walnut Grove, Horsham, PA 19044

Customer Service: 1-800-422-1337 or 215-441-4768

Fax: 1-800-421-5585 or 215-441-5463

www.reedfax.com

email@reedfax.com

The file is the best copy available from the original
U.S. patent file history.

Please pardon any inconvenience.

3-971 U.S. PTO
09/965335
09/27/01

710	129	Subclass	ISSUE CLASSIFICATION
-----	-----	----------	----------------------

PATENT NUMBER
6425035
6425035

U.S. UTILITY Patent Application

O.I.P.E. PATENT DATE
 SCANNED Dec 4 O.A. ED JUL 23 2002

APPLICATION NO.	CONT/PRIOR	CLASS	SUBCLASS	ART UNIT	EXAMINER
09/965335	D	710	129	2182	SHIN

APPLICANTS
Geoffrey Hoese
Jeffrey Russell

TITLE
Storage router and method for providing virtual local storage

PTO-2040
1299

ISSUING CLASSIFICATION						
ORIGINAL		CROSS REFERENCE(S)				
CLASS	SUBCLASS	CLASS	SUBCLASS (ONE SUBCLASS PER BLOCK)			
710	129	710	128	8	36	105
INTERNATIONAL CLASSIFICATION						
G06F 13/00						

6/21/02 2 9/27/01

<input checked="" type="checkbox"/> TERMINAL DISCLAIMER 09/965,335	DRAWINGS Sheets Drwg. 2 Figs. Drwg. 5 Print Fig. 3			CLAIMS ALLOWED Total Claims 14 Print Claim for O.G. 1	
	NOTICE OF ALLOWANCE MAILED 3-11-02			ISSUE FEE 61 Amount Due 51280.00 Date Paid 6-7-02	
<input type="checkbox"/> The term of this patent subsequent to _____ (date) has been disclaimed.	CHRISTOPHER B. SHIN PRIMARY EXAMINER GROUP 4/2/02 (Primary Examiner)			ISSUE BATCH NUMBER	
<input checked="" type="checkbox"/> The term of this patent shall not extend beyond the expiration date of U.S. Patent. No. 5,941,972	L. Johnson OT (Legal Instruments Examiner) 3-13-02 (Date)				
<input type="checkbox"/> The terminal _____ months of this patent have been disclaimed.					

WARNING:
The information disclosed herein may be restricted. Unauthorized disclosure may be prohibited by the United States Code Title 35, Sections 122, 181 and 368. Possession outside the U.S. Patent & Trademark Office is restricted to authorized employees and contractors only.

Form PTO-436A (Rev. 9/99) FILED WITH: DISK (CRF) FICHE CD-ROM (Attached in pocket on right inside flap)

ISSUED FILE IN FILE

Formal Drawings () () ()

09965335



09965335

U.S. PTO



09/27/01

INITIALS *AW*

CONTENTS

	Date Received (Incl. C. of M.) or Date Mailed		Date Received (Incl. C. of M.) or Date Mailed
1. Application <i>2</i> papers.		42.	
2. <i>Are Amilk A.</i>	<i>9/27/01</i>	43.	
3. <i>Terminal Disclaimers</i>	<i>2/28/02</i>	44.	
4. <i>Notice Allowable</i>	<i>3/11/02</i>	45.	
5.		46.	
6.		47.	
7.		48.	
8.		49.	
9.		50.	
10.		51.	
11.		52.	
12.		53.	
13.		54.	
14.		55.	
15.		56.	
16.		57.	
17.		58.	
18.		59.	
19.		60.	
20.		61.	
21.		62.	
22.		63.	
23.		64.	
24.		65.	
25.		66.	
26.		67.	
27.		68.	
28.		69.	
29.		70.	
30.		71.	
31.		72.	
32.		73.	
33.		74.	
34.		75.	
35.		76.	
36.		77.	
37.		78.	
38.		79.	
39.		80.	
40.		81.	
41.		82.	



SEARCHED			
Class	Sub.	Date	Exmr.
710	1-5	3/4/02 3/10/02	
	8-13		
	31-38		
	105		
	100-101		
	126-121		
711	100		
	112		
	113		
714	42		

INTERFERENCE SEARCHED			
Class	Sub.	Date	Exmr.
710	129	3/8/02	c6
	128		
	105		
	8		
	36		

SEARCH NOTES (INCLUDING SEARCH STRATEGY)		
	Date	Exmr.
PLUS 1st parts result	2/2/02	20
Related cases searched 09/001,999 ↳ 001 5,941,992 09/354,182 allowance 09/968339	3/4/02	c6
<u>EAST</u> • USPAT • EPO • JPO • DERIVATIVE • IBM TOB • PG PUB Terms Searched • interface/cu router or bridge • bus channel • Rbix • SESI	3/8/02	c6

CLAIMS ONLY							SERIAL NO. 09965335	FILING DATE 09-27-01
							APPLICANT(S)	
CLAIMS								
	AS FILED		AFTER 1st AMENDMENT		AFTER 2nd AMENDMENT		*	*
	IND.	DEP.	IND.	DEP.	IND.	DEP.		
1								
2								
3								
4								
5								
6								
7								
8								
9								
10								
11								
12								
13								
14								
15								
16								
17								
18								
19								
20								
21								
22								
23								
24								
25								
26								
27								
28								
29								
30								
31								
32								
33								
34								
35								
36								
37								
38								
39								
40								
41								
42								
43								
44								
45								
46								
47								
48								
49								
50								
TOTAL IND.								
TOTAL DEP.								
TOTAL CLAIMS								
51								
52								
53								
54								
55								
56								
57								
58								
59								
60								
61								
62								
63								
64								
65								
66								
67								
68								
69								
70								
71								
72								
73								
74								
75								
76								
77								
78								
79								
80								
81								
82								
83								
84								
85								
86								
87								
88								
89								
90								
91								
92								
93								
94								
95								
96								
97								
98								
99								
100								
TOTAL IND.								
TOTAL DEP.								
TOTAL CLAIMS								

* MAY BE USED FOR ADDITIONAL CLAIMS OR ADAMENDMENTS

FORM PTO-2022 (1-98)

U.S. DEPARTMENT OF COMMERCE
Patent and Trademark Office

*U.S. Government Printing Office: 1998 - 433-214/70363



US006425035B2

(12) **United States Patent**
Hoesé et al.

(10) Patent No.: **US 6,425,035 B2**
(45) Date of Patent: ***Jul. 23, 2002**

- (54) STORAGE ROUTER AND METHOD FOR PROVIDING VIRTUAL LOCAL STORAGE
- (75) Inventors: Geoffrey B. Hoesé, Austin; Jeffry T. Russell, Cibolo, both of TX (US)
- (73) Assignee: Crossroads Systems, Inc., Austin, TX (US)
- (*) Notice: Subject to any disclaimer, the term of this patent is extended or adjusted under 35 U.S.C. 154(b) by 0 days.

This patent is subject to a terminal disclaimer.

5,935,260 A *	8/1999	Ofer	714/42
5,941,972 A *	8/1999	Hoesé et al.	710/129
5,959,994 A *	9/1999	Boggs et al.	370/399
6,041,381 A *	3/2000	Hoesé	710/129
6,055,603 A *	4/2000	Ofer et al.	711/113
6,065,087 A *	5/2000	Keaveny et al.	710/129
6,075,863 A *	6/2000	Krishnan et al.	380/49
6,098,149 A *	8/2000	Ofer et al.	711/112
6,118,766 A *	9/2000	Akers	370/249
6,148,004 A *	11/2000	Nelson et al.	370/463
6,185,203 B1 *	2/2001	Berman	370/351
6,209,023 B1 *	3/2001	Dimitroff et al.	709/211
6,230,218 B1 *	5/2001	Caspers et al.	710/20
6,341,315 B1 *	1/2002	Arroyo et al.	709/230
6,343,324 B1 *	1/2002	Hubis et al.	709/229

* cited by examiner

- (21) Appl. No.: 09/965,335
- (22) Filed: Sep. 27, 2001

Primary Examiner—Christopher B. Shin
(74) Attorney, Agent, or Firm—Gray Cary Ware & Friedrich LLP

Related U.S. Application Data

- (63) Continuation of application No. 09/354,682, filed on Jul. 15, 1999, which is a continuation of application No. 09/001,799, filed on Dec. 31, 1997, now Pat. No. 5,941,972.
- (51) Int. Cl.⁷ G06F 13/00
- (52) U.S. Cl. 710/129; 710/128; 710/8; 710/36; 710/105
- (58) Field of Search 710/1-5, 8-13, 710/36-38, 105, 100-101, 126-131; 711/100, 112, 113; 714/42

(57) **ABSTRACT**

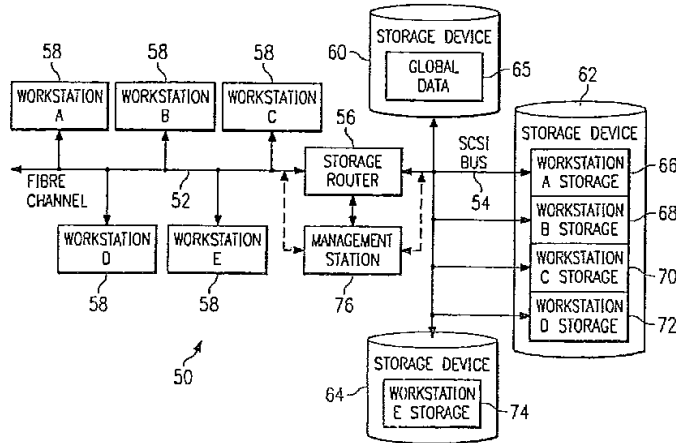
A storage router (56) and storage network (50) provide virtual local storage on remote SCSI storage devices (60, 62, 64) to Fiber Channel devices (60, 62, 64) to Fiber Channel devices. A plurality of Fiber Channel devices, such as workstations (58), are connected to a Fiber Channel transport medium (52), and a plurality of SCSI storage devices (60, 62, 64) are connected to a SCSI bus transport medium (54). The storage router (56) interfaces between the Fibre Channel transport medium (52) and the SCSI bus transport medium (54). The storage router (56) maps between the workstations (58) and the SCSI storage devices (60, 62, 64) and implements access controls for storage space on the SCSI storage devices (60, 62, 64). The storage router (56) then allows access from the workstations (58) to the SCSI storage devices (60, 62, 64) using native low level, block protocol in accordance with the mapping and the access controls.

(56) **References Cited**

U.S. PATENT DOCUMENTS

5,748,924 A *	5/1998	Llorens et al.	710/129
5,768,623 A *	6/1998	Judd et al.	710/37
5,809,328 A *	9/1998	Nogales et al.	710/5
5,812,754 A *	9/1998	Lui et al.	714/6
5,835,496 A *	11/1998	Yeung et al.	370/514
5,848,251 A *	12/1998	Lomelino et al.	710/129

14 Claims, 2 Drawing Sheets

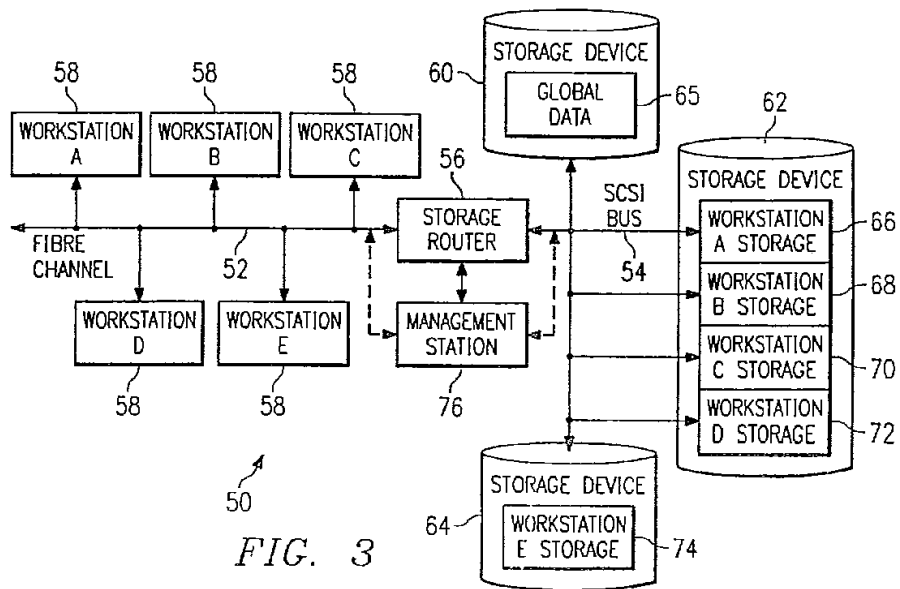
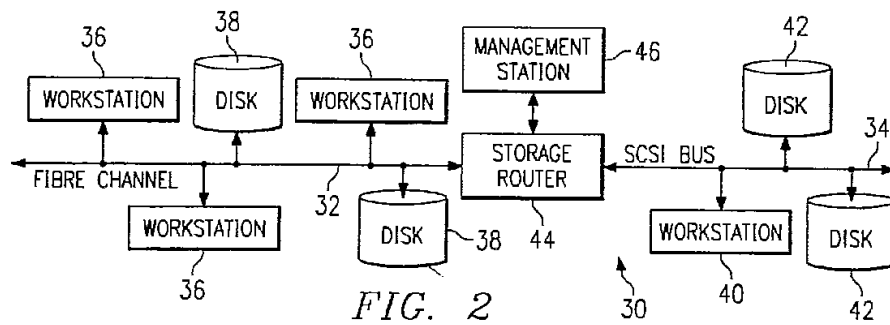
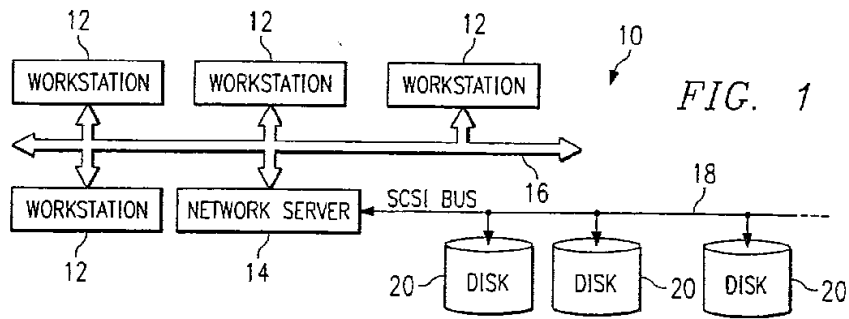


U.S. Patent

Jul. 23, 2002

Sheet 1 of 2

US 6,425,035 B2



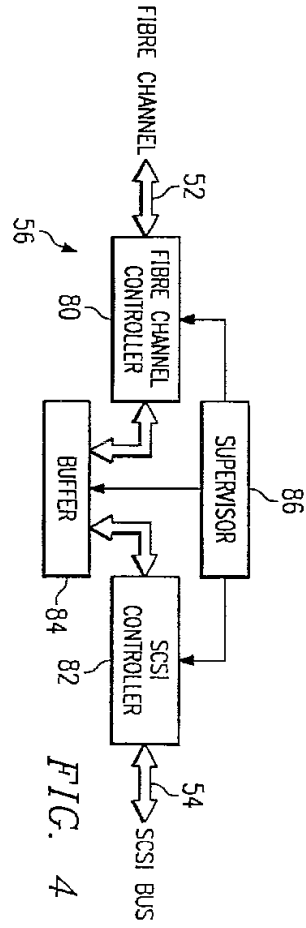


FIG. 4

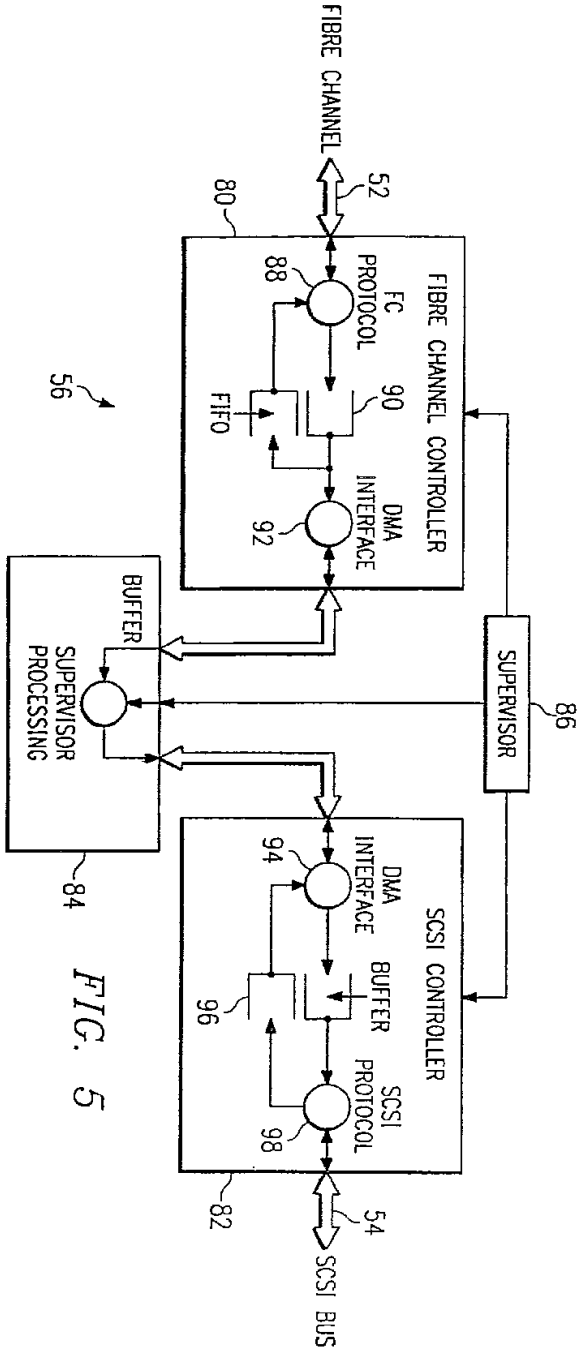


FIG. 5

STORAGE ROUTER AND METHOD FOR PROVIDING VIRTUAL LOCAL STORAGE

RELATED APPLICATIONS

This application claims the benefit of the filing date of U.S. patent application Ser. No. 09/354,682 by inventors Geoffrey B. Hoese and Jeffrey T. Russell, entitled "Storage Router and Method for Providing Virtual Local Storage" filed on Jul. 15, 1999, which is a continuation of U.S. patent application Ser. No. 091001,799, filed on Dec. 31, 1997, now U.S. Pat. No. 5,941,972, and hereby incorporates these applications by reference in their entireties as if they had been fully set forth herein.

TECHNICAL FIELD OF THE INVENTION

This invention relates in general to network storage devices, and more particularly to a storage router and method for providing virtual local storage on remote SCSI storage devices to Fiber Channel devices.

BACKGROUND OF THE INVENTION

Typical storage transport mediums provide for a relatively small number of devices to be attached over relatively short distances. One such transport medium is a Small Computer System Interface (SCSI) protocol, the structure and operation of which is generally well known as is described, for example, in the SCSI-1, SCSI-2 and SCSI-3 specifications. High speed serial interconnects provide enhanced capability to attach a large number of high speed devices to a common storage transport medium over large distances. One such serial interconnect is Fibre Channel, the structure and operation of which is described, for example, in Fibre Channel Physical and Signaling Interface (FC-PH), ANSI X3.230 Fibre Channel Arbitrated Loop (FC-AL), and ANSI X3.272 Fibre Channel Private Loop Direct Attach (FC-PLDA).

Conventional computing devices, such as computer workstations, generally access storage locally or through network interconnects. Local storage typically consists of a disk drive, tape drive, CD-ROM drive or other storage device contained within, or locally connected to the workstation. The workstation provides a file system structure, that includes security controls, with access to the local storage device through native low level, block protocols. These protocols map directly to the mechanisms used by the storage device and consist of data requests without security controls. Network interconnects typically provide access for a large number of computing devices to data storage on a remote network server. The remote network server provides file system structure, access control, and other miscellaneous capabilities that include the network interface. Access to data through the network server is through network protocols that the server must translate into low level requests to the storage device. A workstation with access to the server storage must translate its file system protocols into network protocols that are used to communicate with the server. Consequently, from the perspective of a workstation, or other computing device, seeking to access such server data, the access is much slower than access to data on a local storage device.

SUMMARY OF THE INVENTION

In accordance with the present invention, a storage router and method for providing virtual local storage on remote SCSI storage devices to Fiber Channel devices are disclosed that provide advantages over conventional network storage devices and methods.

According to one aspect of the present invention, a storage router and storage network provide virtual local storage on remote SCSI storage devices to Fiber Channel devices. A plurality of Fiber Channel devices, such as workstations, are connected to a Fiber Channel transport medium, and a plurality of SCSI storage devices are connected to a SCSI bus transport medium. The storage router interfaces between the Fiber Channel transport medium and the SCSI bus transport medium. The storage router maps between the workstations and the SCSI storage devices and implements access controls for storage space on the SCSI storage devices. The storage router then allows access from the workstations to the SCSI storage devices using native low level, block protocol in accordance with the mapping and the access controls.

According to another aspect of the present invention, virtual local storage on remote SCSI storage devices is provided to Fiber Channel devices. A Fibre Channel transport medium and a SCSI bus transport medium are interfaced with. A configuration is maintained for SCSI storage devices connected to the SCSI bus transport medium. The configuration maps between Fiber Channel devices and the SCSI storage devices and implements access controls for storage space on the SCSI storage devices. Access is then allowed from Fiber Channel initiator devices to SCSI storage devices using native low level, block protocol in accordance with the configuration.

A technical advantage of the present invention is the ability to centralize local storage for networked workstations without any cost of speed or overhead. Each workstation access its virtual local storage as if it work locally connected. Further, the centralized storage devices can be located in a significantly remote position even in excess of ten kilometers as defined by Fibre Channel standards.

Another technical advantage of the present invention is the ability to centrally control and administer storage space for connected users without limiting the speed with which the users can access local data. In addition, global access to data, backups, virus scanning and redundancy can be more easily accomplished by centrally located storage devices.

A further technical advantage of the present invention is providing support for SCSI storage devices as local storage for Fiber Channel hosts. In addition, the present invention helps to provide extended capabilities for Fiber Channel and for management of storage subsystems.

BRIEF DESCRIPTION OF THE DRAWINGS

A more complete understanding of the present invention and the advantages thereof may be acquired by referring to the following description taken in conjunction with the accompanying drawings, in which like reference numbers indicate like features, and wherein:

FIG. 1 is a block diagram of a conventional network that provides storage through a network server;

FIG. 2 is a block diagram of one embodiment of a storage network with a storage router that provides global access and routing;

FIG. 3 is a block diagram of one embodiment of a storage network with a storage router that provides virtual local storage;

FIG. 4 is a block diagram of one embodiment of the storage router of FIG. 3; and

FIG. 5 is a block diagram of one embodiment of data flow within the storage router of FIG. 4.

DETAILED DESCRIPTION OF THE INVENTION

FIG. 1 is a block diagram of a conventional network, indicated generally at 10, that provides access to storage

US 6,425,035 B2

3

through a network server. As shown, network 10 includes a plurality of workstations 12 interconnected with a network server 14 via a network transport medium 16. Each workstation 12 can generally comprise a processor, memory, input/output devices, storage devices and a network adapter as well as other common computer components. Network server 14 uses a SCSI bus 18 as a storage transport medium to interconnect with a plurality of storage devices 20 (tape drives, disk drives, etc.). In the embodiment of FIG. 1, network transport medium 16 is an network connection and storage devices 20 comprise hard disk drives, although there are numerous alternate transport mediums and storage devices.

In network 10, each workstation 12 has access to its local storage device as well as network access to data on storage devices 20. The access to a local storage device is typically through native low level, block protocols. On the other hand, access by a workstation 12 to storage devices 20 requires the participation of network server 14 which implements a file system and transfers data to workstations 12 only through high level file system protocols. Only network server 14 communicates with storage devices 20 via native low level, block protocols. Consequently, the network access by workstations 12 through network server 14 is slow with respect to their access to local storage. In network 10, it can also be a logistical problem to centrally manage and administer local data distributed across an organization, including accomplishing tasks such as backups, virus scanning and redundancy.

FIG. 2 is a block diagram of one embodiment of a storage network, indicated generally at 30, with a storage router that provides global access and routing. This environment is significantly different from that of FIG. 1 in that there is no network server involved. In FIG. 2, a Fiber Channel high speed serial transport 32 interconnects a plurality of workstations 36 and storage devices 38. A SCSI bus storage transport medium interconnects workstations 40 and storage devices 42. A storage router 44 then serves to interconnect these mediums and provide devices on either medium global, transparent access to devices on the other medium. Storage router 44 routes requests from initiator devices on one medium to target devices on the other medium and routes data between the target and the initiator. Storage router 44 can allow initiators and targets to be on either side. In this manner, storage router 44 enhances the functionality of Fiber Channel 32 by providing access, for example, to legacy SCSI storage devices on SCSI bus 34. In the embodiment of FIG. 2, the operation of storage router 44 can be managed by a management station 46 connected to the storage router via a direct serial connection.

In storage network 30, any workstation 36 or workstation 40 can access any storage device 38 or storage device 42 through native low level, block protocols, and vice versa. This functionality is enabled by storage router 44 which routes requests and data as a generic transport between Fiber Channel 32 and SCSI bus 34. Storage router 44 uses tables to map devices from one medium to the other and distributes requests and data across Fiber Channel 32 and SCSI bus 34 without any security access controls. Although this extension of the high speed serial interconnect provided by Fiber Channel 32 is beneficial, it is desirable to provide security controls in addition to extended access to storage devices through a native low level, block protocol.

FIG. 3 is a block diagram of one embodiment of a storage network, indicated generally at 50, with a storage router that provides virtual local storage. Similar to that of FIG. 2, storage network 50 includes a Fiber Channel high speed

4

serial interconnect 52 and a SCSI bus 54 bridged by a storage router 56. Storage router 56 of FIG. 3 provides for a large number of workstations 58 to be interconnected on a common storage transport and to access common storage devices 60, 62 and 64 through native low level, block protocols.

According to the present invention, storage router 56 has enhanced functionality to implement security controls and routing such that each workstation 58 can have access to a specific subset of the overall data stored in storage devices 60, 62 and 64. This specific subset of data has the appearance and characteristics of local storage and is referred to herein as virtual local storage. Storage router 56 allows the configuration and modification of the storage allocated to each attached workstation 58 through the use of mapping tables or other mapping techniques.

As shown in FIG. 3, for example, storage device 60 can be configured to provide global data 65 which can be accessed by all workstations 58. Storage device 62 can be configured to provide partitioned subsets 66, 68, 70 and 72, where each partition is allocated to one of the workstations 58 (workstations A, B, C and D). These subsets 66, 68, 70 and 72 can only be accessed by the associated workstation 58 and appear to the associated workstation 58 as local storage accessed using native low level, block protocols. Similarly, storage device 64 can be allocated as storage for the remaining workstation 58 (workstation E).

Storage router 56 combines access control with routing such that each workstation 58 has controlled access to only the specified partition of storage device 62 which forms virtual local storage for the workstation 58. This access control allows security control for the specified data partitions. Storage router 56 allows this allocation of storage devices 60, 62 and 64 to be managed by a management station 76. Management station 76 can connect directly to storage router 56 via a direct connection or, alternately, can interface with storage router 56 through either Fiber Channel 52 or SCSI bus 54. In the latter case, management station 76 can be a workstation or other computing device with special rights such that storage router 56 allows access to mapping tables and shows storage devices 60, 62 and 64 as they exist physically rather than as they have been allocated.

The environment of FIG. 3 extends the concept of a single workstation having locally connected storage devices to a storage network 50 in which workstations 58 are provided virtual local storage in a manner transparent to workstations 58. Storage router 56 provides centralized control of what each workstation 58 sees as its local drive, as well as what data it sees as global data accessible by other workstations 58. Consequently, the storage space considered by the workstation 58 to be its local storage is actually a partition (i.e., logical storage definition) of a physically remote storage device 60, 62 or 64 connected through storage router 56. This means that similar requests from workstations 58 for access to their local storage devices produce different accesses to the storage space on storage devices 60, 62 and 64. Further, no access from a workstation 58 is allowed to the virtual local storage of another workstation 58.

The collective storage provided by storage devices 60, 62 and 64 can have blocks allocated by programming means within storage router 56. To accomplish this function, storage router 56 can include routing tables and security controls that define storage allocation for each workstation 58. The advantages provided by implementing virtual local storage in centralized storage devices include the ability to do collective backups and other collective administrative func-

US 6,425,035 B2

5

tions more easily. This is accomplished without limiting the performance of workstations 58 because storage access involves native low level, block protocols and does not involve the overhead of high level protocols and file systems required by network servers.

FIG. 4 is a block diagram of one embodiment of storage router 56 of FIG. 3. Storage router 56 can comprise a Fiber Channel controller 80 that interfaces with Fiber Channel 52 and a SCSI controller 82 that interfaces with SCSI bus 54. A buffer 84 provides memory work space and is connected to both Fiber Channel controller 80 and to SCSI controller 82. A supervisor unit 86 is connected to Fiber Channel controller 80, SCSI controller 82 and buffer 84. Supervisor unit 86 comprises a microprocessor for controlling operation of storage router 56 and to handle mapping and security access for requests between Fiber Channel 52 and SCSI bus 54.

FIG. 5 is a block diagram of one embodiment of data flow within storage router 56 of FIG. 4. As shown, data from Fiber Channel 52 is processed by a Fibre Channel (FC) protocol unit 88 and placed in a FIFO queue 90. A direct memory access (DMA) interface 92 then takes data out of FIFO queue 90 and places it in buffer 84.

Supervisor unit 86 processes the data in buffer 84 as represented by supervisor processing 93. This processing involves mapping between Fiber Channel 52 and SCSI bus 54 and applying access controls and routing functions. A DMA interface 94 then pulls data from buffer 84 and places it into a buffer 96. A SCSI protocol unit 98 pulls data from buffer 96 and communicates the data on SCSI bus 54. Data flow in the reverse direction, from SCSI bus 54 to Fiber Channel 52, is accomplished in a reverse manner.

The storage router of the present invention is a bridge device that connects a Fiber Channel link directly to a SCSI bus and enables the exchange of SCSI command set information between application clients on SCSI bus devices and the Fiber Channel links. Further, the storage router applies access controls such that virtual local storage can be established in remote SCSI storage devices for workstations on the Fiber Channel link. In one embodiment, the storage router provides a connection for Fiber Channel links running the SCSI Fiber Channel Protocol (FCP) to legacy SCSI devices attached to a SCSI bus. The Fiber Channel topology is typically an Arbitrated Loop (FC_AL).

In part, the storage router enables a migration path to Fiber Channel based, serial SCSI networks by providing connectivity for legacy SCSI bus devices. The storage router can be attached to a Fiber Channel Arbitrated Loop and a SCSI bus to support a number of SCSI devices. Using configuration settings, the storage router can make the SCSI bus devices available on the Fiber Channel network as FCP logical units. Once the configuration is defined, operation of the storage router is transparent to application clients. In this manner, the storage router can form an integral part of the migration to new Fibre Channel based networks while providing a means to continue using legacy SCSI devices.

In one implementation (not shown), the storage router can be a rack mount or free standing device with an internal power supply. The storage router can have a Fibre Channel and SCSI port, and a standard, detachable power cord can be used, the FC connector can be a copper DB9 connector, and the SCSI connector can be a 68-pin type. Additional modular jacks can be provided for a serial port and a 802.3 10BaseT port, i.e. twisted pair Ethernet, for management access. The SCSI port of the storage router can support SCSI direct and sequential access target devices and can support SCSI

6

initiators, as well. The Fiber Channel port can interface to SCSI-3 FCP enabled devices and initiators.

To accomplish its functionality, one implementation of the storage router uses: a Fiber Channel interface based on the HEWLETT-PACKARD TACHYON HPFC-5000 controller and a GLM media interface; an Intel 80960RP processor, incorporating independent data and program memory spaces, and associated logic required to implement a stand alone processing system; and a serial port for debug and system configuration. Further, this implementation includes a SCSI interface supporting Fast-20 based on the SYMBIOS 53C8xx series SCSI controllers, and an operating system based upon the WIND RIVERS SYSTEMS VXWORKS or IXWORKS kernel, as determined, by design. In addition, the storage router includes software as required to control basic functions of the various elements, and to provide appropriate translations between the FC and SCSI protocols.

The storage router has various modes of operation that are possible between FC and SCSI target and initiator combinations. These modes are: FC Initiator to SCSI Target; SCSI Initiator to FC Target; SCSI Initiator to SCSI Target; and FC Initiator to FC Target. The first two modes can be supported concurrently in a single storage router device are discussed briefly below. The third mode can involve two storage router devices back to back and can serve primarily as a device to extend the physical distance beyond that possible via a direct SCSI connection. The last mode can be used to carry FC protocols encapsulated on other transmission technologies (e.g. ATM, SONET), or to act as a bridge between two FC loops (e.g. as a two port fabric).

The FC Initiator to SCSI Target mode provides for the basic configuration of a server using Fiber Channel to communicate with SCSI targets. This mode requires that a host system have an FC attached device and associated device drivers and software to generate SCSI-3 FCP requests. This system acts as an initiator using the storage router to communicate with SCSI target devices. The SCSI devices supported can include SCSI-2 compliant direct or sequential access (disk or tape) devices. The storage router serves to translate command and status information and transfer data between SCSI-3 FCP and SCSI-2, allowing the use of standard SCSI-2 devices in a Fibre Channel environment.

The SCSI Initiator to FC Target mode provides for the configuration of a server using SCSI-2 to communicate with Fiber Channel targets. This mode requires that a host system has a SCSI-2 interface and driver software to control SCSI-2 target devices. The storage router will connect to the SCSI-2 bus and respond as a target to multiple target IDs. Configuration information is required to identify the target IDs to which the bridge will respond on the SCSI-2 bus. The storage router then translates the SCSI-2 requests to SCSI-3 FCP requests, allowing the use of FC devices with a SCSI host system. This will also allow features such as a tape device acting as an initiator on the SCSI bus to provide full support for this type of SCSI device.

In general, user configuration of the storage router will be needed to support various functional modes of operation. Configuration can be modified, for example, through a serial port or through an Ethernet port via SNMP (simple network management protocol) or a Telnet session. Specifically, SNMP manageability can be provided via an 802.3 Ethernet interface. This can provide for configuration changes as well as providing statistics and error information. Configuration can also be performed via TELNET or RS-232 interfaces

US 6,425,035 B2

7

with menu driven command interfaces. Configuration information can be stored in a segment of flash memory and can be retained across resets and power off cycles. Password protection can also be provided.

In the first two modes of operation, addressing information is needed to map from FC addressing to SCSI addressing and vice versa. This can be 'hard' configuration data, due to the need for address information to be maintained across initialization and partial reconfigurations of the Fiber Channel address space. In an arbitrated loop configuration, user configured addresses will be needed for AL_PAs in order to insure that known addresses are provided between loop reconfigurations.

With respect to addressing, FCP and SCSI 2 systems employ different methods of addressing target devices. Additionally, the inclusion of a storage router means that a method of translating device IDs needs to be implemented. In addition, the storage router can respond to commands without passing the commands through to the opposite interface. This can be implemented to allow all generic FCP and SCSI commands to pass through the storage router to address attached devices, but allow for configuration and diagnostics to be performed directly on the storage router through the FC and SCSI interfaces.

Management commands are those intended to be processed by the storage router controller directly. This may include diagnostic, mode, and log commands as well as other vendor-specific commands. These commands can be received and processed by both the FCP and SCSI interfaces, but are not typically bridged to the opposite interface. These commands may also have side effects on the operation of the storage router, and cause other storage router operations to change or terminate.

A primary method of addressing management commands though the FCP and SCSI interfaces can be through peripheral device type addressing. For example, the storage router can respond to all operations addressed to logical unit (LUN) zero as a controller device. Commands that the storage router will support can include INQUIRY as well as vendor-specific management commands. These are to be generally consistent with SCC standard commands.

The SCSI bus is capable of establishing bus connections between targets. These targets may internally address logical units. Thus, the prioritized addressing scheme used by SCSI subsystems can be represented as follows: BUS:TARGET:LOGICAL UNIT. The BUS identification is intrinsic in the configuration, as a SCSI initiator is attached to only one-bus. Target addressing is handled by bus arbitration from information provided to the arbitrating device. Target addresses are assigned to SCSI devices directly, though some means of configuration, such as a hardware jumper, switch setting, or device specific software configuration. As such, the SCSI protocol provides only logical unit addressing within the Identify message. Bus and target information is implied by the established connection.

Fiber Channel devices within a fabric are addressed by a unique port identifier. This identifier is assigned to a port during certain well-defined states of the FC protocol. Individual ports are allowed to arbitrate for a known, user defined address. If such an address is not provided, or if arbitration for a particular user address fails, the port is assigned a unique address by the FC protocol. This address is generally not guaranteed to be unique between instances. Various scenarios exist where the AL-PA of a device will change, either after power cycle or loop reconfiguration.

The FC protocol also provides a logical unit address field within command structures to provide addressing to devices

8

internal to a port. The FCP_CMD payload specifies an eight byte LUN field. Subsequent identification of the exchange between devices is provided by the FQXID (Fully Qualified Exchange ID).

FC ports can be required to have specific addresses assigned. Although basic functionality is not dependent on this, changes in the loop configuration could result in disk targets changing identifiers with the potential risk of data corruption or loss. This configuration can be straightforward, and can consist of providing the device a loop-unique ID (AL_PA) in the range of "01h" to "EFh." Storage routers could be shipped with a default value with the assumption that most configurations will be using single storage routers and no other devices requesting the present ID. This would provide a minimum amount of initial configuration to the system administrator. Alternately, storage routers could be defaulted to assume any address so that configurations requiring multiple storage routers on a loop would not require that the administrator assign a unique ID to the additional storage routers.

Address translation is needed where commands are issued in the cases FC Initiator to SCSI Target and SCSI Initiator to FC Target. Target responses are qualified by the FQXID and will retain the translation acquired at the beginning of the exchange. This prevents configuration changes occurring during the course of execution of a command from causing data or state information to be inadvertently misdirected. Configuration can be required in cases of SCSI Initiator to FC Target, as discovery may not effectively allow for FCP targets to consistently be found. This is due to an FC arbitrated loop supporting addressing of a larger number of devices than a SCSI bus and the possibility of FC devices changing their AL-PA due to device insertion or other loop initialization.

In the direct method, the translation to BUS:TARGET:LUN of the SCSI address information will be direct. That is, the values represented in the FCP LUN field will directly map to the values in effect on the SCSI bus. This provides a clean translation and does not require SCSI bus discovery. It also allows devices to be dynamically added to the SCSI bus without modifying the address map. It may not allow for complete discovery by FCP initiator devices, as gaps between device addresses may halt the discovery process. Legacy SCSI device drivers typically halt discovery on a target device at the first unoccupied LUN, and proceed to the next target. This would lead to some devices not being discovered. However, this allows for hot plugged devices and other changes to the loop addressing.

In the ordered method, ordered translation requires that the storage router perform discovery on reset, and collapses the addresses on the SCSI bus to sequential FCP LUN values. Thus, the FCP LUN values 0-N can represent N+1 SCSI devices, regardless of SCSI address values, in the order in which they are isolated during the SCSI discovery process. This would allow the FCP initiator discovery process to identify all mapped SCSI devices without further configuration. This has the limitation that hot-plugged devices will not be identified until the next reset cycle. In this case, the address may also be altered as well.

In addition to addressing, according to the present invention, the storage router provides configuration and access controls that cause certain requests from FC Initiators to be directed to assigned virtual local storage partitioned on SCSI storage devices. For example, the same request for LUN 0 (local storage) by two different FC Initiators can be directed to two separate subsets of storage. The storage

router can use tables to map, for each initiator, what storage access is available and what partition is being addressed by a particular request. In this manner, the storage space provided by SCSI storage devices can be allocated to FC initiators to provide virtual local storage as well as to create any other desired configuration for secured access.

Although the present invention has been described in detail, it should be understood that various changes, substitutions, and alterations can be made hereto without departing from the spirit and scope of the invention as defined by the appended claims.

What is claimed is:

- 1. A storage router for providing virtual local storage on remote storage devices to devices, comprising:
 - a buffer providing memory work space for the storage router;
 - a first controller operable to connect to and interface with a first transport medium;
 - a second controller operable to connect to and interface with a second transport medium; and
 - a supervisor unit coupled to the first controller, the second controller and the buffer, the supervisor unit operable to map between devices connected to the first transport medium and the storage devices, to implement access controls for storage space on the storage devices and to process data in the buffer to interface between the first controller and the second controller to allow access from devices connected to the first transport medium to the storage devices using native low level, block protocols.
- 2. The storage router of claim 1, wherein the supervisor unit maintains an allocation of subsets of storage space to associated devices connected to the first transport medium, wherein each subset is only accessible by the associated device connected to the first transport medium.
- 3. The storage router of claim 2, wherein the devices connected to the first transport medium comprise workstations.
- 4. The storage router of claim 2, wherein the storage devices comprise hard disk drives.
- 5. The storage router of claim 1, wherein the first controller comprises:
 - a first protocol unit operable to connect to the first transport medium;
 - a first-in-first-out queue coupled to the first protocol unit; and
 - a direct memory access (DMA) interface coupled to the first-in-first-out queue and to the buffer.
- 6. The storage router of claim 1, wherein the second controller comprises:
 - a second protocol unit operable to connect to the second transport medium;
 - an internal buffer coupled to the second protocol unit; and
 - a direct memory access (DMA) interface coupled to the internal buffer and to the buffer of the storage router.
- 7. A storage network, comprising:
 - a first transport medium;
 - a second transport medium;
 - a plurality of workstations connected to the first transport medium;
 - a plurality of storage devices connected to the second transport medium; and

- a storage router interfacing between the first transport medium and the second transport medium, the storage router providing virtual local storage on the storage devices to the workstations and operable:
 - to map between the workstations and the storage devices;
 - to implement access controls for storage space on the storage devices; and
 - to allow access from the workstations to the storage devices using native low level, block protocol in accordance with the mapping and access controls.
- 8. The storage network of claim 7, wherein the access controls include an allocation of subsets of storage space to associated workstations, wherein each subset is only accessible by the associated workstation.
- 9. The storage network of claim 7, wherein the storage devices comprise hard disk drives.
- 10. The storage network of claim 7, wherein the storage router comprises:
 - a buffer providing memory work space for the storage router;
 - a first controller operable to connect to and interface with the first transport medium, the first controller further operable to pull outgoing data from the buffer and to place incoming data into the buffer;
 - a second controller operable to connect to and interface with the second transport medium, the second controller further operable to pull outgoing data from the buffer and to place incoming data into the buffer; and
 - a supervisor unit coupled to the first controller, the second controller and the buffer, the supervisor unit operable:
 - to map between devices connected to the first transport medium and the storage devices, to implement the access controls for storage space on the storage devices and to process data in the buffer to interface between the first controller and the second controller to allow access from workstations to storage devices.
- 11. A method for providing virtual local storage on remote storage devices connected to one transport medium to devices connected to another transport medium, comprising:
 - interfacing with a first transport medium;
 - interfacing with a second transport medium;
 - mapping between devices connected to the first transport medium and the storage devices and that implements access controls for storage space on the storage devices; and
 - allowing access from devices connected to the first transport medium to the storage devices using native low level, block protocols.
- 12. The method of claim 11, wherein mapping between devices connected to the first transport medium and the storage devices includes allocating subsets of storage space to associated devices connected to the first transport medium, wherein each subset is only accessible by the associated device connected to the first transport medium.
- 13. The method of claim 12, wherein the devices connected to the first transport medium comprise workstations.
- 14. The method of claim 12, wherein the storage devices comprise hard disk drives.

* * * * *

UNITED STATES PATENT AND TRADEMARK OFFICE
CERTIFICATE OF CORRECTION

PATENT NO. : 6,425,035 B2
DATED : July 23, 2002
INVENTOR(S) : Geoffrey B. Hoese et al.

Page 1 of 1


It is certified that error appears in the above-identified patent and that said Letters Patent is hereby corrected as shown below:

Column 10.

Line 47, delete "that implements" and insert -- implementing --

Signed and Sealed this

Twenty-sixth Day of August, 2003

A handwritten signature in black ink, appearing to read "James E. Rogan", written over a horizontal line.

JAMES E. ROGAN
Director of the United States Patent and Trademark Office



(12) **EX PARTE REEXAMINATION CERTIFICATE** (5472nd)
United States Patent
 Hoese et al. (10) Number: **US 6,425,035 C1**
 (45) Certificate Issued: ***Aug. 8, 2006**

- (54) STORAGE ROUTER AND METHOD FOR PROVIDING VIRTUAL LOCAL STORAGE 4,864,532 A 9/1989 Reeve et al.
 4,947,367 A 8/1990 Chang et al.
 5,072,378 A 12/1991 Manka
- (75) Inventors: Geoffrey H. Hoese, Austin, TX (US);
 Jeffrey T. Russell, Cibolo, TX (US) 5,163,131 A 11/1992 Row et al.
 5,239,632 A 8/1993 Lerner
 5,239,643 A 8/1993 Blount et al.
- (73) Assignee: Crossworlds Software, Burlingame,
 CA (US) (Continued)

Reexamination Request:
 No. 90/007,125, Jul. 19, 2004
 No. 90/007,317, Nov. 23, 2004

Reexamination Certificate for:
 Patent No.: 6,425,035
 Issued: Jul. 23, 2002
 Appl. No.: 09/965,335
 Filed: Sep. 27, 2001

(*) Notice: This patent is subject to a terminal disclaimer.

Related U.S. Application Data

- (63) Continuation of application No. 09/354,682, filed on Jul. 15, 1999, now Pat. No. 6,421,753, which is a continuation of application No. 09/001,799, filed on Dec. 31, 1997, now Pat. No. 5,941,972.
- (51) **Int. Cl.** G06F 13/00 (2006.01)
- (52) **U.S. Cl.** 710/315; 710/2; 710/8; 710/36; 710/105; 710/305; 710/308; 711/112
- (58) **Field of Classification Search** 710/1-5, 710/8-13, 36-38, 105, 100, 101, 305-316; 711/100, 112, 113; 714/42
 See application file for complete search history.

(56) **References Cited**

U.S. PATENT DOCUMENTS

- 3,082,406 A 3/1963 Stevens
- 4,092,732 A 5/1978 Ouchi
- 4,695,948 A 9/1987 Blevins et al.
- 4,751,635 A 6/1988 Kret

FOREIGN PATENT DOCUMENTS

- EP 0810530 A2 12/1997
- EP 0827059 A2 3/1998
- GB 2296798 A 7/1996
- GB 2297636 A 8/1996
- GB 2341715 3/2000
- JP 6301607 10/1994
- JP 8-230895 9/1996
- WO WO 98/36357 8/1998
- WO WO 99/34297 A1 7/1999

OTHER PUBLICATIONS

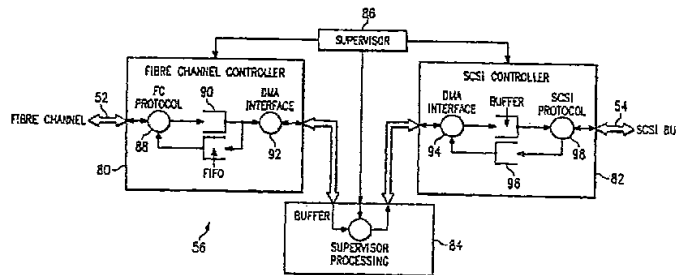
Systems Architectures Using Fibre Channel, Roger Cummings, Twelfth IEEE Symposium on Mass Storage Systems, copyright 1993 IEEE, pp. 251-256.*

(Continued)

Primary Examiner—Dov Popovici

(57) **ABSTRACT**

A storage router (56) and storage network (50) provide virtual local storage on remote SCSI storage devices (60, 62, 64) to Fiber Channel devices. A plurality of Fiber Channel devices, such as workstations (58), are connected to a Fiber Channel transport medium (52), and a plurality of SCSI storage devices (60, 62, 64) are connected to a SCSI bus transport medium (54). The storage router (56) interfaces between the Fibre Channel transport medium (52) and the SCSI bus transport medium (54). The storage router (56) maps between the workstations (58) and the SCSI storage devices (60, 62, 64) and implements access, controls for storage space on the SCSI storage devices (60, 62, 64). The storage router (56) then allows access from the workstations (58) to the SCSI storage devices (60, 62, 64) using native low level, block protocol in accordance with the mapping and the access controls.



US 6,425,035 C1

Page 2

U.S. PATENT DOCUMENTS

5,257,386 A 10/1993 Saito
 5,345,565 A * 9/1994 Jibbe et al. 710/316
 5,347,384 A 9/1994 McReynolds et al.
 5,394,526 A * 2/1995 Crouse et al. 709/219
 5,414,820 A 5/1995 McFarland et al.
 5,423,044 A 6/1995 Sutton et al.
 5,465,382 A 11/1995 Day, III et al.
 5,530,845 A 6/1996 Hiatt et al.
 5,535,352 A 7/1996 Bridges et al.
 5,581,714 A 12/1996 Amini et al.
 5,596,562 A 1/1997 Chen
 5,596,736 A 1/1997 Kerns
 5,598,541 A 1/1997 Malladi
 5,634,111 A * 5/1997 Oeda et al. 711/153
 5,680,556 A 10/1997 Begun et al.
 5,701,491 A 12/1997 Dunn et al.
 5,712,976 A 1/1998 Falcon et al.
 5,729,705 A 3/1998 Weber
 5,743,847 A 4/1998 Nakamura et al.
 5,751,975 A 5/1998 Gillespie et al.
 5,774,683 A 6/1998 Gulick
 5,845,107 A 12/1998 Fisch et al.
 5,857,080 A 1/1999 Jander et al.
 5,864,653 A 1/1999 Tavallaee et al.
 5,867,648 A 2/1999 Foth et al.
 5,884,027 A 3/1999 Garbus et al.
 5,913,045 A 6/1999 Gillespie et al.
 5,923,537 A 7/1999 Eidson
 5,941,969 A 8/1999 Ram et al.
 5,953,511 A 9/1999 Sescilia et al.
 5,959,994 A 9/1999 Boggs et al.
 5,974,530 A 10/1999 Young
 5,978,379 A 11/1999 Chan et al.
 5,991,797 A 11/1999 Futral et al.
 6,000,020 A 12/1999 Chin et al.
 6,021,451 A 2/2000 Bell et al.
 6,070,253 A 5/2000 Tavallaee et al.
 6,131,119 A 10/2000 Fukui
 6,134,617 A 10/2000 Weber
 6,141,737 A 10/2000 Krantz et al.
 6,145,006 A 11/2000 Vishlitsky et al.
 6,223,266 B1 4/2001 Sartore
 6,230,218 B1 5/2001 Casper et al.
 6,260,120 B1 7/2001 Blumenau et al.
 6,330,629 B1 12/2001 Kondo et al.
 6,363,462 B1 3/2002 Bergsten
 6,421,753 B1 7/2002 Hoese et al.
 6,425,035 B1 7/2002 Hoese et al.
 6,425,036 B1 7/2002 Hoese et al.
 6,484,245 B1 11/2002 Sanada et al.
 6,529,996 B1 3/2003 Nguyen et al.

OTHER PUBLICATIONS

Fibre Channel and ATM: The Physical Layers, Jerry Quam, WESCON/94, published Sep. 27-29, 1994. pp. 648-652.*
 Petal: Distributed Virtual Disks, Edward K. Lee and Chandramohan A. Thekkath, ACM SIGPLAN Notices, vol. 31, Issue 9, Sep. 1996, pp. 84-92.*
 Black Box, SCSI Fiberoptic Extender, Single-Ended, Product Insert, 2 pages, 1996.
 Burskey, Dave "New Serial I/Os Speed Storage Subsystems" Feb. 6, 1996.
 CRD-5500, Raid Disk Array Controller Product Insert, pp. 1-5.
 CRD-5500, SCSI Raid Controller OEM Manual, Rev. 1.3, Feb. 26, 1996, pp. 1-54.

Raidtec FibreArray and Raidtec FlexArray UltraRaid Systems, Windows IT PRO Article, Oct. 1997.
 DIGITAL Storage Works, HSZ70 Array Controller, HSOFF Version 7.0 EK-HSZ70-CG. A01, Digital Equipment Corporation, Maynard, Massachusetts.
 DIGITAL StorageWorks, Using Your HSZ70 Array Controller in a SCSI Controller Shelf (DS-BA356-M Series), User's Guide, pp. 1-1 through A-5 with index, Jan. 1998.
 DIGITAL StorageWorks HSZ270 Array Controller HSOFF Version 7.0 EK-HSZ270-RM. A01. CLI Reference Manual.
 DIGITAL StorageWorks HSG80 Array Controller ACS Version 8.0 (User's Guide) Jan. 1998.
 DIGITAL StorageWorks HSZ70 Array Controller HSOFF Version 7.0 EK-HSZ70-SV. A01.
 Emerson, "Ancor Communications: Performance evaluation of switched fibre channel I/O system using—FCP for SCSI" Feb. 1995, IEEE, pp. 479-484.
 IBM Technical Publication: Magstar and IBM 3590 High Performance Tape Subsystem Technical Guide, Nov. 1996, pp. 1-269.
 Guide to Sharing and Partitioning IBM Tape Library Dataservers, Nov. 1996, IBM, International Technical Support Organization, San Jose Center.
 Misc. Reference Manual Pages, SunOS 5.09.
 Block-Based Distributed File Systems, Anthony J. McGregor, Jul. 1997.
 InfoServer 150VXT Photograph.
 Pictures of internal components of the InfoServer 150, taken from <http://boundarydinosaurs.couk/Museum/Digital/InfoServer/infoServer.php> in Nov. 2004.
 Simplest Migration to Fibre Channel Technology.
 Compaq StorageWorks HSG80 Array Controller ACS Version 8.3 (Maintenance and Service Guide) Nov. 1998.
 Compaq StorageWorks HSG80 Array Controller ACS Version 8.3 (Configuration and CLI Reference Guide) Nov. 1998.
 Office Action dated Jan. 21, 2003 for 10/174,720.
 Office Action dated Feb. 27, 2001 for 09/354,682.
 Office Action dated Aug. 11, 2000 for 09/354,682.
 Office Action dated Dec. 16, 1999 for 09/354,682.
 Office Action dated Nov. 6, 2002, for 10/023,786.
 Office Action dated Jan. 21, 2003 for 10/081,110.
 Office Action dated Jan. 27, 2005 in 10/658,163.
 Office Action in Ex Parte Reexamination 90/007,127, mailed Feb. 7, 2005.
 Office Action in Ex Parte Reexamination 90/007,126, mailed Feb. 7, 2005.
 Office Action in Ex Parte Reexamination 90/007,124, mailed Feb. 7, 2005.
 Office Action in Ex Parte Reexamination 90/007,123, mailed Feb. 7, 2005.
 European Office Action issued Apr. 1, 2004 in Application No. 98966104.6-2413.
 Defendant's First Supplemental Trial Exhibit List, *Crossroads Systems, Inc., v. Chaparral Network Storage, Inc.*, C.A. No. A-00CA-217-SS (W.D. Tex. 2001), (CD-Rom).
 Defendant's Third Supplemental Trial Exhibit List, *Crossroads Systems, Inc. v. Pathlight Technology, Inc.*, C.A. No. A-00CA-248-SS (W.D. Tex. 2001) (CD-Rom).
 Defendant's Trial Exhibits, *Crossroads Systems, Inc. v. Pathlight Technology, Inc.*, C.A. No. A-00CA-248-SS (W.D. Tex. 2001). (CD-Rom).

US 6,425,035 C1

Page 3

Defendants' Trial Exhibits, *Crossroads Systems, Inc., v. Chaparral Network Storage, Inc.*, C.A. No. A-00CA-217-SS (W.D. Tex. 2001) (CD-Rom).

Defendant Chaparral Network Storage, Inc.'s First Supplemental Trial Exhibit List (D1 through D271) (CD-ROM Chaparral Exhibits ExList_Def), Sep. 2, 2001.

Defendant Pathlight Technology Inc.'s Third Supplemental Trial Exhibit List (CD-ROM Pathlight Exhibits ExList_Def).

Plaintiff's Fourth Amended Trial Exhibit List, *Crossroads Systems, Inc. v. Chaparral Network Storage, Inc.*, C.A. No. A-00CA-217-SS (W.D. Tex. 2001) (CD-Rom), Sep. 11, 2001.

Plaintiff's Revised Trial Exhibit List, *Crossroads Systems, Inc. v. Pathlight Technology, Inc.*, C.A. No. A-00CA-248-SS (W.D. Tex. 2001). (CD-Rom).

Plaintiff's Trial Exhibits, *Crossroads Systems, Inc. v. Chaparral Network Storage, Inc.*, C.A. No. A-00CA-217-SS (W.D. Tex. 2001). (CD-Rom).

Plaintiff's Fourth Amended Trial Exhibit List (CD-ROM Chaparral Exhibits ExList_Plaintiff), Sep. 11, 2001.

Plaintiff's Revised Trial Exhibit List (CD-ROM Pathlight Exhibits ExList_Plaintiff).

Trail Transcripts, *Crossroads Systems, Inc. v. Chaparral Network Storage, Inc.*, C.A. No. A-00CA-217-SS (W.D. Tex. 2001) (CD-Rom).

Trail Transcripts, *Crossroads Systems, Inc. v. Pathlight Technology, Inc.*, C.A. No. A-00CA-248-SS (W.D. Tex. 2001). (CD-Rom).

Trial Exhibits and Transcripts, *Crossroads v. Chaparral*, Civil Action No. A-00CA-21755, W.D. Tex. 2000 (CD-Rom and hard copy printouts).

Snively, "Sun Microsystem Computer Corporation: Implementing a fibre optic channel SCSI transport" 1994 IEEE, Feb. 28, 1994, pp. 78-82.

Datasheet for CrossPoint 4100 Fibre Channel to SCSI Router (Dedek Ex 41 (ANCT 117-120)) (CD-ROM Chaparral Exhibits D012).

Symbios Logic—Software Interface Specification Series 3 SCSI RAID Controller Software Release 02.xx (Engelbrecht Ex 2 (LSI 1421-1658)) (CD-ROM Chaparral Exhibits D013), Dec. 3, 1997.

Press Release—Symbios Logic to Demonstrate Strong Support for Fibre Channel at Fall Comdex (Engelbrecht 12 (LSI 2785-86)) (CD-ROM Chaparral Exhibits D016), Nov. 13, 1996.

OEM Datasheet on the 3701 Controller (Engelbrecht 13 (LSI 01837-38)) (CD-ROM Chaparral Exhibits D017), Jun. 17, 1905.

Nondisclosure Agreement Between Adaptec and Crossroads Dated Oct. 17, 1996 (Quisenberry Ex 25 (CRDS 8196)) (CD-ROM Chaparral Exhibits D020).

Organizational Presentation on the External Storage Group (Lavan Ex 1 (CNS 182242-255)) (CD-ROM Chaparral Exhibits D021), Apr. 11, 1996.

Bridge. C, Bridge Between SCSI-2 and SCSI-3 FCP (Fibre Channel Protocol) (CD-ROM Chaparral Exhibits P214).

Bridge Phase II Architecture Presentation (Lavan Ex 2 (CNS 182287-295)) (CD-ROM Chaparral Exhibits D022), Apr. 12, 1996.

Attendees/Action Items from Apr. 12, 1996 Meeting at BTC (Lavan Ex 3 (CNS 182241)) (CD-ROM Chaparral Exhibits D023), Apr. 12, 1996.

Brooklyn Hardware Engineering Requirements Documents, Revision 1.4 (Lavan Ex 4 (CNS 178188-211)) (CD-ROM Chaparral Exhibits D024) by Pecone, May 26, 1996.

Brooklyn Single-Ended SCSI RAID Bridge Controller Hardware OEM Manual, Revision 2.1 (Lavan Ex 5 (CNS 177169-191)) (CD-ROM Chaparral Exhibits D025), Mar. 21, 1996.

Coronado Hardware Engineering Requirements Document, Revision 0.0 (Lavan Ex 7 (CNS 176917-932)). (CD-ROM Chaparral Exhibits D027) by O'Dell, Sep. 30, 1996.

ESS/FPG Organization (Lavan Ex 8 (CNS 178639-652)) (CD-ROM Chaparral Exhibits D028), Dec. 6, 1996.

Adaptec MCS ESS Presents: Intelligent External I/O Raid Controllers "Bridge" Strategy (Lavan Ex 9 (CNS 178606-638)). (CD-ROM Chaparral Exhibits D029), Feb. 6, 1996.

AEC-7313 Fibre Channel Daughter Board (for Brooklyn) Engineering Specification, Revision 1.0 (Lavan Ex 10 (CNS 176830-850)) (CD-ROM Chaparral Exhibits D030), Feb. 27, 1997.

Bill of Material (Lavan Ex 14 (CNS 177211-214)) (CD-ROM Chaparral Exhibits D034), Jul. 24, 1997.

AEC- 4412B, AEC-7412/B2 External RAID Controller Hardware OEM Manual, Revision 2.0 (Lavan Ex 15 (CNS 177082-123)) (CD-ROM Chaparral Exhibits D035), Jun. 27, 1997.

Coronado II, AEC-7312A Fibre Channel Daughter (for Brooklyn) Hardware Specification, Revision 1.2 (Lavan Ex 16 (CNS 177192-210)) (CD-ROM Chaparral Exhibits D037) by Tom Yang, Jul. 18, 1997.

AEC-4412B, AEC7412/3B External RAID Controller Hardware OEM Manual, Revision 3.0. (Lavan Ex 17 (CNS 177124-165)) (CD-ROM Chaparral Exhibits D036), Aug. 25, 1997.

Memo Dated Aug. 15, 1997 to AEC-7312A Evaluation Unit Customers re: B001 Release Notes (Lavan Ex 18 (CNS 182878-879)) (CD-ROM Chaparral Exhibits D038), Aug. 15, 1997.

Brooklyn Main Board (AES-0302) MES Schedule (Lavan Ex 19 (CNS 177759-763)) (CD-ROM Chaparral Exhibits D039), Feb. 11, 1997.

News Release-Adaptec Adds Fibre Channel Option to its External RAID Controller Family (Lavan Ex 20 (CNS 182932-934)) (CD-ROM Chaparral Exhibits D040), May 6, 1997.

AEC-4412B/7412B User's Guide, Rev. A (Lavan Ex 21) (CD-ROM Chaparral Exhibits D041), Jun. 19, 1905.

Data Book—AIC-7895 PCI Bus Master Single Chip SCSI Host Adapter (Davies Ex 1 (CNS 182944-64)) (CD-ROM Chaparral Exhibits D046), May 21, 1996.

Data Book—AIC-1160 Fibre Channel Host Adapter ASIC (Davies Ex 2 (CNS 181800-825)) (CD-ROM Chaparral Exhibits D047), Jun. 18, 1905.

Viking RAID Software (Davies Ex 3 (CNS 180969-181026)) (CD-ROM Chaparral Exhibits D048), Jun. 18, 1905.

Header File with Structure Definitions (Davies Ex 4 (CNS 180009-018)) (CD-ROM Chaparral Exhibits D049), Aug. 8, 1996.

C++ SourceCode for the SCSI Command Handler (Davies Ex 5 (CNS 179136-168)) (CD-ROM Chaparral Exhibits D050), Aug. 8, 1996.

Header File Data Structure (Davies Ex 6 (CNS 179997-180008)) (CD-ROM Chaparral Exhibits D051), Jan. 2, 1997.

SCSI Command Handler (Davies Ex 7 (CNS 179676-719)) (CD-ROM Chaparral Exhibits D052), Jan. 2, 1997.

US 6,425,035 C1

Page 4

- Coronado: Fibre Channel to SCSI Intelligent RAID Controller Product Brief (Kalwitz Ex 1 (CNS 182804-805)) (CD-ROM Chaparral Exhibits D053).
- Bill of Material (Kalwitz Ex 2 (CNS 181632-633)) (CD-ROM Chaparral Exhibits D054), Mar. 17, 1997.
- Emails Dated Jan. 13-Mar. 31, 1997 from P. Collins to Mo re: Status Reports (Kalwitz Ex 3 (CNS 182501-511)) (CD-ROM Chaparral Exhibits D055).
- Hardware Schematics for the Fibre Channel Daughtercard Coronado (Kalwitz Ex 4 (CNS 181639-648)) (CD-ROM Chaparral Exhibits D056).
- Adaptec Schematics re AAC-340 (Kalwitz Ex 14 CNS 177215-251)) (CD-ROM Chaparral Exhibits D057).
- Bridge Product Line Review (Manzanares Ex 3 (CNS 177307-336)) (CD-ROM Chaparral Exhibits D058).
- AEC Bridge Series Products—Adaptec External Controller RAID Products Pre-Release Draft, v.6 (Manzanares Ex 4 (CNS 174632-653)). (CD-ROM Chaparral Exhibits D059), Oct. 28, 1997.
- Hewlett-Packard Roseville Site Property Pass for Brian Smith (Dunning Ex 14 (HP 489)) (CD-ROM Chaparral Exhibits D078), Nov. 7, 1996.
- Distribution Agreement Between Hewlett-Packard and Crossroads (Dunning Ex 15 (HP 326-33)) (CD-ROM Chaparral Exhibits D079).
- HPFC-5000 Tachyon User's Manual, First Edition (PTI 17249-839) (CD-ROM Chaparral Exhibits D084), May 1, 1996.
- X3T10 994D—(Draft) Information Technology: SCSI-3 Architecture Model, Rev. 1.8 (PTI 165977) (CD-ROM Chaparral Exhibits D087).
- X3T10 Project 1047D: Information Technology—SCSI-3 Controller Commands (SCC), Rev. 6c (PTI 166400-546) (CD-ROM Chaparral Exhibits D088), Sep. 3, 1996.
- X3T10 995D—(Draft) SCSI-3 Primary Commands, Rev. 11 (Wanamaker Ex 5 (PTI 166050-229)) (CD-ROM Chaparral Exhibits D089), Nov. 13, 1996.
- VBAR Volume Backup and Restore (CRDS 12200-202) (CD-ROM Chaparral Exhibits D099).
- Preliminary Product Literature for Infinity Commstor's Fibre Channel to SCSI Protocol Bridge (Smith Ex 11; Quisenberry Ex 31 (SPLO 428-30)) (CD-ROM Chaparral Exhibits D143), Aug. 19, 1996.
- Letter dated Jul. 12, 1996 from J. Boykin to B. Smith re: Purchase Order for Evaluation Units from Crossroads (Smith Ex 24) CRDS 8556-57) (CD-ROM Chaparral Exhibits D144), Jul. 12, 1996.
- CrossPoint 4100 Fibre Channel to SCSI Router Preliminary Datasheet (Hulsey Ex 9 (CRDS 16129-130)) (CD-ROM Chaparral Exhibits D145), Nov. 1, 1996.
- CrossPoint 4400 Fibre Channel to SCSI Router Preliminary Datasheet (Bardach Ex. 9, Quisenberry Ex 33 (CRDS 25606-607)) (CD-ROM Chaparral Exhibits D153), Nov. 1, 1996.
- Fax Dated Jul. 22, 1996 from L. Petti to B. Smith re: Purchase Order from Data General for FC2S Fibre to Channel SCSI Protocol Bridge Model 11 (Smith Ex 25; Quisenberry Ex 23; Bardach Ex 11 (CRDS 8532-55; 8558)) (CD-ROM Chaparral Exhibits D155).
- Email Dated Dec. 20, 1996 from J. Boykin to B. Smith re: Purchase Order for Betas in Feb. and Mar. (Hoese Ex 16, Quisenberry Ex 25; Bardach Ex 12 (CRDS 13644-650)) (CD-ROM Chaparral Exhibits D156).
- Infinity Commstor Fibre Channel Demo for Fall Comdex, 1996 (Hoese Ex 15, Bardach Ex 13 (CRDS 27415)) (CD-ROM Chaparral Exhibits D157).
- Fax Dated Dec. 19, 1996 from B. Bardach to T. Rarich re: Purchase Order Information (Bardach Ex. 14; Smith Ex 16 (CRDS 4460)) (CD-ROM Chaparral Exhibits D158).
- Miscellaneous Documents Regarding Comdex (Quisenberry Ex 2 (CRDS 27415-465)) (CD-ROM Chaparral Exhibits D165).
- CrossPoint 4100 Fibre Channel to SCSI Router Preliminary Datasheet (Quisenberry) Ex 3 (CRDS 4933-34) (CD-ROM Chaparral Exhibits D166) (CD-ROM Chaparral Exhibits D166).
- CrossPoint 4400 Fibre to Channel to SCSI Router Preliminary Datasheet; Crossroads Company and Product Overview (Quisenberry Ex 4 (CRDS 25606; 16136)) (CD-ROM Chaparral Exhibits D167).
- Crossroads Purchase Order Log (Quisenberry Ex 9 (CRDS 14061-062)) (CD-ROM Chaparral Exhibits D172).
- RAID Manager 5 with RDAC 5 for UNIX V.4 User's Guide (LSI-01854) (CD-ROM Chaparral Exhibits P062), Sep. 1, 1996.
- Letter dated May 12, 1997 from Alan G. Leal to Barbara Bardach enclosing the original OEM License and Purchase Agreement between Hewlett-Packard Company and Crossroads Systems, Inc. (CRDS 02057) (CD-ROM Chaparral Exhibits P130).
- CR4x00 Product Specification (CRDS 43929) (CD-ROM Chaparral Exhibits P267), Jun. 1, 1998.
- Symbios Logic—Hardware Functional Specification for the Symbios Logic Series 3 Fibre Channel Disk Array Controller Model 3701 (Engelbrecht Ex 3 (LSI-1659-1733)) (CD-ROM Pathlight Exhibits D074).
- Report of the Working Group on Storage I/O for Large Scale Computing; Department of Computer Science Duke University: CS-1996-21 (PTI 173330-347). (CD-ROM Pathlight Exhibits D098).
- Brian Allison's 1999 Third Quarter Sales Plan (PDX 38)CNS 022120-132)) (CD-ROM Pathlight Exhibits D201), Jun. 5, 2001.
- Brooklyn SCSI—SCSI Intelligent External RAID Bridge Definition Phase External Documentation (CD-ROM Pathlight Exhibits D129).
- "InfoServer 100 System Operations Guide", First Edition, Digital Equipment Corporation, 1990.
- S.P. Joshi, "Ethernet controller chip interfaces with variety of 16-bit processors," Electronic Design, Hayden Publishing Co., Inc., Rochelle Park, NJ, Oct. 14, 1982, pp 193-200.
- "DP5380 Asynchronous SCSI Interface", National Semiconductor Corporation, Arlington, TX, May 1989, pp. 1-32.
- Johnson, D.B., et al., "The Peregrine High Performance RPC System", Software—Practice & Experience, 23(2):201-221, Feb. 1993.
- "InfoServer 150—Installation and Owner's Guide", EK-IN-FSV-OM-001, Digital Equipment Corporation, Maynard, Massachusetts 1991, Chapters 1 and 2.
- Pictures of internal components of the InfoServer 150, taken from <http://www.binarydinosaurs.co.uk/Museum/Digital/infoservert/infoserver.php> in Nov. 2004.

* cited by examiner

US 6,425,035 C1

1
EX PARTE
REEXAMINATION CERTIFICATE
ISSUED UNDER 35 U.S.C. 307

NO AMENDMENTS HAVE BEEN MADE TO
THE PATENT

2
AS A RESULT OF REEXAMINATION, IT HAS BEEN
DETERMINED THAT:

5 The patentability of claims 1-14 is confirmed.

* * * * *

PATENT APPLICATION SERIAL NO. _____

U.S. DEPARTMENT OF COMMERCE
PATENT AND TRADEMARK OFFICE
FEE RECORD SHEET

10/02/2001 ABODNE1 00000024 09965335
01 FC:101 710.00 0P

PTO-1556
(5/87)

*U.S. GPO: 2000-163-087/29595

09/965,325

ATTORNEYS DOCKET
064113.0103

PATENT APPLICATION

28

STORAGE ROUTER AND METHOD FOR
PROVIDING VIRTUAL LOCAL STORAGE

5 ABSTRACT OF THE DISCLOSURE

10 A storage router (56) and storage network (50) provide virtual local storage on remote SCSI storage devices (60, 62, 64) to Fibre Channel devices. A plurality of Fibre Channel devices, such as workstations (58), are connected to a Fibre Channel transport medium (52), and a plurality of SCSI storage devices (60, 62, 64) are connected to a SCSI bus transport medium (54). The storage router (56) interfaces between the Fibre Channel transport medium (52) and the SCSI bus transport medium (54). The storage router (56) maps between the workstations (58) and the SCSI storage devices (60, 62, 64) and implements access controls for storage space on the SCSI storage devices (60, 62, 64). The storage router (56) then allows access from the workstations (58) to the SCSI storage devices (60, 62, 64) using native low level, block protocol in accordance with the mapping and the access controls.

0965325-002701

AUS01:110057

ATTORNEYS DOCKET
064113.0103

PATENT APPLICATION

1

STORAGE ROUTER AND METHOD FOR
PROVIDING VIRTUAL LOCAL STORAGE

INSAI >

0995335.02701
10/260*555960

TECHNICAL FIELD OF THE INVENTION

This invention relates in general to network storage devices, and more particularly to a storage router and method for providing virtual local storage on remote SCSI storage devices to Fibre Channel devices.

5

AUS01:110067

ATTORNEYS DOCKET
064113.0103

PATENT APPLICATION

BACKGROUND OF THE INVENTION

Typical storage transport mediums provide for a relatively small number of devices to be attached over relatively short distances. One such transport medium is a Small Computer System Interface (SCSI) protocol, the structure and operation of which is generally well known as is described, for example, in the SCSI-1, SCSI-2 and SCSI-3 specifications. High speed serial interconnects provide enhanced capability to attach a large number of high speed devices to a common storage transport medium over large distances. One such serial interconnect is Fibre Channel, the structure and operation of which is described, for example, in *Fibre Channel Physical and Signaling Interface (FC-PH)*, ANSI X3.230 *Fibre Channel Arbitrated Loop (FC-AL)*, and ANSI X3.272 *Fibre Channel Private Loop Direct Attach (FC-PLDA)*.

Conventional computing devices, such as computer workstations, generally access storage locally or through network interconnects. Local storage typically consists of a disk drive, tape drive, CD-ROM drive or other storage device contained within, or locally connected to the workstation. The workstation provides a file system structure, that includes security controls, with access to the local storage device through native low level, block protocols. These protocols map directly to the mechanisms used by the storage device and consist of data requests without security controls. Network interconnects typically provide access for a large number of computing

AUS01.110067

3

0995335-092701

ATTORNEYS DOCKET
064113.0103

PATENT APPLICATION

3

5 devices to data storage on a remote network server. The remote network server provides file system structure, access control, and other miscellaneous capabilities that include the network interface. Access to data through the network server is through network protocols that the server must translate into low level requests to the storage device. A workstation with access to the server storage must translate its file system protocols into network protocols that are used to communicate with the server. Consequently, from the perspective of a workstation, or other computing device, seeking to access such server data, the access is much slower than access to data on a local storage device.

0955335-092704

10

AUS01:110067

4

ATTORNEYS DOCKET
064113.0103

PATENT APPLICATION

SUMMARY OF THE INVENTION

In accordance with the present invention, a storage router and method for providing virtual local storage on remote SCSI storage devices to Fibre Channel devices are disclosed that provide advantages over conventional network storage devices and methods.

102260-5559960

5
10
15
20
According to one aspect of the present invention, a storage router and storage network provide virtual local storage on remote SCSI storage devices to Fibre Channel devices. A plurality of Fibre Channel devices, such as workstations, are connected to a Fibre Channel transport medium, and a plurality of SCSI storage devices are connected to a SCSI bus transport medium. The storage router interfaces between the Fibre Channel transport medium and the SCSI bus transport medium. The storage router maps between the workstations and the SCSI storage devices and implements access controls for storage space on the SCSI storage devices. The storage router then allows access from the workstations to the SCSI storage devices using native low level, block protocol in accordance with the mapping and the access controls.

25
According to another aspect of the present invention, virtual local storage on remote SCSI storage devices is provided to Fibre Channel devices. A Fibre Channel transport medium and a SCSI bus transport medium are interfaced with. A configuration is maintained for SCSI storage devices connected to the SCSI bus transport medium. The configuration maps between Fibre Channel

AUS01:110067

ATTORNEYS DOCKET
064113.0103

PATENT APPLICATION

5

5 devices and the SCSI storage devices and implements
access controls for storage space on the SCSI storage
devices. Access is then allowed from Fibre Channel
initiator devices to SCSI storage devices using native
low level, block protocol in accordance with the
configuration.

10 A technical advantage of the present invention is
the ability to centralize local storage for networked
workstations without any cost of speed or overhead. Each
workstation access its virtual local storage as if it
work locally connected. Further, the centralized storage
devices can be located in a significantly remote position
even in excess of ten kilometers as defined by Fibre
Channel standards.

15 Another technical advantage of the present invention
is the ability to centrally control and administer
storage space for connected users without limiting the
speed with which the users can access local data. In
addition, global access to data, backups, virus scanning
20 and redundancy can be more easily accomplished by
centrally located storage devices.

25 A further technical advantage of the present
invention is providing support for SCSI storage devices
as local storage for Fibre Channel hosts. In addition,
the present invention helps to provide extended
capabilities for Fibre Channel and for management of
storage subsystems.

AUS01:110067

0095336-092701

ATTORNEYS DOCKET
064113.0103

PATENT APPLICATION

6

BRIEF DESCRIPTION OF THE DRAWINGS

A more complete understanding of the present invention and the advantages thereof may be acquired by referring to the following description taken in
5 conjunction with the accompanying drawings, in which like reference numbers indicate like features, and wherein:

FIGURE 1 is a block diagram of a conventional network that provides storage through a network server;

FIGURE 2 is a block diagram of one embodiment of a storage network with a storage router that provides global access and routing;
10

FIGURE 3 is a block diagram of one embodiment of a storage network with a storage router that provides virtual local storage;

FIGURE 4 is a block diagram of one embodiment of the storage router of FIGURE 3; and
15

FIGURE 5 is a block diagram of one embodiment of data flow within the storage router of FIGURE 4.

064113-002701

AUS01:110067

ATTORNEYS DOCKET
064113.0103

PATENT APPLICATION

7

DETAILED DESCRIPTION OF THE INVENTION

FIGURE 1 is a block diagram of a conventional network, indicated generally at 10, that provides access to storage through a network server. As shown, network 10 includes a plurality of workstations 12 interconnected with a network server 14 via a network transport medium 16. Each workstation 12 can generally comprise a processor, memory, input/output devices, storage devices and a network adapter as well as other common computer components. Network server 14 uses a SCSI bus 18 as a storage transport medium to interconnect with a plurality of storage devices 20 (tape drives, disk drives, etc.). In the embodiment of FIGURE 1, network transport medium 16 is an network connection and storage devices 20 comprise hard disk drives, although there are numerous alternate transport mediums and storage devices.

In network 10, each workstation 12 has access to its local storage device as well as network access to data on storage devices 20. The access to a local storage device is typically through native low level, block protocols. On the other hand, access by a workstation 12 to storage devices 20 requires the participation of network server 14 which implements a file system and transfers data to workstations 12 only through high level file system protocols. Only network server 14 communicates with storage devices 20 via native low level, block protocols. Consequently, the network access by workstations 12 through network server 14 is slow with respect to their

AUS01:110067

107280-4659500

ATTORNEYS DOCKET
 064113.0103

PATENT APPLICATION

access to local storage. In network 10, it can Also be a logistical problem to centrally manage and administer local data distributed across an organization, including accomplishing tasks such as backups, virus scanning and redundancy.

FIGURE 2 is a block diagram of one embodiment of a storage network, indicated generally at 30, with a storage router that provides global access and routing. This environment is significantly different from that of FIGURE 1 in that there is no network server involved. In FIGURE 2, a Fibre Channel high speed serial transport 32 interconnects a plurality of workstations 36 and storage devices 38. A SCSI bus storage transport medium interconnects workstations 40 and storage devices 42. A storage router 44 then serves to interconnect these mediums and provide devices on either medium global, transparent access to devices on the other medium. Storage router 44 routes requests from initiator devices on one medium to target devices on the other medium and routes data between the target and the initiator. Storage router 44 can allow initiators and targets to be on either side. In this manner, storage router 44 enhances the functionality of Fibre Channel 32 by providing access, for example, to legacy SCSI storage devices on SCSI bus 34. In the embodiment of FIGURE 2, the operation of storage router 44 can be managed by a management station 46 connected to the storage router via a direct serial connection.

0000000000000000000000000000000000

5

10

15

20

25

AUS01:110067



ATTORNEYS DOCKET
064113.0103

PATENT APPLICATION

9

In storage network 30, any workstation 36 or workstation 40 can access any storage device 38 or storage device 42 through native low level, block protocols, and vice versa. This functionality is enabled by storage router 44 which routes requests and data as a generic transport between Fibre Channel 32 and SCSI bus 34. Storage router 44 uses tables to map devices from one medium to the other and distributes requests and data across Fibre Channel 32 and SCSI bus 34 without any security access controls. Although this extension of the high speed serial interconnect provided by Fibre Channel 32 is beneficial, it is desirable to provide security controls in addition to extended access to storage devices through a native low level, block protocol.

FIGURE 3 is a block diagram of one embodiment of a storage network, indicated generally at 50, with a storage router that provides virtual local storage. Similar to that of FIGURE 2, storage network 50 includes a Fibre Channel high speed serial interconnect 52 and a SCSI bus 54 bridged by a storage router 56. Storage router 56 of FIGURE 3 provides for a large number of workstations 58 to be interconnected on a common storage transport and to access common storage devices 60, 62 and 64 through native low level, block protocols.

According to the present invention, storage router 56 has enhanced functionality to implement security controls and routing such that each workstation 58 can have access to a specific subset of the overall data

AUS01:110067

10

10/22/2014 5:25:56 PM

ATTORNEYS DOCKET
064113.0103

PATENT APPLICATION

10

5 stored in storage devices 60, 62 and 64. This specific subset of data has the appearance and characteristics of local storage and is referred to herein as virtual local storage. Storage router 56 allows the configuration and modification of the storage allocated to each attached workstation 58 through the use of mapping tables or other mapping techniques.

10 As shown in FIGURE 3, for example, storage device 60 can be configured to provide global data 65 which can be accessed by all workstations 58. Storage device 62 can be configured to provide partitioned subsets 66, 68, 70 and 72, where each partition is allocated to one of the workstations 58 (workstations A, B, C and D). These subsets 66, 68, 70 and 72 can only be accessed by the associated workstation 58 and appear to the associated workstation 58 as local storage accessed using native low level, block protocols. Similarly, storage device 64 can be allocated as storage for the remaining workstation 58 (workstation E).

15
20 Storage router 56 combines access control with routing such that each workstation 58 has controlled access to only the specified partition of storage device 62 which forms virtual local storage for the workstation 58. This access control allows security control for the specified data partitions. Storage router 56 allows this allocation of storage devices 60, 62 and 64 to be managed by a management station 76. Management station 76 can connect directly to storage router 56 via a direct

AUS01:110067

ATTORNEYS DOCKET
064113.0103

PATENT APPLICATION

11

connection or, alternately, can interface with storage
router 56 through either Fibre Channel 52 or SCSI bus 54.
In the latter case, management station 76 can be a
workstation or other computing device with special rights
5 such that storage router 56 allows access to mapping
tables and shows storage devices 60, 62 and 64 as they
exist physically rather than as they have been allocated.

10 The environment of FIGURE 3 extends the concept of a
single workstation having locally connected storage
devices to a storage network 50 in which workstations 58
are provided virtual local storage in a manner
transparent to workstations 58. Storage router 56
provides centralized control of what each workstation 58
sees as its local drive, as well as what data it sees as
15 global data accessible by other workstations 58.
Consequently, the storage space considered by the
workstation 58 to be its local storage is actually a
partition (i.e., logical storage definition) of a
physically remote storage device 60, 62 or 64 connected
20 through storage router 56. This means that similar
requests from workstations 58 for access to their local
storage devices produce different accesses to the storage
space on storage devices 60, 62 and 64. Further, no
access from a workstation 58 is allowed to the virtual
25 local storage of another workstation 58.

The collective storage provided by storage devices
60, 62 and 64 can have blocks allocated by programming
means within storage router 56. To accomplish this

AUS01:110067

12

0965335.092701

ATTORNEYS DOCKET
064113.0103

PATENT APPLICATION

12

function, storage router 56 can include routing tables and security controls that define storage allocation for each workstation 58. The advantages provided by implementing virtual local storage in centralized storage devices include the ability to do collective backups and other collective administrative functions more easily. This is accomplished without limiting the performance of workstations 58 because storage access involves native low level, block protocols and does not involve the overhead of high level protocols and file systems required by network servers.

FIGURE 4 is a block diagram of one embodiment of storage router 56 of FIGURE 3. Storage router 56 can comprise a Fibre Channel controller 80 that interfaces with Fibre Channel 52 and a SCSI controller 82 that interfaces with SCSI bus 54. A buffer 84 provides memory work space and is connected to both Fibre Channel controller 80 and to SCSI controller 82. A supervisor unit 86 is connected to Fibre Channel controller 80, SCSI controller 82 and buffer 84. Supervisor unit 86 comprises a microprocessor for controlling operation of storage router 56 and to handle mapping and security access for requests between Fibre Channel 52 and SCSI bus 54.

FIGURE 5 is a block diagram of one embodiment of data flow within storage router 56 of FIGURE 4. As shown, data from Fibre Channel 52 is processed by a Fibre Channel (FC) protocol unit 88 and placed in a FIFO queue

ADS01:110067

B

ATTORNEYS DOCKET
064113.0103

PATENT APPLICATION

13

90. A direct memory access (DMA) interface 92 then takes data out of FIFO queue 90 and places it in buffer 84. Supervisor unit 86 processes the data in buffer 84 as represented by supervisor processing 93. This processing involves mapping between Fibre Channel 52 and SCSI bus 54 and applying access controls and routing functions. A DMA interface 94 then pulls data from buffer 84 and places it into a buffer 96. A SCSI protocol unit 98 pulls data from buffer 96 and communicates the data on SCSI bus 54. Data flow in the reverse direction, from SCSI bus 54 to Fibre Channel 52, is accomplished in a reverse manner.

The storage router of the present invention is a bridge device that connects a Fibre Channel link directly to a SCSI bus and enables the exchange of SCSI command set information between application clients on SCSI bus devices and the Fibre Channel links. Further, the storage router applies access controls such that virtual local storage can be established in remote SCSI storage devices for workstations on the Fibre Channel link. In one embodiment, the storage router provides a connection for Fibre Channel links running the SCSI Fibre Channel Protocol (FCP) to legacy SCSI devices attached to a SCSI bus. The Fibre Channel topology is typically an Arbitrated Loop (FC_AL).

In part, the storage router enables a migration path to Fibre Channel based, serial SCSI networks by providing connectivity for legacy SCSI bus devices. The storage

AUS01:11067

14

099525.02701
10/22/09 5:23:56 PM

ATTORNEYS DOCKET
064113.0103

PATENT APPLICATION

14

router can be attached to a Fibre Channel Arbitrated Loop and a SCSI bus to support a number of SCSI devices.

Using configuration settings, the storage router can make the SCSI bus devices available on the Fibre Channel network as FCP logical units. Once the configuration is defined, operation of the storage router is transparent to application clients. In this manner, the storage router can form an integral part of the migration to new Fibre Channel based networks while providing a means to continue using legacy SCSI devices.

In one implementation (not shown), the storage router can be a rack mount or free standing device with an internal power supply. The storage router can have a Fibre Channel and SCSI port, and a standard, detachable power cord can be used, the FC connector can be a copper DB9 connector, and the SCSI connector can be a 68-pin type. Additional modular jacks can be provided for a serial port and a 802.3 10BaseT port, i.e. twisted pair Ethernet, for management access. The SCSI port of the storage router can support SCSI direct and sequential access target devices and can support SCSI initiators, as well. The Fibre Channel port can interface to SCSI-3 FCP enabled devices and initiators.

To accomplish its functionality, one implementation of the storage router uses: a Fibre Channel interface based on the HEWLETT-PACKARD TACHYON HPFC-5000 controller and a GLM media interface; an Intel 80960RP processor, incorporating independent data and program memory spaces,

AUG01:110057

ATTORNEYS DOCKET
064113.0103

PATENT APPLICATION

15

and associated logic required to implement a stand alone processing system; and a serial port for debug and system configuration. Further, this implementation includes a SCSI interface supporting Fast-20 based on the SYMBIOS

5 53C8xx series SCSI controllers, and an operating system based upon the WIND RIVERS SYSTEMS VXWORKS or IXWORKS kernel, as determined by design. In addition, the storage router includes software as required to control basic functions of the various elements, and to provide

10 appropriate translations between the FC and SCSI protocols.

102560-5258500

The storage router has various modes of operation that are possible between FC and SCSI target and initiator combinations. These modes are: FC Initiator to

15 SCSI Target; SCSI Initiator to FC Target; SCSI Initiator to SCSI Target; and FC Initiator to FC Target. The first two modes can be supported concurrently in a single storage router device are discussed briefly below. The third mode can involve two storage router devices

20 back to back and can serve primarily as a device to extend the physical distance beyond that possible via a direct SCSI connection. The last mode can be used to carry FC protocols encapsulated on other transmission technologies (e.g. ATM, SONET), or to act as a bridge

25 between two FC loops (e.g. as a two port fabric).

The FC Initiator to SCSI Target mode provides for the basic configuration of a server using Fibre Channel to communicate with SCSI targets. This mode requires

AUS01:110067

16

ATTORNEYS DOCKET
064113.0103

PATENT APPLICATION

16

that a host system have an FC attached device and associated device drivers and software to generate SCSI-3 FCP requests. This system acts as an initiator using the storage router to communicate with SCSI target devices.

5 The SCSI devices supported can include SCSI-2 compliant direct or sequential access (disk or tape) devices. The storage router serves to translate command and status information and transfer data between SCSI-3 FCP and SCSI-2, allowing the use of standard SCSI-2 devices in a
10 Fibre Channel environment.

The SCSI Initiator to FC Target mode provides for the configuration of a server using SCSI-2 to communicate with Fibre Channel targets. This mode requires that a host system has a SCSI-2 interface and driver software to control SCSI-2 target devices. The storage router will connect to the SCSI-2 bus and respond as a target to multiple target IDs. Configuration information is required to identify the target IDs to which the bridge will respond on the SCSI-2 bus. The storage router then
15 translates the SCSI-2 requests to SCSI-3 FCP requests, allowing the use of FC devices with a SCSI host system. This will also allow features such as a tape device acting as an initiator on the SCSI bus to provide full support for this type of SCSI device.

20 In general, user configuration of the storage router will be needed to support various functional modes of operation. Configuration can be modified, for example, through a serial port or through an Ethernet port via

AUS01:110067

0085338-002701

ATTORNEYS DOCKET
064113.0103

PATENT APPLICATION

SNMP (simple network management protocol) or a Telnet session. Specifically, SNMP manageability can be provided via an 802.3 Ethernet interface. This can provide for configuration changes as well as providing statistics and error information. Configuration can also be performed via TELNET or RS-232 interfaces with menu driven command interfaces. Configuration information can be stored in a segment of flash memory and can be retained across resets and power off cycles. Password protection can also be provided.

In the first two modes of operation, addressing information is needed to map from FC addressing to SCSI addressing and vice versa. This can be 'hard' configuration data, due to the need for address information to be maintained across initialization and partial reconfigurations of the Fibre Channel address space. In an arbitrated loop configuration, user configured addresses will be needed for AL_PAs in order to insure that known addresses are provided between loop reconfigurations.

With respect to addressing, FCP and SCSI 2 systems employ different methods of addressing target devices. Additionally, the inclusion of a storage router means that a method of translating device IDs needs to be implemented. In addition, the storage router can respond to commands without passing the commands through to the opposite interface. This can be implemented to allow all generic FCP and SCSI commands to pass through the storage

AUS01:110067

18

0065536-092701

ATTORNEYS DOCKET
064113.0103

PATENT APPLICATION

router to address attached devices, but allow for configuration and diagnostics to be performed directly on the storage router through the FC and SCSI interfaces.

Management commands are those intended to be processed by the storage router controller directly. This may include diagnostic, mode, and log commands as well as other vendor-specific commands. These commands can be received and processed by both the FCP and SCSI interfaces, but are not typically bridged to the opposite interface. These commands may also have side effects on the operation of the storage router, and cause other storage router operations to change or terminate.

A primary method of addressing management commands though the FCP and SCSI interfaces can be through peripheral device type addressing. For example, the storage router can respond to all operations addressed to logical unit (LUN) zero as a controller device. Commands that the storage router will support can include INQUIRY as well as vendor-specific management commands. These are to be generally consistent with SCC standard commands.

The SCSI bus is capable of establishing bus connections between targets. These targets may internally address logical units. Thus, the prioritized addressing scheme used by SCSI subsystems can be represented as follows: BUS:TARGET:LOGICAL UNIT. The BUS identification is intrinsic in the configuration, as a SCSI initiator is attached to only one bus. Target

AUS01:110067

00000000-00000000

ATTORNEYS DOCKET
064113.0103

PATENT APPLICATION

19

addressing is handled by bus arbitration from information provided to the arbitrating device. Target addresses are assigned to SCSI devices directly, though some means of configuration, such as a hardware jumper, switch setting, or device specific software configuration. As such, the SCSI protocol provides only logical unit addressing within the Identify message. Bus and target information is implied by the established connection.

Fibre Channel devices within a fabric are addressed by a unique port identifier. This identifier is assigned to a port during certain well-defined states of the FC protocol. Individual ports are allowed to arbitrate for a known, user defined address. If such an address is not provided, or if arbitration for a particular user address fails, the port is assigned a unique address by the FC protocol. This address is generally not guaranteed to be unique between instances. Various scenarios exist where the AL-PA of a device will change, either after power cycle or loop reconfiguration.

The FC protocol also provides a logical unit address field within command structures to provide addressing to devices internal to a port. The FCP_CMD payload specifies an eight byte LUN field. Subsequent identification of the exchange between devices is provided by the FQXID (Fully Qualified Exchange ID).

FC ports can be required to have specific addresses assigned. Although basic functionality is not dependent on this, changes in the loop configuration could result

AUS01:110067

ye

0955335-092701

ATTORNEYS DOCKET
064113.0103

PATENT APPLICATION

20

in disk targets changing identifiers with the potential risk of data corruption or loss. This configuration can be straightforward, and can consist of providing the device a loop-unique ID (AL_PA) in the range of "01h" to "EFh." Storage routers could be shipped with a default value with the assumption that most configurations will be using single storage routers and no other devices requesting the present ID. This would provide a minimum amount of initial configuration to the system administrator. Alternately, storage routers could be defaulted to assume any address so that configurations requiring multiple storage routers on a loop would not require that the administrator assign a unique ID to the additional storage routers.

Address translation is needed where commands are issued in the cases FC Initiator to SCSI Target and SCSI Initiator to FC Target. Target responses are qualified by the FQXID and will retain the translation acquired at the beginning of the exchange. This prevents configuration changes occurring during the course of execution of a command from causing data or state information to be inadvertently misdirected. Configuration can be required in cases of SCSI Initiator to FC Target, as discovery may not effectively allow for FCP targets to consistently be found. This is due to an FC arbitrated loop supporting addressing of a larger number of devices than a SCSI bus and the possibility of FC devices changing their AL-PA due to device insertion

AUS01:110067

21

00000000-00000000

ATTORNEYS DOCKET
064113.0103

PATENT APPLICATION

21

or other loop initialization.

In the direct method, the translation to
BUS:TARGET:LUN of the SCSI address information will be
direct. That is, the values represented in the FCP LUN
5 field will directly map to the values in effect on the
SCSI bus. This provides a clean translation and does not
require SCSI bus discovery. It also allows devices to be
dynamically added to the SCSI bus without modifying the
address map. It may not allow for complete discovery by
10 FCP initiator devices, as gaps between device addresses
may halt the discovery process. Legacy SCSI device
drivers typically halt discovery on a target device at
the first unoccupied LUN, and proceed to the next target.
This would lead to some devices not being discovered.
15 However, this allows for hot plugged devices and other
changes to the loop addressing.

In the ordered method, ordered translation requires
that the storage router perform discovery on reset, and
collapses the addresses on the SCSI bus to sequential FCP
20 LUN values. Thus, the FCP LUN values 0-N can represent
N+1 SCSI devices, regardless of SCSI address values, in
the order in which they are isolated during the SCSI
discovery process. This would allow the FCP initiator
discovery process to identify all mapped SCSI devices
25 without further configuration. This has the limitation
that hot-plugged devices will not be identified until the
next reset cycle. In this case, the address may also be
altered as well.

AUS01:110057

064113-0103-002701

ATTORNEYS DOCKET
064113.0103

PATENT APPLICATION

22

In addition to addressing, according to the present invention, the storage router provides configuration and access controls that cause certain requests from FC Initiators to be directed to assigned virtual local storage partitioned on SCSI storage devices. For example, the same request for LUN 0 (local storage) by two different FC Initiators can be directed to two separate subsets of storage. The storage router can use tables to map, for each initiator, what storage access is available and what partition is being addressed by a particular request. In this manner, the storage space provided by SCSI storage devices can be allocated to FC initiators to provide virtual local storage as well, as to create any other desired configuration for secured access.

Although the present invention has been described in detail, it should be understood that various changes, substitutions, and alterations can be made hereto without departing from the spirit and scope of the invention as defined by the appended claims.

0005335-002701

AUS01:110067

23

ATTORNEYS DOCKET
064113.0103

PATENT APPLICATION

WHAT IS CLAIMED IS:

1. A storage router for providing virtual local storage on remote SCSI storage devices to Fibre Channel devices, comprising:

5 a buffer providing memory work space for the storage router;

a Fibre Channel controller operable to connect to and interface with a Fibre Channel transport medium;

10 a SCSI controller operable to connect to and interface with a SCSI bus transport medium; and

a supervisor unit coupled to the Fibre Channel controller, the SCSI controller and the buffer, the supervisor unit operable:

15 to maintain a configuration for SCSI storage devices connected to the SCSI bus transport medium that maps between Fibre Channel devices and SCSI storage devices and that implements access controls for storage space on the SCSI storage devices; and

20 to process data in the buffer to interface between the Fibre Channel controller and the SCSI controller to allow access from Fibre Channel initiator devices to SCSI storage devices using native low level, block protocol in accordance with the configuration.

09955335-092701
10/26/2013

ATTORNEYS DOCKET
064113.0103

PATENT APPLICATION

2. The storage router of Claim 1, wherein the configuration maintained by the supervisor unit includes an allocation of subsets of storage space to associated Fibre Channel devices, wherein each subset is only accessible by the associated Fibre Channel device.

3. The storage router of Claim 2, wherein the Fibre Channel devices comprise workstations.

4. The storage router of Claim 2, wherein the SCSI storage devices comprise hard disk drives.

5. The storage router of Claim 1, wherein the Fibre Channel controller comprises:

a Fibre Channel (FC) protocol unit operable to connect to the Fibre Channel transport medium;

a first-in-first-out queue coupled to the Fibre Channel protocol unit; and

a direct memory access (DMA) interface coupled to the first-in-first-out queue and to the buffer.

6. The storage router of Claim 1, wherein the SCSI controller comprises:

a SCSI protocol unit operable to connect to the SCSI bus transport medium;

an internal buffer coupled to the SCSI protocol unit; and

a direct memory access (DMA) interface coupled to

002260.5839660

AUS01:110067

ATTORNEYS DOCKET
064113.0103

PATENT APPLICATION

25

the internal buffer and to the buffer of the storage
router.

- 5 7. A storage network, comprising:
- a Fibre Channel transport medium;
 - a SCSI bus transport medium;
 - a plurality of workstations connected to the Fibre
Channel transport medium;
 - a plurality of SCSI storage devices connected to the
10 SCSI bus transport medium; and
 - a storage router interfacing between the Fibre
Channel transport medium and the SCSI bus transport
medium, the storage router providing virtual local
storage on the SCSI storage devices to the workstations
15 and operable:
 - to map between the workstations and the SCSI
storage devices;
 - to implement access controls for storage space
on the SCSI storage devices; and
 - 20 to allow access from the workstations to the
SCSI storage devices using native low level, block
protocol in accordance with the mapping and access
controls.

- 25 8. The storage network of Claim 7, wherein the
access controls include an allocation of subsets of
storage space to associated workstations, wherein each
subset is only accessible by the associated workstation.

AUS01:110067

102260-5445960

ATTORNEYS DOCKET
064113.0103

PATENT APPLICATION

26

9. The storage network of Claim 7, wherein the SCSI storage devices comprise hard disk drives.

5 10. The storage network of Claim 7, wherein the storage router comprises:

a buffer providing memory work space for the storage router;

10 a Fibre Channel controller operable to connect to and interface with a Fibre Channel transport medium, the Fibre Channel controller further operable to pull outgoing data from the buffer and to place incoming data into the buffer;

15 a SCSI controller operable to connect to and interface with a SCSI bus transport medium, the SCSI controller further operable to pull outgoing data from the buffer and to place incoming data into the buffer; and

20 a supervisor unit coupled to the Fibre Channel controller, the SCSI controller and the buffer, the supervisor unit operable:

25 to maintain a configuration for the SCSI storage devices that maps between Fibre Channel devices and SCSI storage devices and that implements the access controls for storage space on the SCSI storage devices; and

to process data in the buffer to interface between the Fibre Channel controller and the SCSI

AUS01:110057

ATTORNEYS DOCKET
064113.0103

PATENT APPLICATION

controller to allow access from workstations to SCSI storage devices in accordance with the configuration.

5 11. A method for providing virtual local storage on remote SCSI storage devices to Fibre Channel devices, comprising:

- interfacing with a Fibre Channel transport medium;
- interfacing with a SCSI bus transport medium;
- maintaining a configuration for SCSI storage devices

10 connected to the SCSI bus transport medium that maps between Fibre Channel devices and the SCSI storage devices and that implements access controls for storage space on the SCSI storage devices; and

15 allowing access from Fibre Channel initiator devices to SCSI storage devices using native low level, block protocol in accordance with the configuration.

20 12. The method of Claim 11, wherein maintaining the configuration includes allocating subsets of storage space to associated Fibre Channel devices, wherein each subset is only accessible by the associated Fibre Channel device.

25 13. The method of Claim 12, wherein the Fibre Channel devices comprise workstations.

14. The method of Claim 12, wherein the SCSI storage devices comprise hard disk drives.

09965335-092701
102260-5225960

ADDAR
AUS01:11067

ATTORNEY DOCKET
064113.0103

Copy of Original from
Parent Application

1

DECLARATION AND POWER OF ATTORNEY

As the below named inventor, I declare that:

My residence, post office address and citizenship are as stated below next to my name, that I believe I am the original, first and joint inventor of the subject matter which is claimed and for which a patent is sought on the invention or design entitled STORAGE ROUTER AND METHOD FOR PROVIDING VIRTUAL LOCAL STORAGE, the specification of which (check one):

is attached hereto; or

was filed on _____ as Application Serial No. _____ and was amended on _____ (if applicable);

that I have reviewed and understand the contents of the above-identified specification, including the claims, as amended by any amendment referred to above; and that I acknowledge the duty to disclose to the U.S. Patent and Trademark Office all information known to me to be material to patentability as defined in 37 C.F.R. § 1.56.

I hereby claim foreign priority benefits under 35 U.S.C. § 119 of any foreign application(s) for patent or inventor's certificate listed below and have also identified below any foreign application(s) for patent or inventor's certificate having a filing date before that of the application on which priority is claimed:

<u>Number</u>	<u>Country</u>	<u>Date Filed</u>	<u>Priority Claimed (Yes) (No)</u>
---------------	----------------	-------------------	------------------------------------

None.

00965335-002701

AUS01:123882.1

ATTORNEY DOCKET
064113.0103

PATENT

I hereby claim the benefit under 35 U.S.C. § 120 of any United States application(s) listed below and, insofar as the subject matter of each of the claims of this application is not disclosed in the prior United States application(s) in the manner provided by the first paragraph of 35 U.S.C. § 112, I acknowledge the duty to disclose to the U.S. Patent and Trademark Office all information known to me to be material to patentability as defined in 37 C.F.R. § 1.56 which became available between the filing date of the prior application(s) and the national or PCT international filing date of this application:

<u>Application</u>	<u>Date Filed</u>	<u>Status</u>
<u>Serial Number</u>		

None.

I hereby appoint:

Jerry W. Mills	Reg. No. 23,005
Robert M. Chiaviello, Jr.	Reg. No. 32,461
Ann C. Livingston	Reg. No. 32,479
William N. Hulsey III	Reg. No. 33,402
Thomas R. Felger	Reg. No. 28,842
Charles S. Fish	Reg. No. 35,870
Wei Wei Jéang	Reg. No. 33,305
Kevin J. Meek	Reg. No. 33,738
Anthony E. Peterman	Reg. No. 38,270
Barton E. Showalter	Reg. No. 38,302
David G. Wille	Reg. No. 38,363
Philip W. Woo	Reg. No. 39,880
Bradley P. Williams	Reg. No. 40,227
Terry J. Stalford	Reg. No. 39,522
Christopher W. Kennerly	Reg. No. 40,675
Daniel P. Stewart	Reg. No. 41,332
Roger J. Fulghum	Reg. No. 39,678
Rodger L. Tate	Reg. No. 27,399
Scott F. Partridge	Reg. No. 28,142
James B. Arpin	Reg. No. 33,470
James Remenick	Reg. No. 36,902

AUS01:123882.1

ATTORNEY DOCKET
064113.0103

PATENT

3

Jay B. Johnson	Reg. No. 38,193
Christopher C. Campbell	Reg. No. 37,291
Stacy B. Margolies	Reg. No. 39,760
Robert W. Holland	Reg. No. 40,020
Steven R. Sprinkle	Reg. No. 40,825

all of the firm of Baker & Botts, L.L.P., my attorneys with full power of substitution and revocation, to prosecute this application and to transact all business in the United States Patent and Trademark Office connected therewith, and to file and prosecute any international patent applications filed thereon before any international authorities.

Send Correspondence To:

Baker & Botts, L.L.P.
2001 Ross Avenue
Dallas, Texas 75201-2980

Direct Telephone Calls To:

Anthony E. Peterman
at (512) 322-2599
Atty. Docket No.064113.0103

064113-09274

I declare that all statements made herein of my own knowledge are true and that all statements made on information and belief are believed to be true; and further that these statements were made with the knowledge that willful false statements and the like so made are punishable by fine or imprisonment, or both, under Section 1001 of Title 18 of the United States Code, and that such willful false statements may jeopardize the validity of the application or any patent issuing thereon.

AUS01:123882.1

ATTORNEY DOCKET
064113.0103


PATENT

4

Full name of the first inventor

Geoffrey B. Hoese

Inventor's signature



Date

12/22/97

Residence (City, County, State)

Austin, Travis County,
Texas

Citizenship

United States of America

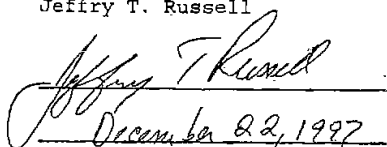
Post Office Address

1904 Ann Arbor Avenue
Austin, Texas 78704

Full name of the second inventor

Jeffry T. Russell

Inventor's signature



Date

December 22, 1997

Residence (City, County, State)

Cibolo, Guadalupe County,
Texas

Citizenship

United States of America

Post Office Address

205 Kariba Cove
Cibolo, Texas 78108

0095525-092701

AUS01:123882.1

APPROVED BY DRAFTSMAN
 O.G. FIG. 3
 CLASS 710 SUBCLASS 129

064113.0103
 1 of 2

6425035

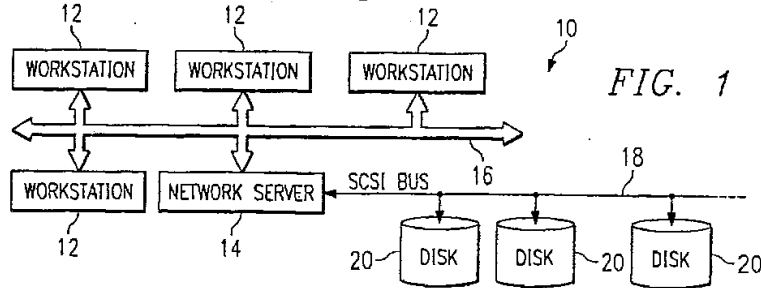


FIG. 1

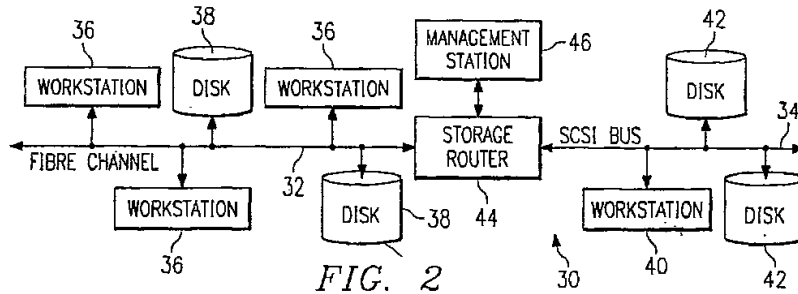


FIG. 2

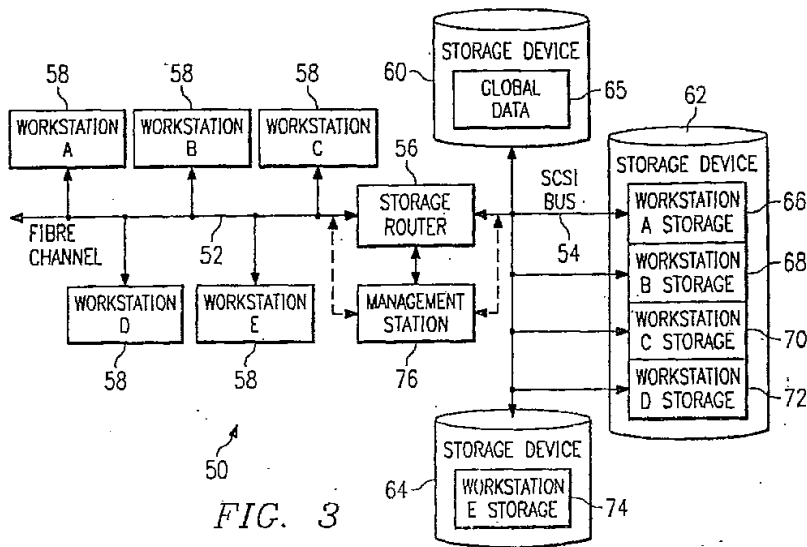


FIG. 3

1096535-092701

APPROVED	O.G. FIG. 3	
BY	CLASS	SUBCLASS
DRAFTSMAN	110	129

064113.0103
2 of 2

FOZ260-SEE59660

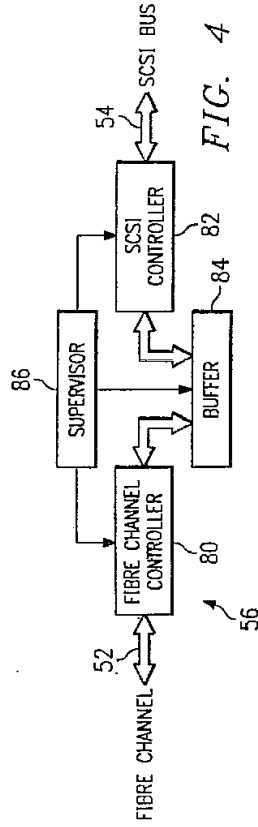


FIG. 4

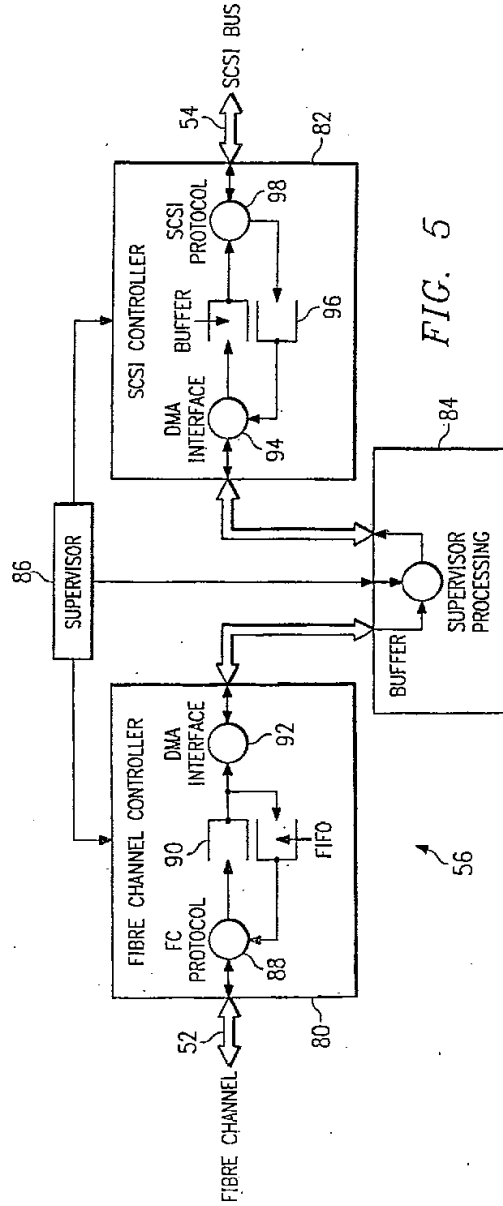


FIG. 5

Application or Patent Number
CROSS 1120-3

PATENT APPLICATION FEE DETERMINATION REPORT

Effective October 1, 2000

CLAIMS AS FILED - PART I

(Column 1) (Column 2) (Column 3)

TOTAL CLAIMS	1	A	
FOR	NUMBER FILED	NUMBER OF PRIORITY CLAIMS	
TOTAL CHARGEABLE CLAIMS	1	minus 20 =	
INDEPENDENT CLAIMS	3	minus 3 =	
MULTIPLE DEPENDENT CLAIM PRESENT <input type="checkbox"/>			

If the difference in column 1 is less than zero, enter "0" in column 2.

CLAIMS AS AMENDED - PART II

(Column 1) (Column 2) (Column 3)

AMENDMENT A	CLAIMS REMAINING AFTER AMENDMENT	MINUS	HIGHEST NUMBER PREVIOUSLY PAID FOR	PRESENT EXTRA
	Total	*	**	=
	Independent	*	***	=
	FIRST PRESENTATION OF MULTIPLE DEPENDENT CLAIM <input type="checkbox"/>			

RATE	FEE	OR	RATE	FEE
BASIC FEE	\$350.00	OR	BASIC FEE	\$710.00
X\$9=		OR	X\$18=	
X40=		OR	X80=	
+135=		OR	+270=	
TOTAL		OR	TOTAL	\$110

AMENDMENT B	CLAIMS REMAINING AFTER AMENDMENT	MINUS	HIGHEST NUMBER PREVIOUSLY PAID FOR	PRESENT EXTRA
	Total	*	**	=
	Independent	*	***	=
	FIRST PRESENTATION OF MULTIPLE DEPENDENT CLAIM <input type="checkbox"/>			

RATE	ADDITIONAL FEE	OR	RATE	ADDITIONAL FEE
X\$9=		OR	X\$18=	
X40=		OR	X80=	
+135=		OR	+270=	
TOTAL ADDIT. FEE		OR	TOTAL ADDIT. FEE	

AMENDMENT C	CLAIMS REMAINING AFTER AMENDMENT	MINUS	HIGHEST NUMBER PREVIOUSLY PAID FOR	PRESENT EXTRA
	Total	*	**	=
	Independent	*	***	=
	FIRST PRESENTATION OF MULTIPLE DEPENDENT CLAIM <input type="checkbox"/>			

RATE	ADDITIONAL FEE	OR	RATE	ADDITIONAL FEE
X\$9=		OR	X\$18=	
X40=		OR	X80=	
+135=		OR	+270=	
TOTAL ADDIT. FEE		OR	TOTAL ADDIT. FEE	

* If the entry in column 1 is less than the entry in column 2, write "0" in column 3.
 ** If the "Highest Number Previously Paid For" IN THIS SPACE is less than 20, enter "20."
 *** If the "Highest Number Previously Paid For" IN THIS SPACE is less than 3, enter "3."
 The "Highest Number Previously Paid For" (Total or Independent) is the highest number found in the appropriate box in column 1.

FORM PTO-875 (Rev. 8/00)

Patent and Trademark Office, U.S. DEPARTMENT OF COMMERCE
 U.S. GPO: 2000-460-706/20103

ISSUE SLIP STAPLE AREA (for additional cross references)

POSITION	INITIALS	ID NO.	DATE
PEE DETERMINATION	AB		10-01-01
O.I.P.E. CLASSIFIER			
FORMALITY REVIEW	LS	1084	10/11/01
RESPONSE FORMALITY REVIEW			

INDEX OF CLAIMS

- ✓ Rejected
- = Allowed
- (Through numeral)... Canceled
- + Restricted
- N Non-elected
- I Interference
- A Appeal
- O Objected

Claim	Date
Final Original	
1	01/11/03
2	
3	
4	
5	
6	
7	
8	
9	
10	
11	
12	
13	
14	
15	
16	
17	
18	
19	
20	
21	
22	
23	
24	
25	
26	
27	
28	
29	
30	
31	
32	
33	
34	
35	
36	
37	
38	
39	
40	
41	
42	
43	
44	
45	
46	
47	
48	
49	
50	

Claim	Date
Final Original	
51	
52	
53	
54	
55	
56	
57	
58	
59	
60	
61	
62	
63	
64	
65	
66	
67	
68	
69	
70	
71	
72	
73	
74	
75	
76	
77	
78	
79	
80	
81	
82	
83	
84	
85	
86	
87	
88	
89	
90	
91	
92	
93	
94	
95	
96	
97	
98	
99	
100	

Claim	Date
Final Original	
101	
102	
103	
104	
105	
106	
107	
108	
109	
110	
111	
112	
113	
114	
115	
116	
117	
118	
119	
120	
121	
122	
123	
124	
125	
126	
127	
128	
129	
130	
131	
132	
133	
134	
135	
136	
137	
138	
139	
140	
141	
142	
143	
144	
145	
146	
147	
148	
149	
150	

55/130
0/11/01

If more than 150 claims or 10 actions
staple additional sheet here

(1 FET INSIDE)



UNITED STATES PATENT AND TRADEMARK OFFICE

COMMISSIONER FOR PATENTS
 UNITED STATES PATENT AND TRADEMARK OFFICE
 WASHINGTON, D.C. 20231
 www.uspto.gov

1 2 3 4 5 6 7 8 9 10 11 12 13 14 15 16 17 18 19 20 21 22 23 24 25 26 27 28 29 30 31 32 33 34 35 36 37 38 39 40 41 42 43 44 45 46 47 48 49 50 51 52 53 54 55 56 57 58 59 60 61 62 63 64 65 66 67 68 69 70 71 72 73 74 75 76 77 78 79 80 81 82 83 84 85 86 87 88 89 90 91 92 93 94 95 96 97 98 99 100
 Bib Data Sheet

CONFIRMATION NO. 3446

SERIAL NUMBER 09/965,335	FILING DATE 09/27/2001	CLASS 710	GROUP ART UNIT 2182	ATTORNEY DOCKET NO. CROSS1120-3
RULE				
APPLICANTS Geoffrey B. Hoese, Austin, TX; Jeffry T. Russell, Cibola, TX;				
** CONTINUING DATA ** THIS APPLICATION IS A CON OF 09/354,682 07/15/1999 WHICH IS A CON OF 09/001,799 12/31/1997 PAT 5,941,972				
** FOREIGN APPLICATIONS **				
IF REQUIRED, FOREIGN FILING LICENSE GRANTED ** 10/11/2001				
Foreign Priority claimed	<input type="checkbox"/> yes <input checked="" type="checkbox"/> no	STATE OR COUNTRY	SHEETS DRAWING	TOTAL CLAIMS
35 USC 119 (a-d) conditions met	<input type="checkbox"/> yes <input checked="" type="checkbox"/> no <input type="checkbox"/> Met after Allowance	TX	2	14
Verified and Acknowledged	Examiner's Signature	Initials	INDEPENDENT CLAIMS	3
ADDRESS 25094				
TITLE Storage router and method for providing virtual local storage				
FILING FEE RECEIVED 710	FEES: Authority has been given in Paper No. _____ to charge/credit DEPOSIT ACCOUNT No. _____ for following:			<input type="checkbox"/> All Fees <input type="checkbox"/> 1.16 Fees (Filing) <input type="checkbox"/> 1.17 Fees (Processing Ext. of time) <input checked="" type="checkbox"/> 1.18 Fees (Issue) <input type="checkbox"/> Other <input type="checkbox"/> Credit

Please type a plus sign (+) inside this box 09-28-01 PTO/SB/05 (2/98) **A**

UTILITY PATENT APPLICATION TRANSMITTAL

Attorney Docket No. **CROSS1120-3**
 First Inventor or Application Identifier **Geoffrey B. Hoese, et al.**
 Title **Storage Router and Method for Providing Virtual Local Storage**
 Express Mail Label No. **EL911432960US**

Only for nonprovisional applications under 37 CFR § 1.53(b)

APPLICATION ELEMENTS
 See MPEP chapter 800 concerning utility patent application contents.

ADDRESS TO: Box Patent Application Assistant Commissioner for Patents U.S. Patent and Trademark Office Washington, D.C. 20231

1. Fee Transmittal for FY 2001 (Submit an original and a duplicate for fee processing)
 2. Specification (Total Pages) **28**
 - Descriptive Title of the Invention
 - Technical Field of the Invention
 - Background of the Invention
 - Summary of the Invention
 - Brief Description of the Drawings
 - Brief Description of the Drawings
 - Claim(s)
 - Abstract of the Disclosure
 Drawing(s) (35 USC 113) (Total Sheets) **2**
 Oath or Declaration (Total Pages) **4**
 a. Newly executed (original or copy)
 b. Copy from a prior application (37 CFR 1.63(d)) (for continuation/divisional with Box 17 completed)
 i. **DELETION OF INVENTOR(S)**
 Signed statement attached deleting inventor(s) named in the prior application, see 37 CFR 1.63(d)(2) and 1.33(b)
 Incorporation By Reference (useable if box 4b is checked). The entire disclosure of the prior application, from which a copy of the oath or declaration is supplied under Box 4b, is considered to be part of the disclosure of the accompanying application and is hereby incorporated by reference therein.

6. Microfiche Computer Program (Appendix)
 7. Nucleotide and Amino Acid Sequence Submission (if applicable, all necessary)
 a. Computer-Readable Copy
 b. Paper Copy (identical to computer copy)
 c. Statement verifying identity of above copies

ACCOMPANYING APPLICATION PARTS

8. Assignment Papers (cover sheet & document(s))
 9. 37 CFR 3.73(b) Statement (when there is an assignee) Power of Attorney
 10. English Translation Document (if applicable)
 11. Information Disclosure Statement and PTO-1449 Copies of IDS Citations
 12. Preliminary Amendment
 13. Return Receipt Postcard
 14. Small Entity Statement(s) Statement filed in prior application, Status still proper and desired
 15. Certified Copy of Priority Document(s) (if foreign priority is claimed)
 16. Other: **Check in the amount of \$710.00; Fee Transmittal, Associate-Power of Attorney**

17. If a CONTINUING APPLICATION, check appropriate box and supply the requisite information below and in a preliminary amendment
 Continuation Divisional Continuation-In-Part (CIP) of prior Application No.: **09/354,682**
 Prior application information: Examiner **Shln, C.** Group / Art Unit **2782**
 Claims the benefit of Provisional Application No.


CORRESPONDENCE ADDRESS

Customer ID No. **25094**
 Gray Cary Ware & Freidenrich LLP
 1221 South MoPac Expressway, Suite 400
 Austin, TX 78746-6875
 (512) 457-7016 phone (512) 457-7001 fax


REGISTRATION NO. **35,066**
 TYPED or PRINTED NAME **Mark L. Berrler**
 SIGNATURE *Mark L. Berrler* Date **9/27/01**

FEE TRANSMITTAL for FY 2001		PTO/SB/17 (11/00)		
		Class <i>as if Known</i>		
		Application Number	Unknown	
		Filing Date	September 27, 2001	
		First Named Inventor	Geoffrey B. Hoese, et al.	
		Examiner Name	Unknown	
		Group / Art Unit	Unknown	
TOTAL AMOUNT OF PAYMENT	(\$)	710.00	Attorney Docket No.	CROSS1120-3

METHOD OF PAYMENT (check one)				FEE CALCULATION (continued)																																																																																																																																																															
1. <input type="checkbox"/> The Commissioner is hereby authorized to charge indicated fees and credit any over payments to: Deposit Account Number: 50-0456 Deposit Account Name: Gray Cary Ware & Freidenrich LLP <input checked="" type="checkbox"/> Charge Any Additional Fee Required Under 37 CFR §§ 1.16 and 1.17				3. ADDITIONAL FEES Large Entity Small Entity Code \$ Code \$ Fee Description Fee Paid																																																																																																																																																															
2. <input checked="" type="checkbox"/> Payment Enclosed: <input checked="" type="checkbox"/> Check <input type="checkbox"/> Money Order <input type="checkbox"/> Other				<table border="1" style="width:100%; border-collapse: collapse;"> <tr> <td>105</td><td>130</td><td>205</td><td>65</td><td>Surchg - late filing fee or cash</td><td></td></tr> <tr> <td>127</td><td>50</td><td>227</td><td>25</td><td>Surcharge - late provisional filing fee or cover sheet</td><td></td></tr> <tr> <td>147</td><td>2520</td><td>147</td><td>2520</td><td>Filing a request for reexamination</td><td></td></tr> <tr> <td>112</td><td>920*</td><td>112</td><td>920*</td><td>Request publication of SIR prior to Examiner action</td><td></td></tr> <tr> <td>113</td><td>1840*</td><td>113</td><td>1840*</td><td>Request publication of SIR prior to Examiner action</td><td></td></tr> <tr> <td>115</td><td>110</td><td>215</td><td>55</td><td>Extension for reply within first month</td><td></td></tr> <tr> <td>116</td><td>380</td><td>216</td><td>190</td><td>Extension for reply within second month</td><td></td></tr> <tr> <td>117</td><td>870</td><td>217</td><td>435</td><td>Extension for reply within third month</td><td></td></tr> <tr> <td>118</td><td>1360</td><td>218</td><td>680</td><td>Extension for reply within fourth month</td><td></td></tr> <tr> <td>119</td><td>300</td><td>219</td><td>160</td><td>Notice of Appeal</td><td></td></tr> <tr> <td>120</td><td>300</td><td>220</td><td>150</td><td>Filing a brief in support of appeal</td><td></td></tr> <tr> <td>121</td><td>260</td><td>221</td><td>130</td><td>Request for oral hearing</td><td></td></tr> <tr> <td>138</td><td>1510</td><td>138</td><td>1510</td><td>Petition to institute a public use proceeding</td><td></td></tr> <tr> <td>140</td><td>110</td><td>240</td><td>55</td><td>Petition to revive: unavoidable</td><td></td></tr> <tr> <td>141</td><td>1210</td><td>241</td><td>605</td><td>Petition to revive: unintentional</td><td></td></tr> <tr> <td>142</td><td>1240</td><td>242</td><td>620</td><td>Utility issue fee (or reissue)</td><td></td></tr> <tr> <td>143</td><td>430</td><td>243</td><td>215</td><td>Design issue fee</td><td></td></tr> <tr> <td>144</td><td>560</td><td>244</td><td>290</td><td>Plant issue fee</td><td></td></tr> <tr> <td>122</td><td>130</td><td>122</td><td>130</td><td>Petitions to the Commissioner</td><td></td></tr> <tr> <td>123</td><td>50</td><td>123</td><td>50</td><td>Petitions related to provisional applications</td><td></td></tr> <tr> <td>126</td><td>240</td><td>126</td><td>240</td><td>Submission of Information Disclosure Statement</td><td></td></tr> <tr> <td>581</td><td>40</td><td>581</td><td>40</td><td>Recording each patent assignment per property</td><td></td></tr> <tr> <td>146</td><td>690</td><td>246</td><td>345</td><td>Filing a submission after final rejection (37 CFR § 1.129(a))</td><td></td></tr> <tr> <td>149</td><td>690</td><td>249</td><td>345</td><td>Each additional invention to be examined (37 CFR § 1.129(b))</td><td></td></tr> <tr> <td colspan="4"></td> <td>Other fee (specify)</td> <td></td> </tr> <tr> <td colspan="4"></td> <td>Other fee (specify)</td> <td></td> </tr> </table>				105	130	205	65	Surchg - late filing fee or cash		127	50	227	25	Surcharge - late provisional filing fee or cover sheet		147	2520	147	2520	Filing a request for reexamination		112	920*	112	920*	Request publication of SIR prior to Examiner action		113	1840*	113	1840*	Request publication of SIR prior to Examiner action		115	110	215	55	Extension for reply within first month		116	380	216	190	Extension for reply within second month		117	870	217	435	Extension for reply within third month		118	1360	218	680	Extension for reply within fourth month		119	300	219	160	Notice of Appeal		120	300	220	150	Filing a brief in support of appeal		121	260	221	130	Request for oral hearing		138	1510	138	1510	Petition to institute a public use proceeding		140	110	240	55	Petition to revive: unavoidable		141	1210	241	605	Petition to revive: unintentional		142	1240	242	620	Utility issue fee (or reissue)		143	430	243	215	Design issue fee		144	560	244	290	Plant issue fee		122	130	122	130	Petitions to the Commissioner		123	50	123	50	Petitions related to provisional applications		126	240	126	240	Submission of Information Disclosure Statement		581	40	581	40	Recording each patent assignment per property		146	690	246	345	Filing a submission after final rejection (37 CFR § 1.129(a))		149	690	249	345	Each additional invention to be examined (37 CFR § 1.129(b))						Other fee (specify)						Other fee (specify)	
105	130	205	65	Surchg - late filing fee or cash																																																																																																																																																															
127	50	227	25	Surcharge - late provisional filing fee or cover sheet																																																																																																																																																															
147	2520	147	2520	Filing a request for reexamination																																																																																																																																																															
112	920*	112	920*	Request publication of SIR prior to Examiner action																																																																																																																																																															
113	1840*	113	1840*	Request publication of SIR prior to Examiner action																																																																																																																																																															
115	110	215	55	Extension for reply within first month																																																																																																																																																															
116	380	216	190	Extension for reply within second month																																																																																																																																																															
117	870	217	435	Extension for reply within third month																																																																																																																																																															
118	1360	218	680	Extension for reply within fourth month																																																																																																																																																															
119	300	219	160	Notice of Appeal																																																																																																																																																															
120	300	220	150	Filing a brief in support of appeal																																																																																																																																																															
121	260	221	130	Request for oral hearing																																																																																																																																																															
138	1510	138	1510	Petition to institute a public use proceeding																																																																																																																																																															
140	110	240	55	Petition to revive: unavoidable																																																																																																																																																															
141	1210	241	605	Petition to revive: unintentional																																																																																																																																																															
142	1240	242	620	Utility issue fee (or reissue)																																																																																																																																																															
143	430	243	215	Design issue fee																																																																																																																																																															
144	560	244	290	Plant issue fee																																																																																																																																																															
122	130	122	130	Petitions to the Commissioner																																																																																																																																																															
123	50	123	50	Petitions related to provisional applications																																																																																																																																																															
126	240	126	240	Submission of Information Disclosure Statement																																																																																																																																																															
581	40	581	40	Recording each patent assignment per property																																																																																																																																																															
146	690	246	345	Filing a submission after final rejection (37 CFR § 1.129(a))																																																																																																																																																															
149	690	249	345	Each additional invention to be examined (37 CFR § 1.129(b))																																																																																																																																																															
				Other fee (specify)																																																																																																																																																															
				Other fee (specify)																																																																																																																																																															
FEE CALCULATION																																																																																																																																																																			
1. BASIC FILING FEE Large Entity Small Entity Code \$ Code \$ Fee Description Fee Paid																																																																																																																																																																			
01	710	201	355	Utility Filing Fee	710																																																																																																																																																														
06	310	206	155	Design Filing Fee																																																																																																																																																															
07	480	207	240	Plant Filing Fee																																																																																																																																																															
08	690	208	345	Reissue Filing Fee																																																																																																																																																															
14	150	214	75	Provisional Filing Fee																																																																																																																																																															
SUBTOTAL (1)				(\$) 710.00																																																																																																																																																															
EXTRA CLAIM FEES																																																																																																																																																																			
Claims Extra Claims X Fee from below = Fee Paid																																																																																																																																																																			
Ind. Clms	14	-20	0	0	0																																																																																																																																																														
Multiple Dependent Claims	3	-3	0	0	0																																																																																																																																																														
Large Entity Small Entity Code \$ Code \$ Fee Description																																																																																																																																																																			
103	18	203	9	Claims in excess of 20																																																																																																																																																															
102	80	202	40	Indep. claims in excess of 3																																																																																																																																																															
104	280	204	130	Multiple dependent claim																																																																																																																																																															
109	78	209	39	Reissue indep. claims over original patent																																																																																																																																																															
110	18	210	9	Reissue claims in excess of 20 and over original patent																																																																																																																																																															
SUBTOTAL (2)				(\$)																																																																																																																																																															
				*Reduced by Basic Filing Fee Paid																																																																																																																																																															
SUBTOTAL (3)				(\$)																																																																																																																																																															

SUBMITTED BY CUSTOMER NO. 25094:				Complete (if applicable)	
Name	Mark C. Berrier	Registration No.	35,066	Telephone	(512) 457-7016
Signature		Date	September 27, 2001		

(ATTORNEY'S DOCKET 064113.0103)

FORM PTO-1595 1-31-92		RECORDATION FORM COVER SHEET PATENTS ONLY		U.S. DEPARTMENT OF COMMERCE Patent and Trademark Office	
To the Honorable Commissioner of Patents and Trademarks. Please record the attached original documents or copy thereof.					
1. Name and Address of Conveying Party(ies): Geoffrey B. Hoese 1904 Ann Arbor Avenue Austin, Texas 78704 <input type="checkbox"/> Individual/Citizenship: <u>United States of America</u>			2. Name and Address of receiving Party(ies): Name: Crossroads Systems, Inc. Internal Address: Suite II-300 Street Address: 9390 Research Blvd. City: Austin State/Zip: Texas 78759 <input checked="" type="checkbox"/> Corporation/State <u>Texas</u>		
Additional name(s) of conveying party(ies) attached? <input checked="" type="checkbox"/> Yes <input type="checkbox"/> No			Additional name(s) & address(es) attached? <input type="checkbox"/> Yes <input checked="" type="checkbox"/> No		
3. Nature of conveyance: <input checked="" type="checkbox"/> Assignment <input type="checkbox"/> Merger <input type="checkbox"/> Security Agreement <input type="checkbox"/> Change of Name <input type="checkbox"/> Other					
Execution Date: December 22, 1997					
4. Application number(s) or patent number(s): If this document is being filed together with a new application, the execution date of the application is: <u>December 22, 1997</u>					
A.			B. Patent No.(s)		
Additional Numbers attached? <input type="checkbox"/> Yes <input checked="" type="checkbox"/> No			Additional Numbers attached? <input type="checkbox"/> Yes <input checked="" type="checkbox"/> No		
5. Name and address of party to whom correspondence concerning document should be mailed: Name: Anthony E. Peterman Internal Address: Baker & Botts, L.L.P. Street Address: 2001 Ross Avenue City/State/Zip: Dallas, Texas 75201-2980			6. Total number of applications and patents involved: 1 7. Total Fee (37 CFR 3.41): \$40.00 <input checked="" type="checkbox"/> Enclosed <input type="checkbox"/> Authorized to be charged to deposit account		
			8. Deposit account number:		
DO NOT USE THIS SPACE					
9. Statement and signature. To the best of my knowledge and belief, the foregoing information is true and correct and any attached copy is a true copy of the original document.					
Anthony E. Peterman Name of Person Signing			 Signature		December 31, 1997 Date
			Total number of pages including cover sheet <input type="checkbox"/> 4		
OMB No. 0651-0011 (exp. 4/94)					
Do not detach this portion					
Mail documents to be recorded with required cover sheet information:					
Commissioner of Patent and Trademarks Box Assignments Washington, D.C. 20231			The PTO did not receive the following listed item(s) <u>42 B check</u>		
<small>Public burden reporting for this sample cover sheet is estimated to average about 30 minutes per document to be recorded, including time for reviewing the documents and certifying the information on the cover sheet. Send comments regarding this burden estimate to the U.S. Patent and Trademark Office, Office of Information System Management and Budget, Paperwork Reduction Project, (0651-0011), Washington, D.C. 20503.</small>					

Copy of Original from Parent Application

U.S. Patent and Trademark Office

Recordation Form Cover Sheet -Form PTO-1595 (01/31/92)

Patents Only

Page 2

Attorneys Docket: 064113.0103

Section 1 -Name of conveying parties

Additional names (individual)

Jeffry T. Russell
205 Kariba Cove
Cibolo, Texas 78108

United States of America

10/260-5858660

AUS01:124956.1


ATTORNEY'S DOCKE
064113.0103

NT APPLICATION

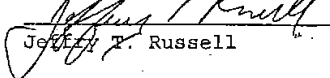
2

This Assignment shall be binding on the parties' successors, assigns and legal representatives.

Title of Invention: STORAGE ROUTER AND METHOD FOR PROVIDING VIRTUAL LOCAL STORAGE

Signature of first Inventor: 
 Inventor's Name: Geoffrey B. Hoese
 Residence (City, County, State) Austin, Travis County, Texas
 Date: 12/22/97
 Date Application Executed: 12/22/97

099533-092704

Signature of second Inventor: 
 Inventor's Name: Jeffrey T. Russell
 Residence (City, County, State) Cibolo, Guadalupe County, Texas
 Date: December 22, 1997
 Date Application Executed: December 22, 1997

Copy of Original from
Parent Application

PATENT
Attorney Docket No.: CROSS-1120
(formerly 064113.0103)

IN THE UNITED STATES PATENT AND TRADEMARK OFFICE

In the Application of: Geoffrey B. Hoese, et al.
Serial No. 09/001799
Filing Date: December 31, 1997
Group Art No. Unknown
Title STORAGE ROUTER AND METHOD FOR PROVIDING
VIRTUAL LOCAL STORAGE

CERTIFICATION UNDER 37 CFR §1.8
I hereby certify that this documents is being
deposited in the United States Postal Service as
first class mail on the date identified below in an
envelope addressed to: Assistant Commissioner
for Patents, Washington, D.C. 20231
Rebecca Morrison
Rebecca Morrison
4-15-98
Date

Assistant Commissioner of Patents
Washington, D.C. 20231

0905235-092701

REVOCATION OF POWER OF ATTORNEYS
AND

POWER OF ATTORNEY AND CHANGE OF MAILING ADDRESS

Sir:

Crossroads Systems, Inc., which is the assignee of record of 100% of the right,
title and interest in the above-identified application, as evidenced by the Assignment enclosed
herewith, hereby revokes all previous Powers of Attorney and appoints the following attorneys,
all of the firm of Gray Cary Ware & Freidenrich, LLP, to prosecute the above-identified
patent application and to transact all business in the Patent and Trademark Office connected
therewith.

WILLIAM N. HULSEY III
STEPHEN E. REITER
GREGORY P. RAYMER
DAVID F. KLEINSMITH
BARRY N. YOUNG
TIMOTHY W. LOHSE
STANLEY H. KIM

Registration No. 33,402
Registration No. 31,192
Registration No. 36,647
Registration No. 40,050
Registration No. 27,774
Registration No. 35,255
Registration No. 40,047

Applicant(s): Geoffrey B. Hoese, et al.
Serial No.: 09/001799
Filed: December 31, 1997
Page 2

PATENT
Attorney Docket No.: 103671.991120
(formerly 064113.0103)

MARNIE WRIGHT BARNHORST	Registration No. 36,740
DARLENE W. HAYES	Registration No. 33,899
RAMSEY R. STEWART	Registration No. 38,322
STEVEN R. SPRINKLE	Registration No. 40,825
MICHAEL A. HOFF	Registration No. 40,018

We hereby state that we have reviewed and understand the contents of the above-identified specification, including the claims, as amended by any amendment(s) referred to above.

We acknowledge the duty to disclose information which is material to the examination of this application in accordance with Title 37, Code of Federal Regulations, § 1.56(a).

Direct all telephone calls to WILLIAM N. HULSEY III at (512) 457-7040.

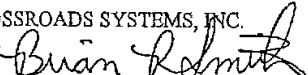
Address all correspondence to:

William N. Hulsey III
GARY CARY WARE & FRIEDENRICH, LLP
100 Congress Avenue, Suite 1440
Austin, Texas 78701

Respectfully submitted,

CROSSROADS SYSTEMS, INC.

By:



Brian R. Smith
Chief Technical Officer

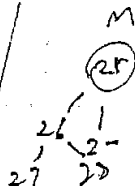
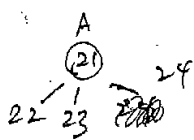
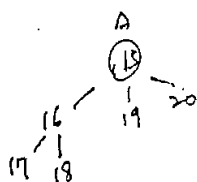
Date:

April 11, 1998

0085235-092701

AU4001078.1
103671-991120

09/915,335



native low level.

native low level, block transfer

as fully & exclusively supported by the specification, the

bus

- interface, bridge, router
- (bus, medium, transport)
- (map, trans, conv)

Shiseido - Day Care

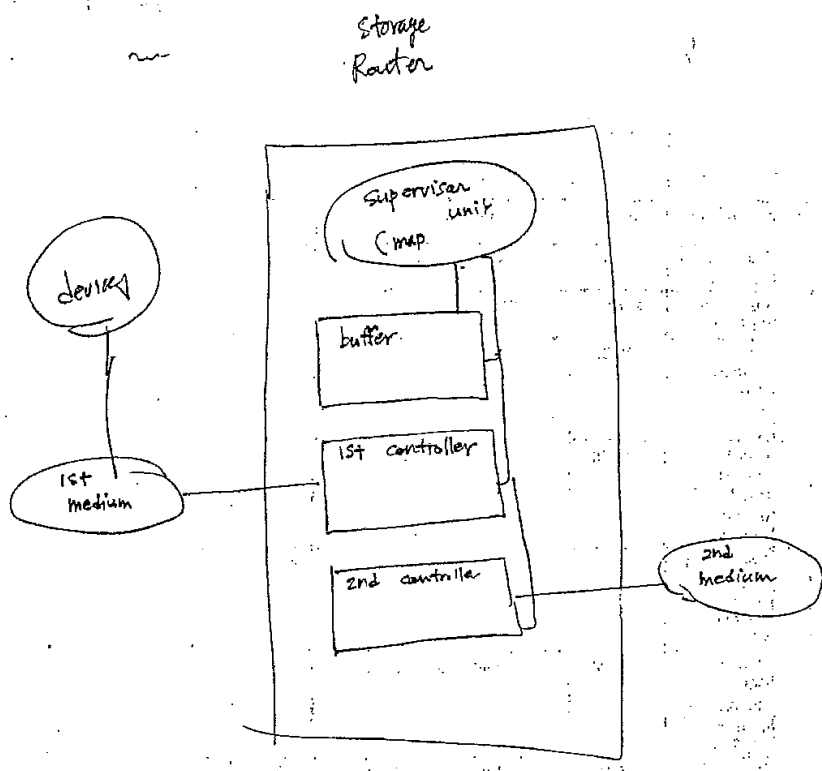
CA	Product	Rec. Retail (USD)	Our Price		U.K. Retail (GBP)
			United States Dollars		
<input type="checkbox"/>	After Sun Recovery Face Cream 40ml/1.3oz	\$29.00	25.00	(save 14%)	£18.00
<input type="checkbox"/>	Bio Performance Advanced Super Revitalizer (Cream) Whitening Formula 50ml/1.7oz	\$96.00	65.00	(save 32%)	£53.50
<input type="checkbox"/>	Eau De Blanc 200ml	\$48.75	39.50	(save 19%)	
<input type="checkbox"/>	Eau De Clair 70ml/2.3oz	\$37.00	31.00	(save 16%)	£24.50
<input type="checkbox"/>	Eau De Clair 110ml	\$45.00	41.00	(save 9%)	£28.00
<input type="checkbox"/>	Eau De Pur 110ml	\$45.00	41.00	(save 9%)	£27.90
<input type="checkbox"/>	Lostalot Yline Thermal Work 180g	\$40.00	36.00	(save 10%)	
<input type="checkbox"/>	Optune Matte Genic 50ml/1.7oz	\$31.00	26.00	(save 16%)	£19.50
<input type="checkbox"/>	Optune Wrapping Protector 40ml/1.3oz	\$31.00	26.00	(save 16%)	£19.50
<input type="checkbox"/>	Protect Whittess 30g/1oz	\$56.00	50.00	(save 11%)	£34.70
<input type="checkbox"/>	Tanning Face Cream Spf 4 50ml/1.7oz	\$23.00	11.50	(save 50%)	£14.50
<input type="checkbox"/>	Whittess Click Effector 20g/0.7oz	\$100.00	75.00	(save 25%)	£62.00
Add to cart					

[Email to a friend about Strawberry.net](#)

Click on button [Home](#)

<http://secure.strawberrynet.com/product/product.asp?catg=1&prdlin=468>

2/5/02



native low level, block prot

Chanel - Face

<input type="checkbox"/>	Product	Rec. Retail [us\$]	Our Price		U.K. Retail [us\$]
			United States Dollars		
<input type="checkbox"/>	Aquablush - 30 Camin -	\$27.00	25.00	(save 7%)	£16.75
<input type="checkbox"/>	Aquablush - 50 Corall -	\$27.00	25.00	(save 7%)	£16.75
<input type="checkbox"/>	Aquablush - 80 Rose -	\$27.00	25.00	(save 7%)	£16.75
<input type="checkbox"/>	Bronze Lumiere Poudre - No. 02 Intensite 9g	\$38.50	28.00	(save 32%)	£18.00
<input type="checkbox"/>	Bronze Lumiere Poudre - No. 03 Intensite Douce 9g	\$38.50	28.00	(save 32%)	£18.00
<input type="checkbox"/>	Double Teint Douceur - No. 51 Douceur 14g/0.5oz	\$35.00	32.00	(save 9%)	£28.00
<input type="checkbox"/>	Double Teint Douceur - No. 52 Legerete 14g/0.5oz	\$35.00	32.00	(save 9%)	£28.00
<input type="checkbox"/>	Double Teint Douceur - No. 53 Tendresse 14g/0.5oz	\$35.00	32.00	(save 9%)	£28.00
<input type="checkbox"/>	Double Teint Douceur - No. 55 Emoi 14g/0.5oz	\$35.00	32.00	(save 9%)	£28.00
<input type="checkbox"/>	Double Teint Douceur - No. 56 Passion 14g/0.5oz	\$35.00	32.00	(save 9%)	£28.00
<input type="checkbox"/>	Double Teint Douceur Refill - No. 51 Douceur 15g/0.5oz	\$25.00	22.50	(save 10%)	£16.00
<input type="checkbox"/>	Double Teint Douceur Refill - No. 53 Tendresse 15g/0.5oz	\$25.00	22.50	(save 10%)	£16.00

<http://secure.strawberrynet.com/product/product.asp?catg=2&prdlin=84>

2/5/02

The screenshot displays a NetApp configuration window. On the left, a tree view shows the configuration hierarchy: **Default** (selected), **Interfac5 bridge router**, **Pending**, **Active**, **Failed**, **Saved**, **Favorite**, **UDC**, **Queue**, and **Trash**. The **Active** section is expanded, showing a list of configurations with columns for ID, Name, and Description. Below this list, a detailed view of a configuration is shown, including fields for **Current OR** and **Default**, and a list of **Members**.

ID	Name	Description	Current OR	Default	Members
US 3572639 A	19961105	25 Adapter for constructing a redundant disk storage	714/6	714/54	Iwano, Hiroyuki, et al.
US 5848251 A	19981208	8 Secondary channel for command information for	710/305	710/5	Loeblino, Lawrence W., et al.
US 5937175 A	19990610	38 PCI bus to 2888 1394 bus transactor employing storage router and switch	710/305	710/100	Garcia, III, Glen O., et al.
US 5941972 A	19990624	8 for providing virtual local addressing method and system	710/315	710/2	Hesse, Geoffrey H., et al.
US 6041981 A	20000321	9 Fibre channel to SCSI addressing method and system	710/315	710/5	Moore, Geoffrey B., et al.
US 6185203 B1	20010206	40 Fibre channel switching fabric	370/351	370/368	Beeman, Stuart A.

Name	Date	Status	Description
US 5941972 A	3999024	6	Remote SCSI device virtual local storage router
US 4041317 A	20000321	9	Fiber channel to SCSI addressing method in computer network commu
US 4151131 A	20001121	3	Fiber channel address resolution protocol broadcast reservation metho
WO 200059173 A2	20000321	1	Command processing method for fiber channel network, involves streamin

710/129 128
8, 36, 105


710/1-5, 8-13
36-38,
100-101, 705
26-131
711/100

LAST INITIALIZATION
2013-11-11 11:11:11

- Defaults
- Pending
- Active
 - L1: (2607) (FIBRE BEAR CHANNEL)
 - L2: (7504) SCSI
 - L3: (150) (1 WITH 2)
 - L4: (2) (3 WITH VIRTUAL)
 - L6: (2) (3 WITH VIRTUAL)
- failed
- Saved
- Favorites
- UNC
- Queue
- Scan

AS - SAFE - INITIALIZATION

DocID	DocName	DocType	DocSize	DocDate	DocTime	DocAuthor	DocStatus	DocAction
<input type="checkbox"/>	MO 9957827	24	Loop initialization data					
<input type="checkbox"/>	AL		Detection circuit for hub					
<input type="checkbox"/>	US 5327414 A 19940909	25	Mass data storage and	7/10/52	7/10/131			
<input type="checkbox"/>	US 5396596 A 19950302	26	retrieval system		7/14/0	Hashehi, Seyed H.		
<input type="checkbox"/>			Mass data storage and			et al.		
<input type="checkbox"/>			retrieval system providing	7/11/13		Hashehi, Seyed H.		
<input type="checkbox"/>						et al.		

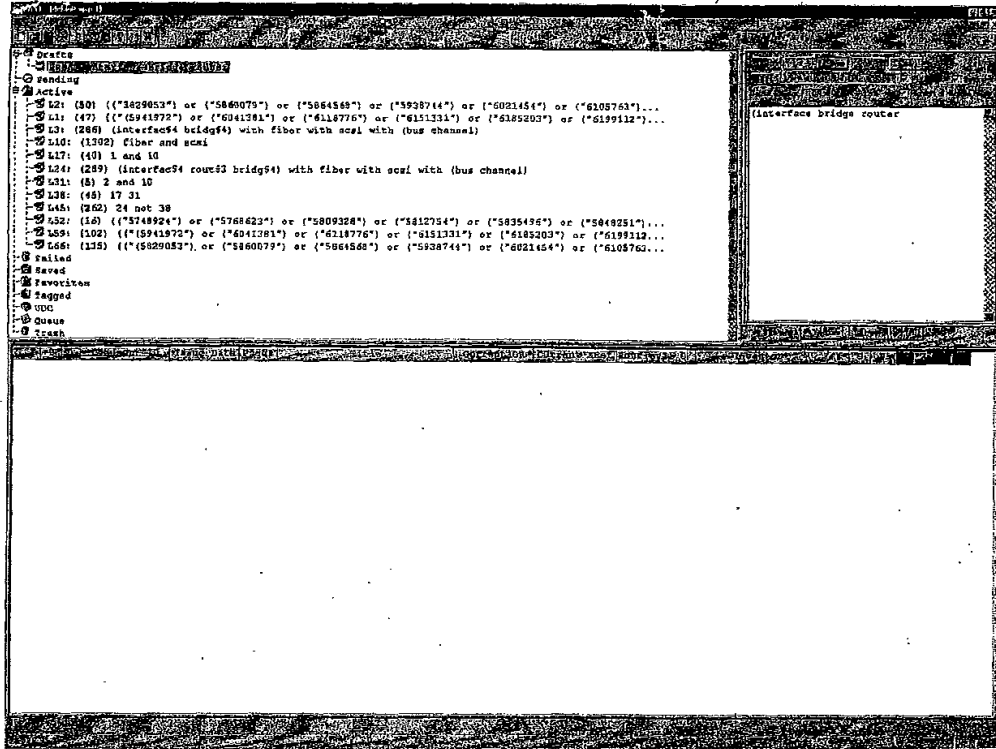


Patent No.	Applicant	Inventor	Title	Pub. No.	Pub. Date	Inventor(s)	Filed	Examined	Granted	Other
US 8218398 B1	20011002	37	Method to provide checking on data transferred through fibre channel	710/230	3/10/216	Sholl, Joseph C. et al.	<input type="checkbox"/>	<input type="checkbox"/>	<input type="checkbox"/>	<input type="checkbox"/>
US 8240446 B1	3010529	37	Multiplexing of multiple data packets for multiple input/output operations	707/213	3/29/412	Casper, Daniel F. et al.	<input type="checkbox"/>	<input type="checkbox"/>	<input type="checkbox"/>	<input type="checkbox"/>
US 8230218 B1	20010308	34	Apparatus for transferring execution of certain channel functions to a...	710/220	7/19/1	Casper, Daniel F. et al.	<input type="checkbox"/>	<input type="checkbox"/>	<input type="checkbox"/>	<input type="checkbox"/>
US 8185631 B1	20016096	37	Program for transferring execution of certain channel functions to a...	710/220	7/19/222	Casper, Daniel F. et al.	<input type="checkbox"/>	<input type="checkbox"/>	<input type="checkbox"/>	<input type="checkbox"/>
US 8185629 B1	20010206	25	Single chip protocol engine and data formatter apparatus for all chip based fibre channel switching fabric	709/220	1/19/222	Wester, David H. et al.	<input type="checkbox"/>	<input type="checkbox"/>	<input type="checkbox"/>	<input type="checkbox"/>
US 8185203 B1	20016206	40	Fibre channel switching fabric	370/251	3/10/410	Samson, Stuart B. et al.	<input type="checkbox"/>	<input type="checkbox"/>	<input type="checkbox"/>	<input type="checkbox"/>
US 8149034 A	20001114	11	Method and apparatus for restoration of symmetry in FC-BB-2000	370/443	3/10/837	Nelson, Jeffrey J. et al.	<input type="checkbox"/>	<input type="checkbox"/>	<input type="checkbox"/>	<input type="checkbox"/>

Patent No.	Class	Pub No.	Pub Date	Title	Inventor	Assignee	Attorney	Agent	Other	Other	Other	Other	Other
US 6298378 B1	37	2001002	7/10/00	Method to provide checking on data transferred through fibre channel	Elliott, Joseph C.	NetApp, Inc.							
US 6145431 B1	37	2001026	7/10/00	Program for transferring execution of cache change functions to a	Casper, Daniel F.	NetApp, Inc.							
US 6230218 B1	36	2001030	7/10/00	Apparatus for transferring execution of cache change functions to a	Casper, Daniel F.	NetApp, Inc.							
US 6240446 B1	37	2001032	7/10/00	Method of multiple data packets for multiple input/output operations	Casper, Daniel F.	NetApp, Inc.							
US 6185203 B1	40	2001036	3/7/01	Fibre channel switching fabric	Berman, Stuart S.	NetApp, Inc.							
US 6140004 A	11	2001114	3/7/01	Method and apparatus for providing dynamic ECC on data	Nelson, Jeffrey J.	NetApp, Inc.							
US 6134417 A	24	2001017	7/10/05	Method and apparatus for managing access to a location in a data structure	Weber, David M.	NetApp, Inc.							

Pending
 Active
 Failed
 Saved
 Favorites
 UNC
 Queue
 Refresh

ID	IP	Port	Description	Protocol	Port	Protocol	Port	Protocol	Port	Protocol	Port
10	19961105	25	Adapter for constructing a redundant disk storage	714/4	714/34						
11	19961208	8	Secondary channel for command information for	710/305	710/5						
12	19990910	34	SCSI bus to IASR 1394 bus translator employing	710/305	710/130						
13	19990824	8	Storage router and method for providing virtual local	710/315	710/2						
14	20000321	9	Fibre channel to SCSI addressing method and system	710/315	700/5						
15	20010206	10	Fibre channel switching fabric	370/351	370/100						



#229
10/26/01

IN THE UNITED STATES PATENT AND TRADEMARK OFFICE	
PRELIMINARY AMENDMENT	Atty. Docket No. (Opt.) CROSS1120-3
Applicant: Geoffrey B. Hoese, et al.	
Application Number Unknown	Filed September 27, 2001
For: Storage Router and Method for Providing Virtual Local Storage	
Group Art Unit Unknown	Confirmation Number: Unknown

09/27/01

BOX: Patent Applications
Assistant Commissioner of Patents
Washington, D.C. 20231

Certification Under 37 C.F.R. §1.10

I hereby certify that the documents listed below are being deposited with the United States Postal Service as Express Mail to Addressee in an envelope addressed to: Box Patent Applications, Assistant Commissioner for Patents, Washington, D.C. 20231 on **September 27, 2001.**

Janice Pampell
Janice Pampell

Dear Sir:

Please amend the application as follows:

IN THE SPECIFICATION

Following the title, please insert the following paragraph:

RELATED APPLICATIONS

AI

This application claims the benefit of the filing date of U.S. Patent Application Serial No. 09/354,682 by inventors Geoffrey B. Hoese and Jeffrey T. Russell, entitled "Storage Router and Method for Providing Virtual Local Storage" filed on July 15, 1999, which is a continuation of U.S. Patent Application Serial No. 09/001,799, filed on December 31, 1997, now U.S. Patent No. 5,941,972, and hereby incorporates these applications by reference in their entireties as if they had been fully set forth herein.

Gray Cary/ALU4068771.1
103871-890000

Attorney Docket:
CROSS1120-3

IN THE CLAIMS

Please cancel claims 1-14 and add new claims 15-28, which are set forth below.

AZ

006633-002701

15. (new) A storage router for providing virtual local storage on remote storage devices to devices, comprising:

- a buffer providing memory work space for the storage router;
- a first controller operable to connect to and interface with a first transport medium;
- a second controller operable to connect to and interface with a second transport medium; and
- a supervisor unit coupled to the first controller, the second controller and the buffer, the supervisor unit operable to map between devices connected to the first transport medium and the storage devices, to implement access controls for storage space on the storage devices and to process data in the buffer to interface between the first controller and the second controller to allow access from devices connected to the first transport medium to the storage devices using native low level, block protocols.

2
16. (new) The storage router of claim 15, wherein the supervisor unit maintains an allocation of subsets of storage space to associated devices connected to the first transport medium, wherein each subset is only accessible by the associated device connected to the first transport medium.

3
17. (new) The storage router of claim 15, wherein the devices connected to the first transport medium comprise workstations.

4
18. (new) The storage router of claim 15, wherein the storage devices comprise hard disk drives.

5
19. (new) The storage router of claim 15, wherein the first controller comprises:
a first protocol unit operable to connect to the first transport medium;
a first-in-first-out queue coupled to the first protocol unit; and
a direct memory access (DMA) interface coupled to the first-in-first-out queue and to the buffer.

26

A

Attorney Docket:
CROSS1120-3

B2

~~20~~⁶ (new) The storage router of claim ~~16~~¹, wherein the second controller comprises:
a second protocol unit operable to connect to the second transport medium;
an internal buffer coupled to the second protocol unit; and
a direct memory access (DMA) interface coupled to the internal buffer and to the buffer of the storage router.

~~21~~⁷ (new) A storage network, comprising:
a first transport medium;
a second transport medium;
a plurality of workstations connected to the first transport medium;
a plurality of storage devices connected to the second transport medium; and
a storage router interfacing between the first transport medium and the second transport medium, the storage router providing virtual local storage on the storage devices to the workstations and operable:
to map between the workstations and the storage devices;
to implement access controls for storage space on the storage devices; and
to allow access from the workstations to the storage devices using native low level, block protocol in accordance with the mapping and access controls.

00955335-092701

~~22~~⁸ (new) The storage network of claim ~~21~~⁷, wherein the access controls include an allocation of subsets of storage space to associated workstations, wherein each subset is only accessible by the associated workstation.

~~23~~⁹ (new) The storage network of claim ~~21~~⁷, wherein the storage devices comprise hard disk drives.

~~24~~¹⁰ (new) The storage network of claim ~~21~~⁷, wherein the storage router comprises:
a buffer providing memory work space for the storage router;
a first controller operable to connect to and interface with the first transport medium, the first controller further operable to pull outgoing data from the buffer and to place incoming data into the buffer;

X

27

Attorney Docket:
CROSS1120-3

A2

a second controller operable to connect to and interface with the second transport medium, the second controller further operable to pull outgoing data from the buffer and to place incoming data into the buffer; and

a supervisor unit coupled to the first controller, the second controller and the buffer, the supervisor unit operable:

to map between devices connected to the first transport medium and the storage devices, to implement the access controls for storage space on the storage devices and to process data in the buffer to interface between the first controller and the second controller to allow access from workstations to storage devices.

10095335-092701

¹¹
~~25.~~ (new) A method for providing virtual local storage on remote storage devices connected to one transport medium to devices connected to another transport medium, comprising:

interfacing with a first transport medium;

interfacing with a second transport medium;

mapping between devices connected to the first transport medium and the storage devices and that implements access controls for storage space on the storage devices; and

allowing access from devices connected to the first transport medium to the storage devices using native low level, block protocols.

¹²
~~26.~~ (new) The method of claim ~~25~~¹¹, wherein mapping between devices connected to the first transport medium and the storage devices includes allocating subsets of storage space to associated devices connected to the first transport medium, wherein each subset is only accessible by the associated device connected to the first transport medium.

¹³
~~27.~~ (new) The method of claim ~~26~~¹², wherein the devices connected to the first transport medium comprise workstations.

¹⁴
~~28.~~ (new) The method of claim ~~27~~¹², wherein the storage devices comprise hard disk drives.

Gray Cary/AU/4068771.1
103871-980000

58

A

Attorney Docket:
CROSS1120-3

5

REMARKS


Applicants appreciate the time taken by the Examiner to review Applicants' present application.

Applicant has made an earnest attempt to place this case in condition for allowance. For the foregoing reasons, Applicant respectfully requests full allowance of Claims 15-28.

The Commissioner is hereby authorized to charge any deficiencies or credit any overpayment to Deposit Account No. 50-0456.

Respectfully submitted,

Gray Cary Ware & Freidenrich LLP


Mark L. Berrier
Reg. No. 35,066

Dated: September 27, 2001

1221 South MoPac Expressway
Suite 400
Austin, TX 78746-6875
Tel. (512) 457-7016
Fax. (512) 457-7001

09965325 092701

Gray CaryWare088771.1
103671-896000



02/28/02 15:03 FAX 512 457 7070

GRAY CARY-AUSTIN

004

#3
pms
3-6-02

PTO/SB/28 (10-00)
Approved for use 10/31/2002. OMB 0851-0031
U.S. Patent and Trademark Office; U.S. DEPARTMENT OF COMMERCE
Under the Paperwork Reduction Act of 1995, no persons are required to respond to a collection of information unless it displays a valid OMB control number.

IN THE UNITED STATES PATENT AND TRADEMARK OFFICE	
TERMINAL DISCLAIMER TO OBIVATE A DOUBLE PATENTING REJECTION OVER A PRIOR PATENT	Atty. Docket No. (Opt.) CROSS1120-3
Applicant Geoffrey B. Hoese, et al.	
Application Number 09/965,335	Filed September 27, 2001
For Storage Router and Method for Providing Virtual Local Storage	
Group Art Unit 2182	Examiner Shin, Christopher B.
Confirmation Number: 5330	

Received
FEB 28 2002
Technology Center 2100

Honorable Asst. Commissioner
for Patents
Washington, D.C. 20231

Certification of Facsimile
I hereby certify that this correspondence is being sent via facsimile to the U.S. Patent Office, Attention Examiner Christopher Shin, Fax No. 703-748-5678 on February 28, 2002.
<i>Janice Pamgell</i> Janice Pamgell

The owner*, Crossroads Systems, Inc. of one hundred percent (100%) interest in the instant application, as evidenced by the Recorded Assignment dated December 31, 1997 on Reel/Frame: 8929/0290, hereby disclaims, except as provided below, the terminal part of the statutory term of any patent granted on the instant application, which would extend beyond the expiration date of the full statutory term defined in 35 U.S.C. § 154 to 158 and 173 of U.S. Patent No. 5,941,972. The owner hereby agrees that any patent so granted on the instant application shall be enforceable only for and during such period that it and the prior patent are commonly owned. This agreement runs with any patent granted on the instant application and is binding upon the grantee, its successors or assigns.

In making the above disclaimer, the owner does not disclaim the terminal part of any patent granted on the instant application that would extend to the expiration date of the full statutory term as defined in 35 U.S.C. § 154 to 158 and 173 of the prior patent, as presently shortened by any terminal disclaimer, in the event that it later expires for failure to pay a

Gray Cary/ALM078832.1
103871-001123

Received from <512 457 7070> at 2/28/02 4:05:26 PM [Eastern Standard Time]

02/28/02 15:04 FAX 512 457 7070

GRAY CARY-AUSTIN

005

Attorney Docket:
CROSS1120-3

Customer ID: 25094
09/965,335

2

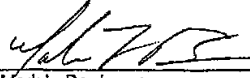
maintenance fee, is held unenforceable, is found invalid by a court of competent jurisdiction, is statutorily disclaimed in whole or terminally disclaimed under 37 C.F.R. 1.321, has all claims canceled by a reexamination certificate, is reissued, or is in any manner terminated prior to the expiration of its full statutory term as presently shortened by any terminal disclaimer.

Check box 1, 2, 3, or 4 as appropriate.

- 1. For submission on behalf of an organization (e.g., corporation, partnership, university, government agency, etc.), the undersigned is empowered to act on behalf of the organization.

I hereby declare that all statements made herein of my own knowledge are true and that all statements made on information and belief are believed to be true; and further that these statements were made with the knowledge that willful false statements and the like so made are punishable by fine or imprisonment, or both, under Section 1001 of Title 18 of the United States Code and that such willful false statements may jeopardize the validity of the application or any patent issued thereon.

- 2. The undersigned is an attorney or agent of record.


 Mark L. Berrier
 Reg. No. 35,066

2/28/02
 Date

- 3. Terminal disclaimer fee under 37 C.F.R. 1.20(d) included.
- 4. Terminal disclaimer fee under 37 C.F.R. 1.20(d). The Asst. Commissioner is hereby authorized to deduct \$110.00 representing the above-noted filing fee from Deposit Account No. 50-0456 of Gray Cary Ware & Freidenrich LLP. The Asst. Commissioner is hereby further authorized to deduct any deficiencies or credit any overpayments regarding this application from the same account.

* Statement under 37 C.F.R. 3.73(b) is required if terminal disclaimer is signed by the assignee (owner).

Form PTO/SB/96 may be used for making this certification. See MPEP § 324.

Gray CaryAAU4078832.1
103671-991123

Received from < 512 457 7070 > at 2/28/02 4:05:26 PM [Eastern Standard Time]

Notice of Allowability	Application No. 09/985,335	Applicant(s) Hesse et al.
	Examiner Christopher Shin	Art Unit 2182

-The MAILING DATE of this communication appears on the cover sheet with the correspondence address-

All claims being allowable, PROSECUTION ON THE MERITS IS (OR REMAINS) CLOSED in this application. If not included herewith (or previously mailed), a Notice of Allowance and Issue Fee Due or other appropriate communication will be mailed in due course. THIS NOTICE OF ALLOWABILITY IS NOT A GRANT OF PATENT RIGHTS. This application is subject to withdrawal from issue at the initiative of the Office or upon petition by the applicant. See 37 CFR 1.313 and MPEP 1308.

1. This communication is responsive to 2-28-02

2. The allowed claim(s) is/are 15-28

3. The drawings filed on 9-27-01 are acceptable as formal drawings.

4. Acknowledgement is made of a claim for foreign priority under 35 U.S.C. § 119(a)-(d).
a) All b) Some* c) None of the:
1. Certified copies of the priority documents have been received.
2. Certified copies of the priority documents have been received in Application No. _____
3. Copies of the certified copies of the priority documents have been received in this national stage application from the International Bureau (PCT Rule 17.2(a)).
*Certified copies not received: _____

5. Acknowledgement is made of a claim for domestic priority under 35 U.S.C. § 119(e).

Applicant has THREE MONTHS FROM THE "MAILING DATE" of this communication to file a reply complying with the requirements noted below. Failure to timely comply will result in ABANDONMENT of this application. THIS THREE-MONTH PERIOD IS NOT EXTENDABLE.

6. Note the attached EXAMINER'S AMENDMENT or NOTICE OF INFORMAL APPLICATION (PTO-152) which gives reason(s) why the oath or declaration is deficient. A SUBSTITUTE OATH OR DECLARATION IS REQUIRED.

7. Applicant MUST submit NEW FORMAL DRAWINGS
(a) including changes required by the Notice of Draftsperson's Patent Drawing Review (PTO-948) attached
1) hereto or 2) to Paper No. _____
(b) including changes required by the proposed drawing correction filed _____, which has been approved by the examiner.
(c) including changes required by the attached Examiner's Amendment/Comment or in the Office action of Paper No. _____

Identifying indicia such as the application number (see 37 CFR 1.84(c)) should be written on the drawings. The drawings should be filed as a separate paper with a transmittal letter addressed to the Official Draftsperson.

8. Note the attached Examiner's comment regarding REQUIREMENT FOR THE DEPOSIT OF BIOLOGICAL MATERIAL. Any reply to this letter should include, in the upper right hand corner, the APPLICATION NUMBER (SERIES CODE/SERIAL NUMBER). If applicant has received a Notice of Allowance and Issue Fee Due, the ISSUE BATCH NUMBER and DATE of the NOTICE OF ALLOWANCE should also be included.

Attachment(s)

1 <input checked="" type="checkbox"/> Notice of References Cited (PTO-592)	2 <input type="checkbox"/> Notice of Informal Patent Application (PTO-152)
3 <input type="checkbox"/> Notice of Draftsperson's Patent Drawing Review (PTO-948)	4 <input type="checkbox"/> Interview Summary (PTO-413), Paper No. _____
5 <input type="checkbox"/> Information Disclosure Statement(s) (PTO-1449), Paper No(s). _____	6 <input type="checkbox"/> Examiner's Amendment/Comment
7 <input type="checkbox"/> Examiner's Comment Regarding Requirement for Deposit of Biological Material	8 <input checked="" type="checkbox"/> Examiner's Statement of Reasons for Allowance
9 <input type="checkbox"/> Other	

Application/Control Number: 09/965,335
Art Unit: 2182

Page 2

REASONS FOR ALLOWANCE

1. The following is an examiner's statement of reasons for allowance:

After careful consideration and search of the claimed invention of the claims 15, 21 & 25, the overall combination of the claimed limitations/steps are not taught by the prior art of record when the claims are interpreted in accordance with the specification. More specifically, the Specification clearly supports the claimed system/method utilized in combinations of SCSI devices, Fibre Channel devices, and native low level, block protocols environment; therefore, the above claims 15, 21, and 25 are interpreted accordingly. The further dependent claims 16-20, 22-24, and 26-28 are allowable for the similar reasons, respectively.

Any comments considered necessary by applicant must be submitted no later than the payment of the issue fee and, to avoid processing delays, should preferably accompany the issue fee. Such submissions should be clearly labeled "Comments on Statement of Reasons for Allowance."

2. **Any Response To This Action Should Be Mailed To:**

If The Action Is Non-Final

Commissioner of Patents and Trademarks
Washington, D.C. 20231

or faxed to:

(703) 746-7239, (for formal communications intended for entry)

If The action is Final

Box AF

Commissioner of Patents and Trademarks
Washington, D.C. 20231

or faxed to:

Application/Control Number: 09/965,335
Art Unit: 2182

Page 3

(703) 746-7238, (for formal communications; please mark "EXPEDITED
PROCEDURE")

Hand-delivered responses should be brought to


Crystal Park II, 2121 Crystal Drive, Arlington, VA., Sixth Floor (Receptionist).

Any Other Telephone Communication Should Be Directed To

Any inquiry concerning this communication or earlier communications from the examiner should be directed to Mr. Shin whose telephone number is (703) 305-9658. The examiner can normally be reached on Monday - Thursday from 7:00 AM to 4:00 PM.

Christopher B. Shin
March 11, 2002

Christopher B. Shin
PRIMARY EXAMINER
ART UNIT 2182





UNITED STATES PATENT AND TRADEMARK OFFICE

UNITED STATES DEPARTMENT OF COMMERCE
 United States Patent and Trademark Office
 Address: COMMISSIONER OF PATENTS AND TRADEMARKS
 Washington, D.C. 20591
 www.uspto.gov

NOTICE OF ALLOWANCE AND FEE(S) DUE

23094 7590 03/11/2002
 GRAY, CARY, WARE & FREIDENRICH LLP
 1221 SOUTH MOPAC EXPRESSWAY
 SUITE 400
 AUSTIN, TX 78746-6875

EXAMINER
 SHIN, CHRISTOPHER B

ART UNIT CLASS-SUBCLASS

2182 710.091000
 129

DATE MAILED: 03/11/2002

APPLICATION NO.	FILING DATE	FIRST NAMED INVENTOR	ATTORNEY DOCKET NO.	CONFIRMATION NO.
09/965,335	09/27/2001	Geoffrey B. Hoese	CROSS1120-3	3446

TITLE OF INVENTION: STORAGE ROUTER AND METHOD FOR PROVIDING VIRTUAL LOCAL STORAGE

TOTAL CLAIMS	APPLN. TYPE	SMALL ENTITY	ISSUE FEE	PUBLICATION FEE	TOTAL FEE(S) DUE	DATE DUE
14	nonprovisional	NO	\$1280	\$300	\$1580	06/11/2002

THE APPLICATION IDENTIFIED ABOVE HAS BEEN EXAMINED AND IS ALLOWED FOR ISSUANCE AS A PATENT. PROSECUTION ON THE MERITS IS CLOSED. THIS NOTICE OF ALLOWANCE IS NOT A GRANT OF PATENT RIGHTS. THIS APPLICATION IS SUBJECT TO WITHDRAWAL FROM ISSUE AT THE INITIATIVE OF THE OFFICE OR UPON PETITION BY THE APPLICANT. SEE 37 CFR 1.313 AND MPEP 1308.

THE ISSUE FEE AND PUBLICATION FEE (IF REQUIRED) MUST BE PAID WITHIN THREE MONTHS FROM THE MAILING DATE OF THIS NOTICE OR THIS APPLICATION SHALL BE REGARDED AS ABANDONED. THIS STATUTORY PERIOD CANNOT BE EXTENDED. SEE 35 U.S.C. 151. THE ISSUE FEE DUE INDICATED ABOVE REFLECTS A CREDIT FOR ANY PREVIOUSLY PAID ISSUE FEE APPLIED IN THIS APPLICATION. THE PTOL-85B (OR AN EQUIVALENT) MUST BE RETURNED WITHIN THIS PERIOD EVEN IF NO FEE IS DUE OR THE APPLICATION WILL BE REGARDED AS ABANDONED.

HOW TO REPLY TO THIS NOTICE:

I. Review the SMALL ENTITY status shown above. If the SMALL ENTITY is shown as YES, verify your current SMALL ENTITY status:

- A. If the status is changed, pay the PUBLICATION FEE (if required) and twice the amount of the ISSUE FEE shown above and notify the United States Patent and Trademark Office of the change in status, or
- B. If the status is the same, pay the TOTAL FEE(S) DUE shown above.

If the SMALL ENTITY is shown as NO:

- A. Pay TOTAL FEE(S) DUE shown above, or
- B. If applicant claimed SMALL ENTITY status before, or is now claiming SMALL ENTITY status, check the box below and enclose the PUBLICATION FEE and 1/2 the ISSUE FEE shown above.
 - Applicant claims SMALL ENTITY status. See 37 CFR 1.27.

II. PART B - FEE(S) TRANSMITTAL should be completed and returned to the United States Patent and Trademark Office (USPTO) with your ISSUE FEE and PUBLICATION FEE (if required). Even if the fee(s) have already been paid, Part B - Fee(s) Transmittal should be completed and returned. If you are charging the fee(s) to your deposit account, section "4b" of Part B - Fee(s) Transmittal should be completed and an extra copy of the form should be submitted.

III. All communications regarding this application must give the application number. Please direct all communications prior to issuance to Box ISSUE FEE unless advised to the contrary.

IMPORTANT REMINDER: Utility patents issuing on applications filed on or after Dec. 12, 1980 may require payment of maintenance fees. It is patentee's responsibility to ensure timely payment of maintenance fees when due.

NM

PART B - FEE(S) TRANSMITTAL

Complete and mail this form, together with applicable fee(s), to:

Box ISSUE FEE
Assistant Commissioner for Patents
Washington, D.C. 20231

MAILING INSTRUCTIONS: This form should be used for transmitting the ISSUE FEE and PUBLICATION FEE (if required). Blocks 1 through 4 should be completed where appropriate. All further correspondence including the Patent, advance orders and notification of maintenance fees will be mailed to the current correspondence address as indicated unless corrected below or directed otherwise in Block 1, by (a) specifying a new correspondence address; and/or (b) indicating a separate "FEE ADDRESS" for maintenance fee notifications.

CURRENT CORRESPONDENCE ADDRESS (Name. Legibly mark-up with any corrections or see Block 1)

2594 7590 03/11/2002
GRAY, CARY, WARE & FREDENRICH LLP
1221 SOUTH MOPAC EXPRESSWAY
SUITE 400
AUSTIN, TX 78746-6875



Note: The certificate of mailing below can only be used for domestic mailings of the Fee(s) Transmittal. This certificate cannot be used for any other accompanying papers. Each additional paper, such as an assignment or formal drawing, must have its own certificate of mailing.

Certificate of Mailing

I hereby certify that this Fee(s) Transmittal is being deposited with the United States Postal Service with sufficient postage for first class mail in an envelope addressed to the Box Issue Fee address above on the date indicated below.

Janice Pampell (Depositor's name)
Janice Pampell (Signature)
6-7-02 (Date)

APPLICATION NO.	FILING DATE	FIRST NAMED INVENTOR	ATTORNEY DOCKET NO.	CONFIRMATION NO.
09/965,335	09/27/2001	Geoffrey B. Hesse	CROSS1120-3	3446

TITLE OF INVENTION: STORAGE ROUTER AND METHOD FOR PROVIDING VIRTUAL LOCAL STORAGE

TOTAL CLAIMS	APPLN. TYPE	SMALL ENTITY	ISSUE FEE	PUBLICATION FEE	TOTAL FEE(S) DUE	DATE DUE
14	nonprovisional	NO	\$1280	\$300	\$1580	06/11/2002

EXAMINER	ART UNIT	CLASS-SUBCLASS
SHIN, CHRISTOPHER B	2182	710-001000

1. Change of correspondence address or indication of "Fee Address" (37 CFR 1.363). Use of PTO form(s) and Customer Number are recommended, but not required.
2. For printing on the patent front page, list (1) the names of up to 3 registered patent attorneys or agents OR, alternatively, (2) the name of a single firm (having as a member a registered attorney or agent) and the names of up to 2 registered patent attorneys or agents. If no name is listed, no name will be printed.
1. Gray Cary Ware
2. & Fredenrich LLP

3. ASSIGNEE NAME AND RESIDENCE DATA TO BE PRINTED ON THE PATENT (print or type)
 PLEASE NOTE: Unless an assignee is identified below, no assignee data will appear on the patent. Inclusion of assignee data is only appropriate when an assignment has been previously submitted to the USPTO or is being submitted under separate cover. Completion of this form is NOT a substitute for filing an assignment.

(A) NAME OF ASSIGNEE
Crossroads Systems, Inc
8300 North Mopac Expressway
Austin, TX 78759

(B) RESIDENCE: (CITY and STATE OR COUNTRY)

Please check the appropriate assignee category or categories (will not be printed on the patent) Individual Corporation or other private group entity government

4a. The following fee(s) are enclosed:
 Issue Fee
 Publication Fee
 Advance Order - # of Copies 10

4b. Payment of Fee(s):
 A check in the amount of the fee(s) is enclosed.
 Payment by credit card. Form PTO-2038 is attached.
 The Commissioner is hereby authorized by charge the required fee(s), or credit any overpayment, to Deposit Account Number 50-0164 (enclose an extra copy of this form).

The COMMISSIONER OF PATENTS AND TRADEMARKS is requested to apply the Issue Fee and Publication Fee (if any) or to re-apply any previously paid issue fee to the application identified above.

(Author's Signature) [Signature] (Date) 06/12/02

NOTE: The Issue Fee and Publication Fee (if required) will not be accepted from anyone other than the applicant, a registered attorney or agent, or the assignee or other party in interest as shown by the records of the United States Patent and Trademark Office.

Burden Hour Statement: This form is estimated to take 0.2 hours to complete. Time will vary depending on the needs of the individual case. Any comments on the amount of time required to complete this form should be sent to the Chief Information Officer, United States Patent and Trademark Office, Washington, D.C. 20231. DO NOT SEND FEES OR COMPLETED FORMS TO THIS ADDRESS. SEND FEES AND THIS FORM TO: Box Issue Fee, Assistant Commissioner for Patents, Washington, D.C. 20231

Under the Paperwork Reduction Act of 1995, no persons are required to respond to a collection of information unless it displays a valid OMB control number.

06/12/2002 YPOLITE 00000139 09965335	
01 FC:148	1280.00 00
02 FC:135	300.00 00
03 FC:561	30.00 00

PART B - FEE(S) TRANSMITTAL

Complete and mail this form, together with applicable fee(s), to: **Box ISSUE FEE**
Assistant Commissioner for Patents
Washington, D.C. 20231

MAILING INSTRUCTIONS: This form should be used for transmitting the ISSUE FEE and PUBLICATION FEE (if required). Blocks 1 through 4 should be completed where appropriate. All further correspondence including the Patent, advance orders and notification of maintenance fees will be mailed to the current correspondence address as indicated unless corrected below or directed otherwise in Block 1, by (a) specifying a new correspondence address; and/or (b) indicating a separate "FEE ADDRESS" for maintenance fee notifications.

CURRENT CORRESPONDENCE ADDRESS (Note: Legibly mark-up with any corrections or use Block 1)

25094 7590 03/11/2002
GRAY, CARY, WARE & FREIDENRICH LLP
1221 SOUTH MOPAC EXPRESSWAY
SUITE 400
AUSTIN, TX 78746-6875

Note: The certificate of mailing below can only be used for domestic mailings of the Fee(s) Transmittal. This certificate cannot be used for any other accompanying papers. Each additional paper, such as an assignment or formal drawing, must have its own certificate of mailing.

Certificate of Mailing
 I hereby certify that this Fee(s) Transmittal is being deposited with the United States Postal Service with sufficient postage for first class mail in an envelope addressed to the Box Issue Fee address above on the date indicated below.

(Depositor's name)
(Signature)
(Date)

APPLICATION NO.	FILING DATE	FIRST NAMED INVENTOR	ATTORNEY DOCKET NO.	CONFIRMATION NO.
09/965,335	09/27/2001	Geoffrey B. Hoese	CROSS1120-3	3446

TITLE OF INVENTION: STORAGE ROUTER AND METHOD FOR PROVIDING VIRTUAL LOCAL STORAGE

TOTAL CLAIMS	APPLN. TYPE	SMALL ENTITY	ISSUE FEE	PUBLICATION FEE	TOTAL FEE(S) DUE	DATE DUE
14	nonprovisional	NO	\$1280	\$300	\$1580	06/11/2002

EXAMINER	ART UNIT	CLASS-SUBCLASS
SHIM, CHRISTOPHER B.	2182	710-001000

1. Change of correspondence address or indication of "Fee Address" (37 CFR 1.363). Use of PTO form(s) and Customer Number are recommended, but not required.

Change of correspondence address (or Change of Correspondence Address form PTO/SB/122) attached.

"Fee Address" indication (or "Fee Address" Indication form PTO/SB/47) attached.

2. For printing on the patent front page, list (1) the names of up to 3 registered patent attorneys or agents OR, alternatively, (2) the name of a single firm (having as a member a registered attorney or agent) and the names of up to 2 registered patent attorneys or agents. If no name is listed, no name will be printed.

1 _____
 2 _____
 3 _____

3. ASSIGNEE NAME AND RESIDENCE DATA TO BE PRINTED ON THE PATENT (print or type)

PLEASE NOTE: Unless an assignee is identified below, no assignee data will appear on the patent. Inclusion of assignee data is only appropriate when an assignment has been previously submitted to the USPTO or is being submitted under separate cover. Completion of this form is NOT a substitute for filing an assignment.

(A) NAME OF ASSIGNEE (B) RESIDENCE: (CITY and STATE OR COUNTRY)

Please check the appropriate assignee category or categories (will not be printed on the patent) individual corporation or other private group entity government

4a. The following fee(s) are enclosed:

- Issue Fee
- Publication Fee
- Advance Order - # of Copies _____

4b. Payment of Fee(s):

- A check in the amount of the fee(s) is enclosed.
- Payment by credit card. Form PTO-2038 is attached.
- The Commissioner is hereby authorized by charge the required fee(s), or credit any overpayment, to Deposit Account Number _____ (enclose an extra copy of this form).

The COMMISSIONER OF PATENTS AND TRADEMARKS is requested to apply the Issue Fee and Publication Fee (if any) or to re-apply any previously paid issue fee to the application identified above.

(Authorized Signature) (Date)

NOTE: The Issue Fee and Publication Fee (if required) will not be accepted from anyone other than the applicant, a registered attorney or agent, or the assignee or other party in interest as shown by the records of the United States Patent and Trademark Office.

Burden Hour Statement: This form is estimated to take 0.2 hours to complete. Times will vary depending on the needs of the individual case. Any comments on the amount of time required to complete this form should be sent to the Chief Information Officer, United States Patent and Trademark Office, Washington, D.C. 20231. DO NOT SEND FEES OR COMPLETED FORMS TO THIS ADDRESS. SEND FEES AND THIS FORM TO: Box Issue Fee, Assistant Commissioner for Patents, Washington, D.C. 20231

Under the Paperwork Reduction Act of 1995, no persons are required to respond to a collection of information unless it displays a valid OMB control number.

TRANSMIT THIS FORM WITH FEE(S)



UNITED STATES PATENT AND TRADEMARK OFFICE

UNITED STATES DEPARTMENT OF COMMERCE
 United States Patent and Trademark Office
 Address: COMMISSIONER OF PATENTS AND TRADEMARKS
 Washington, D.C. 20531
 www.uspto.gov

APPLICATION NO.	FILING DATE	FIRST NAMED INVENTOR	ATTORNEY DOCKET NO.	CONFIRMATION NO.
09/965,335	09/27/2001	Geoffrey B. Hoese	CROSS1120-3	3446
25094	7590	03/11/2002	EXAMINER	
GRAY, CARY, WARE & FREIDENRICH LLP 1221 SOUTH MOPAC EXPRESSWAY SUITE 400 AUSTIN, TX 78746-6875			SHIN, CHRISTOPHER B	
			ART UNIT	PAPER NUMBER
			2182	5
DATE MAILED: 03/11/2002				

Determination of Patent Term Adjustment under 35 U.S.C. 154 (b)
 (application filed on or after May 29, 2000)

The patent term adjustment to date is 0 days. If the issue fee is paid on the date that is three months after the mailing date of this notice and the patent issues on the Tuesday before the date that is 28 weeks (six and a half months) after the mailing date of this notice, the term adjustment will be 0 days.

If a continued prosecution application (CPA) was filed in the above-identified application, the filing date that determines patent term adjustment is the filing date of the most recent CPA.

Applicant will be able to obtain more detailed information by accessing the Patent Application Information Retrieval (PAIR) system. (<http://pair.uspto.gov>)

FORM PTO-892		U.S. DEPARTMENT OF COMMERCE PATENT AND TRADEMARK OFFICE		SERIAL NO. 09/965,335	GROUP ART UNIT 2182	ATTACHMENT TO PAPER NO. 4	
NOTICE OF REFERENCES CITED				APPLICANT(S) Hose et al.			
U.S. PATENT DOCUMENTS							
*		DOCUMENT NO.	DATE	NAME	CLASS	SUB- CLASS	FILING DATE
*	A	5,941,972	8/1999	Hoese et al	710	129	
*	B	6,098,149	8/2000	Ofer et al.	711	892	
*	C	6,055,603	4/2000	Ofer et al.	711	113	
*	D	5,935,260	8/1999	Ofer	714	42	
*	E	6,041,381	3/2000	Hoese	710	129	
*	F	5,848,251	12/1998	Lomelino et al	710	129	
*	G	6,075,863	6/2000	Krishnan et al.	380	49	
*	H	6,118,766	9/2000	Akers	370	249	
*	I	6,230,218	5/2001	Casper et al.	710	20	
*	J	6,148,004	11/2000	Nelson et al.	370	463	
*	K	5,959,994	8/1999	Boggs et al	370	399	
FOREIGN PATENT DOCUMENTS							
*		DOCUMENT NO.	DATE	COUNTRY	NAME	CLASS	SUB- CLASS
	L						
	M						
	N						
	O						
	P						
	Q						
OTHER REFERENCES (Including Author, Title, Date, Pertinent Pages, Etc.)							
	R						
	S						
	T						
	U						
EXAMINER		DATE					
Christopher B. Shin		March 11, 2002		Form 892ccs2106b			
* A copy of this reference is not being furnished with this office action. (See Manual of Patent Examining Procedure, section 707.05(a).)							

FORM PTO-892		U.S. DEPARTMENT OF COMMERCE PATENT AND TRADEMARK OFFICE		SERIAL NO. 09/965,335	GROUP ART UNIT 2182	ATTACHMENT TO PAPER NO. 4
NOTICE OF REFERENCES CITED				APPLICANT(S) Hose et al.		
U.S. PATENT DOCUMENTS						
*		DOCUMENT NO.	DATE	NAME	CLASS	SUB- CLASS
*	A	5,748,924	5/1998	Llorens et al	710	129
*	B	5,768,623	6/1998	Judd et al	710	37
*	C	5,809,328	9/1998	Nogales et al	710	5
*	D	5,812,754	9/1998	Lui et al	714	6
*	E	5,835,496	11/1998	Yeung et al	370	514
*	F	6,343,324	1/2002	Hubis et al.	709	229
*	G	6,341,315	1/2002	Arroyo et al.	709	230
*	H	6,209,023	3/2001	Dimitroff et al.	709	211
*	I	6,185,203	2/2001	Berman	370	351
*	J	6,065,087	5/2000	Keaveny et al.	710	129
*	K	6,041,381	3/2000	Hose	710	129
FOREIGN PATENT DOCUMENTS						
*		DOCUMENT NO.	DATE	COUNTRY	NAME	CLASS
	L					
	M					
	N					
	O					
	P					
	Q					
OTHER REFERENCES (Including Author, Title, Date, Pertinent Pages, Etc.)						
	R					
	S					
	T					
	U					
EXAMINER		DATE				
Christopher B. Shin		March 11, 2002				
Form 892ccc2106b						
* A copy of this reference is not being furnished with this office action. (See Manual of Patent Examining Procedure, section 707.05(a).)						

103671-991123



UNITED STATES PATENT AND TRADEMARK OFFICE

COMMISSIONER FOR PATENTS
 UNITED STATES PATENT AND TRADEMARK OFFICE
 WASHINGTON, D.C. 20231
 www.uspto.gov

APPLICATION NUMBER	FILING DATE	GRP ART UNIT	FIL FEE REC'D	ATTY DOCKET NO	DRAWINGS	TOT CLAIMS	IND CLAIMS
09/965,335	09/27/2001	2182	710	CROSS1120-3	2	14	3

CONFIRMATION NO. 3446

25094
 GRAY, CARY, WARE & FREIDENRICH LLP
 1221 SOUTH MOPAC EXPRESSWAY
 SUITE 400
 AUSTIN, TX 78746-6875

DOCKETED

09/27/2001

GRAYCARY/S LANG

FILING RECEIPT



OC00000006894031

Date Mailed: 10/12/2001

Receipt is acknowledged of this nonprovisional Patent Application. It will be considered in its order and you will be notified as to the results of the examination. Be sure to provide the U.S. APPLICATION NUMBER, FILING DATE, NAME OF APPLICANT, and TITLE OF INVENTION when inquiring about this application. Fees transmitted by check or draft are subject to collection. Please verify the accuracy of the data presented on this receipt. **If an error is noted on this Filing Receipt, please write to the Office of Initial Patent Examination's Customer Service Center. Please provide a copy of this Filing Receipt with the changes noted thereon. If you received a "Notice to File Missing Parts" for this application, please submit any corrections to this Filing Receipt with your reply to the Notice. When the USPTO processes the reply to the Notice, the USPTO will generate another Filing Receipt incorporating the requested corrections (if appropriate).**

Applicant(s)

Geoffrey B. Hoese, Austin, TX;
 Jeffry T. Russell, Cibolo, TX;

Domestic Priority data as claimed by applicant

THIS APPLICATION IS A CON OF 09/354,682 07/15/1999
 WHICH IS A CON OF 09/001,799 12/31/1997 PAT 5,941,972

Foreign Applications

If Required, Foreign Filing License Granted 10/11/2001

Projected Publication Date: 01/17/2002

Non-Publication Request: No

Early Publication Request: No

Title

Storage router and method for providing virtual local storage

Preliminary Class

710

**LICENSE FOR FOREIGN FILING UNDER
Title 35, United States Code, Section 184
Title 37, Code of Federal Regulations, 5.11 & 5.15**

GRANTED

The applicant has been granted a license under 35 U.S.C. 184, if the phrase "IF REQUIRED, FOREIGN FILING LICENSE GRANTED" followed by a date appears on this form. Such licenses are issued in all applications where the conditions for issuance of a license have been met, regardless of whether or not a license may be required as set forth in 37 CFR 5.15. The scope and limitations of this license are set forth in 37 CFR 5.15(a) unless an earlier license has been issued under 37 CFR 5.15(b). The license is subject to revocation upon written notification. The date indicated is the effective date of the license, unless an earlier license of similar scope has been granted under 37 CFR 5.13 or 5.14.

This license is to be retained by the licensee and may be used at any time on or after the effective date thereof unless it is revoked. This license is automatically transferred to any related applications(s) filed under 37 CFR 1.53(d). This license is not retroactive.

The grant of a license does not in any way lessen the responsibility of a licensee for the security of the subject matter as imposed by any Government contract or the provisions of existing laws relating to espionage and the national security or the export of technical data. Licensees should apprise themselves of current regulations especially with respect to certain countries, of other agencies, particularly the Office of Defense Trade Controls, Department of State (with respect to Arms, Munitions and Implements of War (22 CFR 121-128)); the Office of Export Administration, Department of Commerce (15 CFR 370.10 (j)); the Office of Foreign Assets Control, Department of Treasury (31 CFR Parts 500+) and the Department of Energy.

NOT GRANTED

No license under 35 U.S.C. 184 has been granted at this time, if the phrase "IF REQUIRED, FOREIGN FILING LICENSE GRANTED" DOES NOT appear on this form. Applicant may still petition for a license under 37 CFR 5.12, if a license is desired before the expiration of 6 months from the filing date of the application. If 6 months has lapsed from the filing date of this application and the licensee has not received any indication of a secrecy order under 35 U.S.C. 181, the licensee may foreign file the application pursuant to 37 CFR 5.15(b).



UNITED STATES PATENT AND TRADEMARK OFFICE

COMMISSIONER FOR PATENTS
 UNITED STATES PATENT AND TRADEMARK OFFICE
 WASHINGTON, D.C. 20231
 www.uspto.gov

APPLICATION NUMBER	FILING DATE	FIRST NAMED APPLICANT	ATTY. DOCKET NO.
09/965,335	09/27/2001	Geoffrey B. Hoese	CROSS1120-3

25094
 GRAY, CARY, WARE & FREIDENRICH LLP
 1221 SOUTH MOPAC EXPRESSWAY
 SUITE 400
 AUSTIN, TX 78746-6875

CONFIRMATION NO. 3446



FEB 1 4 2002

GRAYCARY/S LANG

Title: Storage router and method for providing virtual local storage

Publication No. US-2002-0010812-A1
Publication Date: 01/24/2002

Date Mailed: 01/25/2002

NOTICE OF PUBLICATION OF APPLICATION

The above-identified application will be electronically published as a patent application publication pursuant to 37 CFR 1.211, et seq. The patent application publication number and publication date are set forth above.

The publication may be accessed through the USPTO's publicly available Searchable Databases via the Internet at www.uspto.gov. The direct link to access the publication is currently <http://www.uspto.gov/patft/>.

The publication process established by the Office does not provide for mailing a copy of the publication to applicant. A copy of the publication may be obtained from the Office upon payment of the appropriate fee set forth in 37 CFR 1.19(a)(1). Orders for copies of patent application publications are handled by the USPTO's Office of Public Records. The Office of Public Records can be reached by telephone at (703) 308-9726 or (800) 972-6382, by facsimile at (703) 305-8759, by mail addressed to the United States Patent and Trademark Office, Office of Public Records, Crystal Gateway 4, Room 335, Washington, D.C. 20231, or via the Internet.

In addition, information on the status of the application, including the mailing date of Office actions and the dates of receipt of correspondence filed in the Office, may also be accessed via the Internet through the Patent Electronic Business Center at www.uspto.gov using the public side of the Patent Application Information and Retrieval (PAIR) system. The direct link to access this status information is currently <http://pair.uspto.gov/>. Prior to publication, such status information is confidential and may only be obtained by applicant using the private side of PAIR.

Further assistance in electronically accessing the publication, or about PAIR, is available by calling the Patent Electronic Business Center at (703) 305-3028.

Customer Service Center
 Initial Patent Examination Division (703) 308-1202



UNITED STATES PATENT AND TRADEMARK OFFICE

UNITED STATES DEPARTMENT OF COMMERCE
United States Patent and Trademark Office
Address: COMMISSIONER OF PATENTS AND TRADEMARKS
Washington, D.C. 20231
www.uspto.gov

MLB

APPLICATION NO.	ISSUE DATE	PATENT NO.	ATTORNEY DOCKET NO.	CONFIRMATION NO.
09/965,335	07/23/2002	6425035	CROSS1120-3	3446

25094 7590 07/03/2002
GRAY, CARY, WARE & FREIDENRICH LLP
1221 SOUTH MOPAC EXPRESSWAY
SUITE 400
AUSTIN, TX 78746-6875

DOCKETED
JUL 22 2002
GRAYCARY/S LANG

ISSUE NOTIFICATION

The projected patent number and issue date are specified above.

**Determination of Patent Term Adjustment under 35 U.S.C. 154 (b)
(application filed on or after May 29, 2000)**

The patent term adjustment is 0 day(s), and will be printed on the front page of the patent.


Applicant will be able to obtain more detailed information by accessing the Patent Application Information Retrieval (PAIR) system. (<http://pair.uspto.gov>)

APPLICANT(S):

Geoffrey B. Hoese, Austin, TX;
Jeffry T. Russell, Cibolo, TX;

IN THE UNITED STATES PATENT AND TRADEMARK OFFICE	
TRANSMITTAL LETTER	Atty. Docket No. CROSS1120-3
Applicants Geoffry B. Hoese, et al.	
Patent Number 6,425,035 B2	Issue Date July 23, 2002
For Storage Router and Method for Providing Virtual Local Storage	
Application No. 09/965,335	Filing Date September 27, 2001

Commissioner for Patents
P.O. Box 1450
Alexandria, VA 22313-1450

Certificate of Mailing Under 37 C.F.R. 1.8
I hereby certify that this correspondence is being deposited with the United States Postal Service as First Class Mail in an envelope addressed to: Commissioner for Patents, P.O. Box 1450, Alexandria, VA 22313-1450 on <u>May 21</u> , 2003.
 Carolyn J. Williams

Dear Sir:


Transmitted herewith for filing in the above-identified Patent are the following:

1. Certificate of Correction. Errors in the Patent are noted which may affect the understanding or interpretation of the Patent;
2. Check in the amount of \$100.00 to cover the requisite filing fee; and
3. Return, postage paid postcard evidencing receipt of these materials. Please stamp the postcard and return same to the Applicants.

The error on the attached Certificate of Correction is on the part of the Applicants. Accordingly, a filing fee check is enclosed. If this check is insufficient, The Commissioner is hereby authorized to charge the remainder of the fee or credit any overpayments to Deposit Account No. 50-0456.

Respectfully submitted,

Gray Cary Ware & Freidenrich LLP


Mark L. Berrier
Reg. No. 35,066

Date: May 21, 2003

1221 South MoPac Expressway, Suite 400
Austin, TX 78746-6875
Tel. (512) 457-7016
Fax. (512) 457-7001

PTO/SB/44 (02/01)
Approved for use through 01/31/2004. OMB 0651-0033
U.S. Patent and Trademark Office: U.S. DEPARTMENT OF COMMERCE
Under the Paperwork Reduction Act of 1995, no persons are required to respond
to a collection of information unless it displays a valid OMB control number.
(Also Form PTO-1050)

UNITED STATES PATENT AND TRADEMARK OFFICE

CERTIFICATE OF CORRECTION

PATENT NO.: 6,425,035 B2
ISSUE DATE: July 23, 2002
INVENTOR(S): Geoffrey B. Hoese, et al.

Col. 10, Claim 11, line 44, delete "that implements" and insert --implementing--

MAILING ADDRESS OF SENDER:

Gray Cary Ware & Freidenrich LLP
1221 South MoPac Expressway
Suite 400
Austin, TX 78746-6875
Attn: Mark L. Berrier
Tel. (512) 457-7016
Fax. (512) 457-7001

Patent No. 6,425,035 B2

Page 1 of 1

Burden Hour Statement: This form is estimated to take 1.0 hour to complete. Time will vary depending upon the needs of the individual case. Any comment on the amount of time you are required to complete this form should be sent to the Chief Information Officer, U.S. Patent and Trademark Office, Washington, D.C. 20231. DO NOT SEND FEES OR COMPLETED FORMS TO THIS ADDRESS. SEND TO: Commissioner for Patents, P.O. Box 1450, Alexandria, VA 22313-1450

Gray Cary\AU\4106430.1
103671-991123

IN THE UNITED STATES PATENT AND TRADEMARK OFFICE	
REVOCATION AND POWER OF ATTORNEY AND CHANGE OF MAILING ADDRESS	Atty. Docket No. CROSS1120-3
Applicants Geoffrey B. Hoese	
Patent No. 6,425,035	Issue Date: 07/23/2002
For Storage Router and Method for Providing Virtual Local Storage	
Group Art Unit 2182	Examiner Christopher B. Shin
Confirmation No. 3446	

Commissioner for Patents
P.O. Box 1450
Alexandria, VA 22313-1450

Dear Sir:

Certification Under 37 C.F.R. §1.8
I hereby certify that this document is being transmitted to the COMMISSIONER FOR PATENTS via facsimile on <u>8-17-</u> 2004. <i>Janice Pampell</i> Janice Pampell

Crossroads Systems, Inc., 100% owner of the above-identified patent application, as evidenced by the Assignment recorded in the parent application on December 31, 1997 on Reel/Frame: 8929/0290, hereby revokes all previous Powers of Attorney and appoints the following attorneys under Customer No. 44654, all of the firm of SPRINKLE IP LAW GROUP, to prosecute the above-identified Patent and to transact all business in the Patent and Trademark Office connected therewith.

STEVEN R. SPRINKLE	Registration No. 40,825
JOHN ADAIR	Registration No. 48,828
ARI AKMAL	Registration No. 51,388

Direct all telephone calls and correspondence to:


Customer No. 44654
SPRINKLE IP LAW GROUP
P.O. Box 684767
Austin, TX 78768-4767
Attn: Steven Sprinkle
Tel. (512) 637.9220 / Fax (512) 371.9088

I hereby state I am authorized to act on behalf of Crossroads Systems, Inc.

Respectfully submitted,

Crossroads Systems, Inc.


Dated: 8/11, 2004

By: 
Robert Sims, President & CEO

IN THE UNITED STATES PATENT AND TRADEMARK OFFICE	
REVOCAION AND POWER OF ATTORNEY AND CHANGE OF MAILING ADDRESS	Atty. Docket No. CROSS1120-3
Applicants Geoffrey B. Hoese	
Patent No. 6,425,035	Issue Date: 07/23/2002
For Storage Router and Method for Providing Virtual Local Storage	
Group Art Unit 2182	Examiner Christopher B. Shin
Confirmation No. 3446	

Commissioner for Patents
P.O. Box 1450
Alexandria, VA 22313-1450

Dear Sir:

Certification Under 37 C.F.R. §1.8
I hereby certify that this document is being transmitted to the COMMISSIONER FOR PATENTS via facsimile on <u>8-17-</u> 2004.
 Janice Pampell

Crossroads Systems, Inc., 100% owner of the above-identified patent application, as evidenced by the Assignment recorded in the parent application on December 31, 1997 on Reel/Frame: 8929/0290, hereby revokes all previous Powers of Attorney and appoints the following attorneys under Customer No. 44654, all of the firm of SPRINKLE IP LAW GROUP, to prosecute the above-identified Patent and to transact all business in the Patent and Trademark Office connected therewith.

STEVEN R. SPRINKLE
JOHN ADAIR
ARI AKMAL

Registration No. 40,825
Registration No. 48,828
Registration No. 51,388

Direct all telephone calls and correspondence to:


Customer No. 44654
SPRINKLE IP LAW GROUP
1301 W. 25th Street, Suite 408,
Austin, Texas 78705
Attn: Steven Sprinkle
Tel. 512.637.9220 / Fax 512.371.9088

I hereby state I am authorized to act on behalf of Crossroads Systems, Inc.

Respectfully submitted,

Crossroads Systems, Inc.

Dated: 8/11, 2004

By: 
Robert Sims, President & CEO

MAINTENANCE FEE TRANSMITTAL FORM

Attorney Docket No. CROSS1120-3


Address to:
United States Patent and Trademark Office
P.O. Box 371611
Pittsburgh, PA 15250-1611

Enclosed herewith is the payment of the maintenance fee for the listed patent:

1. A check in the amount of \$900.00 for the full payment of the maintenance fee and any necessary surcharge on the following patent is enclosed.
2. Notification of Change of Entity Status;
3. The Director is hereby authorized to charge \$_____ to cover the payment of the fee indicated below to Deposit Account No. 50-3183 of Sprinkle IP Law Group.
4. The Director is hereby authorized to charge any deficiency in the payment of the required fee or credit any overpayment of Deposit Account No. 50-3183 of Sprinkle IP Law Group .

Patent No.	Issue Date	Fee Amount	Fee Code	Surcharge	Appln. No.	Filing Date	Payment Year	Small Entity
6,425,035	07/23/02	900	1551	- 0 -	09/965,335	09/27/01	4	No
Total Payment		\$900.00						

[For Office Accounting Use Only]


 John L. Adair
 Reg. No. 48,828

Customer No. 44654
 Sprinkle IP Law Group
 1301 W. 25th Street, Suite 408
 Austin, Texas 78705
 Tel. (512) 637-9223
 Fax. (512) 371-9088

Certificate of Mailing Under 37 C.F.R. 1.10

I hereby certify that this document and fee is being deposited with the U.S. Postal Service as Express Mail to Addressee (Label No. EV616964848US) in an envelope addressed to The U.S. Patent Office, P.O. Box 371611, Pittsburgh, PA 15250-1611 on **October 13, 2005**.


 Janice Pampell

EV616964848US



UNITED STATES PATENT AND TRADEMARK OFFICE

Commissioner for Patents
 United States Patent and Trademark Office
 P.O. Box 1450
 Alexandria, VA 22313-1450
 www.uspto.gov

Customer No 44654

SPRINKLE IP LAW GROUP
 1301 W. 25TH STREET
 SUITE 408
 AUSTIN TX 78705

MAINTENANCE FEE STATEMENT

The data shown below is from the records of the U.S. Patent and Trademark Office. If the maintenance fee and any necessary surcharge have been timely paid for the patent listed below, the notation "PAID" will appear in the "STAT" column.

If the statement of small entity status is defective the reason will be indicated below in the "Small Entity" status column. THE STATEMENT OF SMALL ENTITY STATUS WILL BE ENTERED UPON RECEIPT OF ACCEPTABLE CORRECTION.

PATENT NUMBER	FEE AMT	SUR CHARGE	U.S. APPLICATION NUMBER	PATENT ISSUE DATE	APPL. FILING DATE	PAYMENT YEAR	SMALL ENTITY?	STAT	ATTY DKT NUMBER
6,425,035	900	0	09/965,335	07/23/02	09/27/01	04	NO	PAID	CROSS1120-3

DIRECT ANY QUESTIONS ABOUT THIS NOTICE TO:
 Mail Stop M Correspondence
 Director of the U.S. Patent & Trademark Office
 P. O. BOX 1450
 Alexandria, VA 22313-1450



UNITED STATES PATENT AND TRADEMARK OFFICE

UNITED STATES DEPARTMENT OF COMMERCE
United States Patent and Trademark Office
Address: COMMISSIONER FOR PATENTS
P.O. Box 1450
Alexandria, Virginia 22313-1450
www.uspto.gov

APPLICATION NUMBER	FILING OR 371 (c) DATE	FIRST NAMED APPLICANT	ATTY. DOCKET NO./TITLE
09/965,335	09/27/2001	Geoffrey B. Hoese	CROSS1120-3

44654
SPRINKLE IP LAW GROUP
1301 W. 25TH STREET
SUITE 408
AUSTIN, TX 78705

CONFIRMATION NO. 3446



OC000000017470778

Date Mailed: 11/17/2005

NOTICE OF ACCEPTANCE OF POWER OF ATTORNEY

This is in response to the Power of Attorney filed 06/07/2005.

The Power of Attorney in this application is accepted. Correspondence in this application will be mailed to the above address as provided by 37 CFR 1.33.

RECEIVED By: JP

NOV 28 2005

Docketed By: JP
Date Docketed: 10/17/05
Attorney: _____
C/M No. _____

DAVID O LIPSCOMB
OIPE (703) 308-9010

ATTORNEY/APPLICANT COPY



UNITED STATES PATENT AND TRADEMARK OFFICE

UNITED STATES DEPARTMENT OF COMMERCE
United States Patent and Trademark Office
Address: COMMISSIONER FOR PATENTS
P.O. Box 1459
Alexandria, Virginia 22313-1450
www.uspto.gov

APPLICATION NUMBER	FILING OR 371 (c) DATE	FIRST NAMED APPLICANT	ATTY. DOCKET NO./TITLE
09/965,335	09/27/2001	Geoffrey B. Hoese	CROSS1120-3

25094
DLA PIPER RUDNICK GRAY CARY US, LLP
2000 University Avenue
E. Palo Alto, CA 94303-2248

CONFIRMATION NO. 3446



OC00000017470766

Date Mailed: 11/17/2005

NOTICE REGARDING CHANGE OF POWER OF ATTORNEY

This is in response to the Power of Attorney filed 06/07/2005.

- The Power of Attorney to you in this application has been revoked by the assignee who has intervened as provided by 37 CFR 3.71. Future correspondence will be mailed to the new address of record(37 CFR 1.33).



DAVID O LIPSCOMB
OIPE (703) 308-9010

NEW ATTORNEY/AGENT COPY

[Return To](#)

[USPTO Home Page](#)

[Finance Online Shopping Page](#)



**United States
Patent and
Trademark Office**

Maintenance Fee Statement

12/04/2009 10:08 AM EST

Patent Number: 6425035

Customer Number: 44654

SPRINKLE IP LAW GROUP
1301 W. 25TH STREET
SUITE 408
AUSTIN TX 78705

According to the records of the U.S. Patent and Trademark Office (USPTO), the maintenance fee and any necessary surcharge have been timely paid for the patent listed below. The "PYMT DATE" column indicates the payment date (i.e., the date the payment was filed).

The payment shown below is subject to actual collection. If the payment is refused or charged back by a financial institution, the payment will be void and the maintenance fee and any necessary surcharge unpaid.

Direct any questions about this statement to: Mail Stop M Correspondence, Director of the USPTO, P.O. Box 1450, Alexandria, VA 22313-1450.

PATENT NUMBER	FEE AMT	SUR-CHARGE	PYMT DATE	U.S. PATENT APPLICATION NUMBER	ISSUE DATE	APPL. FILING DATE	PAYMENT YEAR	SMALL ENTITY?	ATTY DKT NUMBER
6,425,035	\$2,480.00	\$0.00	12/04/09	09/965,335	07/23/02	09/27/01	08	NO	CROSS1120-3

[Click here to obtain your Maintenance Fee Statement as a PDF.](#)

Please note that in order to view your Maintenance Fee Statement as a PDF, you must have Adobe's Acrobat Reader installed. If you do not have it, download it for FREE!



[Pay Another](#)

[Need Help?](#) | [USPTO Home Page](#) | [Finance Online Shopping Page](#) | [Alerts Page](#)

Return To:

USPTO Home Page

Finance Online Shopping Page



**United States
Patent and
Trademark Office**

Maintenance Fee Statement

01/14/2014 02:29 PM EST

Patent Number: 6425035

Customer Number: 44654

Sprinkle IP Law Group
1301 W. 25th Street
Suite 408
Austin TX 78705

According to the records of the U.S. Patent and Trademark Office (USPTO), the maintenance fee and any necessary surcharge have been timely paid for the patent listed below. The "PYMT DATE" column indicates the payment date (i.e., the date the payment was filed).

The payment shown below is subject to actual collection. If the payment is refused or charged back by a financial institution, the payment will be void and the maintenance fee and any necessary surcharge unpaid.

Direct any questions about this statement to: Mail Stop M Correspondence, Director of the USPTO, P.O.Box 1450, Alexandria, VA 22313-1450.

PATENT NUMBER	FEE AMT	SUR-CHARGE	PYMT DATE	APPLICATION NUMBER	U.S. PATENT ISSUE DATE	APPL. FILING DATE	PAYMENT YEAR	ENTITY STATUS	ATTY DKT NUMBER
6425035	\$7,400.00	\$0.00	01/14/14	09965335	07/23/02	09/27/01	12	LARGE	CROSS1120-3

Click [here](#) to obtain your Maintenance Fee Statement as a PDF.

Please note that in order to view your Maintenance Fee Statement as a PDF, you must have Adobe's Acrobat Reader installed. If you do not have it, download it for FREE!



Pay Another

[Need Help?](#) | [USPTO Home Page](#) | [Finance Online Shopping Page](#) | [Alerts Page](#)



REEDFAX[®]
THE PATENT CONNECTION[®]

NOW THAT'S SERVICE!

The enclosed file history file(s) are stored in electronic form as an Image File Wrapper (IFW). Files that have been converted to the IFW format are only available from the USPTO in electronic form.

This electronic file is in chronological order. Patent references will have been removed if you requested your order with "no references". Please contact REEDFAX with any questions about your order.

Supplied by:

REEDFAX

7 Walnut Grove, Horsham, PA 19044-0962

Customer Service: 1-800-422-1337 or 215-441-4768

Fax: 1-800-421-5585 or 215-441-5463

www.reedfax.com
email@reedfax.com

**PUBLICATIONS WERE EXCLUDED
PER YOUR REQUEST**

**If you decide you need them, please call 1-800-422-1337
Or email customer service at email@reedfax.com**



US006425035C1

(12) **EX PARTE REEXAMINATION CERTIFICATE (5472nd)**
United States Patent
Hoese et al. (10) **Number: US 6,425,035 C1**
(45) **Certificate Issued: *Aug. 8, 2006**

- (54) **STORAGE ROUTER AND METHOD FOR PROVIDING VIRTUAL LOCAL STORAGE** 4,864,532 A 9/1989 Reeve et al.
4,947,367 A 8/1990 Chang et al.
5,072,378 A 12/1991 Manka
5,163,131 A 11/1992 Row et al.
5,239,632 A 8/1993 Lerner
5,239,643 A 8/1993 Blount et al.
- (75) Inventors: **Geoffrey H. Hoese**, Austin, TX (US);
Jeffrey T. Russell, Cibolo, TX (US)
- (73) Assignee: **Crossworlds Software**, Burlingame, CA (US)

(Continued)

FOREIGN PATENT DOCUMENTS

Reexamination Request:

No. 90/007,125, Jul. 19, 2004
No. 90/007,317, Nov. 23, 2004

EP	0810530 A2	12/1997
EP	0827059 A2	3/1998
GB	2296798 A	7/1996
GB	2297636 A	8/1996
GB	2341715	3/2000
JP	6301607	10/1994
JP	8-230895	9/1996
WO	WO 98/36357	8/1998
WO	WO 99/34297 A1	7/1999

Reexamination Certificate for:

Patent No.: **6,425,035**
Issued: **Jul. 23, 2002**
Appl. No.: **09/965,335**
Filed: **Sep. 27, 2001**

OTHER PUBLICATIONS

(*) Notice: This patent is subject to a terminal disclaimer.

Systems Architectures Using Fibre Channel, Roger Cummings, Twelfth IEE Symposium on Mass Storage Systems, copyright 1993 IEEE. pp. 251-256.*

Related U.S. Application Data

(Continued)

- (63) Continuation of application No. 09/354,682, filed on Jul. 15, 1999, now Pat. No. 6,421,753, which is a continuation of application No. 09/001,799, filed on Dec. 31, 1997, now Pat. No. 5,941,972.

Primary Examiner—Dov Popovici

- (51) **Int. Cl.**
G06F 13/00 (2006.01)

(57) **ABSTRACT**

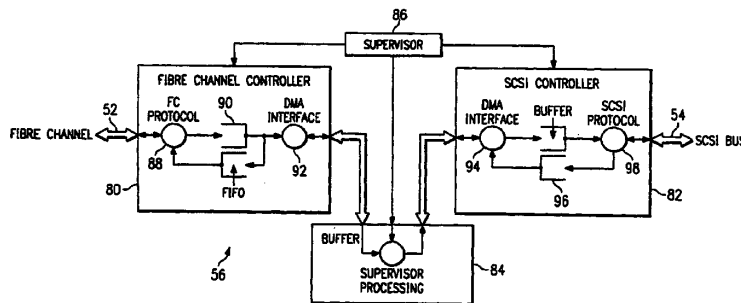
- (52) **U.S. Cl.** 710/315; 710/2; 710/8; 710/36; 710/105; 710/305; 710/308; 711/112
(58) **Field of Classification Search** 710/1-5; 710/8-13, 36-38, 105, 100, 101, 305-316; 711/100, 112, 113; 714/42
See application file for complete search history.

A storage router (56) and storage network (50) provide virtual local storage on remote SCSI storage devices (60, 62, 64) to Fiber Channel devices. A plurality of Fiber Channel devices, such as workstations (58), are connected to a Fiber Channel transport medium (52), and a plurality of SCSI storage devices (60, 62, 64) are connected to a SCSI bus transport medium (54). The storage router (56) interfaces between the Fibre Channel transport medium (52) and the SCSI bus transport medium (54). The storage router (56) maps between the workstations (58) and the SCSI storage devices (60, 62, 64) and implements access, controls for storage space on the SCSI storage devices (60, 62, 64). The storage router (56) then allows access from the workstations (58) to the SCSI storage devices (60, 62, 64) using native low level, block protocol in accordance with the mapping and the access controls.

(56) **References Cited**

U.S. PATENT DOCUMENTS

3,082,406 A	3/1963	Stevens
4,092,732 A	5/1978	Ouchi
4,695,948 A	9/1987	Blevins et al.
4,751,635 A	6/1988	Kret



US 6,425,035 C1

Page 2

U.S. PATENT DOCUMENTS

5,257,386 A 10/1993 Saito
 5,345,565 A * 9/1994 Jibbe et al. 710/316
 5,347,384 A 9/1994 McReynolds et al.
 5,394,526 A * 2/1995 Crouse et al. 709/219
 5,414,820 A 5/1995 McFarland et al.
 5,423,044 A 6/1995 Sutton et al.
 5,465,382 A 11/1995 Day, III et al.
 5,530,845 A 6/1996 Hiatt et al.
 5,535,352 A 7/1996 Bridges et al.
 5,581,714 A 12/1996 Amini et al.
 5,596,562 A 1/1997 Chen
 5,596,736 A 1/1997 Kerns
 5,598,541 A 1/1997 Malladi
 5,634,111 A * 5/1997 Oeda et al. 711/153
 5,680,556 A 10/1997 Begun et al.
 5,701,491 A 12/1997 Dunn et al.
 5,712,976 A 1/1998 Falcon et al.
 5,729,705 A 3/1998 Weber
 5,743,847 A 4/1998 Nakamura et al.
 5,751,975 A 5/1998 Gillespie et al.
 5,774,683 A 6/1998 Gulick
 5,845,107 A 12/1998 Fisch et al.
 5,857,080 A 1/1999 Jander et al.
 5,864,653 A 1/1999 Tavallaei et al.
 5,867,648 A 2/1999 Foth et al.
 5,884,027 A 3/1999 Garbus et al.
 5,913,045 A 6/1999 Gillespie et al.
 5,923,557 A 7/1999 Eidson
 5,941,969 A 8/1999 Ram et al.
 5,953,511 A 9/1999 Sescilia et al.
 5,959,994 A 9/1999 Boggs et al.
 5,974,530 A 10/1999 Young
 5,978,379 A 11/1999 Chan et al.
 5,991,797 A 11/1999 Futral et al.
 6,000,020 A 12/1999 Chin et al.
 6,021,451 A 2/2000 Bell et al.
 6,070,253 A 5/2000 Tavallaei et al.
 6,131,119 A 10/2000 Fukui
 6,134,617 A 10/2000 Weber
 6,141,737 A 10/2000 Krantz et al.
 6,145,006 A 11/2000 Vishlitsky et al.
 6,223,266 B1 4/2001 Sartore
 6,230,218 B1 5/2001 Casper et al.
 6,260,120 B1 7/2001 Blumenau et al.
 6,330,629 B1 12/2001 Kondo et al.
 6,363,462 B1 3/2002 Bergsten
 6,421,753 B1 7/2002 Hoese et al.
 6,425,035 B1 7/2002 Hoese et al.
 6,425,036 B1 7/2002 Hoese et al.
 6,484,245 B1 11/2002 Sanada et al.
 6,529,996 B1 3/2003 Nguyen et al.

OTHER PUBLICATIONS

Fibre Channel and ATM: The Physical Layers, Jerry Quam, WESCON/94, published Sep. 27–29, 1994. pp. 648–652.*
 Petal: Distributed Virtual Disks, Edward K. Lee and Chandramohan A. Thekkath, ACM SIGPLAN Notices, vol. 31, Issue 9, Sep. 1996, pp. 84–92.*
 Black Box, SCSI Fiberoptic Extender, Single-Ended, Product Insert, 2 pages, 1996.
 Burskey, Dave “New Serial I/Os Speed Storage Subsystems” Feb. 6, 1996.
 CRD–5500, Raid Disk Array Controller Product Insert, pp. 1–5.
 CRD–5500, SCSI Raid Controller OEM Manual, Rev. 1.3, Feb. 26, 1996, pp. 1–54.

Raidtec FibreArray and Raidtec FlexArray UltraRaid Systems, Windows IT PRO Article, Oct. 1997.
 DIGITAL Storage Works, HSZ70 Array Controller, HSOF Version 7.0 EK–HSZ70–CG. A01, Digital Equipment Corporation, Maynard, Massachusetts.
 DIGITAL StorageWorks, Using Your HSZ70 Array Controller in a SCSI Controller Shelf (DS–BA356–M Series), User’s Guide, pp. 1–1 through A–5 with index, Jan. 1998.
 DIGITAL StorageWorks HSZ270 Array Controller HSOF Version 7.0 EK–HSZ270–RM. A01. CLI Reference Manual.
 DIGITAL StorageWorks HSG80 Array Controller ACS Version 8.0 (User’s Guide) Jan. 1998.
 DIGITAL StorageWorks HSZ70 Array Controller HSOF Version 7.0 EK–HSZ70–SV. A01.
 Emerson, “Ancor Communications: Performance evaluation of switched fibre channel I/O system using—FCP for SCSI” Feb. 1995, IEEE, pp. 479–484.
 IBM Technical Publication: Magstar and IBM 3590 High Performance Tape Subsystem Technical Guide, Nov. 1996, pp. 1–269.
 Guide to Sharing and Partitioning IBM Tape Library Dataservers, Nov. 1996, IBM, International Technical Support Organization, San Jose Center.
 Misc. Reference Manual Pages, SunOS 5.09.
 Block-Based Distributed File Systems, Anthony J. McGregor, Jul. 1997.
 InfoServer 150VXT Photograph.
 Pictures of internal components of the InfoServer 150, taken from <http://bindarydinosaurs.couk/Museum/Digital/InfoServer/infoServer.php> in Nov. 2004.
 Simplest Migration to Fibre Channel Technology.
 Compaq Storageworks HSG80 Array Controller ACS Version 8.3 (Maintenance and Service Guide) Nov. 1998.
 Compaq Storageworks HSG80 Array Controller ACS Version 8.3 (Configuration and CLI Reference Guide) Nov. 1998.
 Office Action dated Jan. 21, 2003 for 10/174,720.
 Office Action dated Feb. 27, 2001 for 09/354,682.
 Office Action dated Aug. 11, 2000 for 09/354,682.
 Office Action dated Dec. 16, 1999 for 09/354,682.
 Office Action dated Nov. 6, 2002, for 10/023,786.
 Office Action dated Jan. 21, 2003 for 10/081,110.
 Office Action dated Jan. 27, 2005 in 10/658,163.
 Office Action in Ex Parte Reexamination 90/007,127, mailed Feb. 7, 2005.
 Office Action in Ex Parte Reexamination 90/007,126, mailed Feb. 7, 2005.
 Office Action in Ex Parte Reexamination 90/007,124, mailed Feb. 7, 2005.
 Office Action in Ex Parte Reexamination 90/007,123, mailed Feb. 7, 2005.
 European Office Action issued Apr. 1, 2004 in Application No. 98966104.6–2413.
 Defendant’s First Supplemental Trial Exhibit List, *Crossroads Systems, Inc., v. Chaparral Network Storage, Inc.*, C.A. No. A–00CA–217–SS (W.D. Tex. 2001), (CD–Rom).
 Defendant’s Third Supplemental Trial Exhibit List, *Crossroads Systems, Inc. v. Pathlight Technology, Inc.*, C.A. No. A–00CA–248–SS (W.D. Tex. 2001) (CD–Rom).
 Defendant’s Trial Exhibits, *Crossroads Systems, Inc. v. Pathlight Technology, Inc.*, C.A. No. A–00CA–248–SS (W.D. Tex. 2001), (CD–Rom).

US 6,425,035 C1

Page 3

Defendants' Trial Exhibits, *Crossroads Systems, Inc., v. Chaparral Network Storage, Inc.*, C.A. No. A-00CA-217-SS (W.D. Tex. 2001) (CD-Rom).

Defendant Chaparral Network Storage, Inc.'s First Supplemental Trial Exhibit List (D1 through D271) (CD-ROM Chaparral Exhibits ExList_Def), Sep. 2, 2001.

Defendant Pathlight Technology Inc.'s Third Supplemental Trial Exhibit List (CD-ROM Pathlight Exhibits ExList_Def).

Plaintiff's Fourth Amended Trial Exhibit List, *Crossroads Systems, Inc. v. Chaparral Network Storage, Inc.*, C.A. No. A-00CA-217-SS (W.D. Tex. 2001) (CD-Rom), Sep. 11, 2001.

Plaintiff's Revised Trial Exhibit List, *Crossroads Systems, Inc. v. Pathlight Technology, Inc.*, C.A. No. A-00CA-248-SS (W.D. Tex. 2001). (CD-Rom).

Plaintiff's Trial Exhibits, *Crossroads Systems, Inc. v. Chaparral Networks Storage, Inc.*, C.A. No. A-00CA-217-SS (W.D. Tex. 2001). (CD-Rom).

Plaintiff's Fourth Amended Trial Exhibit List (CD-ROM Chaparral Exhibits ExList_Plaintiff), Sep. 11, 2001.

Plaintiff's Revised Trial Exhibit List (CD-ROM Pathlight Exhibits ExList_Plaintiff).

Trail Transcripts, *Crossroads Systems, Inc. v. Chaparral Network Storage, Inc.*, C.A. No. A-00CA-217-SS (W.D. Tex. 2001) (CD-Rom).

Trail Transcripts, *Crossroads Systems, Inc. v. Pathlight Technology, Inc.*, C.A. No. A-00CA-248-SS (W.D. Tex. 2001). (CD-Rom).

Trial Exhibits and Transcripts, *Crossroads v. Chaparral*, Civil Action No. A-00CA-21755, W.D. Tex. 2000 (CD-Rom and hard copy printouts).

Snively, "Sun Microsystem Computer Corporation: Implementing a fibre optic channel SCSI transport" 1994 IEEE, Feb. 28, 1994, pp. 78-82.

Datasheet for CrossPoint 4100 Fibre Channel to SCSI Router (Dedek Ex 41 (ANCT 117-120)) (CD-ROM Chaparral Exhibits D012).

Symbios Logic—Software Interface Specification Series 3 SCSI RAID Controller Software Release 02.xx (Engelbrecht Ex 2 (LSI 1421-1658)) (CD-ROM Chaparral Exhibits D013), Dec. 3, 1997.

Press Release—Symbios Logic to Demonstrate Strong Support for Fibre Channel at Fall Comdex (Engelbrecht 12 (LSI 2785-86)) (CD-ROM Chaparral Exhibits D016), Nov. 13, 1996.

OEM Datasheet on the 3701 Controller (Engelbrecht 13 (LSI 01837-38)) (CD-ROM Chaparral Exhibits D017), Jun. 17, 1995.

Nondisclosure Agreement Between Adaptec and Crossroads Dated Oct. 17, 1996 (Quisenberry Ex 25 (CRDS 8196)) (CD-ROM Chaparral Exhibits D020).

Organizational Presentation on the External Storage Group (Lavan Ex 1 (CNS 182242-255)) (CD-ROM Chaparral Exhibits D021), Apr. 11, 1996.

Bridge. C, Bridge Between SCSI-2 and SCSI-3 FCP (Fibre Channel Protocol) (CD-ROM Chaparral Exhibits P214).

Bridge Phase II Architecture Presentation (Lavan Ex 2 (CNS 182287-295)) (CD-ROM Chaparral Exhibits D022), Apr. 12, 1996.

Attendees/Action Items from Apr. 12, 1996 Meeting at BTC (Lavan Ex 3 (CNS 182241)) (CD-ROM Chaparral Exhibits D023), Apr. 12, 1996.

Brooklyn Hardware Engineering Requirements Documents, Revision 1.4 (Lavan Ex 4 (CNS 178188-211)) (CD-ROM Chaparral Exhibits D024) by Pecone, May 26, 1996.

Brooklyn Single-Ended SCSI RAID Bridge Controller Hardware OEM Manual, Revision 2.1 (Lavan Ex 5 (CNS 177169-191)) (CD-ROM Chaparral Exhibits D025), Mar. 21, 1996.

Coronado Hardware Engineering Requirements Document, Revision 0.0 (Lavan Ex 7 (CNS 176917-932)). (CD-ROM Chaparral Exhibits D027) by O'Dell, Sep. 30, 1996.

ESS/FPG Organization (Lavan Ex 8 (CNS 178639-652)) (CD-ROM Chaparral Exhibits D028), Dec. 6, 1996.

Adaptec MCS ESS Presents: Intelligent External I/O RAID Controllers "Bridge" Strategy (Lavan Ex 9 (CNS 178606-638)). (CD-ROM Chaparral Exhibits D029), Feb. 6, 1996.

AEC-7313 Fibre Channel Daughter Board (for Brooklyn) Engineering Specification, Revision 1.0 (Lavan Ex 10 (CNS 176830-850)) (CD-ROM Chaparral Exhibits D030), Feb. 27, 1997.

Bill of Material (Lavan Ex 14 (CNS 177211-214)) (CD-ROM Chaparral Exhibits D034), Jul. 24, 1997.

AEC-. 4412B, AEC-7412/B2 External RAID Controller Hardware OEM Manual, Revision 2.0 (Lavan Ex 15 (CNS 177082-123)) (CD-ROM Chaparral Exhibits D035), Jun. 27, 1997.

Coronado II, AEC-7312A Fibre Channel Daughter (for Brooklyn) Hardware Specification, Revision 1.2 (Lavan Ex 16 (CNS 177192-210)) (CD-ROM Chaparral Exhibits D037) by Tom Yang, Jul. 18, 1997.

AEC-4412B, AEC7412/3B External RAID Controller Hardware OEM Manual, Revision 3.0. (Lavan Ex 17 (CNS 177124-165)) (CD-ROM Chaparral Exhibits D036), Aug. 25, 1997.

Memo Dated Aug. 15, 1997 to AEC-7312A Evaluation Unit Customers re: B001 Release Notes (Lavan Ex 18 (CNS 182878-879)) (CD-ROM Chaparral Exhibits D038), Aug. 15, 1997.

Brooklyn Main Board (AES-0302) MES Schedule (Lavan Ex 19 (CNS 177759-763)) (CD-ROM Chaparral Exhibits D039), Feb. 11, 1997.

News Release—Adaptec Adds Fibre Channel Option to its External RAID Controller Family (Lavan Ex 20 (CNS 182932-934)) (CD-ROM Chaparral Exhibits D040), May 6, 1997.

AEC-4412B/7412B User's Guide, Rev. A (Lavan Ex 21) (CD-ROM Chaparral Exhibits D041), Jun. 19, 1995.

Data Book—AIC-7895 PCI Bus Master Single Chip SCSI Host Adapter (Davies Ex 1 (CNS 182944-64)) (CD-ROM Chaparral Exhibits D046), May 21, 1996.

Data Book—AIC-1160 Fibre Channel Host Adapter ASIC (Davies Ex 2 (CNS 181800-825)) (CD-ROM Chaparral Exhibits D047), Jun. 18, 1995.

Viking RAID Software (Davies Ex 3 (CNS 180969-181026)) (CD-ROM Chaparral Exhibits D048), Jun. 18, 1995.

Header File with Structure Definitions (Davies Ex 4 (CNS 180009-018)) (CD-ROM Chaparral Exhibits D049), Aug. 8, 1996.

C++ SourceCode for the SCSI Command Handler (Davies Ex 5 (CNS 179136-168)) (CD-ROM Chaparral Exhibits D050), Aug. 8, 1996.

Header File Data Structure (Davies Ex 6 (CNS 179997-180008)) (CD-ROM Chaparral Exhibits D051), Jan. 2, 1997.

SCSI Command Handler (Davies Ex 7 (CNS 179676-719)) (CD-ROM Chaparral Exhibits D052), Jan. 2, 1997.

US 6,425,035 C1

Page 4

Coronado: Fibre Channel to SCSI Intelligent RAID Controller Product Brief (Kalwitz Ex I (CNS 182804-805)) (CD-ROM Chaparral Exhibits D053).

Bill of Material (Kalwitz Ex 2 (CNS 181632-633)) (CD-ROM Chaparral Exhibits D054), Mar. 17, 1997.

Emails Dated Jan. 13-Mar. 31, 1997 from P. Collins to Moore: Status Reports (Kalwitz Ex 3 (CNS 182501-511)) (CD-ROM Chaparral Exhibits D055).

Hardware Schematics for the Fibre Channel Daughtercard Coronado (Kalwitz Ex 4 (CNS 181639-648)) (CD-ROM Chaparral Exhibits D056).

Adaptec Schematics re AAC-340 (Kalwitz Ex 14 CNS 177215-251)) (CD-ROM Chaparral Exhibits D057).

Bridge Product Line Review (Manzanares Ex 3 (CNS 177307-336)) (CD-ROM Chaparral Exhibits D058).

AEC Bridge Series Products-Adaptec External Controller RAID Products Pre-Release Draft, v.6 (Manzanares Ex 4 (CNS 174632-653)). (CD-ROM Chaparral Exhibits D059), Oct. 28, 1997.

Hewlett-Packard Roseville Site Property Pass for Brian Smith (Dunning Ex 14 (HP 489) (CD-ROM Chaparral Exhibits D078), Nov. 7, 1996.

Distribution Agreement Between Hewlett-Packard and Crossroads (Dunning Ex 15 (HP 326-33) (CD-ROM Chaparral Exhibits D079).

HPFC-5000 Tachyon User's Manual, First Edition (PTI 17249-839) (CD-ROM Chaparral Exhibits D084), May 1, 1996.

X3T10 994D-(Draft) Information Technology: SCSI-3 Architecture Model, Rev. 1.8 (PTI 165977) (CD-ROM Chaparral Exhibits D087).

X3T10 Project 1047D: Information Technology-SCSI-3 Controller Commands (SCC), Rev. 6c (PTI 166400-546) (CD-ROM Chaparral Exhibits D088), Sep. 3, 1996.

X3T10 995D-(Draft) SCSI-3 Primary Commands, Rev. 11 (Wanamaker Ex 5 (PTI 166050-229)) (CD-ROM Chaparral Exhibits D089), Nov. 13, 1996.

VBAR Volume Backup and Restore (CRDS 12200-202) (CD-ROM Chaparral Exhibits D099).

Preliminary Product Literature for Infinity Commstor's Fibre Channel to SCSI Protocol Bridge (Smith Ex 11; Quisenberry Ex 31 (SPLO 428-30) (CD-ROM Chaparral Exhibits D143), Aug. 19, 1996.

Letter dated Jul. 12, 1996 from J. Boykin to B. Smith re: Purchase Order for Evaluation Units from Crossroads (Smith Ex 24) CRDS 8556-57) (CD-ROM Chaparral Exhibits D144), Jul. 12, 1996.

CrossPoint 4100 Fibre Channel to SCSI Router Preliminary Datasheet (Hulsey Ex 9 (CRDS 16129-130)) (CD-ROM Chaparral Exhibits D145), Nov. 1, 1996.

CrossPoint 4400 Fibre Channel to SCSI Router Preliminary Datasheet (Bardach Ex. 9, Quisenberry Ex 33 (CRDS 25606-607)) (CD-ROM Chaparral Exhibits D153), Nov. 1, 1996.

Fax Dated Jul. 22, 1996 from L. Petti to B. Smith re: Purchase Order from Data General for FC2S Fibre to Channel SCSI Protocol Bridge Model 11 (Smith Ex 25; Quisenberry Ex 23; Bardach Ex 11 (CRDS 8552-55; 8558) (CD-ROM Chaparral Exhibits D155).

Email Dated Dec. 20, 1996 from J. Boykin to B. Smith re: Purchase Order for Betas in Feb. and Mar. (Hoese Ex 16, Quisenberry Ex 25; Bardach Ex 12 (CRDS 13644-650) (CD-ROM Chaparral Exhibits D156).

Infinity Commstor Fibre Channel Demo for Fall Comdex, 1996 (Hoese Ex 15, Bardach Ex 13 (CRDS 27415) (CD-ROM Chaparral Exhibits D157).

Fax Dated Dec. 19, 1996 from B. Bardach to T. Rarich re: Purchase Order Information (Bardach Ex. 14; Smith Ex 16 (CRDS 4460)) (CD-ROM Chaparral Exhibits D158).

Miscellaneous Documents Regarding Comdex (Quisenberry Ex 2 (CRDS 27415-465)) (CD-ROM Chaparral Exhibits D165).

CrossPoint 4100 Fibre Channel to SCSI Router Preliminary Datasheet (Quisenberry) Ex 3 (CRDS 4933-34) (CD-ROM Chaparral Exhibits D166) (CD-ROM Chaparral Exhibits D166).

CrossPoint 4400 Fibre to Channel to SCSI Router Preliminary Datasheet; Crossroads Company and Product Overview (Quisenberry Ex 4 (CRDS 25606; 16136)) (CD-ROM Chaparral Exhibits D167).

Crossroads Purchase Order Log (Quisenberry Ex 9 (CRDS 14061-062)) (CD-ROM Chaparral Exhibits D172).

RAID Manager 5 with RDAC 5 for UNIX V.4 User's Guide (LSI-01854) (CD-ROM Chaparral Exhibits P062), Sep. 1, 1996.

Letter dated May 12, 1997 from Alan G. Leal to Barbara Bardach enclosing the original OEM License and Purchase Agreement between Hewlett-Packard Company and Crossroads Systems, Inc. (CRDS 02057) (CD-ROM Chaparral Exhibits P130).

CR4x00 Product Specification (CRDS 43929) (CD-ROM Chaparral Exhibits P267), Jun. 1, 1998.

Symbios Logic-Hardware Functional Specification for the Symbios Logic Series 3 Fibre Channel Disk Array Controller Model 3701 (Engelbrecht Ex 3 (LSI-1659-1733) (CD-ROM Pathlight Exhibits D074).

Report of the Working Group on Storage I/O for Large Scale Computing; Department of Computer Science Duke University: CS-1996-21 (PTI 173330-347). (CD-ROM Pathlight Exhibits D098).

Brian Allison's 1999 Third Quarter Sales Plan (PDX 38) (CNS 022120-132)) (CD-ROM Pathlight Exhibits D201), Jun. 5, 2001.

Brooklyn SCSI-SCSI Intelligent External RAID Bridge Definition Phase External Documentation (CD-ROM Pathlight Exhibits D129).

"InfoServer 100 System Operations Guide", First Edition, Digital Equipment Corporation, 1990.

S.P. Joshi, "Ethernet controller chip interfaces with variety of 16-bit processors," Electronic Design, Hayden Publishing Co., Inc., Rochelle Park, NJ, Oct. 14, 1982, pp 193-200.

"DP5380 Asynchronous SCSI Interface", National Semiconductor Corporation, Arlington, TX, May 1989, pp. 1-32.

Johnson, D.B., et al., "The Peregrine High Performance RPC System", Software-Practice & Experience, 23(2):201-221, Feb. 1993.

"InfoServer 150-Installation and Owner's Guide", EK-IN-FSV-OM-001, Digital Equipment Corporation, Maynard, Massachusetts 1991, Chapters 1 and 2.

Pictures of internal components of the InfoServer 150, taken from <http://www.binarydinosaurs.couk/Museum/Digital/infoserver/infoserver.php> in Nov. 2004.

* cited by examiner

US 6,425,035 C1

1
EX PARTE
REEXAMINATION CERTIFICATE
ISSUED UNDER 35 U.S.C. 307

NO AMENDMENTS HAVE BEEN MADE TO
THE PATENT

2
AS A RESULT OF REEXAMINATION, IT HAS BEEN
DETERMINED THAT:

5 The patentability of claims 1-14 is confirmed.

* * * * *



US006425035C1

(12) **EX PARTE REEXAMINATION CERTIFICATE (5472nd)**
United States Patent
Hoese et al. (10) **Number: US 6,425,035 C1**
(45) **Certificate Issued: *Aug. 8, 2006**

- (54) **STORAGE ROUTER AND METHOD FOR PROVIDING VIRTUAL LOCAL STORAGE** 4,864,532 A 9/1989 Reeve et al.
4,947,367 A 8/1990 Chang et al.
5,072,378 A 12/1991 Manka
5,163,131 A 11/1992 Row et al.
5,239,632 A 8/1993 Lerner
5,239,643 A 8/1993 Blount et al.
- (75) Inventors: **Geoffrey H. Hoese**, Austin, TX (US);
Jeffrey T. Russell, Cibolo, TX (US)
- (73) Assignee: **Crossworlds Software**, Burlingame, CA (US)

(Continued)

FOREIGN PATENT DOCUMENTS

Reexamination Request:
No. 90/007,125, Jul. 19, 2004
No. 90/007,317, Nov. 23, 2004

- EP 0810530 A2 12/1997
EP 0827059 A2 3/1998
GB 2296798 A 7/1996
GB 2297636 A 8/1996
GB 2341715 3/2000
JP 6301607 10/1994
JP 8-230895 9/1996
WO WO 98/36357 8/1998
WO WO 99/34297 A1 7/1999

Reexamination Certificate for:
Patent No.: **6,425,035**
Issued: **Jul. 23, 2002**
Appl. No.: **09/965,335**
Filed: **Sep. 27, 2001**

OTHER PUBLICATIONS

(*) Notice: This patent is subject to a terminal disclaimer.

Systems Architectures Using Fibre Channel, Roger Cummings, Twelfth IEE Symposium on Mass Storage Systems, copyright 1993 IEEE. pp. 251-256.*

Related U.S. Application Data

(Continued)

(63) Continuation of application No. 09/354,682, filed on Jul. 15, 1999, now Pat. No. 6,421,753, which is a continuation of application No. 09/001,799, filed on Dec. 31, 1997, now Pat. No. 5,941,972.

Primary Examiner—Dov Popovici

(51) **Int. Cl.**
G06F 13/00 (2006.01)

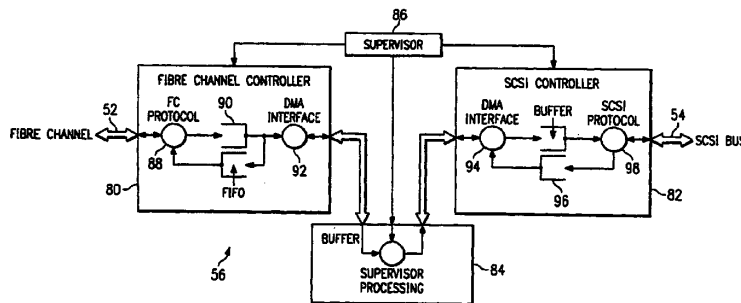
(57) **ABSTRACT**

(52) **U.S. Cl.** 710/315; 710/2; 710/8; 710/36; 710/105; 710/305; 710/308; 711/112
(58) **Field of Classification Search** 710/1-5, 710/8-13, 36-38, 105, 100, 101, 305-316; 711/100, 112, 113; 714/42
See application file for complete search history.

A storage router (56) and storage network (50) provide virtual local storage on remote SCSI storage devices (60, 62, 64) to Fiber Channel devices. A plurality of Fiber Channel devices, such as workstations (58), are connected to a Fiber Channel transport medium (52), and a plurality of SCSI storage devices (60, 62, 64) are connected to a SCSI bus transport medium (54). The storage router (56) interfaces between the Fibre Channel transport medium (52) and the SCSI bus transport medium (54). The storage router (56) maps between the workstations (58) and the SCSI storage devices (60, 62, 64) and implements access, controls for storage space on the SCSI storage devices (60, 62, 64). The storage router (56) then allows access from the workstations (58) to the SCSI storage devices (60, 62, 64) using native low level, block protocol in accordance with the mapping and the access controls.

(56) **References Cited**
U.S. PATENT DOCUMENTS

- 3,082,406 A 3/1963 Stevens
4,092,732 A 5/1978 Ouchi
4,695,948 A 9/1987 Blevins et al.
4,751,635 A 6/1988 Kret



US 6,425,035 C1

Page 2

U.S. PATENT DOCUMENTS

5,257,386	A	10/1993	Saito	
5,345,565	A *	9/1994	Jibbe et al.	710/316
5,347,384	A	9/1994	McReynolds et al.	
5,394,526	A *	2/1995	Crouse et al.	709/219
5,414,820	A	5/1995	McFarland et al.	
5,423,044	A	6/1995	Sutton et al.	
5,465,382	A	11/1995	Day, III et al.	
5,530,845	A	6/1996	Hiatt et al.	
5,535,352	A	7/1996	Bridges et al.	
5,581,714	A	12/1996	Amini et al.	
5,596,562	A	1/1997	Chen	
5,596,736	A	1/1997	Kerns	
5,598,541	A	1/1997	Malladi	
5,634,111	A *	5/1997	Oeda et al.	711/153
5,680,556	A	10/1997	Begun et al.	
5,701,491	A	12/1997	Dunn et al.	
5,712,976	A	1/1998	Falcon et al.	
5,729,705	A	3/1998	Weber	
5,743,847	A	4/1998	Nakamura et al.	
5,751,975	A	5/1998	Gillespie et al.	
5,774,683	A	6/1998	Gulick	
5,845,107	A	12/1998	Fisch et al.	
5,857,080	A	1/1999	Jander et al.	
5,864,653	A	1/1999	Tavallaei et al.	
5,867,648	A	2/1999	Foth et al.	
5,884,027	A	3/1999	Garbus et al.	
5,913,045	A	6/1999	Gillespie et al.	
5,923,557	A	7/1999	Eidson	
5,941,969	A	8/1999	Ram et al.	
5,953,511	A	9/1999	Sescilia et al.	
5,959,994	A	9/1999	Boggs et al.	
5,974,530	A	10/1999	Young	
5,978,379	A	11/1999	Chan et al.	
5,991,797	A	11/1999	Futral et al.	
6,000,020	A	12/1999	Chin et al.	
6,021,451	A	2/2000	Bell et al.	
6,070,253	A	5/2000	Tavallaei et al.	
6,131,119	A	10/2000	Fukui	
6,134,617	A	10/2000	Weber	
6,141,737	A	10/2000	Krantz et al.	
6,145,006	A	11/2000	Vishlitsky et al.	
6,223,266	B1	4/2001	Sartore	
6,230,218	B1	5/2001	Casper et al.	
6,260,120	B1	7/2001	Blumenau et al.	
6,330,629	B1	12/2001	Kondo et al.	
6,363,462	B1	3/2002	Bergsten	
6,421,753	B1	7/2002	Hoese et al.	
6,425,035	B1	7/2002	Hoese et al.	
6,425,036	B1	7/2002	Hoese et al.	
6,484,245	B1	11/2002	Sanada et al.	
6,529,996	B1	3/2003	Nguyen et al.	

OTHER PUBLICATIONS

Fibre Channel and ATM: The Physical Layers, Jerry Quam, WESCON/94, published Sep. 27–29, 1994. pp. 648–652.*

Petal: Distributed Virtual Disks, Edward K. Lee and Chandramohan A. Thekkath, ACM SIGPLAN Notices, vol. 31, Issue 9, Sep. 1996, pp. 84–92.*

Black Box, SCSI Fiberoptic Extender, Single-Ended, Product Insert, 2 pages, 1996.

Burskey, Dave “New Serial I/Os Speed Storage Subsystems” Feb. 6, 1996.

CRD–5500, Raid Disk Array Controller Product Insert, pp. 1–5.

CRD–5500, SCSI Raid Controller OEM Manual, Rev. 1.3, Feb. 26, 1996, pp. 1–54.

Raidtec FibreArray and Raidtec FlexArray UltraRaid Systems, Windows IT PRO Article, Oct. 1997.

DIGITAL Storage Works, HSZ70 Array Controller, HSOF Version 7.0 EK–HSZ70–CG. A01, Digital Equipment Corporation, Maynard, Massachusetts.

DIGITAL StorageWorks, Using Your HSZ70 Array Controller in a SCSI Controller Shelf (DS–BA356–M Series), User’s Guide, pp. 1–1 through A–5 with index, Jan. 1998.

DIGITAL StorageWorks HSZ270 Array Controller HSOF Version 7.0 EK–HSZ270–RM. A01. CLI Reference Manual.

DIGITAL StorageWorks HSG80 Array Controller ACS Version 8.0 (User’s Guide) Jan. 1998.

DIGITAL StorageWorks HSZ70 Array Controller HSOF Version 7.0 EK–HSZ70–SV. A01.

Emerson, “Ancor Communications: Performance evaluation of switched fibre channel I/O system using—FCP for SCSI” Feb. 1995, IEEE, pp. 479–484.

IBM Technical Publication: Magstar and IBM 3590 High Performance Tape Subsystem Technical Guide, Nov. 1996, pp. 1–269.

Guide to Sharing and Partitioning IBM Tape Library Dataservers, Nov. 1996, IBM, International Technical Support Organization, San Jose Center.

Misc. Reference Manual Pages, SunOS 5.09.

Block-Based Distributed File Systems, Anthony J. McGregor, Jul. 1997.

InfoServer 150VXT Photograph.

Pictures of internal components of the InfoServer 150, taken from <http://bindarydinosaurs.couk/Museum/Digital/Infoserver/infoserver.php> in Nov. 2004.

Simplest Migration to Fibre Channel Technology.

Compaq Storageworks HSG80 Array Controller ACS Version 8.3 (Maintenance and Service Guide) Nov. 1998.

Compaq Storageworks HSG80 Array Controller ACS Version 8.3 (Configuration and CLI Reference Guide) Nov. 1998.

Office Action dated Jan. 21, 2003 for 10/174,720.

Office Action dated Feb. 27, 2001 for 09/354,682.

Office Action dated Aug. 11, 2000 for 09/354,682.

Office Action dated Dec. 16, 1999 for 09/354,682.

Office Action dated Nov. 6, 2002, for 10/023,786.

Office Action dated Jan. 21, 2003 for 10/081,110.

Office Action dated Jan. 27, 2005 in 10/658,163.

Office Action in Ex Parte Reexamination 90/007,127, mailed Feb. 7, 2005.

Office Action in Ex Parte Reexamination 90/007,126, mailed Feb. 7, 2005.

Office Action in Ex Parte Reexamination 90/007,124, mailed Feb. 7, 2005.

Office Action in Ex Parte Reexamination 90/007,123, mailed Feb. 7, 2005.

European Office Action issued Apr. 1, 2004 in Application No. 98966104.6–2413.

Defendant’s First Supplemental Trial Exhibit List, *Crossroads Systems, Inc., v. Chaparral Network Storage, Inc.*, C.A. No. A–00CA–217–SS (W.D. Tex. 2001), (CD–Rom).

Defendant’s Third Supplemental Trial Exhibit List, *Crossroads Systems, Inc. v. Pathlight Technology, Inc.*, C.A. No. A–00CA–248–SS (W.D. Tex. 2001) (CD–Rom).

Defendant’s Trial Exhibits, *Crossroads Systems, Inc. v. Pathlight Technology, Inc.*, C.A. No. A–00CA–248–SS (W.D. Tex. 2001), (CD–Rom).

US 6,425,035 C1

Page 3

Defendants' Trial Exhibits, *Crossroads Systems, Inc., v. Chaparral Network Storage, Inc.*, C.A. No. A-00CA-217-SS (W.D. Tex. 2001) (CD-Rom).

Defendant Chaparral Network Storage, Inc.'s First Supplemental Trial Exhibit List (D1 through D271) (CD-ROM Chaparral Exhibits ExList_Def), Sep. 2, 2001.

Defendant Pathlight Technology Inc.'s Third Supplemental Trial Exhibit List (CD-ROM Pathlight Exhibits ExList_Def).

Plaintiff's Fourth Amended Trial Exhibit List, *Crossroads Systems, Inc. v. Chaparral Network Storage, Inc.*, C.A. No. A-00CA-217-SS (W.D. Tex. 2001) (CD-Rom), Sep. 11, 2001.

Plaintiff's Revised Trial Exhibit List, *Crossroads Systems, Inc. v. Pathlight Technology, Inc.*, C.A. No. A-00CA-248-SS (W.D. Tex. 2001). (CD-Rom).

Plaintiff's Trial Exhibits, *Crossroads Systems, Inc. v. Chaparral Networks Storage, Inc.*, C.A. No. A-00CA-217-SS (W.D. Tex. 2001). (CD-Rom).

Plaintiff's Fourth Amended Trial Exhibit List (CD-ROM Chaparral Exhibits ExList_Plaintiff), Sep. 11, 2001.

Plaintiff's Revised Trial Exhibit List (CD-ROM Pathlight Exhibits ExList_Plaintiff).

Trail Transcripts, *Crossroads Systems, Inc. v. Chaparral Network Storage, Inc.*, C.A. No. A-00CA-217-SS (W.D. Tex. 2001) (CD-Rom).

Trail Transcripts, *Crossroads Systems, Inc. v. Pathlight Technology, Inc.*, C.A. No. A-00CA-248-SS (W.D. Tex. 2001). (CD-Rom).

Trial Exhibits and Transcripts, *Crossroads v. Chaparral*, Civil Action No. A-00CA-21755, W.D. Tex. 2000 (CD-Rom and hard copy printouts).

Snively, "Sun Microsystem Computer Corporation: Implementing a fibre optic channel SCSI transport" 1994 IEEE, Feb. 28, 1994, pp. 78-82.

Datasheet for CrossPoint 4100 Fibre Channel to SCSI Router (Dedek Ex 41 (ANCT 117-120)) (CD-ROM Chaparral Exhibits D012).

Symbios Logic—Software Interface Specification Series 3 SCSI RAID Controller Software Release 02.xx (Engelbrecht Ex 2 (LSI 1421-1658)) (CD-ROM Chaparral Exhibits D013), Dec. 3, 1997.

Press Release—Symbios Logic to Demonstrate Strong Support for Fibre Channel at Fall Comdex (Engelbrecht 12 (LSI 2785-86)) (CD-ROM Chaparral Exhibits D016), Nov. 13, 1996.

OEM Datasheet on the 3701 Controller (Engelbrecht 13 (LSI 01837-38)) (CD-ROM Chaparral Exhibits D017), Jun. 17, 1995.

Nondisclosure Agreement Between Adaptec and Crossroads Dated Oct. 17, 1996 (Quisenberry Ex 25 (CRDS 8196)) (CD-ROM Chaparral Exhibits D020).

Organizational Presentation on the External Storage Group (Lavan Ex 1 (CNS 182242-255)) (CD-ROM Chaparral Exhibits D021), Apr. 11, 1996.

Bridge, C, Bridge Between SCSI-2 and SCSI-3 FCP (Fibre Channel Protocol) (CD-ROM Chaparral Exhibits P214).

Bridge Phase II Architecture Presentation (Lavan Ex 2 (CNS 182287-295)) (CD-ROM Chaparral Exhibits D022), Apr. 12, 1996.

Attendees/Action Items from Apr. 12, 1996 Meeting at BTC (Lavan Ex 3 (CNS 182241)) (CD-ROM Chaparral Exhibits D023), Apr. 12, 1996.

Brooklyn Hardware Engineering Requirements Documents, Revision 1.4 (Lavan Ex 4 (CNS 178188-211)) (CD-ROM Chaparral Exhibits D024) by Pecone, May 26, 1996.

Brooklyn Single-Ended SCSI RAID Bridge Controller Hardware OEM Manual, Revision 2.1 (Lavan Ex 5 (CNS 177169-191)) (CD-ROM Chaparral Exhibits D025), Mar. 21, 1996.

Coronado Hardware Engineering Requirements Document, Revision 0.0 (Lavan Ex 7 (CNS 176917-932)). (CD-ROM Chaparral Exhibits D027) by O'Dell, Sep. 30, 1996.

ESS/FPG Organization (Lavan Ex 8 (CNS 178639-652)) (CD-ROM Chaparral Exhibits D028), Dec. 6, 1996.

Adaptec MCS ESS Presents: Intelligent External I/O RAID Controllers "Bridge" Strategy (Lavan Ex 9 (CNS 178606-638)). (CD-ROM Chaparral Exhibits D029), Feb. 6, 1996.

AEC-7313 Fibre Channel Daughter Board (for Brooklyn) Engineering Specification, Revision 1.0 (Lavan Ex 10 (CNS 176830-850)) (CD-ROM Chaparral Exhibits D030), Feb. 27, 1997.

Bill of Material (Lavan Ex 14 (CNS 177211-214)) (CD-ROM Chaparral Exhibits D034), Jul. 24, 1997.

AEC-. 4412B, AEC-7412/B2 External RAID Controller Hardware OEM Manual, Revision 2.0 (Lavan Ex 15 (CNS 177082-123)) (CD-ROM Chaparral Exhibits D035), Jun. 27, 1997.

Coronado II, AEC-7312A Fibre Channel Daughter (for Brooklyn) Hardware Specification, Revision 1.2 (Lavan Ex 16 (CNS 177192-210)) (CD-ROM Chaparral Exhibits D037) by Tom Yang, Jul. 18, 1997.

AEC-4412B, AEC7412/3B External RAID Controller Hardware OEM Manual, Revision 3.0. (Lavan Ex 17 (CNS 177124-165)) (CD-ROM Chaparral Exhibits D036), Aug. 25, 1997.

Memo Dated Aug. 15, 1997 to AEC-7312A Evaluation Unit Customers re: B001 Release Notes (Lavan Ex 18 (CNS 182878-879)) (CD-ROM Chaparral Exhibits D038), Aug. 15, 1997.

Brooklyn Main Board (AES-0302) MES Schedule (Lavan Ex 19 (CNS 177759-763)) (CD-ROM Chaparral Exhibits D039), Feb. 11, 1997.

News Release—Adaptec Adds Fibre Channel Option to its External RAID Controller Family (Lavan Ex 20 (CNS 182932-934)) (CD-ROM Chaparral Exhibits D040), May 6, 1997.

AEC-4412B/7412B User's Guide, Rev. A (Lavan Ex 21) (CD-ROM Chaparral Exhibits D041), Jun. 19, 1995.

Data Book—AIC-7895 PCI Bus Master Single Chip SCSI Host Adapter (Davies Ex 1 (CNS 182944-64)) (CD-ROM Chaparral Exhibits D046), May 21, 1996.

Data Book—AIC-1160 Fibre Channel Host Adapter ASIC (Davies Ex 2 (CNS 181800-825)) (CD-ROM Chaparral Exhibits D047), Jun. 18, 1995.

Viking RAID Software (Davies Ex 3 (CNS 180969-181026)) (CD-ROM Chaparral Exhibits D048), Jun. 18, 1995.

Header File with Structure Definitions (Davies Ex 4 (CNS 180009-018)) (CD-ROM Chaparral Exhibits D049), Aug. 8, 1996.

C++ SourceCode for the SCSI Command Handler (Davies Ex 5 (CNS 179136-168)) (CD-ROM Chaparral Exhibits D050), Aug. 8, 1996.

Header File Data Structure (Davies Ex 6 (CNS 179997-180008)) (CD-ROM Chaparral Exhibits D051), Jan. 2, 1997.

SCSI Command Handler (Davies Ex 7 (CNS 179676-719)) (CD-ROM Chaparral Exhibits D052), Jan. 2, 1997.

US 6,425,035 C1

Page 4

Coronado: Fibre Channel to SCSI Intelligent RAID Controller Product Brief (Kalwitz Ex I (CNS 182804–805)) (CD-ROM Chaparral Exhibits D053).

Bill of Material (Kalwitz Ex 2 (CNS 181632–633)) (CD-ROM Chaparral Exhibits D054), Mar. 17, 1997.

Emails Dated Jan. 13–Mar. 31, 1997 from P. Collins to Moore: Status Reports (Kalwitz Ex 3 (CNS 182501–511)) (CD-ROM Chaparral Exhibits D055).

Hardware Schematics for the Fibre Channel Daughtercard Coronado (Kalwitz Ex 4 (CNS 181639–648)) (CD-ROM Chaparral Exhibits D056).

Adaptec Schematics re AAC-340 (Kalwitz Ex 14 CNS 177215–251)) (CD-ROM Chaparral Exhibits D057).

Bridge Product Line Review (Manzanares Ex 3 (CNS 177307–336)) (CD-ROM Chaparral Exhibits D058).

AEC Bridge Series Products—Adaptec External Controller RAID Products Pre-Release Draft, v.6 (Manzanares Ex 4 (CNS 174632–653)). (CD-ROM Chaparral Exhibits D059), Oct. 28, 1997.

Hewlett-Packard Roseville Site Property Pass for Brian Smith (Dunning Ex 14 (HP 489) (CD-ROM Chaparral Exhibits D078), Nov. 7, 1996.

Distribution Agreement Between Hewlett-Packard and Crossroads (Dunning Ex 15 (HP 326–33) (CD-ROM Chaparral Exhibits D079).

HPFC-5000 Tachyon User's Manuel, First Edition (PTI 17249–839) (CD-ROM Chaparral Exhibits D084), May 1, 1996.

X3T10 994D—(Draft) Information Technology: SCSI-3 Architecture Model, Rev. 1.8 (PTI 165977) (CD-ROM Chaparral Exhibits D087).

X3T10 Project 1047D: Information Technology—SCSI-3 Controller Commands (SCC), Rev. 6c (PTI 166400–546) (CD-ROM Chaparral Exhibits D088), Sep. 3, 1996.

X3T10 995D—(Draft) SCSI-3 Primary Commands, Rev. 11 (Wanamaker Ex 5 (PTI 166050–229)) (CD-ROM Chaparral Exhibits D089), Nov. 13, 1996.

VBAR Volume Backup and Restore (CRDS 12200–202) (CD-ROM Chaparral Exhibits D099).

Preliminary Product Literature for Infinity Commstor's Fibre Channel to SCSI Protocol Bridge (Smith Ex 11; Quisenberry Ex 31 (SPLO 428–30) (CD-ROM Chaparral Exhibits D143), Aug. 19, 1996.

Letter dated Jul. 12, 1996 from J. Boykin to B. Smith re: Purchase Order for Evaluation Units from Crossroads (Smith Ex 24) CRDS 8556–57) (CD-ROM Chaparral Exhibits D144), Jul. 12, 1996.

CrossPoint 4100 Fibre Channel to SCSI Router Preliminary Datasheet (Hulsey Ex 9 (CRDS 16129–130)) (CD-ROM Chaparral Exhibits D145), Nov. 1, 1996.

CrossPoint 4400 Fibre Channel to SCSI Router Preliminary Datasheet (Bardach Ex. 9, Quisenberry Ex 33 (CRDS 25606–607)) (CD-ROM Chaparral Exhibits D153), Nov. 1, 1996.

Fax Dated Jul. 22, 1996 from L. Petti to B. Smith re: Purchase Order from Data General for FC2S Fibre to Channel SCSI Protocol Bridge Model 11 (Smith Ex 25; Quisenberry Ex 23; Bardach Ex 11 (CRDS 8552–55; 8558) (CD-ROM Chaparral Exhibits D155).

Email Dated Dec. 20, 1996 from J. Boykin to B. Smith re: Purchase Order for Betas in Feb. and Mar. (Hoese Ex 16, Quisenberry Ex 25; Bardach Ex 12 (CRDS 13644–650) (CD-ROM Chaparral Exhibits D156).

Infinity Commstor Fibre Channel Demo for Fall Comdex, 1996 (Hoese Ex 15, Bardach Ex 13 (CRDS 27415)) (CD-ROM Chaparral Exhibits D157).

Fax Dated Dec. 19, 1996 from B. Bardach to T. Rarich re: Purchase Order Information (Bardach Ex. 14; Smith Ex 16 (CRDS 4460)) (CD-ROM Chaparral Exhibits D158).

Miscellaneous Documents Regarding Comdex (Quisenberry Ex 2 (CRDS 27415–465)) (CD-ROM Chaparral Exhibits D165).

CrossPoint 4100 Fibre Channel to SCSI Router Preliminary Datasheet (Quisenberry) Ex 3 (CRDS 4933–34) (CD-ROM Chaparral Exhibits D166) (CD-ROM Chaparral Exhibits D166).

CrossPoint 4400 Fibre to Channel to SCSI Router Preliminary Datasheet; Crossroads Company and Product Overview (Quisenberry Ex 4 (CRDS 25606; 16136)) (CD-ROM Chaparral Exhibits D167).

Crossroads Purchase Order Log (Quisenberry Ex 9 (CRDS 14061–062)) (CD-ROM Chaparral Exhibits D172).

RAID Manager 5 with RDAC 5 for UNIX V.4 User's Guide (LSI-01854) (CD-ROM Chaparral Exhibits P062), Sep. 1, 1996.

Letter dated May 12, 1997 from Alan G. Leal to Barbara Bardach enclosing the original OEM License and Purchase Agreement between Hewlett-Packard Company and Crossroads Systems, Inc. (CRDS 02057) (CD-ROM Chaparral Exhibits P130).

CR4x00 Product Specification (CRDS 43929) (CD-ROM Chaparral Exhibits P267), Jun. 1, 1998.

Symbios Logic—Hardware Functional Specification for the Symbios Logic Series 3 Fibre Channel Disk Array Controller Model 3701 (Engelbrecht Ex 3 (LSI-1659–1733) (CD-ROM Pathlight Exhibits D074).

Report of the Working Group on Storage I/O for Large Scale Computing; Department of Computer Science Duke University: CS-1996-21 (PTI 173330–347). (CD-ROM Pathlight Exhibits D098).

Brian Allison's 1999 Third Quarter Sales Plan (PDX 38) (CNS 022120–132)) (CD-ROM Pathlight Exhibits D201), Jun. 5, 2001.

Brooklyn SCSI—SCSI Intelligent External RAID Bridge Definition Phase External Documentation (CD-ROM Pathlight Exhibits D129).

"InfoServer 100 System Operations Guide", First Edition, Digital Equipment Corporation, 1990.

S.P. Joshi, "Ethernet controller chip interfaces with variety of 16-bit processors," Electronic Design, Hayden Publishing Co., Inc., Rochelle Park, NJ, Oct. 14, 1982, pp 193–200.

"DP5380 Asynchronous SCSI Interface", National Semiconductor Corporation, Arlington, TX, May 1989, pp. 1–32.

Johnson, D.B., et al., "The Peregrine High Performance RPC System", Software—Practice & Experience, 23(2):201–221, Feb. 1993.

"InfoServer 150—Installation and Owner's Guide", EK-IN-FSV-OM-001, Digital Equipment Corporation, Maynard, Massachusetts 1991, Chapters 1 and 2.

Pictures of internal components of the InfoServer 150, taken from <http://www.binarydinosaurs.couk/Museum/Digital/infoserver/infoserver.php> in Nov. 2004.

* cited by examiner

US 6,425,035 C1


1
EX PARTE
REEXAMINATION CERTIFICATE
ISSUED UNDER 35 U.S.C. 307

NO AMENDMENTS HAVE BEEN MADE TO
THE PATENT

2
AS A RESULT OF REEXAMINATION, IT HAS BEEN
DETERMINED THAT:

5 The patentability of claims 1-14 is confirmed.

* * * * *



REELAN

PTO/SB/57 (04-04)
Approved for use through 04/30/2007. OMB 0651-0033
U.S. Patent and Trademark Office; U.S. DEPARTMENT OF COMMERCE

Under the Paperwork Reduction Act of 1995, no persons are required to respond to a collection of information unless it displays a valid OMB control number. (Also referred to as FORM PTO-1465) PTO 90007125

REQUEST FOR EX PARTE REEXAMINATION TRANSMITTAL FORM

Address to:
**Mail Stop Ex Parte Reexam
Commissioner for Patents
P.O. Box 1450
Alexandria, VA 22313-1450**

66548 U.S. PTO
07/19/04

Attorney Docket No.: I006-8910
Date: July 19, 2004

1. This is a request for *ex parte* reexamination pursuant to 37 CFR 1.510 of patent number 6,425,035 issued July 23, 2002. The request is made by:
 - patent owner.
 - third party requester.
2. The name and address of the person requesting reexamination is:
 - Natu J. Patel, Esq., Wang & Patel PC
 - 1301 Dove Street, Suite 1050
 - Newport Beach, CA 92660
3. a. A check in the amount of \$ 2520.00 is enclosed to cover the reexamination fee, 37 CFR 1.20(c)(1);
 - b. The Director is hereby authorized to charge the fee as set forth in 37 CFR 1.20(c)(1) to Deposit Account No. _____ (submit duplicate of this form for fee processing); or
 - c. Payment by credit card. Form PTO-2038 is attached.
4. Any refund should be made by check or credit to Deposit Account No. _____ 37 CFR 1.26(c). If payment is made by credit card, refund must be to credit card account.
5. A copy of the patent to be reexamined having a double column format on one side of a separate paper is enclosed. 37 CFR 1.510(b)(4)
6. CD-ROM or CD-R in duplicate, Computer Program (Appendix) or large table
7. Nucleotide and/or Amino Acid Sequence Submission
If applicable, all of the following are necessary.
 - a. Computer Readable Form (CRF)
 - b. Specification Sequence Listing on:
 - i. CD-ROM (2 copies) or CD-R (2 copies); or
 - ii. paper
 - c. Statements verifying identity of above copies
8. A copy of any disclaimer, certificate of correction or reexamination certificate issued in the patent is included.
9. Reexamination of claim(s) 1 through 14 (all claims) is requested.
10. A copy of every patent or printed publication relied upon is submitted herewith including a listing thereof on Form PTO-1449 or equivalent. 07/22/2004 RTWITTY 00000003 90007125
11. An English language translation of all necessary and pertinent non-English language patents and/or printed publications is included.

[Page 1 of 2]

This collection of information is required by 37 CFR 1.510. The information is required to obtain or retain a benefit from the public which is to file (and by the public to process) an application. Confidentiality is governed by 35 U.S.C. 122 and 37 CFR 1.14. This collection is estimated to take 2 hours to complete, including gathering, preparing, and submitting the completed application form to the USPTO. Time will vary depending upon the individual case. Any comments on the amount of time you require to complete this form and/or suggestions for reducing this burden, should be sent to the Chief Information Officer, U.S. Patent and Trademark Office, U.S. Department of Commerce, P.O. Box 1450, Alexandria, VA 22313-1450. DO NOT SEND FEES OR COMPLETED FORMS TO THIS ADDRESS. SEND TO: Mail Stop Ex Parte Reexam, Commissioner for Patents, P.O. Box 1450, Alexandria, VA 22313-1450. If you need assistance in completing the form, call 1-800-PTO-9199 and select option 2.

IN THE UNITED STATES PATENT AND TRADEMARK OFFICE

Inventor: Hoese, et al.	:	REQUEST FOR EX PARTE
Title of Invention:	:	REEXAMINATION
Storage router and method for	:	
providing virtual local storage	:	
Issued: July 23, 2002	:	
Patent No.: 6,425,035	:	

Mail Stop Ex Parte Reexam
 Commissioner for Patents
 P.O. Box 1450
 Alexandria, VA 22313-1450

REQUEST FOR EX PARTE REEXAMINATION

Dear Sir:

This is a Request for Ex Parte Reexamination of Claims 1 through 14 of the above identified United States Patent. It is believed that newly discovered prior art submitted herewith, which was not considered by the Patent Office during the prosecution of the above Patent, raises a substantial new question of Patentability with respect to Claims 1 through 14. Accordingly, reexamination under 35 U.S.C. §§ 302-307 pursuant to 37 C.F.R. § 1.510, et seq. is hereby respectfully requested.

In accordance with 37 C.F.R. § 1.510, the following is provided herein:

37 C.F.R. § 1.510(a)	Prior art cited under 37 C.F.R. § 1.501, infra.
	Fee for ex parte reexamination as per 37 C.F.R. 1.20(c)(1), \$2,520.00, included with petition.

- 37 C.F.R. § 1.510(b)(1) A statement indicating each substantial new question of Patentability based on prior Patents and printed publications, *infra*.
- 37 C.F.R. § 1.510(b)(2) An identification of every claim for which reexamination is requested, and a detailed explanation of the pertinency and manner of applying the cited prior art to every claim for which reexamination is requested, *infra*.
- 37 C.F.R. § 1.510(b)(3) A copy of every Patent or printed publication relied upon or referred to in paragraph (b)(1) and (2) of this section, with listing (Exhibit 1).
- 37 C.F.R. § 1.510(b)(4) A copy of the entire Patent including the front face, drawings, and specification/claims (in double column format) for which reexamination is requested, and a copy of any disclaimer, certificate of correction, or reexamination certificate issued in the Patent. (Exhibit 2).
- 37 C.F.R. § 1.510(b)(4) A certification that a copy of the request filed by a person other than the Patent owner has been served in its entirety on the Patent owner at the address as provided for in § 1.33(c). The name and address of the party served must be indicated. (Exhibit 3).

4425037

I. INTRODUCTION

This request is based upon numerous prior patents and printed publications, including 77 U.S. Patents and 6 printed articles, most of which were not previously considered by the Patent Office in granting the above-referenced patent. It is believed that Claims 1 through 14 of U.S. Patent No. 6,425,035 (the '035 Patent) are invalid:

- 1) pursuant to 35 U.S.C. §102 as being anticipated by the Maxstrat GEN5, StorageTek Iceberg, CMD CRD-5500 and Infortrend 3000 controller products;
- 2) under 35 U.S.C. §103 as being obvious;
 - i) in light of the patentees' deposition and trial testimony that the invention amounts to nothing more than simply adding "access controls" to a prior art storage router and such a simple modification was obvious in light of a number of patents, products and motivations to make such a combination; and
 - ii) because motivations to combine the prior art inevitably would lead one skilled in the art to arrive at the alleged invention embodied in the '035 Patent.

6425035

This request is served concurrently with a request for reexamination of U.S. Patent Nos. 5,941,972 (the '972 Patent), 6,421,753 (the '753 Patent), 6,425,036 (the '036 Patent), and 6,738,854 (the '854 Patent), collectively referred to as the "Related Patents." The '972 Patent was the parent of the Related Patents.

II. BACKGROUND

The invention described and claimed in the '035 Patent is currently assigned to Crossroads Systems (Texas), Inc. ("Crossroads").

The '972 Patent was the parent of the Related Patents, and all five Patent specifications have identical figures and nearly identical written descriptions - the only differences can be found in the claims, and even those differences are minimal. The

differences between the claims of the '972 and '035 Patents concern the way in which the claimed router device is connected to devices. The '972 Patent specifies that the router connects to hosts using the Fibre Channel transport medium, and connects to storage devices using the SCSI transport medium. The '035 Patent specifies that the router connects to hosts using any first transport medium, and connects to storage devices using any second transport medium. Otherwise, the patent claim language is identical or nearly identical. A chart depicting the differences in the claims of the '972, '036, '035 and '854 Patents is included herein (Exhibit 4).

The '972 and '035 Patents are currently being litigated in the case of Crossroads Systems, Inc. v. Dot Hill Systems Corporation, Western District of Texas, Case Number A-03-CV-754(SS) ("*Crossroads v. Dot Hill*"). On June 26, 2004, Dot Hill submitted a Motion for Summary Judgment ("MSJ") to the Court, a copy of which is included herein. (Exhibit 5). The Motion requests a finding of invalidity based upon: 1) the '035 Patent being anticipated by, or rendered obvious in light of, prior art; and 2) the '972 Patent being obvious in light of prior art.

Specifically, the MSJ argument is based partially upon undisputed prior art in the form of the HSZ70 array controller designed and manufactured by Digital Equipment Corporation ("DEC") and related, published product manuals. Further, the MSJ contains three declarations from former DEC employees who were involved in the design and manufacture of the HSZ70 that clearly establish the date of conception, use, and publication of the manuals of the DEC HSZ70 as long before the earliest alleged conception dates for the '035 and '972 Patents. (See Exhibit 5).

The HSZ70 product was on sale before the issuance of the '972, '035 and Related Patents, yet the Patentees did not disclose this relevant prior art to the USPTO during the examination of the Patents. (See Exhibit 5). Even worse, Dot Hill's previous counsel gave to Crossroads' patent counsel copies of the HSZ70 manuals prior to the issuance of the '854 Patent, and yet the Patentees still did not disclose this relevant prior art to the USPTO during the examination of that patent. Dot Hill earnestly encourages the

examiner to review the attached copy of the MSJ and corresponding declarations, which have been filed with the Court, to evaluate the impact of the DEC HSZ70 product literature on the portfolio of Related Patents. (See Exhibit 5).

Further, inventors Hoese and Russell have at least six (6) pending applications that are continuations claiming priority based upon the '972 patent application filing date. The Application Numbers of the pending applications are 10/023786, 10/081082, 10/081110, 10/081114, 10/361283 and 10/658163. As each of these applications depends upon the '972 patent application, Dot Hill contends that each application suffers from the same critical infirmity as the '972 and '035 Patents. Dot Hill cannot pursue reexamination of the pending applications; nevertheless, Dot Hill respectfully requests that these applications and any other pending applications depending on the '972 Patent or any Related Patent be examined in light of this reexamination petition and the petitions for the Related Patents.

III. PRIOR LITIGATION INVOLVING THE '972 PATENT

This is a unique case that presents the examiner with a wealth of information to assist in the reexamination as to motivation to combine, claim interpretation, and prior art.

The '972 Patent was litigated on two separate occasions and the Court has defined terms in the '972 Patent that apply equally to the '035 Patent. *Biovail Corp. Int'l v. Andrx Pharms., Inc.*, 239 F.3d 1297, 1301 (Fed.Cir.2001) ("When multiple Patents derive from the same initial application, the prosecution history regarding a claim limitation in any Patent that has issued applies with equal force to subsequently issued Patents that contain the same claim limitation."). The claim limitation in the '035 Patent are either broader or equal to the limitations of the corresponding '972 Patent claims. Thus the '972 Patent claim limitations are within the bounds of the '035 Patent claims.

The Court's Markman Order for the '972 Patent in the case of Crossroads Systems, Inc. v. Chaparral Network Storage, Inc., Western District of Texas, Civil Action Number A 00 CA 217 SS ("*Chaparral*") is critical to the examiner's review of the '035 Patent. A copy of the Court's Markman Order appears in Exhibit 6. Pursuant to MPEP §2207, Court documents related to a Patent are to be admitted at any time and from anyone into the Patent file. A district court's finding is binding upon the Patent examiner in a reexamination. *Marlow Industries, Inc. v. Igloo Products Corp.*, 2002 WL 485698, *4 -5, (N.D.Tex.2002) referring to *In Re Freeman*, 30 F.3d 1459, 1468 (Fed.Cir.1994) see also MPEP §2286. (Exhibit 7).

During the course of the '972 Patent litigation in the *Chaparral* case, the Patentees made a number of admissions under oath at deposition and at trial that have a direct bearing on the current reexamination and the scope of the patents at issue. Pursuant to MPEP §2217, Patentee admissions may be used in combination with Patents and printed publications to establish a substantial new question of Patentability.

Admissions are not restricted to just a determination of a substantial new question of Patentability. Under section 305, reexamination proceeds "...according to the procedures established for initial examination." 35 U.S.C.A. § 305, see also *In re Portola Packaging Inc.*, 122 F.3d 1473, 1475 (C.A.Fed.,1997) see also 37 C.F.R. 1.104 (c)(3). "Facts, including admissions which have already been established in the record, have been authorized for use in reexamination proceedings. See 37 CFR 1.106(c) and M.P.E.P. § 2258." *Ex Parte the Successor in Interest of Robert S. McGaughey* 1988 WL 252480, *4. (Exhibit 8). "In the initial examination of Patent applications, admissions by the applicant are considered for any purpose including evidence of obviousness under section 103." *Id.* "An admission is defined as an acknowledged, declared, conceded or recognized fact or truth. Thus, admissions are simply facts." *Id.* at *5.

IV. THE SCOPE OF THE INVENTION AS ADMITTED BY AN INVENTOR

1009-1009-1009

During trial and deposition testimony in the *Chaparral* case, one of the two inventors of the '972, '035 and other Related Patents stated that the only invention claimed was the movement of access controls from a network server into the router device. Every other limitation in the claims of the '972 and '035 Patents, including the router device itself, was admitted to be prior art. See trial transcript of inventor Geoffrey Hoese, Exhibit 9, pages 70 to 72. According to the inventor, the novel feature of the claims is that the storage router, rather than a network server, performs access control such that each workstation may have controlled access to a specific partition of the storage device which forms the virtual local storage for that workstation ('035 Patent, column 4, lines 28-31). All other aspects of the alleged invention as set forth in figure 2 of the '972 and '035 Patents and the corresponding written description of the '972 and '035 Patents were acknowledged by the inventor Geoffrey Hoese, in his trial testimony in the *Chaparral* case, to be part of the prior art and not the invention.

Q. Figure – well, figure 2 is not your invention, right, sir?

A. **Figure 2 is not my invention.**

Q. And this description is in reference to figure 2, and this description mentions native low-level block protocols and mentions mapping, and you say figure 2 is not your invention?

A. That's correct.

(Trial transcript of Hoese, page 81, starting at line 3, emphasis added)

* * *

See, *In re Nomiya*, 509 F.2d 566, 570-71, 571 n.5, 184 USPQ 607, 611, 611 n.4 (CCPA 1975) (“We see no reason why appellants' representations in their application should not be accepted at face value as admissions that Figs. 1 and 2 may be considered “prior art” for any purpose, including use as evidence of obviousness under § 103. [Citations omitted.] By filing an application containing Figs. 1 and 2, labeled prior art, *ipsissimis verbis*, and statements explanatory thereof, appellants have conceded what is to be considered as prior art in determining obviousness of their improvement.”)

**V. THE '035 PATENT IS INVALID AS IT IS ANTICIPATED BY THE
MAXSTRAT GEN 5 PRODUCT**

MaxStrat (previously known as Maximum Strategy) was a company that designed and manufactured RAID (redundant array of independent devices) controllers as well as entire storage systems, beginning in the early 1990s. In 1996, MaxStrat began shipping the GEN5 RAID controller, which was a router that performed the function of access controls and met each and every claim of the '972 and '035 Patents. (It should be noted that in the *Chaparral* case, the Court determined that the '972 Patent covered RAID controller devices, as they met the definition of "routers." Further, the devices accused by Crossroads in *Crossroads v. Dot Hill* are RAID controllers, like the GEN5.)

A chart is included in Exhibit 10 comparing elements described in the GEN5 System Guide and GUI User's Guide with each limitation in all claims of the '035 Patent. A copy of the *Gen5 S-SERIES XL System Guide Revision 1.01*, published June 11, 1996 ("System Guide"), is included as Exhibit 11, and a copy of the *Graphical User Interface for MAXSTRAT Gen5/Gen-S Servers User's Guide 1.1*, published January 6, 1997 ("GUI Guide"), is included as Exhibit 12. Both manuals were published before the alleged invention of the '035 Patent.

The GUI Guide describes the operation of the Gen5 S-Series Storage Server, which is documented in the System Guide.

"1.1.2 System Requirements

The GUI will function on all models of the Gen5 Storage Servers, at Gen5 software revision 1.60 or higher, and all models of the Profile NFS File Server at ProOS revision 0.82 and higher, and all models of the S-Series at software revision 1.00 or higher." [GUI Guide, page 1]

The GUI Guide expressly references the System Guide, which is incorporated by reference:

"1.1.3 Related Reference Material

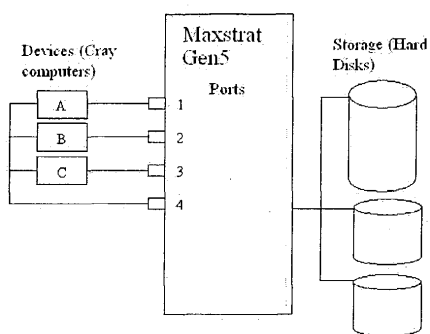
...

S-Series System Manual" [GUI Guide, page 2]

The GUI Guide and System Guide are a two-volume set that make a single publication. This printed publication describes each and every limitation of the Claims of the '035 Patent. The pertinency and manner of applying this printed publication to the

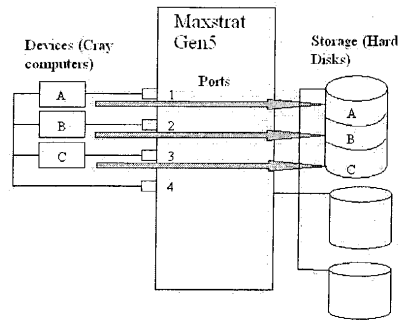
'035 Patent is explained in the chart included in Exhibit 10, which compares elements of the Gen5 with each limitation in each of the claims of the '035 Patent.

The GEN5 provides a number of devices such as Cray computers on one side of the GEN5 with access to storage devices such as hard disk drives on the other side of the GEN5. An outline of this configuration is shown below.

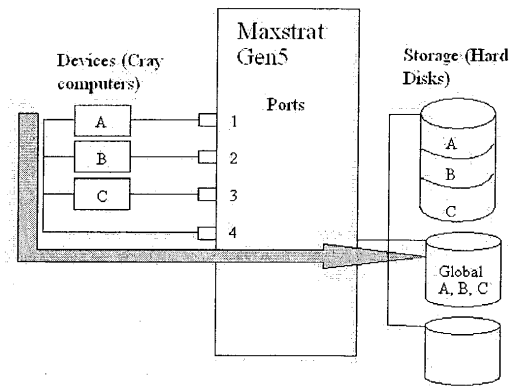


1009-125-2006

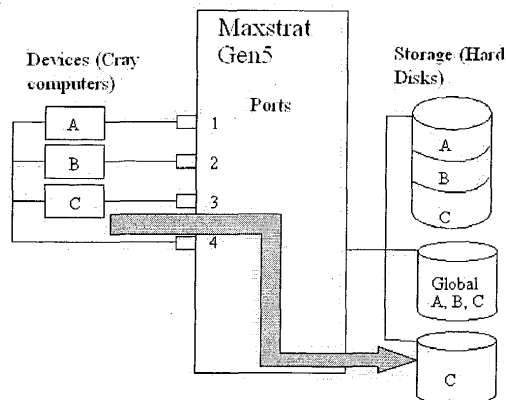
As to the "access control" limitation of the '972 and '035 Patents, the Gen5 is able to assign a specific storage area to a specific device. The GEN5 includes the "ifp" command, which includes the "luns bitmask enable" field. This field is used to specify the enabling of LUNs on interface ports to provide access to "facilities" (storage units). [See Exhibit 10, Claim chart, pages 5 and 6; see Exhibit 11, Gen5 System Guide, pages 4-42 to 4-43]. For example, each device attached to a GEN5 can be assigned a subset of a disk drive as shown below.



Alternatively, the GEN5 allows for a configuration where all the devices can access a global disk storage, as identified below.



Finally, the GEN5 can assign a device to a particular drive, again as displayed below.



#572022006

Notably, this last configuration of the GEN5 was quite common and not an unreasonable extension of the product. (See *Hillgrave Corp. v. Symantec Corp.*, 265 F.3d 1336, 1343 (Fed.Cir. 2001) for a discussion of the reasonable use of a product involved in an infringement analysis). Review of the GEN5 documentation attached herein indicates that such a configuration was available. (Exhibit 13).

While GEN5 connected to storage devices using only the SCSI transport medium, Gen5 could be configured to use combinations SCSI, Fibre Channel and/or HIPPI transport media to connect to hosts.

In sum, the GEN5 allows access to a global data storage device, subsets of a single storage device, and access to a single storage device. This allocation of storage is what the Court in *Chaparral* identified as access control. (Exhibit 6). The GEN5 meets every element of the alleged invention of the '035 Patent.



'035 Patent claim 1	
1. A storage router for providing virtual local storage on remote storage devices to devices, comprising:	
the supervisor unit operable to map between devices connected to the first transport medium and the storage devices, to implement access controls for storage space on the storage devices and to process data in the buffer to interface between the first controller and the second controller to allow access from devices connected to the first transport medium to the storage devices	This claim element specifies that there is cooperation between the devices and the first transport medium. However, there is no limitation in the claim that access control must be performed exclusively in relation to the first transport medium. The GEN5 allows each device on the left side to be connected to a single transport medium via port 4. The GEN5 allows access control, mapping, and maintaining a configuration by configuring a port for each device. Therefore the GEN5 meets every limitation of the '035 Patent claims.

9000743E 071004

Using a number of ports to connect individual devices to GEN5 would be covered by Claim 1. As a result, GEN5 completely anticipates the subject matter claimed in the '035 Patent and renders the '035 invalid.

VI. THERE WERE OTHER CONTROLLERS ON THE MARKET PRIOR TO THE INVENTION OF THE '035 PATENT THAT ANTICIPATE THE '035 PATENT AND PERFORMED ACCESS CONTROLS

In addition to the Maxstrat Gen5, there were other RAID controllers that performed access controls, were commercially available at the time of the alleged invention of the '035 Patent, and completely anticipate the subject matter claimed in the '035 Patent.

Storage Technologies, Inc. (known as "StorageTek") designed and manufactured the Iceberg RAID controller before 1997. Iceberg performed access control; Iceberg made selected hosts blind to selected storage based on the permission granted to those selected hosts. Iceberg connected a plurality of IBM mainframe host computers to



partitions and subsets of multiple SCSI storage devices. As described in the '035 Patent, Iceberg contained a supervisor unit, which was coupled to a buffer, a host controller and a storage controller. The host and storage controllers included protocol units, FIFO buffers and DMA. Iceberg performed mapping to present a virtual Count-Key-Data disk interface to the hosts for the fixed-block allocation SCSI disk drives.

Similarly, CMD Technology, Inc. made the CRD-5500 SCSI RAID Controller before 1997. The CRD-5500 includes every element described in the '035 Patent. Features for access controls to partitions of disks and subsets of disks (called "redundancy groups") are explained in the *CRD-5500 SCSI RAID Controller User's Manual, Rev. 1.3*, published November 21, 1996, which is included as Exhibit 15.

"The controller's Host LUN Mapping feature makes it possible to map RAID sets differently to each host. You make the same redundancy group show up on different LUNs to different hosts, or make a redundancy group visible to one host but not to another." (CRD-5500 User's Guide, page 1-1, Section 1.2).

4.3.3 Host LUN Mapping

This screen may be used to map LUNs on each host channel to a particular redundancy group. Or you may prevent a redundancy group from appearing on a host channel. Thus, for example, you may map redundancy group 1 to LUN 5 on host channel 0 and the same redundancy group to LUN 12 on host channel 1. Or you may make redundancy group 8 available on LUN 4 on host channel 0 and block access to it on host channel 1." (CRD-5500 User's Guide, page 4-5, Section 4.3.3).

Finally, Infortrend Technologies, Inc. made the IFT-3000 before 1997. The IFT-3000 is also a SCSI RAID controller, and includes all the elements described in the '035 Patent. A chart is included in Exhibit 15 comparing elements described in the IFT-3000 Instruction Manual with each limitation in Claim 1 of the '035 Patent. A copy of the *IFT-3000 SCSI to SCSI Disk Array Controller Instruction Manual Revision 2.0*, published in 1995, is included as Exhibit 16.

The manuals indicate that these controllers could be configured in much the same way as the GEN5, as shown above, which performs “access controls” as that term is used in the ‘035 Patent, and was defined by the Court in the *Chaparral* litigation

VII. THE ‘035 PATENT IS INVALID AS IT IS ANTICIPATED BY U.S. PATENT NO. 6,073,209 TO BERGSTEN

The ‘035 Patent is also anticipated by U.S. Patent No. 6,073,209 (the ‘209 Patent) titled “Data storage controller providing multiple hosts with access to multiple storage subsystems,” to Bergsten, filed March 31, 1997, which was prior art as of the ‘035 Patent’s effective filing date. A copy of the ‘209 Patent is included in Exhibit 1, and the claim chart comparing elements of this Patent to limitations in the claims of the ‘035 Patent is included in Exhibit 22. The ‘209 Patent describes a form of access controls using low level, block protocols. For example, the ‘209 Patent states in the ABSTRACT section:

“Each storage controller may be coupled to at least one host processing system and to at least one other storage controller to control access of the host processing systems to the mass storage devices.”

The ‘209 Further states, in column 15, lines 39 to 47:

“A storage controller of the present invention further allows data blocks to be write protected, so that a block cannot be modified from any host computer. Write protection may be desirable for purposes such as virus protection or implementation of security firewalls. Write protection can be achieved by configuring the storage controller appropriately at set-up time or by inputting a write protect command to the storage controller from a host computer.”

The ‘209 Patent thus describes how to control access of hosts to storage devices by allowing data blocks to be write protected from host computers. Since data blocks can be write protected, the ‘209 Patent describes a storage controller that limits a computer’s access to subsets of storage devices or sections of a single storage devices, which is what the Court in *Chaparral* identified as access control (Exhibit 6). In addition, this explicit reference to security-oriented data protection provides strong motivation to a person of

ordinary skill in the art to combine the '209 Patent and other prior art storage routers with enhanced security features.

The '209 Patent also includes all the remaining elements of the claims of the '035 Patent: a RAM buffer (column 6, line 26); a first (Fibre Channel) controller (column 4, line 28); a second (SCSI) controller (column 4, line 21); a CPU supervisor unit (column 6, line 26); and mapping (column 3, line 18). See Figure 3 from the '209 Patent, included below, depicting a STORAGE CONTROLLER with CPU, RAM, HOST DEVICE I/F (interface) with arrows leading TO/FROM HOST (first transport medium), and STORAGE DEVICE I/F with arrows leading TO/FROM LOCAL EXTERNAL STORAGE DEVICES (second transport medium).

PUBLIC RELEASE UNDER E.O. 14176

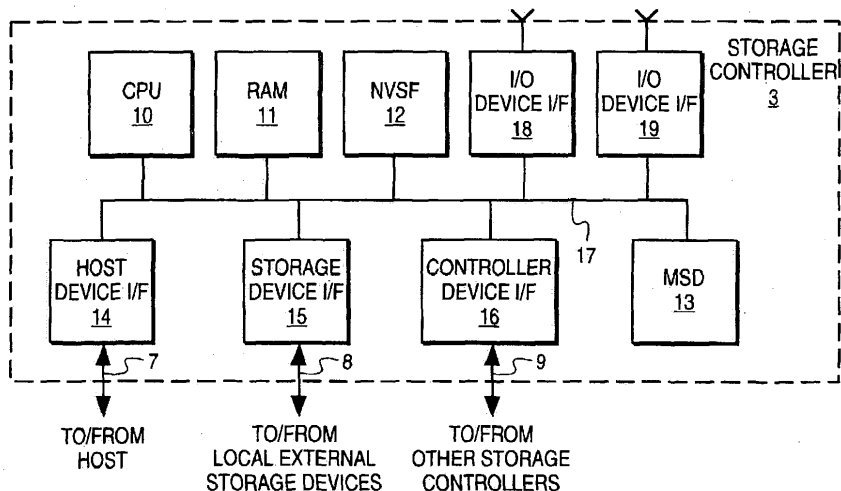


FIG. 3

Thus, the '209 Patent anticipates the '035 Patent, or in the alternative, provides strong intrinsic motivation to combine a storage router with access control.

VIII. THE ALLEGED INVENTION OF THE '035 WAS OBVIOUS IN LIGHT OF THE PRIOR ART AND NUMEROUS MOTIVATIONS TO COMBINE

The Obviousness Standard.

“... [T]he standard under 35 U.S.C. § 103 [for obviousness] is what would have been obvious to one of ordinary skill in the art, and the level of the skilled artisan should not be underestimated. See *In re Sovish*, 769 F.2d 738, 743, 226 USPQ 771, 774 (Fed. Cir. 1985).” *Ex Parte Richard A. Flasck*, 2000 WL 33520310, *3. (Exhibit 17). Factors that may be considered in determining level of ordinary skill in the art include: (1) the education level of the inventor; (2) type of problems encountered in the art; (3) prior art solutions to those problems; (4) rapidity with which innovations are made; (5) sophistication of the technology; and (6) education level of active workers in the field. *Environmental Designs v. Union Oil Co. of Cal.*, 713 F.2d 693, 696-697 (Fed.Cir.1983), cert. denied, 464 U.S. 1043, 104 S.Ct. 709, 79 L.Ed.2d 173 (1984) see also *Orthopedic Equipment Co., Inc. v. All Orthopedic Appliances, Inc.*, 707 F.2d 1376 at 1381-1382 (Fed.Cir.1983). The level of one of ordinary skill is evaluated at the time the invention was made. *Id* at 1382.

The Field of Endeavor.

The first question in an obviousness argument is whether the references are in the field of the inventor’s endeavor. *In re Deminski*, 796 F.2d 436, 230 U.S.P.Q. 313, (Fed.Cir., Jul 08, 1986). The field of art that encompasses the ‘035 Patent, as well as the Related Patents, is that of computer science and electronics. Some of the hardware identified in the ‘035 Patent includes routers, networks, bridges, servers, controllers, storage devices, storage disks, microprocessors, buffers, storage controllers, and workstations. The prior art would encompass, at least, the fields of computer science and electronics as it relates to the hardware discussed above.

It is common knowledge that the computer science and electronics field is one that has experienced, and continues to experience, rapid development and complexity in hardware and software. As a result, a person skilled in the art would be someone with a degree in Computer Science, Electrical Engineering or an equivalent, with perhaps seven

1009-15-0005

or more years of professional experience, and with knowledge of at least computer hardware, systems, electronics, and software in such an area of rapid innovation.

The Motivation to Combine

Identification in the prior art of each individual part claimed is insufficient to defeat patentability of the whole claimed invention. Rather, to establish obviousness based on a combination of the elements disclosed in the prior art, there must be some motivation, suggestion, or teaching of the desirability of making the specific combination that was made by the applicant. *In re Kotzab*, 217 F.3d 1365, 1369-1370 (C.A.Fed., 2000).

Obviousness and Motivation to Combine in Light of the 1984 Byte Magazine Article

As has already been discussed, one of the two inventors of the '972 and '035 Patents admitted under oath that the only limitation of the '972 (and '035) Patents that is not taught by prior art is the movement of access controls from the network server to the router. This petition has identified no less than four RAID controllers – or “routers” – (five if one includes the DEC HSZ70 RAID controller) that performed access controls. However, even if one were to ignore those prior art RAID controllers, the movement of access controls from the network server into the router would have been obvious in light of an article published in Byte Magazine in 1984.

“Local-Area Networks for the IBM PC” was written by J. Scott Haugdahl (“*Haugdahl*”) and published in the December 1984 edition of Byte Magazine. Byte Magazine is a widely-read computer magazine and publicly available. (Exhibit 18). The *Haugdahl* article teaches the following:

- A need to preserve the benefits of a stand-alone personal computer system while obtaining the benefits from networking.

“Thus, with LANs you want to preserve the benefits of stand-alone microcomputers, namely, use of your favorite software and peripherals

and having a machine all to yourself, as well as adding new benefits from networking.” (p. 147, col. 2).

Network benefits known at the time of the invention included access controls and mapping. This reference, however, is not limited to just networks, but provides motivation to develop systems other than networks that have some desirable network characteristics.

- Access controls that enabled only a particular user to access data.

“Because all these servers support multiple users, you’re going to need some sort of password protection scheme, as well as some means of protecting the data of one user from another.” (p.151).

This clearly teaches restricting access to stored data. It is not limited to any particular implementation and could very well be the impetus to use such schemes as LUN masking.

- Servers were known to be a potential bottleneck problem.

“However, the server is a potential bottleneck, particularly if you don’t go with a high-performance processor.” (p. 154, col. 3).

Bottlenecks were a well known problem and a person skilled in the art would be sensitive to alternatives, such as having the router perform access controls, as opposed to the server.

- Implementing access controls at a low level.

“Disk service users’ requests for disk I/O (input/output) at a low level. ... Thus the server is really a disk ‘volume’ server, and file I/O is handled directly by the operating system in the PC.” (p. 154, col. 3).

Here is the connection between native low-level protocols as used by a personal computer and the difference as it existed in 1984 for file servers.

- Access control and virtual local storage.

“EtherShare manages virtual disks at the volume level. Passwords are required to ‘log on’ and optional passwords can be placed on volume. Volumes can be made private for individual use only, public for use by several users in a read-only fashion, and shared for multiple read/write access.” (p. 156, col.2).

“[Regarding Corvus] It was simply a device that allowed you to share a hard disk by partitions.” (p. 163, col. 3). “[Regarding Nestar] [I]n fact, if you had two PLAN 4000 systems with a gateway server, you could establish virtual connections with disks on other network file servers and use them as if they were local.” (p. 166, col. 3).

Virtual access to disks, security-oriented access control, private and shared hard disks, and use of remote storage devices having the appearance and characteristics of local storage were well documented and available to consumers at least as early as 1984.

The article further highlights numerous disadvantages to using file servers for the performance of certain functions and directly indicates how handling a file with a personal computer’s I/O is more direct. The type of I/O endemic to the personal computer is a native low-level block protocol. A person skilled in the art would realize that a remote storage device, like that provided by a file server, would be more desirable if it utilized the I/O handling like that of a personal computer. Further, a person skilled in the art would realize that other network-like options would be desirable. Those options would include access control.

Obviousness and Motivation to Combine in Light of the 1995 Bursky Article

Similar to the *Haugdahl* article, Dave Bursky wrote an article that appeared in the February 6, 1995 edition of “Electrical Design” entitled “New Serial I/O Speed Storage Subsystems” (Exhibit 19) that also teaches the desirability of connecting workstations to a storage controller or router via serial interfaces, such as Fibre Channel.

- The Bursky article teaches that emerging serial interfaces like Fibre Channel helps relieve problems with remote, high-speed devices, such as noise, signal integrity, speed, and bulky cables.

“Using a serial interface also helps relieve one of the largest headaches when it comes to connecting many high-speed devices together - noise and signal integrity. ... Therefore, to achieve top performance, long parallel cables must be eliminated to control impedance, minimize crosstalk, and allow data transfers to run at maximum speeds. ... The FC drives eliminate the need for large connectors and bulky SCSI cable.”
(*Bursky*, p. 81, col. 2 to p. 82, col. 1.)

- The Bursky article teaches that chips for handling various protocols, like Fibre Channel, were commercially available.

“Aside from Seagate’s disk drives, only a handful of FC storage interfaces are immediately available and just a few companies offer any silicon. The smattering of chips on the market include several choices from Applied Micro Circuits, Hewlett-Packard (G-Logic chip set), LSI Logic (megacells), Microelectronics Technology Center, NCR, Rockwell International, TriQuint Semiconductor, and Vitesse Semiconductor.”
(*Bursky*, p. 88, col. 3.)

The Bursky article expounds the virtues of serial interfaces and lists manufacturers from which controllers for storage interfaces can be acquired.

One of the Inventors Admitted To Obviousness and a Motivation to Combine.

In fact, one of the inventors of the ‘972 and ‘035 Patents testified under oath in the *Chaparral* litigation that a person skilled in the art would have known at the time of the filing of the ‘972 and ‘035 Patents that various known and readily identifiable problems would be solved by performing the access control function in the router, as opposed to the network server.

“...the main problem is the network server is expensive to maintain, it has various bottlenecks in transferring data between these things, has to go through a lot of effort to translate the data requests, get the data from one side to the other.”

(Trial transcript of Hoese, page 59-60.) (See above).

There is no indication that the main problem spoken of by Hoese constituted a unique problem known only by the Patentees, or that the Patentees forever solved the problem with their alleged invention, or that there was a long felt need to solve the problem that now ceases to exist due to the Patentees alleged invention. Finally, it is clear that the Patentees did not discover the source of any of these problems or their solutions; the problems and solutions were known to the industry at the time.

The Patentees sworn testimony shows that a person skilled in the art at the time of the alleged invention embodied in the '035 Patent would have been acutely aware of a variety of needs in the field. These needs provide the motivation for a person skilled in the art to seek a solution.

IX. ADDITIONAL PRIOR ART THAT ADDRESSES EACH OF THE GENERAL NEEDS AS IDENTIFIED BY THE SWORN TESTIMONY OF THE INVENTORS

The prior art RAID controllers discussed herein, the magazine article, the prior art patents, and the testimony of the inventors of the '035 are reason enough to find that the '035 Patent should have never issued. However, in the interests of bringing all prior art to the attention of the examiner and the Patent Office, we supply, below, additional prior art that addresses each of the needs as identified by the inventors in sworn testimony.

Access Controls

The *Haugdahl* article addressed access control as far back as 1984. The Patentees admitted that one of the network's functions was the performance of access control.

Q. Okay. Can you explain your invention of the 972 Patent invention in your own words, sir?

A. The invention provides a method for connecting computers to storage devices, providing that connectivity, the ability to map storage

between different devices, providing virtual local storage and security management capabilities for those devices.

Q. Well, what was the state-of-the-art at the time that you came up with your invention? How were people doing that sort of thing?

A. Primarily through the use of network servers.

(Trial transcript of Hoese. Page 58, starting at line 16.) See above.

Q. So how did your invention improve on this basic situation?

A. Well, using the invention in this role, you basically have the computers on the one side speaking their native low-level block protocols that they communicate with to storage devices, routing those through a storage router, and connecting those devices to the actual storage without having to do the translation from the – through the network protocols or translation through the file system.

(Trial transcript of Hoese. Page 60, starting at line 19.) See above.

Q. Mr. Russell, you said you solved problems that existed in the world just a moment ago. Could you elaborate on that, what you meant by that?

A. Sure. That was the initial problem that we saw to be solved by the invention which is the way that storage was hooked up remotely. So it was done through network file servers across the network, and that's how you accessed storage.

(Trial transcript of Russell. Page 115, starting at line 5.) (Exhibit 21).

By admission of both Patentees, a prior art network file server had the ability to perform all the functions identified by the invention, including restricting the addressability of the storage units, i.e. access control. What the networks did not do was operate using native low-level block protocols.

However, as shown above, it was well known in the art that transport mediums such as Fibre Channel and SCSI contained network capabilities and could work at low-level block protocols. The ability to identify, address, and partition storage drives for access by a host computer was well-known in the art at the time of the filing of the '035 Patent. As already discussed, this was evidenced by prior art RAID controllers such as the GEN5, CRD 5500, Iceberg and Infortrend 3000. However, it was also evidenced by U.S. Patent No. 5,634,111 to Oeda, et al, filed March 1993, issued May 27, 1997,

reference in the Abstract. See also U.S. Pat. No. 4,961,224 to Yung titled "Controlling access to network resources," filed March 6, 1989, issued October 2, 1990. Also, U.S. Patent No. 5,659,756 titled, "Method and system for providing access to logical partition information on a per resource basis," to Hefferon, et al, filed March 31, 1995 discloses a system that partitions a subset of main storage. (Exhibit 1).

Another form of access control is identified in U.S. Patent No. 6,073,218 titled, "Methods and apparatus for coordinating shared multiple raid controller access to common storage devices," to DeKoning, et al, filed December 26, 1996, that was prior art as of the Patent filing date, which states in the "BACKGROUND OF THE INVENTION" section that

"There are five 'levels' of standard geometries defined in the Patterson publication. The simplest array, a RAID level 1 system, comprises one or more disks for storing data and an equal number of additional "mirror" disks for storing copies of the information written to the data disks. The remaining RAID levels, identified as RAID level 2, 3, 4 and 5 systems, segment the data into portions for storage across several data disks. One or more additional disks are utilized to store error check or parity information."

Thus, storage across disks addresses the concept of assigning subsets of the disk so as to retain information from a specific workstation. (Exhibit 1).

The prior art identifies aspects of a distributed security system in which access to system resources is controlled by access control lists associated with each system resource. U.S. Patent No. 5,315,657 to Abadi, et al., issued: May 24, 1994, filed September 28, 1990. Access control lists are used to define the extent to which different users will be allowed access to different resources on a server depending on the level of access control implemented on a given server, access control lists for a given disk defines the access restrictions for all the resources or files stored on that disk. U.S. Pat. No. 5,889,952 to Hunnicutt, et al, issued March 30, 1999, filed: August 14, 1996 under the "STATEMENT OF THE PROBLEM" as part of prior art as of the filing date of August 14, 1996. Each host processor has exclusive access to its own set of storage devices and it cannot access the storage device of another host. U.S. Pat. No. 5,860,137 to Raz, et al,

93007135 071904
10/12/09 5:21:20PM

issued January 12, 1999, filed: July 21, 1995 under the “BACKGROUND OF THE INVENTION” As part of prior art as of the filing date of July 21, 1995. These groups of files form virtual disks, sometimes referred to as mini-disks, which for purposes of this description are identified by a number. A list of authorized users must exist for each mini-disk. U.S. Pat. No. 5,469,576 to Dauerer, et al, issued November 21, 1995, filed March 22, 1993. (Exhibit 1).

Given the Patentees sworn admission that a storage router was well known in the art, it would have been obvious to a person skilled in the art to start with a router and implement changes to address the need for access controls within the router. This, in turn, would have led to the design of a device that incorporated all the limitations as found in the ‘035 Patent.

X. A PERSON OF ORDINARY SKILL IN THE ART AT THE TIME OF THE ALLEGED INVENTION WOULD BE MOTIVATED TO ADD ACCESS CONTROLS TO EXISTING STORAGE ROUTERS

A Person of Ordinary Skill in the Art at the Time of the Alleged Invention

The ‘035 Patent identifies the invention as a bridge device. ‘035 Patent Column 5 starting at Line 34. At the time the ‘972 and ‘035 Patents were filed, a person skilled in the art of the computer field would have knowledge of networks, server, routers, bridges, and brouters. Furthermore, such a person would be familiar with connecting workstations and storage devices with the items listed above. It is thus important to identify what encompasses a bridge and other related devices at the time of the filing of the ‘035 application.

“In general, routers are used to interconnect different configurations of LANs (Ethernet to token ring, for example), over arbitrary distances, while bridges are used to interconnect locally like configurations of LANs (token ring to token ring, for example).”

0007125-071904



U.S. Patent No. 5,426,637 to Derby, et al, filed December 14, 1992, issued June 20, 1995, (Emphasis added). (Exhibit 1).

“A router is an internetworking device that chooses between multiple paths when sending data, particularly when the paths available span a multitude of types of local area and wide area interfaces. Routers are best used for (1) selecting the most efficient path between any two locations; (2) automatically re-routing around failures; (3) solving broadcast and security problems; and (4) establishing and administering organizational domains. One class of router, often called bridge/routers or Brouters, also implements switching functionality, such as transparent bridging and the like.”

U.S. Patent No. 5,802,278 to Isfeld, et al, identified as prior art as of the date of filing the application, starting at Column 1 at Line 23, filed January 23, 1996, issued September 1, 1998, (Emphasis added). (Exhibit 1).

A brouter (bridge/router) is a device that connects two or more LANs. A brouter allows stations on one LAN to connect to stations on different LANs. U.S. Patent No. 5,781,715 to Sheu, identified in “Prior Art” as of the filing date starting at Column 1, Line 26, filed October 13, 1992, issued July 14, 1998, emphasis added. (Exhibit 1).

“A previously known local area network (LAN) is used to interconnect multiple personal computers or work stations, called ‘clients,’ and a network server. The network server comprises a personal computer and a program which provides a variety of services to the clients. For example, the server manages a local disk (DASD) and permits selected (or all) clients on the LAN to access the disk. Also, the server may provide access by LAN clients to a local printer that the server manages. To access the local disk, the client must first establish a session or ‘log-on’ to the server with a valid account and password and request a connection to the local disk. In response, the server validates the account and password, and grants the connection if available. Then, the client requests a remote file operation (e.g. open, read, write, close) and furnishes associated parameters. In response, the server may copy (depending on the operation) the file from the local disk into RAM, and performs the operation requested by the client. If the file is updated, the server will copy the updated version back to the local disk, overwriting the previous version.”

U.S. Patent No. 5,642,515 to Jones, et al, titled “Network server for local and remote resources,” filed April 17, 1992, issued June 24, 1997, in the background section

identifying prior art, starting at Column 1 at Line 11, emphasis added. (Emphasis added). (Exhibit 1).

From the references above, it is clear that a person skilled in the art at the time of the filing of the '035 Patent application would understand the principles and applications of: 1) connecting a multiplicity of computing devices together, or to a system; 2) connecting a variety of peripherals to a system; 3) interfacing between like and different mediums; 4) controlling the access to storage units; 5) techniques for making a storage device transparent to a workstation (virtual local storage); and 6) a thorough understanding of similarities and differences in the various protocols in the computer field.

Motivation to add Access Controls to Existing Storage Routers

The central question in combining a variety of elements to arrive at the invention in a Patent is, "what would motivate a person to combine the elements?" In the present case, the Patentees have provided the answer to this question. Through sworn testimony, the Patentees identified a number of general problems in the field. The nature of the problem can lead inventors to look to references relating to possible solutions to that problem. In re Rinehart, 531 F.2d 1048, 1054, 189 USPQ 143, 149 (CCPA 1976).

As discussed above, inventor Hoese testified at trial that a storage router having every limitation of the alleged invention of the '972 and '035 Patents except for access control, was prior art as identified in Fig. 2 of the '035 Patent and the related written description. Also, inventor Hoese stated that the alleged invention of the '035 Patent was just adding access control to a storage router. The Iceberg, GEN5, CRD-5500, and IFT 3000 prior art RAID controllers were all "routers" (as defined by the Court in the *Chaparral* case) that performed access controls. The designers of each of those controllers understood clearly the benefits of having those RAID controllers perform access controls, as opposed to a network server. The article written by *Haugdahl*, above, identifies that making volumes private by using passwords was a desirable feature for a

network type system. Further, inventor Hoese identified that addressability was a well-known issue in the field. Further, the article written by *Haugdahl*, and the patents to Oeda, Yeung, Hefferon, DeKonig, Abadi, Hunnicutt, Raz, and Dauerer all discuss not only the existence of well-known techniques for restricting access to storage devices in systems involving multiple hosts and multiple storage devices, but the need to do so.

Given the prior art storage router in Fig. 2 of the '035 Patent, the prior art RAID controllers discussed herein, the teaching from *Haugdahl* that it was desirable to include access control in systems like the storage router in Fig. 2, the Patentees testimony that addressibility was an issue at the time of the alleged invention embodied in the '035 Patent, the numerous prior art patent references to access control, and the knowledge of those in the art regarding the use of access controls in storage systems, it would have been obvious to one skilled in the art at the time of the alleged invention of the '035 Patent to merely add access control to a prior art storage router and arrive at the '035 Patent.

**XI. VALIDITY ANALYSIS: EXHIBITS CITING PRIOR ART AND
EXPLAINING THE PERTINENCY AND MANNER OF
APPLYING THE CITED PRIOR ART**

Due to the large quantity of prior art cited in this request for reexamination, we include appendices and exhibits to explain the pertinency and manner of applying the cited prior art in tabular form rather than to embed hundreds of pages of analysis within this request. Although the analysis in the appendices and exhibits refer directly only to a selected subset of the claims of the '035 Patent, all arguments for invalidity apply equally to the remaining claims of the '035 Patent.

Appendix A includes an analysis of the meaning of terms used in Claim 1 of the '035 Patent, based upon the *Chaparral Markman* order, the patentee's admissions, and the prior art.

Appendix B includes a matrix summarizing and identifying the elements of Claim 1 of the '035 Patent that are found in each of the cited prior art U.S. Patents and printed publications.

Appendix C includes a listing of possible prior art combinations in support of an obviousness rejection claims of the '035 Patent under 35 U.S.C. §103.

Exhibit 22 includes charts for each of the U.S. Patents and printed publications identified in Appendix B, indicating the relevant portions of the prior art that pertain to elements of the '035 Patent claims.

Below, please find the detailed analysis of each of the fourteen (14) claims of the '035 Patent and summary of the prior art and combinations that render each claim invalid.

Claim 1.

Claim 1 states:

1. A storage router for providing virtual local storage on remote storage devices to devices, comprising:
 - a buffer providing memory work space for the storage router;
 - a first controller operable to connect to and interface with a first transport medium;
 - a second controller operable to connect to and interface with a second transport medium; and
 - a supervisor unit coupled to the first controller, the second controller and the buffer, the supervisor unit operable to map between devices connected to the first transport medium and the storage devices, to implement access controls for storage space on the storage devices and to process data in the buffer to interface between the first controller and the second controller to allow access from devices connected to the first transport medium to the storage devices using native low level, block protocols.

This claim is similar to Claim 1 of the '972 Patent, except that limitations for Fibre Channel and SCSI protocols have been removed, and the "to maintain a configuration ..." limitation has also been removed. For further discussion of the

differences between the '972 Patent claims and the '035 Patent claims, see see Exhibit 4 (differences in claims of the '972, '036, '035 and '854 Patents).

Claim 1 is Invalid Based on RAID Controllers in the Prior Art that Already Have Access Controls

As discussed above, the patentees admitted that Fig. 2 was prior art, and thus, that the idea of a "storage router" mapping between Fibre Channel workstations and SCSI disk drives was already known. Such a storage router is also clearly described in the manuals for the Maxstrat Gen5, [See Exhibit 10, Claim chart, and Exhibits 11 and 12, Gen5 manuals], CRD-5500 and the IFT-3000.

The patentees have admitted that the only component of the alleged invention of the '972 and '035 Patents that they believe to be innovative is the performance of "access control" using "low level, block protocols" in the router device.

However, as discussed above and demonstrated in Exhibits 10 and 11, the Maxstrat Gen5 router device implements access controls using low level, block protocols. As the Gen5 manuals show, access control was configured for the Gen5 by using the "ifp" command which includes the "luns bitmask enable" field. This field is used to specify the enabling of LUNs on interface ports to provide access to "facilities" (storage units). [See Exhibit 10, Claim chart, pages 5 and 6; see Exhibit 11, Gen5 System Guide, pages 4-42 to 4-43]. The same is true for the CRD-5500, IFT-3000 and Iceberg RAID controller/router devices.

The Court in the *Chaparral* case defined "implements access controls for storage space on the SCSI storage devices" as "provides controls which limit a computer's access to a specific subset of storage devices or sections of a single storage device." (Exhibit 6, starting on page 3; Exhibit 6, page 15). The Gen5 did exactly that - a simple and reasonable configuration of the Gen5 would result in some computers having access to specific RAID sets (which could be a subset of storage devices or sections of a single

storage device), while other computers would not have access to those specific storage units.

The CRD-5500 had a similar access control called "Host LUN Mapping." The CRD-5500 Host LUN Mapping feature made it possible to map RAID sets differently to each host. (Exhibit 14, CRD-5500 User's Guide, pages 1-1 and 4-5). The IFT-3000 also had a similar feature for mapping LUNs to logical drives (Exhibit 15 Claim chart).

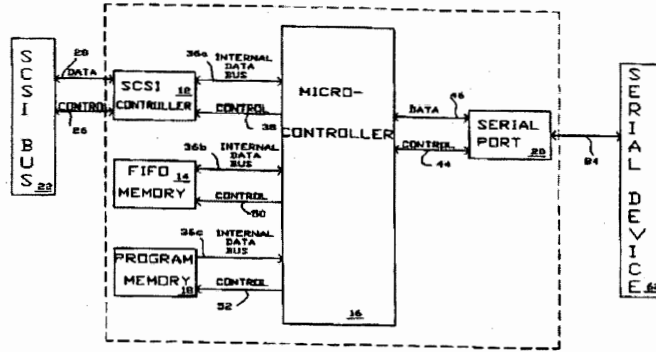
Thus, the Maxstrat Gen5, CRD-5500 and IFT-3000 (as well as the Iceberg and DEC HSZ70) all anticipate Claim 1 under 35 U.S.C. §102.

Claim 1 is Also Invalid Based on Adding Access Controls to U.S. Patents in the Prior Art

The RAID controllers discussed above anticipate and render the '035 Patent obvious because they include elements for "access control," as that term is used in the '035 Patent. The alleged invention of the '035 Patent can also be arrived at by starting with prior art U.S. Patents for storage routers and adding access controls. A listing of such prior art appears in Exhibits 1 and 22 and in Appendices B and C.

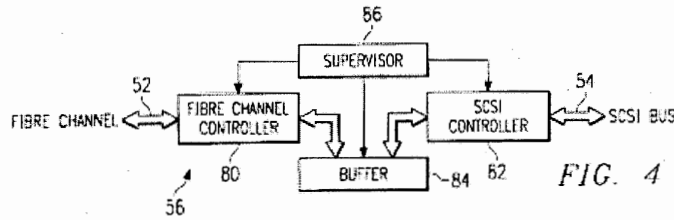
For example, U.S. Patent No. 5,748,924 (the '924 Patent) to Llorens, et al, filed October 17, 1995, issued May 5, 1998 is pertinent to discuss here, and a good reference to use for defining one such physical structure. As discussed above, 35 U.S.C. §303(a) authorizes the Patent Office to consider the Llorens prior art in a reexamination, even though this U.S. Patent was cited during the initial examination of the '035 Patent. The structure of Claim 1 in the '035 Patent is virtually identical to Fig. 1 of the '924 Patent shown below. (Exhibit 1).

'924 Patent to Llorens, Fig. 1



This figure identifies the same elements of the storage router depicted in Fig. 4 of the '035 Patent, such as a bus, Serial Device (Fibre Channel), and a memory (buffer).

Below is Fig. 4 of the '035 Patent.



FOI b7c b7d b7e b7f b7g b7h b7i b7j b7k b7l b7m b7n b7o b7p b7q b7r b7s b7t b7u b7v b7w b7x b7y b7z

The comparison between these two figures is striking. While Fig. 4 of the '035 Patent identifies data passing between the controllers and the buffer, it is important to note that this limitation is not present in Claim 1 of the '035 patent. This renders the functionality described by the two images to be nearly identical.

The '924 Patent was referenced as prior art in the '035 Patent application by the Patentees. This shows that a person skilled in the art at the time, such as the Patentees, would have known that the '924 was a relevant and useful foundation from which to solve the problems identified supra by the Patentees.

The '924 Patent addresses an adapter for facilitating communications between a Fibre Channel device and a SCSI device. This was also well known as described above in reference to the patents issued to Chatwani and Arrowood. The '924 structure allows for Fibre Channel to SCSI interfacing using native low-level block protocols, as discussed above. The use of low-level block protocols was also known in the prior art as shown in the patents issued to Malladi and Berman, shown above and addressed the known issue of reducing data translation requests. Further, the patentees admitted that Figure 2 of the '035 Patent was prior art.

While the '924 Patent addresses a single device on each side of the adapter, the principal could be expanded to a number of such devices. This is true where, as here, part of the statement of the problem in the field as sworn to by the inventor of the '035 Patent addressed multiple devices. This would include multiple devices cooperating with multiple storage units.

At the time of the '972 and '035 Patent Applications, a person skilled in the art trying to solve the problem of addressability of devices (as identified by the patentees) would certainly have relied upon disclosures in the prior art referring to access control from such sources as the patents issued to Oeda, Yung, Hefferon, DeKoning, Abadi, Hunnicutt, Raz, and Dauerer discussed above. Access control could be combined with transparent bridging between devices, which was well known in the art. See U.S. Patent No. 5,802,278 to Isfeld, et al, above. This combination provides virtual local storage as defined in the '035 Patent. (Exhibit 1).

Access control is not limited to any single embodiment. As identified in the written description of the '035 Patent, "Storage router 56 allows the configuration and modification of the storage allocated to each attached workstation 58 through the use of mapping tables or other mapping techniques." '035 Patent, starting at Column 4, Line 13. The claims of the '035 Patent cover any mapping techniques, and not just tables or

lists. As such, a person skilled in the art would have known of the numerous ways described above to achieve access control.

When viewing the teachings of the *Haugdahl* and *Bursky* articles, the Patentees sworn statements concerning issues that drove the field at the time of the alleged invention of the '035 Patent, and the numerous prior art references, it becomes clear that a person skilled in the art would have know to combine the references cited above and arrive at the '035 alleged invention.

Claim 2

Claim 2 depends from claim 1 and states:

2. The storage router of claim 1, wherein the supervisor unit maintains an allocation of subsets of storage space to associated devices connected to the first transport medium, wherein each subset is only accessible by the associated device connected to the first transport medium.

This claim is similar to Claim 2 of the '972 Patent, except that limitations for Fibre Channel and SCSI protocols have been removed, and the "to maintain a configuration ..." limitation has also been removed. A new limitation in this '035 Claim might also be that in this '035 Claim, the "supervisor unit maintains" that which "the configuration maintained by the supervisor includes" in the '972 Patent.

This claim specifies that each subset of storage space is only accessible by the associated device connected to the first transport medium.

This purported limitation is, however, just an aspect implied by the phrase "access controls" as found in Claim 1. If "access controls" mean "provides controls which limit a computer's access to a specific subset of storage devices or sections of a single storage device" (Exhibit 6, page 15), then limiting access to associate devices is simply one form of access control.

As discussed above with respect to Claim 1, the Maxstrat Gen5, CRD-5500 and IFT-3000 manuals all document exactly this kind of access control. Claim 2 is thus anticipated by the Gen5 RAID CRD-5500 and IFT-3000 RAID controller manuals.

Claim 3.

Claim 3 depends from claim 2 and states:

3. The storage router of claim 2, wherein the devices connected to the first transport medium comprise workstations.

This claim is similar to Claim 3 of the '972 Patent, except that limitations for Fibre Channel protocols have been removed.

Patentees own admissions, supra, identify that it was well known in the art that workstations were used routinely in conjunction with routers. In fact, the entire question of using a storage router would be moot if there were no workstations involved. This claim is squarely met in the prior art and a skilled person in the field would have found it obvious to connect workstations to the host (first transport medium) side of a storage router.

Claim 4.

Claim 4 depends from claim 2 and states:

4. The storage router of claim 2, wherein the storage devices comprise hard disk drives.

This claim is similar to Claim 4 of the '972 Patent, except that limitations for SCSI protocols have been removed.

Again, the Patentees own admissions, supra, identify that storage devices were routinely in the prior art. A person skilled in the art would have found it obvious to

This claim is similar to Claim 6 of the '972 Patent, except that limitations for SCSI protocols have been removed.

The written description in the '035 Patent identifies a SYMBIOS 53C8xx SCSI controller as part of an embodiment of the alleged invention, and the SYMBIOS controller was prior art at that time. Claim 6, like Claim 5, merely provides further definition for the second controller limitation found in Claim 1.

Claim 7.

Claim 7 states:

- 7. A storage network, comprising:
 - a first transport medium;
 - a second transport medium;
 - a plurality of workstations connected to the first transport medium;
 - a plurality of storage devices connected to the second transport medium; and
 - a storage router interfacing between the first transport medium and the second transport medium, the storage router providing virtual local storage on the storage devices to the workstations and operable:
 - to map between the workstations and the storage devices;
 - to implement access controls for storage space on the storage devices; and
 - to allow access from the workstations to the storage devices using native low level, block protocol in accordance with the mapping and access controls.

This claim is similar to Claim 7 of the '972 Patent, except that limitations for Fibre Channel and SCSI protocols have been removed.

Claim 7 identifies a "storage router" as a limitation. Since the patentees have chosen to define the phrase "storage router" in Claim 1, Claim 7 thus includes the storage router of Claim 1. Claim 7 is therefore the storage router of Claim 1 combined with communication links (cables), workstations and storage devices.

The only thing claim 7 adds to the alleged invention of claim 1 are the workstations, storage devices, and cables (transport media). These are the components that would naturally be required to use the alleged invention of Claim 1 in its ordinary, intended manner. In addition, Figure 2 generally depicts a storage network. Since Figure 2 is admitted to be prior art, the idea of a storage network is also admittedly prior art. Finally, the manuals and claim charts for the Gen5, CRD-5500 and IFT-3000 show that these products were intended to be used with workstations and disk drives. Thus, Claim 7 is anticipated and rendered obvious by the same prior art that anticipates Claim 1 and renders Claim 1 obvious.

IFT-3000

Claim 8.

Claim 8 depends from claim 7 and states:

8. The storage network of claim 7, wherein the access controls include an allocation of subsets of storage space to associated workstations, wherein each subset is only accessible by the associated workstation.

This claim is nearly identical to Claim 8 of the '972 Patent.

This claim merely restates the elements of Claim 2, but applied to Claim 7. Just as Claim 2 merely describes a prior-art aspect of "access control," so does Claim 8.

Claim 9.

Claim 9 depends from claim 7 and states:

9. The storage network of claim 7, wherein the storage devices comprise hard disk drives.

This claim is nearly identical to Claim 9 of the '972 Patent, except that limitations for Fibre Channel and SCSI protocols have been removed.

This claim merely restates the elements of Claim 4, but applied to Claim 7. Just as Claim 4 merely describes prior-art hard disk drives, so does Claim 9.

Claim 10.

Claim 10 depends from claim 7 and states:

10. The storage network of claim 7, wherein the storage router comprises:
- a buffer providing memory work space for the storage router;
 - a first controller operable to connect to and interface with the first transport medium, the first controller further operable to pull outgoing data from the buffer and to place incoming data into the buffer;
 - a second controller operable to connect to and interface with the second transport medium, the second controller further operable to pull outgoing data from the buffer and to place incoming data into the buffer; and
 - a supervisor unit coupled to the first controller, the second controller and the buffer, the supervisor unit operable:
 - to map between devices connected to the first transport medium and the storage devices, to implement the access controls for storage space on the storage devices and to process data in the buffer to interface between the first controller and the second controller to allow access from workstations to storage devices.

This claim is nearly identical to Claim 10 of the '972 Patent, except that limitations for Fibre Channel and SCSI protocols have been removed.

This claim merely restates the remaining elements of Claim 1 that were not expressly enumerated in Claim 7. These elements are clearly found in the Gen5, CRD-5500, and IFT-3000 RAID controllers, in the Tachyon and SYMBIOS controllers, as well as in many of the prior art U.S. Patents and articles describe in the appendices and exhibits.

Claim 11.

Claim 11 states:

11. A method for providing virtual local storage on remote storage devices connected to one transport medium to devices connected to another transport medium, comprising:
interfacing with a first transport medium;
interfacing with a second transport medium;
mapping between devices connected to the first transport medium and the storage devices and that implements access controls for storage space on the storage devices; and
allowing access from devices connected to the first transport medium to the storage devices using native low level, block protocols.

This claim is nearly identical to Claim 11 of the '972 Patent, except that limitations for Fibre Channel and SCSI protocols have been removed.

This claim merely restates the limitations of Claim 1, but in the form of a method claim. As such, like Claim 1, this claim is anticipated and rendered obvious by the numerous cited examples of prior art. See *Honeywell International, Inc. v. Universal Avionics Systems Corp*, 288 F.Supp.2d 638 (D.Del. 2003).

Claim 12.

Claim 12 depends from claim 11 and states:

12. The method of claim 11, wherein mapping between devices connected to the first transport medium and the storage devices includes allocating subsets of storage space to associated devices connected to the first transport medium, wherein each subset is only accessible by the associated device connected to the first transport medium.

This claim is nearly identical to Claim 11 of the '972 Patent, except that limitations for Fibre Channel and SCSI protocols have been removed.

This claim merely restates the elements of Claim 2, but applied to Claim 11. Just as Claim 2 merely describes a prior-art aspect of “access control,” so does Claim 12.

Claim 13.

Claim 13 depends from claim 12 and states:

13. The method of claim 12, wherein the devices connected to the first transport medium comprise workstations.

This claim is nearly identical to Claim 14 of the ‘972 Patent, except that limitations for Fibre Channel protocols have been removed.

This claim merely restates the elements of Claim 3, but applied to Claim 12. Just as Claim 3 merely describes prior-art workstations, so does Claim 13.

Claim 14.

Claim 14 depends from claim 12 and states:

14. The method of claim 12, wherein the storage devices comprise hard disk drives.

This claim is nearly identical to Claim 14 of the ‘972 Patent, except that limitations for SCSI protocols have been removed.

This claim merely restates the elements of Claim 4, but applied to Claim 12. Just as Claim 4 merely describes prior-art hard disk drives, so does Claim 14.

As has been shown and amply demonstrated by the Maxstrat Gen5, CRD-5500 and IFT-3000 manuals, all claims of the ‘035 Patent are anticipated under 35 U.S.C. §102 by printed publications.

XII. THERE ARE NO SECONDARY CONSIDERATIONS THAT WOULD INDICATE THAT THE ALLEGED INVENTION WAS NOT OBVIOUS

Secondary considerations for nonobviousness can include evidence of commercial success, long felt but unsolved needs, and failure of others. *Graham v. John Deere Co.*, 383 U.S. 1, 17-18, 86 S.Ct. 684, 15 L.Ed.2d 545 (1966). As discussed above, there were no long felt but unsolved needs that the alleged invention addressed. Furthermore, there is no indication that others attempted and failed to arrive at the alleged invention.

As to commercial success, there must be a sufficient relationship, or “nexus”, between the commercial success and the patented invention. *Demaco Corp. v. F. Von Langsdorff Licensing Ltd.*, 851 F.2d 1387, 1392 (C.A.Fed.1988). “The term ‘nexus’ is often used, in this context, to designate a legally and factually sufficient connection between the proven success and the patented invention, such that the objective evidence should be considered in the determination of nonobviousness.” *Id.* at 1392. The burden of proof as to this connection or nexus resides with the Patentee. *Id.*

Crossroads, the assignee of the ‘035 Patent, has never manufactured a product that covers the ‘035 Patent or the ‘972 Patent. Crossroads has never even written the code necessary to implement access controls on a router. While Crossroads may contend that there has been licensing of the ‘035 Patent and ‘972 Patent, there is no indication that any such licensing was a result of the invention as opposed to a desire on the part of the licensee to avoid the litigious bent of the Crossroads. There is no evidence of any nexus that any licensing was the result of the success of the alleged invention as embodied in the ‘035 Patent and market driven forces where a customer sought said invention. The Inventors have never made a router product that performs access controls, as described in the ‘035 Patent; in fact, they have never even written any software that can perform access controls. There is no indication of secondary considerations.

XIII. IN CONCLUSION, THE ‘035 PATENT IS INVALID AS BEING ANTICIPATED BY PRIOR ART RAID CONTROLLERS AND AS BEING

**OBVIOUS IN LIGHT OF THE NUMEROUS MOTIVATIONS TO COMBINE
AND THE VAST PRIOR ART**

The Maxstrat GEN5, CRD-5500, IFT-3000 and Iceberg (as well as the DEC HSZ70) satisfy every limitation that exists in the claims of the '035 Patent. Thus, they all anticipate the '035 Patent and therefore the '035 Patent is invalid.

The patentees have admitted under oath that the only inventive aspect of the '972 and '035 Patents was the movement of the "access controls" function from the network server into the router device. However, the combining of a storage router and access control and thereby arriving at the alleged invention of the '035 patent would have been obvious to one skilled in the art based on the numerous motivations to combine and the prior art references.

As to the question of obviousness, the existence of differences between prior art and the invention is not determinative. "But the mere existence of differences between the prior art and an invention does not establish the invention's nonobviousness. The gap between the prior art and respondent's system is simply not so great as to render the system nonobvious to one reasonably skilled in the art." *Dann v. Johnston* 425 U.S. 219, 230, 96 S.Ct. 1393, 1399 (U.S.Cust. & Pat.App.,1976)(a computer system case). In the present case, the gap is nonexistent due to the nature of the prior art and the clear motivation to combine. The '035 Patent is invalid as being anticipated and obvious.

Appendix and Exhibit List for '035 Reexamination

Following is a description of the appendices and exhibits included herein.


- Appendix A Analysis of the meaning of claim terms of '035 Patent
- Appendix B Matrix of claim elements of '035 Patent found in prior art
- Appendix C Listing of possible prior art combinations showing obviousness

- Exhibit 1 Copies of patents and printed publications relied upon
- Exhibit 2 Patent at issue (6,425,035)
- Exhibit 3 Certification of service
- Exhibit 4 Differences between claims of '972, '036, '035 and '854 Patents
- Exhibit 5 Motion for Summary Judgment, *Crossroads v. Dot Hill*
 - MSJ Exhibits 3, 4 & 5 Declarations of DEC HSZ70 inventor & witnesses
 - MSJ Exhibits 6, 7 & 8 DEC HSZ70 Manuals
 - MSJ Exhibit 11 DEC HSZ70 Software excerpt
 - MSJ Exhibit 15 Chart comparing DEC HSZ70 with claims of '035 Patent
- Exhibit 6 Markman Order, *Crossroads v. Chaparral*
- Exhibit 7 *Marlow* case
- Exhibit 8 *McGaughey* case
- Exhibit 9 Trial transcript of Hoese, *Crossroads v. Chaparral*
- Exhibit 10 Chart comparing Gen5 with claims of '035 Patent
- Exhibit 11 Gen5 System Guide
- Exhibit 12 Gen5 GUI User's Guide
- Exhibit 13 Declaration that Gen5 configuration was available
- Exhibit 14 CRD-5500 User's Manual
- Exhibit 15 Chart comparing IFT-3000 with claims of '035 Patent
- Exhibit 16 IFT-3000 Instruction Manual
- Exhibit 17 *Flasck* case
- Exhibit 18 *Haugdahl* article
- Exhibit 19 *Bursky* article
- Exhibit 20 Deposition of Hoese, *Crossroads v. Chaparral*
- Exhibit 21 Trial transcript of Russell, *Crossroads v. Chaparral*
- Exhibit 22 Charts comparing prior art with claims of '035 Patent

We respectfully request that reexamination of U.S. Patent No. 6,425,035 be undertaken based upon the substantial new question of Patentability raised herein.

July 19, 2004

Respectfully submitted,
Wang & Patel, PC
1301 Dove Street, Suite 1050
Newport Beach CA 92660
(949) 833-8483



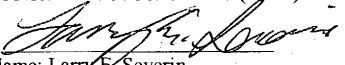
Natu J. Patel
Reg. No. 39559

Enclosures:

- Transmittal Form PTO/SB/57
- Appendices A, B and C
- Exhibits 1 through 22
- Check for \$2,520.00, Check no.: 3407

I hereby certify that this is being deposited with the U.S. Postal Service "Express Mail Post Office to Addressee" service under 37 CFR § 1.10 on the date indicated below and is addressed to:
Mail Stop Ex Parte Reexam, Commissioner for Patents, P.O. Box 1450, Alexandria, VA 22313-1450 on July 19, 2004. Express Mail Label Nos.: **EO 904 389 991 US (box 1)** and **EO 904 389 912 US (box 2)**.

Dated: July 19, 2004

Signed 
Print Name: Larry E. Severin

40007 426 07 1004




CERTIFICATE OF SERVICE

I hereby certify that a true copy of the attached **REQUEST FOR REEXAMINATION**, with accompanying exhibits, was served upon counsel of record at the address below via U.S. Postal Service Express Mail on July 19, 2004:

Gray Cary Ware & Freidenrich, LLP
Attn: Tracy McCreight, Esq.
1221 S. MoPac Expressway, Suite 400
Austin, TX 78746-6875

Date: July 19, 2004


Larry E. Severin

50007425 071904

APPENDIX A

9000125.01494
+05T/0" 52T/0006



00007425 071004

6,425,035 Patent	Definition of limitation	Prior Art
<p>What is claimed is:</p> <p>1. A storage router for providing</p>	<p>“Storage router”.</p> <p>A device which provides virtual local storage, maps, implements access controls, and allows access using native low level block protocols, and which forwards data from devices (such as a personal computer) connected on one side of the router, through the router, to storage devices connected on the other side of the storage router.</p> <p>Chaparral Markman Order</p>	<p>“Storage router”</p> <p>Admission by Patentee.</p> <p>Trial transcript of Hoese. Page 81, starting at line 3.</p> <p>Q. Figure – well, figure 2 is not your invention, right, sir?</p> <p>A. Figure 2 is not my invention.</p> <p>Q. And this description is in reference to figure 2, and this description mentions native low-level block protocols and mentions mapping, and you say figure 2 is not your invention?</p> <p>A. That’s correct.</p> <p>By admission of the Patentee, mapping and low-level block protocol are not the Patentee’s invention. They are, by admission, part of the prior art.</p> <p>“Access control”</p> <p>The specification discloses aspects of a distributed security system in which access to system resources is controlled by access control lists associated with each system resource.</p> <p>U.S. Patent No. 5,315,657 to Abadi, et al.</p> <p>Issued: May 24, 1994</p> <p>Filed: September 28, 1990</p> <p>Access control lists are used to define the extent to which different users will be allowed access to different resources on a server..... Depending on the level of access control implemented on a given</p>



00895-SS

		<p>server, access control lists for a given disk defines the access restrictions for all the resources or files stored on that disk. U.S. Pat. No. 5,889,952 To Hunnicutt, et al Issued: March 30, 1999 Filed: August 14, 1996 Under the "STATEMENT OF THE PROBLEM" as part of prior art as of the filing date of August 14, 1996.</p> <p>Each host processor has exclusive access to its own set of storage devices and it cannot access the storage device of another host. U.S. Pat. No. 5,860,137 To Raz, et al Issued: January 12, 1999 Filed: July 21, 1995 Under the "BACKGROUND OF THE INVENTION" As part of prior art as of the filing date of July 21, 1995</p> <p>These groups of files from virtual disks, sometimes referred to as mini-disks, which for purposes of this description are identified by a number. A list of authorized users must exist for each mini-disk. U.S. Pat. No. 5,469,576 To Dauerer, et al Issued: November 21, 1995 Filed: March 22, 1993</p> <p>"Virtual local storage" Admission by Patentee. Trial transcript of Hoese. Page 81, starting at line 3.</p> <p>Q. Figure -- well, figure 2 is not your invention, right, sir? A. Figure 2 is not my invention.</p>
--	--	---



1009125 071904
405720 SET 2006

		<p>“Access control” The specification discloses aspects of a distributed security system in which access to system resources is controlled by access control lists associated with each system resource. U.S. Patent No. 5,315,657 to Abadi, et al. Issued: May 24, 1994 Filed: September 28, 1990</p> <p>Access control lists are used to define the extent to which different users will be allowed access to different resources on a server. Depending on the level of access control implemented on a given server, access control lists for a given disk defines the access restrictions for all the resources or files stored on that disk. U.S. Pat. No. 5,889,952 To Hunnicutt, et al Issued: March 30, 1999 Filed: August 14, 1996 Under the “STATEMENT OF THE PROBLEM” as part of prior art as of the filing date of August 14, 1996.</p> <p>Each host processor has exclusive access to its own set of storage devices and it cannot access the storage device of another host. U.S. Pat. No. 5,860,137 To Raz, et al Issued: January 12, 1999 Filed: July 21, 1995 Under the “BACKGROUND OF THE INVENTION” As part of prior art as of the filing date of July 21, 1995</p> <p>These groups of files from virtual disks, sometimes referred to as mini-disks, which for purposes of this</p>
--	--	---

THE '20 PAT 2006

<p>a buffer providing memory work space for the storage router;</p>	<p>A buffer is a memory device that is utilized to temporarily hold data.</p> <p>Chaparral Markman Order.</p>	<p>U.S. Patent No. 5,748,924 to Llorens, et al, filed October 17, 1995, issued May 5, 1998.</p>
<p>a first controller operable to connect to and interface with a first transport medium;</p>	<p>A device that interfaces with a first transport medium.</p> <p>Based upon Chaparral Markman Order.</p>	<p>U.S. Patent No. 5,748,924 to Llorens, et al, filed October 17, 1995, issued May 5, 1998.</p>
<p>a second controller operable to connect to and interface with a second transport medium; and</p>	<p>A device that interfaces with a second transport medium.</p> <p>Chaparral Markman Order.</p>	<p>U.S. Patent No. 5,748,924 to Llorens, et al, filed October 17, 1995, issued May 5, 1998.</p>
<p>a supervisor unit coupled to the first controller, the second controller and the buffer, the supervisor unit operable to</p>	<p>A microprocessor programmed to process data in a buffer in order to map between devices connected to the first transport medium and storage devices and which implements access controls.</p> <p>Chaparral Markman Order.</p>	<p>U.S. Patent No. 5,748,924 to Llorens, et al, filed October 17, 1995, issued May 5, 1998.</p>
<p>map between devices connected to the first transport medium and the storage devices, to</p>	<p>To create a path from a device on one side of the storage router to a device on the other side of the router, i.e. from a Fibre Channel device to a SCSI device (or vice-versa). A "map" contains a representation of devices on each side of the storage router, so that when a device on one side of the storage router wants to communicate</p>	<p>Admission by Patentee. Trial transcript of Hoese. Page 81, starting at line 3.</p> <p>Q. Figure – well, figure 2 is not your invention, right, sir? R. Figure 2 is not my invention. Q. And this description is in reference to figure 2, and this description mentions native</p>



4007425 071904

	<p>with a device on the other side of the storage router, storage router can connect the devices.</p> <p>Chaparral Markman Order.</p>	<p>low-level block protocols and mentions mapping, and you say figure 2 is not your invention?</p> <p>A. That's correct.</p> <p>By admission of the Patentee, mapping is not part of the invention and is part of the prior art.</p> <p>As to a map, "Storage router 44 uses tables to map devices from one medium to the other and distributes requests and data across Fiber Channel 32 and SCSI bus 34 without any security access controls."</p> <p>'035 Patent, Col. 3 starting at line 56.</p> <p>U.S. Patent No. 5,748,924 to Llorens, et al, filed October 17, 1995, issued May 5, 1998.</p>
<p>implement access controls for storage space on the storage devices and</p>	<p>The phrase "implements access controls for storage space on the SCSI storage devices" means provides controls which limit a computer's access to a specific subset of storage devices or sections of a single storage devices.</p> <p>Chaparral Markman Order.</p>	<p>"Access control"</p> <p>The specification discloses aspects of a distributed security system in which access to system resources is controlled by access control lists associated with each system resource.</p> <p>U.S. Patent No. 5,315,657 to Abadi, et al. Issued: May 24, 1994 Filed: September 28, 1990</p> <p>Access control lists are used to define the extent to which different users will be allowed access to different resources on a server..... Depending on the level of access control implemented on a given server, access control lists for a given disk defines the access restrictions for all the resources or files stored on that disk.</p>

Patent No. 5,469,576

		<p>U.S. Pat. No. 5,889,952 To Hunnicutt, et al Issued: March 30, 1999 Filed: August 14, 1996 Under the "STATEMENT OF THE PROBLEM" as part of prior art as of the filing date of August 14, 1996.</p> <p>Each host processor has exclusive access to its own set of storage devices and it cannot access the storage device of another host. U.S. Pat. No. 5,860,137 To Raz, et al Issued: January 12, 1999 Filed: July 21, 1995 Under the "BACKGROUND OF THE INVENTION" As part of prior art as of the filing date of July 21, 1995</p> <p>These groups of files from virtual disks, sometimes referred to as mini-disks, which for purposes of this description are identified by a number. A list of authorized users must exist for each mini-disk. U.S. Pat. No. 5,469,576 To Dauerer, et al Issued: November 21, 1995 Filed: March 22, 1993</p>
<p>to process data in the buffer to interface between the first controller and the second controller to allow access from devices connected to the first transport medium to the storage devices using native low</p>		<p>U.S. Patent No. 5,748,924 to Llorens, et al, filed October 17, 1995, issued May 5, 1998.</p>

level, block protocols.			
----------------------------	--	--	--

1009 270

APPENDIX B

40140 5242000

Infortrend 103 Obviousness Claim Comparison Chart for Patent No. '035

Independent Claim 1 Elements

	Buffer	First Controller	Second Controller	Supervisor Unit	Map	Access Control	Low Protocols
High Performance							
FCS/ATM							
FC Storage							
Implementing FC							
New Serial VOs							
SCSI Apps							
6,219,771							
6,185,203							
6,108,684							
6,081,849							
6,073,218							
6,056,603							
5,959,994							
5,935,260							
5,933,824							
5,849,251							
5,835,496							
5,812,754							
5,809,328							
5,805,816							
5,768,623							
5,748,924							
5,727,218							
5,634,111							
5,632,012							
5,621,902							
5,613,082							
5,581,724							
5,581,709							
5,568,648							
5,564,019							
5,548,791							
5,544,313							
5,537,585							
5,519,695							
5,511,169							
5,507,032							
5,495,474							
5,491,812							
5,471,609							
5,469,576							
5,459,857							
5,450,570							
5,439,855							
5,423,028							
5,420,988							
5,416,915							
5,410,697							
5,410,667							
5,403,639							
5,396,596							
5,388,246							
5,388,243							
5,379,598							
5,379,585							
5,367,646							
5,361,347							
5,331,673							
5,301,290							
5,297,262							
5,247,638							
5,239,654							
5,226,143							
5,214,778							
5,212,785							
5,210,866							
5,202,856							
5,193,184							
5,193,168							
5,185,876							
5,155,845							
5,124,987							
5,077,736							
5,077,732							
4,897,874							
4,835,674							
4,825,406							
4,821,179							
4,811,278							
4,807,180							
4,787,028							
4,697,232							
4,620,295							
4,533,986							
4,504,827							
4,455,605							

100170-5212005

APPENDIX C

#BXF20522000

**Combinations of Prior Art
Forming a Basis for Rejection under 35 U.S.C. §103 for
Claim 1 of U.S. Patent No. 6,425,035**

The chart following in the next pages shows how U.S. patents and other printed publications may be combined to form a basis for rejection of U.S. Patent No. 6,425,035 (“the ‘035 Patent”) under 35 U.S.C. §103.

All U.S. patents listed here were filed before the effective filing date of the ‘035, and thus are available as prior art under 35 U.S.C. §102(e). The ‘035 Patent was filed on September 27, 2001, and claims priority to U.S. Patent No. 6,421,753 (filed on July 15, 1999), which in turn claims priority to U.S. Patent No. 5,941,972, which was filed on December 31, 1997. Thus, the effective filing date of the ‘035 Patent is December 31, 1997. All printed publications listed here that are not U.S. patents were published before the subject matter disclosed in the ‘035 Patent was invented, and thus are available as prior art under 35 U.S.C. §102(a). Some of these U.S. patents and printed publications were published more than one year before the ‘035 Patent was filed, and thus are also available as prior art under 35 U.S.C. §102(b).

Each primary prior art reference is listed in the chart as “Primary Reference,” followed on the same line by a code listed as “Claim Elements” describing which claim elements are present in that primary prior art reference. For each primary prior art reference, a list of secondary prior art references are listed as “Secondary References” with an accompanying “Claim Elements” code describing which claim elements are present in that secondary prior art reference. When the primary art reference is combined with any one of the secondary prior art references, all elements of Claim 1 are met so as to support invalidation of Claim 1 of the ‘035 Patent under 35 U.S.C. §103.

Here are the claim element codes, a short paraphrased description in parentheses, and the corresponding portions of Claim 1 of the ‘035 Patent:

-	“1. A storage router for providing virtual local storage on remote storage devices to devices, comprising: “
A	(Buffer) “a buffer providing memory work space for the storage router;”
B	(First Controller) “a first controller operable to connect to and interface with a first transport medium;”
C	(Second Controller) “a second controller operable to connect to and interface with a second transport medium; and”
D	(Supervisor Unit) “a supervisor unit coupled to the first controller, the second controller and the buffer;”
E	(Map) “the supervisor unit operable to map between devices connected to the first transport medium and the storage devices;”

1007 125 07 1904

F	(Access Control) “to implement access controls for storage space on the storage devices and”
-	“to process data in the buffer to interface between the first controller and the second controller to allow access from devices connected to the first transport medium to the storage devices”
G	(Low Protocols) “using native low level, block protocols.”

This breakdown of elements is the same as that used in the analysis of Claim 1 in Appendix B and Exhibit 22, where the specific portions of the prior art references are related to elements of claims of the ‘035 Patent. The preamble to Claim 1 does not have a claim element code, because the preamble is not a limitation. The “to process the data ...” portion of claim 1 also does not have a claim element code, because this aspect is a natural and obvious consequence of being a storage router as described, and thus does not represent an independent limitation of Claim 1.

For example, Appendix B shows that U.S. Patent No. 6,219,771 has elements A, B, C, D, E, and G, but possibly not element F. The section of the detailed matrix in Exhibit 22 for U.S. Patent No. 6,219,771 includes specific references that meet many elements of Claim 1 of the ‘035 Patent, but no reference is listed for claim element F for Access Control. This means that U.S. Patent No. 6,219,771 may be combined with another prior art reference that includes a description of Access Control to support a 35 U.S.C. §103 rejection. Therefore, in the chart in this Exhibit, the Primary Reference entry for U.S. Patent No. 6,219,771 is followed by claim element codes ABCDEG. Listed below this primary reference is a list of several secondary prior art references that all include at least claim element F, so that any of these secondary pieces of prior art can be combined with U.S. Patent No. 6,219,771 to describe all the elements of Claim 1 and thereby render Claim 1 of the ‘035 Patent obvious.

1
2
3
4
5
6
7
8
9
10
11
12
13
14
15
16
17
18
19
20
21
22
23
24
25
26
27
28
29
30
31
32
33
34
35
36
37
38
39
40
41
42
43
44
45
46
47
48
49
50
51
52
53
54
55
56
57
58
59
60
61
62
63
64
65
66
67
68
69
70
71
72
73
74
75
76
77
78
79
80
81
82
83
84
85
86
87
88
89
90
91
92
93
94
95
96
97
98
99
100
101
102
103
104
105
106
107
108
109
110
111
112
113
114
115
116
117
118
119
120
121
122
123
124
125
126
127
128
129
130
131
132
133
134
135
136
137
138
139
140
141
142
143
144
145
146
147
148
149
150
151
152
153
154
155
156
157
158
159
160
161
162
163
164
165
166
167
168
169
170
171
172
173
174
175
176
177
178
179
180
181
182
183
184
185
186
187
188
189
190
191
192
193
194
195
196
197
198
199
200
201
202
203
204
205
206
207
208
209
210
211
212
213
214
215
216
217
218
219
220
221
222
223
224
225
226
227
228
229
230
231
232
233
234
235
236
237
238
239
240
241
242
243
244
245
246
247
248
249
250
251
252
253
254
255
256
257
258
259
260
261
262
263
264
265
266
267
268
269
270
271
272
273
274
275
276
277
278
279
280
281
282
283
284
285
286
287
288
289
290
291
292
293
294
295
296
297
298
299
300
301
302
303
304
305
306
307
308
309
310
311
312
313
314
315
316
317
318
319
320
321
322
323
324
325
326
327
328
329
330
331
332
333
334
335
336
337
338
339
340
341
342
343
344
345
346
347
348
349
350
351
352
353
354
355
356
357
358
359
360
361
362
363
364
365
366
367
368
369
370
371
372
373
374
375
376
377
378
379
380
381
382
383
384
385
386
387
388
389
390
391
392
393
394
395
396
397
398
399
400
401
402
403
404
405
406
407
408
409
410
411
412
413
414
415
416
417
418
419
420
421
422
423
424
425
426
427
428
429
430
431
432
433
434
435
436
437
438
439
440
441
442
443
444
445
446
447
448
449
450
451
452
453
454
455
456
457
458
459
460
461
462
463
464
465
466
467
468
469
470
471
472
473
474
475
476
477
478
479
480
481
482
483
484
485
486
487
488
489
490
491
492
493
494
495
496
497
498
499
500
501
502
503
504
505
506
507
508
509
510
511
512
513
514
515
516
517
518
519
520
521
522
523
524
525
526
527
528
529
530
531
532
533
534
535
536
537
538
539
540
541
542
543
544
545
546
547
548
549
550
551
552
553
554
555
556
557
558
559
560
561
562
563
564
565
566
567
568
569
570
571
572
573
574
575
576
577
578
579
580
581
582
583
584
585
586
587
588
589
590
591
592
593
594
595
596
597
598
599
600
601
602
603
604
605
606
607
608
609
610
611
612
613
614
615
616
617
618
619
620
621
622
623
624
625
626
627
628
629
630
631
632
633
634
635
636
637
638
639
640
641
642
643
644
645
646
647
648
649
650
651
652
653
654
655
656
657
658
659
660
661
662
663
664
665
666
667
668
669
670
671
672
673
674
675
676
677
678
679
680
681
682
683
684
685
686
687
688
689
690
691
692
693
694
695
696
697
698
699
700
701
702
703
704
705
706
707
708
709
710
711
712
713
714
715
716
717
718
719
720
721
722
723
724
725
726
727
728
729
730
731
732
733
734
735
736
737
738
739
740
741
742
743
744
745
746
747
748
749
750
751
752
753
754
755
756
757
758
759
760
761
762
763
764
765
766
767
768
769
770
771
772
773
774
775
776
777
778
779
780
781
782
783
784
785
786
787
788
789
790
791
792
793
794
795
796
797
798
799
800
801
802
803
804
805
806
807
808
809
810
811
812
813
814
815
816
817
818
819
820
821
822
823
824
825
826
827
828
829
830
831
832
833
834
835
836
837
838
839
840
841
842
843
844
845
846
847
848
849
850
851
852
853
854
855
856
857
858
859
860
861
862
863
864
865
866
867
868
869
870
871
872
873
874
875
876
877
878
879
880
881
882
883
884
885
886
887
888
889
890
891
892
893
894
895
896
897
898
899
900
901
902
903
904
905
906
907
908
909
910
911
912
913
914
915
916
917
918
919
920
921
922
923
924
925
926
927
928
929
930
931
932
933
934
935
936
937
938
939
940
941
942
943
944
945
946
947
948
949
950
951
952
953
954
955
956
957
958
959
960
961
962
963
964
965
966
967
968
969
970
971
972
973
974
975
976
977
978
979
980
981
982
983
984
985
986
987
988
989
990
991
992
993
994
995
996
997
998
999
1000

6,425,035 Obviousness Combinations (need ABCDEFG)

Primary Reference: *SCSI applications on Fibre* Claim Elements: *ABCEG*

Secondary References	Claim Elements
High-Performance Data ...	BDEFG
Fibre channel storage ...	ABCDFG
5,848,251	BCDFG
5,634,111	ACDEF
5,613,082	ABCDEF
5,379,398	ABCDEF

Primary Reference: *New Serial I/Os Speed ...* Claim Elements: *BCE*

Secondary References	Claim Elements
Fibre channel storage ...	ABCDFG

Primary Reference: *Implementing a Fibre ...* Claim Elements: *AEG*

Secondary References	Claim Elements
Fibre channel storage ...	ABCDFG
5,848,251	BCDFG
5,613,082	ABCDEF
5,379,398	ABCDEF

Primary Reference: *High-Performance Data ...* Claim Elements: *BDEFG*

Secondary References	Claim Elements
SCSI applications on Fibre...	ABCEG
Fibre channel storage ...	ABCDFG
Fiber Channel (FCS)/ATM ...	ABCDEG
6,219,771	ABCDEG
6,185,203	ABCDE
6,081,849	ACG
6,055,603	ABCFG
5,959,994	ABCEG

5,935,260	ABCG
5,812,754	ABCF
5,809,328	ABCDEG
5,805,816	ABCEF
5,727,218	ABCDEG
5,634,111	ACDEF
5,632,012	ABCE
5,621,902	ABCDEG
5,613,082	ABCDEF
5,581,724	ACEG
5,491,812	ABCDG
5,459,857	ABCE
5,430,855	ABCE
5,410,667	ABCE
5,403,639	ABCEFG
5,396,596	ABCDG
5,388,246	ABC
5,388,243	ACDG
5,379,398	ABCDEF
5,379,385	ABCEG
5,361,347	ABCEF
5,297,262	ACDEG
5,247,638	ABCEG
5,239,654	ABC
5,214,778	ABCDE
5,210,866	ABCEG
5,202,856	ABCD
5,193,184	ABCEFG
5,155,845	ABCEG
5,124,987	ABCEG
5,077,736	ACDEG

NetApp Ex. 1009, pg. 277

4,897,874	ABCEFG
4,835,674	ABC
4,807,180	ABCE
4,787,028	ABCE
4,697,232	ABCE

Primary Reference: *Fibre channel storage ...* **Claim Elements:** ABCDFG

Secondary References	Claim Elements
SCSI applications on Fibre...	ABCEG
New Serial I/Os Speed ...	BCE
Implementing a Fibre ...	AEG
High-Performance Data ...	BDEFG
Fiber Channel (FCS)/ATM ...	ABCDEG
6,219,771	ABCDEG
6,185,203	ABCDE
5,959,994	ABCEG
5,809,328	ABCDEG
5,805,816	ABCEF
5,768,623	BE
5,727,218	ABCDEG
5,634,111	ACDEF
5,632,012	ABCE
5,621,902	ABCDEG
5,613,082	ABCDEF
5,581,724	ACEG
5,581,709	ADE
5,568,648	CE
5,548,791	ABE
5,544,313	E
5,537,585	E
5,519,695	ABEG
5,511,169	DE

"NET 1009" SET 2009

1009-1009-1009

5,507,032	E
5,471,609	BCE
5,459,857	ABCE
5,430,855	ABCE
5,423,026	CE
5,420,988	EG
5,416,915	AE
5,410,697	AE
5,410,667	ABCE
5,403,639	ABCEFG
5,379,398	ABCDEF
5,379,385	ABCEG
5,367,646	ABE
5,361,347	ABCEF
5,301,290	AE
5,297,262	ACDEG
5,247,638	ABCEG
5,226,143	AE
5,214,778	ABCDE
5,210,866	ABCEG
5,193,184	ABCEFG
5,193,168	BCDE
5,155,845	ABCEG
5,124,987	ABCEG
5,077,736	ACDEG
4,897,874	ABCEFG
4,807,180	ABCE
4,787,028	ABCE
4,697,232	ABCE
4,455,605	E

Primary Reference: *Fiber Channel (FCS)/ATM Claim Elements: ABCDEG*

Secondary References	Claim Elements
High-Performance Data ...	BDEFG
Fibre channel storage ...	ABCD FG
6,055,603	ABC FG
5,848,251	BCD FG
5,812,754	ABC F
5,805,816	ABCE F
5,634,111	ACDE F
5,613,082	ABCDEF
5,564,019	CF
5,469,576	F
5,403,639	ABCE FG
5,379,398	ABCDEF
5,361,347	ABCE F
5,193,184	ABCE FG
4,897,874	ABCE FG

Primary Reference: 6,219,771

Claim Elements: ABCDEG

Secondary References	Claim Elements
High-Performance Data ...	BDEFG
Fibre channel storage ...	ABCD FG
6,055,603	ABC FG
5,848,251	BCD FG
5,812,754	ABC F
5,805,816	ABCE F
5,634,111	ACDE F
5,613,082	ABCDEF
5,564,019	CF
5,469,576	F
5,403,639	ABCE FG
5,379,398	ABCDEF
5,361,347	ABCE F

5,193,184	ABCEFG
4,897,874	ABCEFG

Primary Reference: 6,185,203 *Claim Elements: ABCDE*

Secondary References	Claim Elements
High-Performance Data ...	BDEFG
Fibre channel storage ...	ABCDFG
6,055,603	ABCFG
5,848,251	BCDFG
5,403,639	ABCEFG
5,193,184	ABCEFG
4,897,874	ABCEFG

Primary Reference: 6,081,849 *Claim Elements: ACG*

Secondary References	Claim Elements
High-Performance Data ...	BDEFG
5,613,082	ABCDEF
5,379,398	ABCDEF

Primary Reference: 6,055,603 *Claim Elements: ABCFG*

Secondary References	Claim Elements
High-Performance Data ...	BDEFG
Fiber Channel (FCS)/ATM ...	ABCDEG
6,219,771	ABCDEG
6,185,203	ABCDE
5,809,328	ABCDEG
5,727,218	ABCDEG
5,634,111	ACDEF
5,621,902	ABCDEG
5,613,082	ABCDEF
5,581,709	ADE
5,511,169	DE
5,379,398	ABCDEF

5,297,262	ACDEG
5,214,778	ABCDE
5,193,168	BCDE
5,077,736	ACDEG

Primary Reference: 5,959,994 *Claim Elements: ABCEG*

Secondary References	Claim Elements
High-Performance Data ...	BDEFG
Fibre channel storage ...	ABCDFG
5,848,251	BCDFG
5,634,111	ACDEF
5,613,082	ABCDEF
5,379,398	ABCDEF

Primary Reference: 5,935,260 *Claim Elements: ABCG*

Secondary References	Claim Elements
High-Performance Data ...	BDEFG
5,634,111	ACDEF
5,613,082	ABCDEF
5,379,398	ABCDEF

Primary Reference: 5,848,251 *Claim Elements: BCDFG*

Secondary References	Claim Elements
SCSI applications on Fibre...	ABCEG
Implementing a Fibre ...	AEG
Fiber Channel (FCS)/ATM ...	ABCDEG
6,219,771	ABCDEG
6,185,203	ABCDE
5,959,994	ABCEG
5,809,328	ABCDEG
5,805,816	ABCEF
5,727,218	ABCDEG
5,634,111	ACDEF

0000126099

5,632,012	ABCE
5,621,902	ABCDEG
5,613,082	ABCDEF
5,581,724	ACEG
5,581,709	ADE
5,548,791	ABE
5,519,695	ABEG
5,459,857	ABCE
5,430,855	ABCE
5,416,915	AE
5,410,697	AE
5,410,667	ABCE
5,403,639	ABCEFG
5,379,398	ABCDEF
5,379,385	ABCEG
5,367,646	ABE
5,361,347	ABCEF
5,301,290	AE
5,297,262	ACDEG
5,247,638	ABCEG
5,226,143	AE
5,214,778	ABCDE
5,210,866	ABCEG
5,193,184	ABCEFG
5,155,845	ABCEG
5,124,987	ABCEG
5,077,736	ACDEG
4,897,874	ABCEFG
4,807,180	ABCE
4,787,028	ABCE
4,697,232	ABCE

1009-2013-000000

Primary Reference: 5,835,496 *Claim Elements: AG*

Secondary References	Claim Elements
5,613,082	ABCDEF
5,379,398	ABCDEF

Primary Reference: 5,812,754 *Claim Elements: ABCF*

Secondary References	Claim Elements
High-Performance Data ...	BDEFG
Fiber Channel (FCS)/ATM ...	ABCDEG
6,219,771	ABCDEG
5,809,328	ABCDEG
5,727,218	ABCDEG
5,621,902	ABCDEG
5,297,262	ACDEG
5,077,736	ACDEG

Primary Reference: 5,809,328 *Claim Elements: ABCDEG*

Secondary References	Claim Elements
High-Performance Data ...	BDEFG
Fibre channel storage ...	ABCDFG
6,055,603	ABCFG
5,848,251	BCDFG
5,812,754	ABCF
5,805,816	ABCEF
5,634,111	ACDEF
5,613,082	ABCDEF
5,564,019	CF
5,469,576	F
5,403,639	ABCEFG
5,379,398	ABCDEF
5,361,347	ABCEF
5,193,184	ABCEFG

THEFT 20 521 2008

4,897,874 ABCEFG

Primary Reference: 5,805,816 *Claim Elements: ABCEF*

Secondary References	Claim Elements
High-Performance Data ...	BDEFG
Fibre channel storage ...	ABCDFG
Fiber Channel (FCS)/ATM ...	ABCDEG
6,219,771	ABCDEG
5,848,251	BCDFG
5,809,328	ABCDEG
5,748,924	BCDG
5,727,218	ABCDEG
5,621,902	ABCDEG
5,491,812	ABCDG
5,396,596	ABCDG
5,388,243	ACDG
5,297,262	ACDEG
5,077,736	ACDEG

Primary Reference: 5,768,623 *Claim Elements: BE*

Secondary References	Claim Elements
Fibre channel storage ...	ABCDFG

Primary Reference: 5,748,924 *Claim Elements: BCDG*

Secondary References	Claim Elements
5,805,816	ABCEF
5,634,111	ACDEF
5,613,082	ABCDEF
5,403,639	ABCEFG
5,379,398	ABCDEF
5,361,347	ABCEF
5,193,184	ABCEFG
4,897,874	ABCEFG

Primary Reference: 5,727,218 *Claim Elements: ABCDEG*

Secondary References	Claim Elements
High-Performance Data ...	BDEFG
Fibre channel storage ...	ABCDFG
6,055,603	ABCFG
5,848,251	BCDFG
5,812,754	ABCF
5,805,816	ABCEF
5,634,111	ACDEF
5,613,082	ABCDEF
5,564,019	CF
5,469,576	F
5,403,639	ABCEFG
5,379,398	ABCDEF
5,361,347	ABCEF
5,193,184	ABCEFG
4,897,874	ABCEFG

Primary Reference: 5,634,111 *Claim Elements: ACDEF*

Secondary References	Claim Elements
SCSI applications on Fibre...	ABCEG
High-Performance Data ...	BDEFG
Fibre channel storage ...	ABCDFG
Fiber Channel (FCS)/ATM ...	ABCDEG
6,219,771	ABCDEG
6,055,603	ABCFG
5,959,994	ABCEG
5,935,260	ABCG
5,848,251	BCDFG
5,809,328	ABCDEG
5,748,924	BCDG
5,727,218	ABCDEG

5,621,902	ABCDEG
5,519,695	ABEG
5,491,812	ABCDG
5,403,639	ABCEFG
5,396,596	ABCDG
5,379,385	ABCEG
5,247,638	ABCEG
5,210,866	ABCEG
5,193,184	ABCEFG
5,155,845	ABCEG
5,124,987	ABCEG
4,897,874	ABCEFG
4,825,406	BCG
4,811,278	BCG

Primary Reference: 5,632,012 *Claim Elements: ABCE*

Secondary References	Claim Elements
High-Performance Data ...	BDEFG
Fibre channel storage ...	ABCDFG
5,848,251	BCDFG

Primary Reference: 5,621,902 *Claim Elements: ABCDEG*

Secondary References	Claim Elements
High-Performance Data ...	BDEFG
Fibre channel storage ...	ABCDFG
6,055,603	ABCDFG
5,848,251	BCDFG
5,812,754	ABCF
5,805,816	ABCEF
5,634,111	ACDEF
5,613,082	ABCDEF
5,564,019	CF
5,469,576	F

5,331,673	AG
5,297,262	ACDEG
5,247,638	ABCEG
5,210,866	ABCEG
5,193,184	ABCEFG
5,155,845	ABCEG
5,124,987	ABCEG
5,077,736	ACDEG
4,897,874	ABCEFG
4,825,406	BCG
4,811,278	BCG

Primary Reference: 5,581,724 *Claim Elements: ACEG*

Secondary References	Claim Elements
High-Performance Data ...	BDEFG
Fibre channel storage ...	ABCDFG
5,848,251	BCDFG
5,613,082	ABCDEF
5,379,398	ABCDEF

Primary Reference: 5,581,709 *Claim Elements: ADE*

Secondary References	Claim Elements
Fibre channel storage ...	ABCDFG
6,055,603	ABCFG
5,848,251	BCDFG
5,403,639	ABCEFG
5,193,184	ABCEFG
4,897,874	ABCEFG

Primary Reference: 5,568,648 *Claim Elements: CE*

Secondary References	Claim Elements
Fibre channel storage ...	ABCDFG

Primary Reference: 5,564,019 *Claim Elements: CF*

40612022000

Secondary References Claim Elements

Fiber Channel (FCS)/ATM ...	ABCDEG
6,219,771	ABCDEG
5,809,328	ABCDEG
5,727,218	ABCDEG
5,621,902	ABCDEG

Primary Reference: 5,548,791 Claim Elements: ABE

Secondary References Claim Elements

Fibre channel storage ...	ABCDFG
5,848,251	BCDFG

Primary Reference: 5,544,313 Claim Elements: E

Secondary References Claim Elements

Fibre channel storage ...	ABCDFG
---------------------------	--------

Primary Reference: 5,537,585 Claim Elements: E

Secondary References Claim Elements

Fibre channel storage ...	ABCDFG
---------------------------	--------

Primary Reference: 5,519,695 Claim Elements: ABEG

Secondary References Claim Elements

Fibre channel storage ...	ABCDFG
5,848,251	BCDFG
5,634,111	ACDEF
5,613,082	ABCDEF
5,379,398	ABCDEF

Primary Reference: 5,511,169 Claim Elements: DE

Secondary References Claim Elements

Fibre channel storage ...	ABCDFG
6,055,603	ABCFG
5,403,639	ABCEFG
5,193,184	ABCEFG

5,548,791
 5,544,313
 5,537,585
 5,519,695
 5,511,169

4,897,874 ABCEFG

Primary Reference: 5,507,032 *Claim Elements: E*

Secondary References	Claim Elements
Fibre channel storage ...	ABCDFG

Primary Reference: 5,491,812 *Claim Elements: ABCDG*

Secondary References	Claim Elements
High-Performance Data ...	BDEFG
5,805,816	ABCEF
5,634,111	ACDEF
5,613,082	ABCDEF
5,403,639	ABCEFG
5,379,398	ABCDEF
5,361,347	ABCEF
5,193,184	ABCEFG
4,897,874	ABCEFG

Primary Reference: 5,471,609 *Claim Elements: BCE*

Secondary References	Claim Elements
Fibre channel storage ...	ABCDFG

Primary Reference: 5,469,576 *Claim Elements: F*

Secondary References	Claim Elements
Fiber Channel (FCS)/ATM ...	ABCDEG
6,219,771	ABCDEG
5,809,328	ABCDEG
5,727,218	ABCDEG
5,621,902	ABCDEG

Primary Reference: 5,459,857 *Claim Elements: ABCE*

Secondary References	Claim Elements
High-Performance Data ...	BDEFG
Fibre channel storage ...	ABCDFG

405752750

5,848,251 BCDFG

Primary Reference: 5,430,855 *Claim Elements: ABCE*

Secondary References Claim Elements

High-Performance Data ... BDEFG

Fibre channel storage ... ABCDFG

5,848,251 BCDFG

Primary Reference: 5,423,026 *Claim Elements: CE*

Secondary References Claim Elements

Fibre channel storage ... ABCDFG

Primary Reference: 5,420,988 *Claim Elements: EG*

Secondary References Claim Elements

Fibre channel storage ... ABCDFG

5,613,082 ABCDEF

5,379,398 ABCDEF

Primary Reference: 5,416,915 *Claim Elements: AE*

Secondary References Claim Elements

Fibre channel storage ... ABCDFG

5,848,251 BCDFG

Primary Reference: 5,410,697 *Claim Elements: AE*

Secondary References Claim Elements

Fibre channel storage ... ABCDFG

5,848,251 BCDFG

Primary Reference: 5,410,667 *Claim Elements: ABCE*

Secondary References Claim Elements

High-Performance Data ... BDEFG

Fibre channel storage ... ABCDFG

5,848,251 BCDFG

Primary Reference: 5,403,639 *Claim Elements: ABCEFG*

Secondary References Claim Elements

High-Performance Data ...	BDEFG
Fibre channel storage ...	ABCDFG
Fiber Channel (FCS)/ATM ...	ABCDEG
6,219,771	ABCDEG
6,185,203	ABCDE
5,848,251	BCDFG
5,809,328	ABCDEG
5,748,924	BCDG
5,727,218	ABCDEG
5,634,111	ACDEF
5,621,902	ABCDEG
5,613,082	ABCDEF
5,581,709	ADE
5,511,169	DE
5,491,812	ABCDG
5,396,596	ABCDG
5,388,243	ACDG
5,379,398	ABCDEF
5,297,262	ACDEG
5,214,778	ABCDE
5,202,856	ABCD
5,193,168	BCDE
5,077,736	ACDEG
4,504,927	BD

Primary Reference: 5,396,596 *Claim Elements: ABCDG*

Secondary References Claim Elements

High-Performance Data ...	BDEFG
5,805,816	ABCEF
5,634,111	ACDEF
5,613,082	ABCDEF

5,403,639	ABCEFG
5,379,398	ABCDEF
5,361,347	ABCEF
5,193,184	ABCEFG
4,897,874	ABCEFG

Primary Reference: 5,388,246 *Claim Elements: ABC*

Secondary References	Claim Elements
High-Performance Data ...	BDEFG

Primary Reference: 5,388,243 *Claim Elements: ACDG*

Secondary References	Claim Elements
High-Performance Data ...	BDEFG
5,805,816	ABCEF
5,613,082	ABCDEF
5,403,639	ABCEFG
5,379,398	ABCDEF
5,361,347	ABCEF
5,193,184	ABCEFG
4,897,874	ABCEFG

990748 07 2006

Primary Reference: 5,379,398 *Claim Elements: ABCDEF*

Secondary References	Claim Elements
SCSI applications on Fibre...	ABCEG
Implementing a Fibre ...	AEG
High-Performance Data ...	BDEFG
Fibre channel storage ...	ABCDGF
Fiber Channel (FCS)/ATM ...	ABCDEG
6,219,771	ABCDEG
6,081,849	ACG
6,055,603	ABCFG
5,959,994	ABCEG
5,935,260	ABCG

5,379,385

5,848,251	BCDFG
5,835,496	AG
5,809,328	ABCDEG
5,748,924	BCDG
5,727,218	ABCDEG
5,621,902	ABCDEG
5,581,724	ACEG
5,519,695	ABEG
5,491,812	ABCDG
5,420,988	EG
5,403,639	ABCEFG
5,396,596	ABCDG
5,388,243	ACDG
5,379,385	ABCEG
5,331,673	AG
5,297,262	ACDEG
5,247,638	ABCEG
5,210,866	ABCEG
5,193,184	ABCEFG
5,155,845	ABCEG
5,124,987	ABCEG
5,077,736	ACDEG
4,897,874	ABCEFG
4,825,406	BCG
4,811,278	BCG

Primary Reference: 5,379,385	Claim Elements: ABCEG
-------------------------------------	------------------------------

Secondary References	Claim Elements
High-Performance Data ...	BDEFG
Fibre channel storage ...	BCDFG
5,848,251	BCDFG
5,634,111	ACDEF

5,613,082	ABCDEF
5,379,398	ABCDEF

Primary Reference: 5,367,646 *Claim Elements: ABE*

Secondary References	Claim Elements
Fibre channel storage ...	ABCDFG
5,848,251	BCDFG

Primary Reference: 5,361,347 *Claim Elements: ABCEF*

Secondary References	Claim Elements
High-Performance Data ...	BDEFG
Fibre channel storage ...	ABCDFG
Fiber Channel (FCS)/ATM ...	ABCDEG
6,219,771	ABCDEG
5,848,251	BCDFG
5,809,328	ABCDEG
5,748,924	BCDG
5,727,218	ABCDEG
5,621,902	ABCDEG
5,491,812	ABCDG
5,396,596	ABCDG
5,388,243	ACDG
5,297,262	ACDEG
5,077,736	ACDEG

Primary Reference: 5,331,673 *Claim Elements: AG*

Secondary References	Claim Elements
5,613,082	ABCDEF
5,379,398	ABCDEF

Primary Reference: 5,301,290 *Claim Elements: AE*

Secondary References	Claim Elements
Fibre channel storage ...	ABCDFG
5,848,251	BCDFG

1009 Ex. 1009

Primary Reference: 5,297,262 *Claim Elements: ACDEG*

Secondary References	Claim Elements
High-Performance Data ...	BDEFG
Fibre channel storage ...	ABCDG
6,055,603	ABCFG
5,848,251	BCDFG
5,812,754	ABCF
5,805,816	ABCEF
5,613,082	ABCDEF
5,403,639	ABCEFG
5,379,398	ABCDEF
5,361,347	ABCEF
5,193,184	ABCEFG
4,897,874	ABCEFG

Primary Reference: 5,247,638 *Claim Elements: ABCEG*

Secondary References	Claim Elements
High-Performance Data ...	BDEFG
Fibre channel storage ...	ABCDG
5,848,251	BCDFG
5,634,111	ACDEF
5,613,082	ABCDEF
5,379,398	ABCDEF

Primary Reference: 5,239,654 *Claim Elements: ABC*

Secondary References	Claim Elements
High-Performance Data ...	BDEFG

Primary Reference: 5,226,143 *Claim Elements: AE*

Secondary References	Claim Elements
Fibre channel storage ...	ABCDG
5,848,251	BCDFG

1009 Ex. 1009

Primary Reference: 5,214,778 *Claim Elements: ABCDE*

Secondary References	Claim Elements
High-Performance Data ...	BDEFG
Fibre channel storage ...	ABCDFG
6,055,603	ABCFG
5,848,251	BCDFG
5,403,639	ABCEFG
5,193,184	ABCEFG
4,897,874	ABCEFG

Primary Reference: 5,210,866 *Claim Elements: ABCEG*

Secondary References	Claim Elements
High-Performance Data ...	BDEFG
Fibre channel storage ...	ABCDFG
5,848,251	BCDFG
5,634,111	ACDEF
5,613,082	ABCDEF
5,379,398	ABCDEF

Primary Reference: 5,202,856 *Claim Elements: ABCD*

Secondary References	Claim Elements
High-Performance Data ...	BDEFG
5,403,639	ABCEFG
5,193,184	ABCEFG
4,897,874	ABCEFG

Primary Reference: 5,193,184 *Claim Elements: ABCEFG*

Secondary References	Claim Elements
High-Performance Data ...	BDEFG
Fibre channel storage ...	ABCDFG
Fiber Channel (FCS)/ATM ...	ABCDEG
6,219,771	ABCDEG
6,185,203	ABCDE

5,214,778
 5,210,866
 5,202,856
 5,193,184

5,848,251	BCDFG
5,809,328	ABCDEG
5,748,924	BCDG
5,727,218	ABCDEG
5,634,111	ACDEF
5,621,902	ABCDEG
5,613,082	ABCDEF
5,581,709	ADE
5,511,169	DE
5,491,812	ABCDG
5,396,596	ABCDG
5,388,243	ACDG
5,379,398	ABCDEF
5,297,262	ACDEG
5,214,778	ABCDE
5,202,856	ABCD
5,193,168	BCDE
5,077,736	ACDEG
4,504,927	BD

495720 SET 2006

Primary Reference: 5,193,168 **Claim Elements:** BCDE

Secondary References	Claim Elements
Fibre channel storage ...	ABCDFG
6,055,603	ABCFG
5,403,639	ABCEFG
5,193,184	ABCEFG
4,897,874	ABCEFG

Primary Reference: 5,155,845 **Claim Elements:** ABCEG

Secondary References	Claim Elements
High-Performance Data ...	BDEFG
Fibre channel storage ...	ABCDFG
5,848,251	BCDFG

5,634,111	ACDEF
5,613,082	ABCDEF
5,379,398	ABCDEF

Primary Reference: 5,124,987 *Claim Elements: ABCEG*

Secondary References	Claim Elements
High-Performance Data ...	BDEFG
Fibre channel storage ...	ABCDFG
5,848,251	BCDFG
5,634,111	ACDEF
5,613,082	ABCDEF
5,379,398	ABCDEF

Primary Reference: 5,077,736 *Claim Elements: ACDEG*

Secondary References	Claim Elements
High-Performance Data ...	BDEFG
Fibre channel storage ...	ABCDFG
6,055,603	ABCFG
5,848,251	BCDFG
5,812,754	ABCF
5,805,816	ABCEF
5,613,082	ABCDEF
5,403,639	ABCEFG
5,379,398	ABCDEF
5,361,347	ABCEF
5,193,184	ABCEFG
4,897,874	ABCEFG

Primary Reference: 4,897,874 *Claim Elements: ABCEFG*

Secondary References	Claim Elements
High-Performance Data ...	BDEFG
Fibre channel storage ...	ABCDFG
Fiber Channel (FCS)/ATM ...	ABCDEG

1009-1009-1009

6,219,771	ABCDEG
6,185,203	ABCDE
5,848,251	BCDFG
5,809,328	ABCDEG
5,748,924	BCDG
5,727,218	ABCDEG
5,634,111	ACDEF
5,621,902	ABCDEG
5,613,082	ABCDEF
5,581,709	ADE
5,511,169	DE
5,491,812	ABCDG
5,396,596	ABCDG
5,388,243	ACDG
5,379,398	ABCDEF
5,297,262	ACDEG
5,214,778	ABCDE
5,202,856	ABCD
5,193,168	BCDE
5,077,736	ACDEG
4,504,927	BD

4
5
6
7
8
9
10
11
12
13
14
15
16
17
18
19
20
21
22
23
24
25
26
27
28
29
30
31
32
33
34
35
36
37
38
39
40
41
42
43
44
45
46
47
48
49
50
51
52
53
54
55
56
57
58
59
60
61
62
63
64
65
66
67
68
69
70
71
72
73
74
75
76
77
78
79
80
81
82
83
84
85
86
87
88
89
90
91
92
93
94
95
96
97
98
99
100
101
102
103
104
105
106
107
108
109
110
111
112
113
114
115
116
117
118
119
120
121
122
123
124
125
126
127
128
129
130
131
132
133
134
135
136
137
138
139
140
141
142
143
144
145
146
147
148
149
150
151
152
153
154
155
156
157
158
159
160
161
162
163
164
165
166
167
168
169
170
171
172
173
174
175
176
177
178
179
180
181
182
183
184
185
186
187
188
189
190
191
192
193
194
195
196
197
198
199
200
201
202
203
204
205
206
207
208
209
210
211
212
213
214
215
216
217
218
219
220
221
222
223
224
225
226
227
228
229
230
231
232
233
234
235
236
237
238
239
240
241
242
243
244
245
246
247
248
249
250
251
252
253
254
255
256
257
258
259
260
261
262
263
264
265
266
267
268
269
270
271
272
273
274
275
276
277
278
279
280
281
282
283
284
285
286
287
288
289
290
291
292
293
294
295
296
297
298
299
300
301
302
303
304
305
306
307
308
309
310
311
312
313
314
315
316
317
318
319
320
321
322
323
324
325
326
327
328
329
330
331
332
333
334
335
336
337
338
339
340
341
342
343
344
345
346
347
348
349
350
351
352
353
354
355
356
357
358
359
360
361
362
363
364
365
366
367
368
369
370
371
372
373
374
375
376
377
378
379
380
381
382
383
384
385
386
387
388
389
390
391
392
393
394
395
396
397
398
399
400
401
402
403
404
405
406
407
408
409
410
411
412
413
414
415
416
417
418
419
420
421
422
423
424
425
426
427
428
429
430
431
432
433
434
435
436
437
438
439
440
441
442
443
444
445
446
447
448
449
450
451
452
453
454
455
456
457
458
459
460
461
462
463
464
465
466
467
468
469
470
471
472
473
474
475
476
477
478
479
480
481
482
483
484
485
486
487
488
489
490
491
492
493
494
495
496
497
498
499
500
501
502
503
504
505
506
507
508
509
510
511
512
513
514
515
516
517
518
519
520
521
522
523
524
525
526
527
528
529
530
531
532
533
534
535
536
537
538
539
540
541
542
543
544
545
546
547
548
549
550
551
552
553
554
555
556
557
558
559
560
561
562
563
564
565
566
567
568
569
570
571
572
573
574
575
576
577
578
579
580
581
582
583
584
585
586
587
588
589
590
591
592
593
594
595
596
597
598
599
600
601
602
603
604
605
606
607
608
609
610
611
612
613
614
615
616
617
618
619
620
621
622
623
624
625
626
627
628
629
630
631
632
633
634
635
636
637
638
639
640
641
642
643
644
645
646
647
648
649
650
651
652
653
654
655
656
657
658
659
660
661
662
663
664
665
666
667
668
669
670
671
672
673
674
675
676
677
678
679
680
681
682
683
684
685
686
687
688
689
690
691
692
693
694
695
696
697
698
699
700
701
702
703
704
705
706
707
708
709
710
711
712
713
714
715
716
717
718
719
720
721
722
723
724
725
726
727
728
729
730
731
732
733
734
735
736
737
738
739
740
741
742
743
744
745
746
747
748
749
750
751
752
753
754
755
756
757
758
759
760
761
762
763
764
765
766
767
768
769
770
771
772
773
774
775
776
777
778
779
780
781
782
783
784
785
786
787
788
789
790
791
792
793
794
795
796
797
798
799
800
801
802
803
804
805
806
807
808
809
810
811
812
813
814
815
816
817
818
819
820
821
822
823
824
825
826
827
828
829
830
831
832
833
834
835
836
837
838
839
840
841
842
843
844
845
846
847
848
849
850
851
852
853
854
855
856
857
858
859
860
861
862
863
864
865
866
867
868
869
870
871
872
873
874
875
876
877
878
879
880
881
882
883
884
885
886
887
888
889
890
891
892
893
894
895
896
897
898
899
900
901
902
903
904
905
906
907
908
909
910
911
912
913
914
915
916
917
918
919
920
921
922
923
924
925
926
927
928
929
930
931
932
933
934
935
936
937
938
939
940
941
942
943
944
945
946
947
948
949
950
951
952
953
954
955
956
957
958
959
960
961
962
963
964
965
966
967
968
969
970
971
972
973
974
975
976
977
978
979
980
981
982
983
984
985
986
987
988
989
990
991
992
993
994
995
996
997
998
999
1000

Primary Reference: 4,835,674 *Claim Elements: ABC*

Secondary References	Claim Elements
High-Performance Data ...	BDEFG

Primary Reference: 4,825,406 *Claim Elements: BCG*

Secondary References	Claim Elements
5,634,111	ACDEF
5,613,082	ABCDEF
5,379,398	ABCDEF

Primary Reference: 4,811,278 *Claim Elements: BCG*

Secondary References	Claim Elements
5,634,111	ACDEF
5,613,082	ABCDEF
5,379,398	ABCDEF

Primary Reference: 4,807,180 *Claim Elements: ABCE*

Secondary References	Claim Elements
High-Performance Data ...	BDEFG
Fibre channel storage ...	ABCDFG
5,848,251	BCDFG

Primary Reference: 4,787,028 *Claim Elements: ABCE*

Secondary References	Claim Elements
High-Performance Data ...	BDEFG
Fibre channel storage ...	ABCDFG
5,848,251	BCDFG

Primary Reference: 4,697,232 *Claim Elements: ABCE*

Secondary References	Claim Elements
High-Performance Data ...	BDEFG
Fibre channel storage ...	ABCDFG
5,848,251	BCDFG

Primary Reference: 4,504,927 *Claim Elements: BD*

Secondary References	Claim Elements
5,403,639	ABCEFG
5,193,184	ABCEFG
4,897,874	ABCEFG

Primary Reference: 4,455,605 *Claim Elements: E*

Secondary References	Claim Elements
Fibre channel storage ...	ABCDFG

405723 5572002



(12) **United States Patent**
Hoese et al.

(10) **Patent No.:** US 6,425,035 B2
 (45) **Date of Patent:** *Jul. 23, 2002

(54) **STORAGE ROUTER AND METHOD FOR PROVIDING VIRTUAL LOCAL STORAGE**

(75) **Inventors:** Geoffrey B. Hoese, Austin; Jeffrey T. Russell, Cibolo, both of TX (US)

(73) **Assignee:** Crossroads Systems, Inc., Austin, TX (US)

(*) **Notice:** Subject to any disclaimer, the term of this patent is extended or adjusted under 35 U.S.C. 154(b) by 0 days.

This patent is subject to a terminal disclaimer.

5,935,260 A	*	8/1999	Ofer	714/42
5,941,972 A	*	8/1999	Hoese et al.	710/129
5,959,994 A	*	9/1999	Boggs et al.	370/399
6,041,381 A	*	3/2000	Hoese	710/129
6,055,603 A	*	4/2000	Ofer et al.	711/113
6,065,087 A	*	5/2000	Keaveny et al.	710/129
6,075,863 A	*	6/2000	Krishnan et al.	380/49
6,098,149 A	*	8/2000	Ofer et al.	711/112
6,118,766 A	*	9/2000	Akers	370/249
6,148,004 A	*	11/2000	Nelson et al.	370/463
6,185,203 B1	*	2/2001	Berman	370/351
6,209,023 B1	*	3/2001	Dimitroff et al.	709/211
6,230,218 B1	*	5/2001	Caspers et al.	710/20
6,341,315 B1	*	1/2002	Arroyo et al.	709/230
6,343,324 B1	*	1/2002	Hubis et al.	709/229

* cited by examiner

(21) **Appl. No.:** 09/965,335

(22) **Filed:** Sep. 27, 2001

Related U.S. Application Data

(63) Continuation of application No. 09/354,682, filed on Jul. 15, 1999, which is a continuation of application No. 09/001,799, filed on Dec. 31, 1997, now Pat. No. 5,941,972.

(51) **Int. Cl.**⁷ G06F 13/00

(52) **U.S. Cl.** 710/129; 710/128; 710/8; 710/36; 710/105

(58) **Field of Search** 710/1-5, 8-13, 710/36-38, 105, 100-101, 126-131; 711/100, 112, 113; 714/42

(56) **References Cited**

U.S. PATENT DOCUMENTS

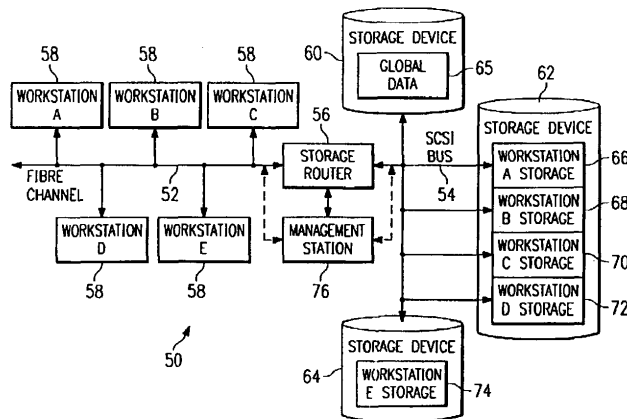
5,748,924 A	*	5/1998	Llorens et al.	710/129
5,768,623 A	*	6/1998	Judd et al.	710/37
5,809,328 A	*	9/1998	Nogales et al.	710/5
5,812,754 A	*	9/1998	Lui et al.	714/6
5,835,496 A	*	11/1998	Yeung et al.	370/514
5,848,251 A	*	12/1998	Lomelino et al.	710/129

Primary Examiner—Christopher B. Shin
 (74) *Attorney, Agent, or Firm*—Gray Cary Ware & Friedrich LLP

(57) **ABSTRACT**

A storage router (56) and storage network (50) provide virtual local storage on remote SCSI storage devices (60, 62, 64) to Fiber Channel devices. A plurality of Fiber Channel devices, such as workstations (58), are connected to a Fiber Channel transport medium (52), and a plurality of SCSI storage devices (60, 62, 64) are connected to a SCSI bus transport medium (54). The storage router (56) interfaces between the Fibre Channel transport medium (52) and the SCSI bus transport medium (54). The storage router (56) maps between the workstations (58) and the SCSI storage devices (60, 62, 64) and implements access controls for storage space on the SCSI storage devices (60, 62, 64). The storage router (56) then allows access from the workstations (58) to the SCSI storage devices (60, 62, 64) using native low level, block protocol in accordance with the mapping and the access controls.

14 Claims, 2 Drawing Sheets



11/13/2009 10:58:58 AM

U.S. Patent

Jul. 23, 2002

Sheet 1 of 2

US 6,425,035 B2

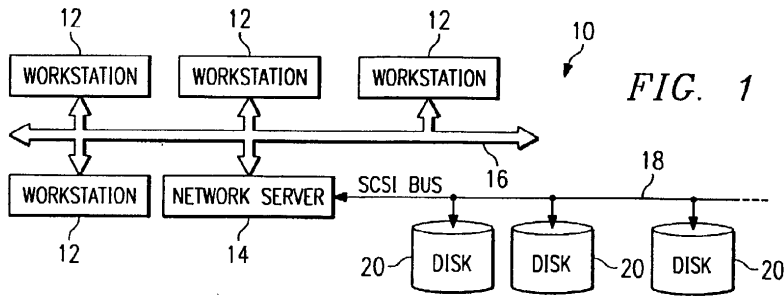


FIG. 1

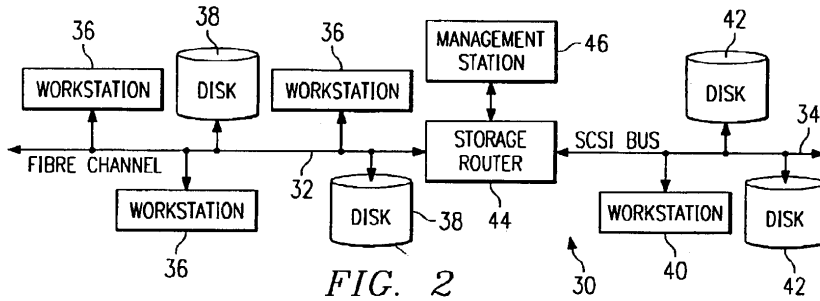


FIG. 2

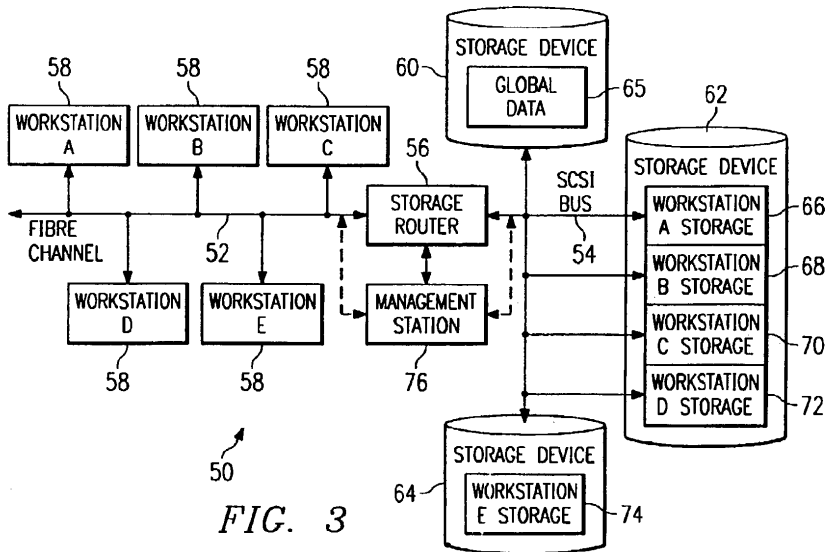


FIG. 3

000715 0312006

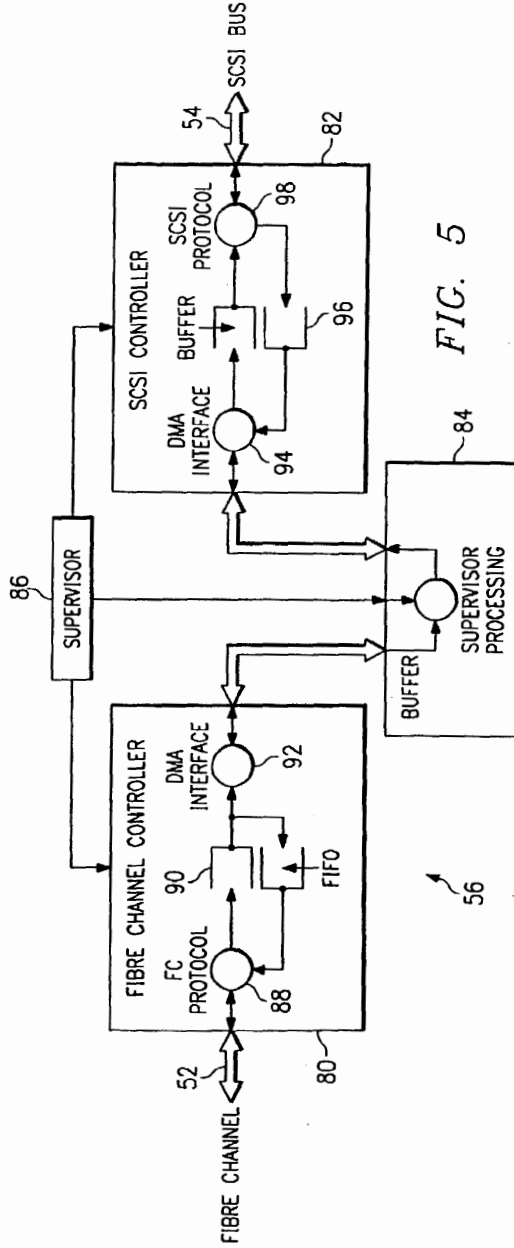
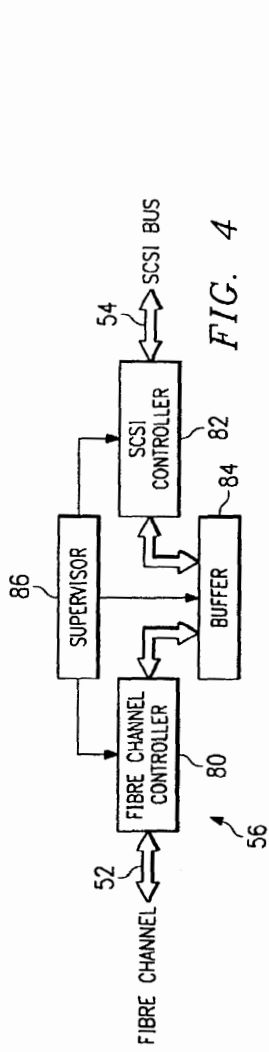
U.S. Patent

Jul. 23, 2002

Sheet 2 of 2

US 6,425,035 B2

106770-5272006



US 6,425,035 B2

3

through a network server. As shown, network 10 includes a plurality of workstations 12 interconnected with a network server 14 via a network transport medium 16. Each workstation 12 can generally comprise a processor, memory, input/output devices, storage devices and a network adapter as well as other common computer components. Network server 14 uses a SCSI bus 18 as a storage transport medium to interconnect with a plurality of storage devices 20 (tape drives, disk drives, etc.). In the embodiment of FIG. 1, network transport medium 16 is a network connection and storage devices 20 comprise hard disk drives, although there are numerous alternate transport mediums and storage devices.

In network 10, each workstation 12 has access to its local storage device as well as network access to data on storage devices 20. The access to a local storage device is typically through native low level, block protocols. On the other hand, access by a workstation 12 to storage devices 20 requires the participation of network server 14 which implements a file system and transfers data to workstations 12 only through high level file system protocols. Only network server 14 communicates with storage devices 20 via native low level, block protocols. Consequently, the network access by workstations 12 through network server 14 is slow with respect to their access to local storage. In network 10, it can also be a logistical problem to centrally manage and administer local data distributed across an organization, including accomplishing tasks such as backups, virus scanning and redundancy.

FIG. 2 is a block diagram of one embodiment of a storage network, indicated generally at 30, with a storage router that provides global access and routing. This environment is significantly different from that of FIG. 1 in that there is no network server involved. In FIG. 2, a Fiber Channel high speed serial transport 32 interconnects a plurality of workstations 36 and storage devices 38. A SCSI bus storage transport medium interconnects workstations 40 and storage devices 42. A storage router 44 then serves to interconnect these mediums and provide devices on either medium global, transparent access to devices on the other medium. Storage router 44 routes requests from initiator devices on one medium to target devices on the other medium and routes data between the target and the initiator. Storage router 44 can allow initiators and targets to be on either side. In this manner, storage router 44 enhances the functionality of Fiber Channel 32 by providing access, for example, to legacy SCSI storage devices on SCSI bus 34. In the embodiment of FIG. 2, the operation of storage router 44 can be managed by a management station 46 connected to the storage router via a direct serial connection.

In storage network 30, any workstation 36 or workstation 40 can access any storage device 38 or storage device 42 through native low level, block protocols, and vice versa. This functionality is enabled by storage router 44 which routes requests and data as a generic transport between Fiber Channel 32 and SCSI bus 34. Storage router 44 uses tables to map devices from one medium to the other and distributes requests and data across Fiber Channel 32 and SCSI bus 34 without any security access controls. Although this extension of the high speed serial interconnect provided by Fiber Channel 32 is beneficial, it is desirable to provide security controls in addition to extended access to storage devices through a native low level, block protocol.

FIG. 3 is a block diagram of one embodiment of a storage network, indicated generally at 50, with a storage router that provides virtual local storage. Similar to that of FIG. 2, storage network 50 includes a Fiber Channel high speed

4

serial interconnect 52 and a SCSI bus 54 bridged by a storage router 56. Storage router 56 of FIG. 3 provides for a large number of workstations 58 to be interconnected on a common storage transport and to access common storage devices 60, 62 and 64 through native low level, block protocols.

According to the present invention, storage router 56 has enhanced functionality to implement security controls and routing such that each workstation 58 can have access to a specific subset of the overall data stored in storage devices 60, 62 and 64. This specific subset of data has the appearance and characteristics of local storage and is referred to herein as virtual local storage. Storage router 56 allows the configuration and modification of the storage allocated to each attached workstation 58 through the use of mapping tables or other mapping techniques.

As shown in FIG. 3, for example, storage device 60 can be configured to provide global data 65 which can be accessed by all workstations 58. Storage device 62 can be configured to provide partitioned subsets 66, 68, 70 and 72, where each partition is allocated to one of the workstations 58 (workstations A, B, C and D). These subsets 66, 68, 70 and 72 can only be accessed by the associated workstation 58 and appear to the associated workstation 58 as local storage accessed using native low level, block protocols. Similarly, storage device 64 can be allocated as storage for the remaining workstation 58 (workstation E).

Storage router 56 combines access control with routing such that each workstation 58 has controlled access to only the specified partition of storage device 62 which forms virtual local storage for the workstation 58. This access control allows security control for the specified data partitions. Storage router 56 allows this allocation of storage devices 60, 62 and 64 to be managed by a management station 76. Management station 76 can connect directly to storage router 56 via a direct connection or, alternately, can interface with storage router 56 through either Fiber Channel 52 or SCSI bus 54. In the latter case, management station 76 can be a workstation or other computing device with special rights such that storage router 56 allows access to mapping tables and shows storage devices 60, 62 and 64 as they exist physically rather than as they have been allocated.

The environment of FIG. 3 extends the concept of a single workstation having locally connected storage devices to a storage network 50 in which workstations 58 are provided virtual local storage in a manner transparent to workstations 58. Storage router 56 provides centralized control of what each workstation 58 sees as its local drive, as well as what data it sees as global data accessible by other workstations 58. Consequently, the storage space considered by the workstation 58 to be its local storage is actually a partition (i.e., logical storage definition) of a physically remote storage device 60, 62 or 64 connected through storage router 56. This means that similar requests from workstations 58 for access to their local storage devices produce different accesses to the storage space on storage devices 60, 62 and 64. Further, no access from a workstation 58 is allowed to the virtual local storage of another workstation 58.

The collective storage provided by storage devices 60, 62 and 64 can have blocks allocated by programming means within storage router 56. To accomplish this function, storage router 56 can include routing tables and security controls that define storage allocation for each workstation 58. The advantages provided by implementing virtual local storage in centralized storage devices include the ability to do collective backups and other collective administrative func-

US 6,425,035 B2

US 6,425,035 B2

5

tions more easily. This is accomplished without limiting the performance of workstations 58 because storage access involves native low level, block protocols and does not involve the overhead of high level protocols and file systems required by network servers.

FIG. 4 is a block diagram of one embodiment of storage router 56 of FIG. 3. Storage router 56 can comprise a Fiber Channel controller 80 that interfaces with Fiber Channel 52 and a SCSI controller 82 that interfaces with SCSI bus 54. A buffer 84 provides memory work space and is connected to both Fiber Channel controller 80 and to SCSI controller 82. A supervisor unit 86 is connected to Fiber Channel controller 80, SCSI controller 82 and buffer 84. Supervisor unit 86 comprises a microprocessor for controlling operation of storage router 56 and to handle mapping and security access for requests between Fiber Channel 52 and SCSI bus 54.

FIG. 5 is a block diagram of one embodiment of data flow within storage router 56 of FIG. 4. As shown, data from Fiber Channel 52 is processed by a Fibre Channel (FC) protocol unit 88 and placed in a FIFO queue 90. A direct memory access (DMA) interface 92 then takes data out of FIFO queue 90 and places it in buffer 84.

Supervisor unit 86 processes the data in buffer 84 as represented by supervisor processing 93. This processing involves mapping between Fiber Channel 52 and SCSI bus 54 and applying access controls and routing functions. A DMA interface 94 then pulls data from buffer 84 and places it into a buffer 96. A SCSI protocol unit 98 pulls data from buffer 96 and communicates the data on SCSI bus 54. Data flow in the reverse direction, from SCSI bus 54 to Fiber Channel 52, is accomplished in a reverse manner.

The storage router of the present invention is a bridge device that connects a Fiber Channel link directly to a SCSI bus and enables the exchange of SCSI command set information between application clients on SCSI bus devices and the Fiber Channel links. Further, the storage router applies access controls such that virtual local storage can be established in remote SCSI storage devices for workstations on the Fiber Channel link. In one embodiment, the storage router provides a connection for Fiber Channel links running the SCSI Fiber Channel Protocol (FCP) to legacy SCSI devices attached to a SCSI bus. The Fiber Channel topology is typically an Arbitrated Loop (FC_AL).

In part, the storage router enables a migration path to Fiber Channel based, serial SCSI networks by providing connectivity for legacy SCSI bus devices. The storage router can be attached to a Fiber Channel Arbitrated Loop and a SCSI bus to support a number of SCSI devices. Using configuration settings, the storage router can make the SCSI bus devices available on the Fiber Channel network as FCP logical units. Once the configuration is defined, operation of the storage router is transparent to application clients. In this manner, the storage router can form an integral part of the migration to new Fibre Channel based networks while providing a means to continue using legacy SCSI devices.

In one implementation (not shown), the storage router can be a rack mount or free standing device with an internal power supply. The storage router can have a Fibre Channel and SCSI port, and a standard, detachable power cord can be used, the FC connector can be a copper DB9 connector, and the SCSI connector can be a 68-pin type. Additional modular jacks can be provided for a serial port and a 802.3 10BaseT port, i.e. twisted pair Ethernet, for management access. The SCSI port of the storage router can support SCSI direct and sequential access target devices and can support SCSI

6

initiators, as well. The Fiber Channel port can interface to SCSI-3 FCP enabled devices and initiators.

To accomplish its functionality, one implementation of the storage router uses: a Fiber Channel interface based on the HEWLETT-PACKARD TACHYON HPFC-5000 controller and a GLM media interface; an Intel 80960RP processor, incorporating independent data and program memory spaces, and associated logic required to implement a stand alone processing system; and a serial port for debug and system configuration. Further, this implementation includes a SCSI interface supporting Fast-20 based on the SYMBIOS 53C8xx series SCSI controllers, and an operating system based upon the WIND RIVERS SYSTEMS VXWORKS or IXWORKS kernel, as determined by design. In addition, the storage router includes software as required to control basic functions of the various elements, and to provide appropriate translations between the FC and SCSI protocols.

The storage router has various modes of operation that are possible between FC and SCSI target and initiator combinations. These modes are: FC Initiator to SCSI Target; SCSI Initiator to FC Target; SCSI Initiator to SCSI Target; and FC Initiator to FC Target. The first two modes can be supported concurrently in a single storage router device are discussed briefly below. The third mode can involve two storage router devices back to back and can serve primarily as a device to extend the physical distance beyond that possible via a direct SCSI connection. The last mode can be used to carry FC protocols encapsulated on other transmission technologies (e.g. ATM, SONET), or to act as a bridge between two FC loops (e.g. as a two port fabric).

The FC Initiator to SCSI Target mode provides for the basic configuration of a server using Fiber Channel to communicate with SCSI targets. This mode requires that a host system have an FC attached device and associated device drivers and software to generate SCSI-3 FCP requests. This system acts as an initiator using the storage router to communicate with SCSI target devices. The SCSI devices supported can include SCSI-2 compliant direct or sequential access (disk or tape) devices. The storage router serves to translate command and status information and transfer data between SCSI-3 FCP and SCSI-2, allowing the use of standard SCSI-2 devices in a Fibre Channel environment.

The SCSI Initiator to FC Target mode provides for the configuration of a server using SCSI-2 to communicate with Fiber Channel targets. This mode requires that a host system has a SCSI-2 interface and driver software to control SCSI-2 target devices. The storage router will connect to the SCSI-2 bus and respond as a target to multiple target IDs. Configuration information is required to identify the target IDs to which the bridge will respond on the SCSI-2 bus. The storage router then translates the SCSI-2 requests to SCSI-3 FCP requests, allowing the use of FC devices with a SCSI host system. This will also allow features such as a tape device acting as an initiator on the SCSI bus to provide full support for this type of SCSI device.

In general, user configuration of the storage router will be needed to support various functional modes of operation. Configuration can be modified, for example, through a serial port or through an Ethernet port via SNMP (simple network management protocol) or a Telnet session. Specifically, SNMP manageability can be provided via an 802.3 Ethernet interface. This can provide for configuration changes as well as providing statistics and error information. Configuration can also be performed via TELNET or RS-232 interfaces

7

with menu driven command interfaces. Configuration information can be stored in a segment of flash memory and can be retained across resets and power off cycles. Password protection can also be provided.

In the first two modes of operation, addressing information is needed to map from FC addressing to SCSI addressing and vice versa. This can be 'hard' configuration data, due to the need for address information to be maintained across initialization and partial reconfigurations of the Fiber Channel address space. In an arbitrated loop configuration, user configured addresses will be needed for AL_PAs in order to insure that known addresses are provided between loop reconfigurations.

With respect to addressing, FCP and SCSI 2 systems employ different methods of addressing target devices. Additionally, the inclusion of a storage router means that a method of translating device IDs needs to be implemented. In addition, the storage router can respond to commands without passing the commands through to the opposite interface. This can be implemented to allow all generic FCP and SCSI commands to pass through the storage router to address attached devices, but allow for configuration and diagnostics to be performed directly on the storage router through the FC and SCSI interfaces.

Management commands are those intended to be processed by the storage router controller directly. This may include diagnostic, mode, and log commands as well as other vendor-specific commands. These commands can be received and processed by both the FCP and SCSI interfaces, but are not typically bridged to the opposite interface. These commands may also have side effects on the operation of the storage router, and cause other storage router operations to change or terminate.

A primary method of addressing management commands through the FCP and SCSI interfaces can be through peripheral device type addressing. For example, the storage router can respond to all operations addressed to logical unit (LUN) zero as a controller device. Commands that the storage router will support can include INQUIRY as well as vendor-specific management commands. These are to be generally consistent with SCC standard commands.

The SCSI bus is capable of establishing bus connections between targets. These targets may internally address logical units. Thus, the prioritized addressing scheme used by SCSI subsystems can be represented as follows: BUS:TARGET:LOGICAL UNIT. The BUS identification is intrinsic in the configuration, as a SCSI initiator is attached to only one-bus. Target addressing is handled by bus arbitration from information provided to the arbitrating device. Target addresses are assigned to SCSI devices directly, though some means of configuration, such as a hardware jumper, switch setting, or device specific software configuration. As such, the SCSI protocol provides only logical unit addressing within the Identify message. Bus and target information is implied by the established connection.

Fiber Channel devices within a fabric are addressed by a unique port identifier. This identifier is assigned to a port during certain well-defined states of the FC protocol. Individual ports are allowed to arbitrate for a known, user defined address. If such an address is not provided, or if arbitration for a particular user address fails, the port is assigned a unique address by the FC protocol. This address is generally not guaranteed to be unique between instances. Various scenarios exist where the AL-PA of a device will change, either after power cycle or loop reconfiguration.

The FC protocol also provides a logical unit address field within command structures to provide addressing to devices

8

internal to a port. The FCP_CMD payload specifies an eight byte LUN field. Subsequent identification of the exchange between devices is provided by the FQXID (Fully Qualified Exchange ID).

FC ports can be required to have specific addresses assigned. Although basic functionality is not dependent on this, changes in the loop configuration could result in disk targets changing identifiers with the potential risk of data corruption or loss. This configuration can be straightforward, and can consist of providing the device a loop-unique ID (AL_PA) in the range of "01h" to "EFh." Storage routers could be shipped with a default value with the assumption that most configurations will be using single storage routers and no other devices requesting the present ID. This would provide a minimum amount of initial configuration to the system administrator. Alternately, storage routers could be defaulted to assume any address so that configurations requiring multiple storage routers on a loop would not require that the administrator assign a unique ID to the additional storage routers.

Address translation is needed where commands are issued in the cases FC Initiator to SCSI Target and SCSI Initiator to FC Target. Target responses are qualified by the FQXID and will retain the translation acquired at the beginning of the exchange. This prevents configuration changes occurring during the course of execution of a command from causing data or state information to be inadvertently misdirected. Configuration can be required in cases of SCSI Initiator to FC Target, as discovery may not effectively allow for FCP targets to consistently be found. This is due to an FC arbitrated loop supporting addressing of a larger number of devices than a SCSI bus and the possibility of FC devices changing their AL-PA due to device insertion or other loop initialization.

In the direct method, the translation to BUS:TARGET:LUN of the SCSI address information will be direct. That is, the values represented in the FCP LUN field will directly map to the values in effect on the SCSI bus. This provides a clean translation and does not require SCSI bus discovery. It also allows devices to be dynamically added to the SCSI bus without modifying the address map. It may not allow for complete discovery by FCP initiator devices, as gaps between device addresses may halt the discovery process. Legacy SCSI device drivers typically halt discovery on a target device at the first unoccupied LUN, and proceed to the next target. This would lead to some devices not being discovered. However, this allows for hot plugged devices and other changes to the loop addressing.

In the ordered method, ordered translation requires that the storage router perform discovery on reset, and collapses the addresses on the SCSI bus to sequential FCP LUN values. Thus, the FCP LUN values 0-N can represent N+1 SCSI devices, regardless of SCSI address values, in the order in which they are isolated during the SCSI discovery process. This would allow the FCP initiator discovery process to identify all mapped SCSI devices without further configuration. This has the limitation that hot-plugged devices will not be identified until the next reset cycle. In this case, the address may also be altered as well.

In addition to addressing, according to the present invention, the storage router provides configuration and access controls that cause certain requests from FC Initiators to be directed to assigned virtual local storage partitioned on SCSI storage devices. For example, the same request for LUN 0 (local storage) by two different FC Initiators can be directed to two separate subsets of storage. The storage

1009-0309

UNITED STATES PATENT AND TRADEMARK OFFICE
CERTIFICATE OF CORRECTION

PATENT NO. : 6,425,035 B2
DATED : July 23, 2002
INVENTOR(S) : Geoffry B. Hoese et al.

Page 1 of 1

It is certified that error appears in the above-identified patent and that said Letters Patent is hereby corrected as shown below:

Column 10.
Line 47, delete "that implements" and insert -- implementing --

1009 SET 2003

Signed and Sealed this
Twenty-sixth Day of August, 2003



JAMES E. ROGAN
Director of the United States Patent and Trademark Office

US 6,425,035 B2

9

10

router can use tables to map, for each initiator, what storage access is available and what partition is being addressed by a particular request. In this manner, the storage space provided by SCSI storage devices can be allocated to FC initiators to provide virtual local storage as well as to create any other desired configuration for secured access.

Although the present invention has been described in detail, it should be understood that various changes, substitutions, and alterations can be made hereto without departing from the spirit and scope of the invention as defined by the appended claims.

What is claimed is:


- 1. A storage router for providing virtual local storage on remote storage devices to devices, comprising:
 - a buffer providing memory work space for the storage router;
 - a first controller operable to connect to and interface with a first transport medium;
 - a second controller operable to connect to and interface with a second transport medium; and
 - a supervisor unit coupled to the first controller, the second controller and the buffer, the supervisor unit operable to map between devices connected to the first transport medium and the storage devices, to implement access controls for storage space on the storage devices and to process data in the buffer to interface between the first controller and the second controller to allow access from devices connected to the first transport medium to the storage devices using native low level, block protocols.
- 2. The storage router of claim 1, wherein the supervisor unit maintains an allocation of subsets of storage space to associated devices connected to the first transport medium, wherein each subset is only accessible by the associated device connected to the first transport medium.
- 3. The storage router of claim 2, wherein the devices connected to the first transport medium comprise workstations.
- 4. The storage router of claim 2, wherein the storage devices comprise hard disk drives.
- 5. The storage router of claim 1, wherein the first controller comprises:
 - a first protocol unit operable to connect to the first transport medium;
 - a first-in-first-out queue coupled to the first protocol unit; and
 - a direct memory access (DMA) interface coupled to the first-in-first-out queue and to the buffer.
- 6. The storage router of claim 1, wherein the second controller comprises:
 - a second protocol unit operable to connect to the second transport medium;
 - an internal buffer coupled to the second protocol unit; and
 - a direct memory access (DMA) interface coupled to the internal buffer and to the buffer of the storage router.
- 7. A storage network, comprising:
 - a first transport medium;
 - a second transport medium;
 - a plurality of workstations connected to the first transport medium;
 - a plurality of storage devices connected to the second transport medium; and

- a storage router interfacing between the first transport medium and the second transport medium, the storage router providing virtual local storage on the storage devices to the workstations and operable:
 - to map between the workstations and the storage devices;
 - to implement access controls for storage space on the storage devices; and
 - to allow access from the workstations to the storage devices using native low level, block protocol in accordance with the mapping and access controls.
- 8. The storage network of claim 7, wherein the access controls include an allocation of subsets of storage space to associated workstations, wherein each subset is only accessible by the associated workstation.
- 9. The storage network of claim 7, wherein the storage devices comprise hard disk drives.
- 10. The storage network of claim 7, wherein the storage router comprises:
 - a buffer providing memory work space for the storage router;
 - a first controller operable to connect to and interface with the first transport medium, the first controller further operable to pull outgoing data from the buffer and to place incoming data into the buffer;
 - a second controller operable to connect to and interface with the second transport medium, the second controller further operable to pull outgoing data from the buffer and to place incoming data into the buffer; and
 - a supervisor unit coupled to the first controller, the second controller and the buffer, the supervisor unit operable:
 - to map between devices connected to the first transport medium and the storage devices, to implement the access controls for storage space on the storage devices and to process data in the buffer to interface between the first controller and the second controller to allow access from workstations to storage devices.
- 11. A method for providing virtual local storage on remote storage devices connected to one transport medium to devices connected to another transport medium, comprising:
 - interfacing with a first transport medium;
 - interfacing with a second transport medium;
 - mapping between devices connected to the first transport medium and the storage devices and that implements access controls for storage space on the storage devices; and
 - allowing access from devices connected to the first transport medium to the storage devices using native low level, block protocols.
- 12. The method of claim 11, wherein mapping between devices connected to the first transport medium and the storage devices includes allocating subsets of storage space to associated devices connected to the first transport medium, wherein each subset is only accessible by the associated device connected to the first transport medium.
- 13. The method of claim 12, wherein the devices connected to the first transport medium comprise workstations.
- 14. The method of claim 12, wherein the storage devices comprise hard disk drives.

* * * * *


40620521006



Issue Classification 	Application No. 90/007,125	Applicant(s) 6425035	
	Examiner	Art Unit 2182	

ISSUE CLASSIFICATION											
ORIGINAL				CROSS REFERENCE(S)							
CLASS	SUBCLASS			CLASS	SUBCLASS (ONE SUBCLASS PER BLOCK)						
710	105										
INTERNATIONAL CLASSIFICATION											
			/								
			/								
			/								
			/								
			/								
(Assistant Examiner) (Date)				(Primary Examiner) (Date)						Total Claims Allowed:	
(Legal Instruments Examiner) (Date)										O.G. Print Claim(s)	

<input type="checkbox"/> Claims renumbered in the same order as presented by applicant		<input type="checkbox"/> CPA		<input type="checkbox"/> T.D.		<input type="checkbox"/> R.1.47							
Final	Original	Final	Original	Final	Original	Final	Original						
	1		31		61		91		121		151		181
	2		32		62		92		122		152		182
	3		33		63		93		123		153		183
	4		34		64		94		124		154		184
	5		35		65		95		125		155		185
	6		36		66		96		126		156		186
	7		37		67		97		127		157		187
	8		38		68		98		128		158		188
	9		39		69		99		129		159		189
	10		40		70		100		130		160		190
	11		41		71		101		131		161		191
	12		42		72		102		132		162		192
	13		43		73		103		133		163		193
	14		44		74		104		134		164		194
	15		45		75		105		135		165		195
	16		46		76		106		136		166		196
	17		47		77		107		137		167		197
	18		48		78		108		138		168		198
	19		49		79		109		139		169		199
	20		50		80		110		140		170		200
	21		51		81		111		141		171		201
	22		52		82		112		142		172		202
	23		53		83		113		143		173		203
	24		54		84		114		144		174		204
	25		55		85		115		145		175		205
	26		56		86		116		146		176		206
	27		57		87		117		147		177		207
	28		58		88		118		148		178		208
	29		59		89		119		149		179		209
	30		60		90		120		150		180		210

Application Number 	Application No. 90/007,125	Applicant(s) 6425035	
	Examiner	Art Unit 2182	

U.S. Patent and Trademark Office

Part of Paper No. 1



Listing of Every Patent and Printed Publication Relied Upon

Printed Publication	Author	Publication Date	Where Found
CRD-5500 SCSI RAID Controller User's Manual, Rev. 1.3	CMD Technology, Inc.	November 21, 1996	Exh. 14
DIGITAL StorageWorks HSZ70 Array Controller HSOF Version 7.0 EK-CLI70-RM. A01 CLI Reference Manual.	Digital Equipment Corporation	July, 1997	Exh. 5, MSJ Exh. 8
DIGITAL StorageWorks HSZ70 Array Controller HSOF Version 7.0 EK-HSZ70-SV. A01 Service Manual.	Digital Equipment Corporation	July, 1997	Exh. 5, MSJ Exh. 6
DIGITAL StorageWorks HSZ70 Array Controller HSOF Version 7.0 K-HSZ70-CG. A01 Configuration Guide.	Digital Equipment Corporation	July, 1997	Exh. 5, MSJ Exh. 7
Fiber channel (FCS)/ATM interworking: a design solution	Anzaloni, et al.	1993	Exh. 1
Fibre channel storage interface for video-on-demand servers	Chen, et al.	1996	Exh. 1
Gen5 S-SERIES XL System Guide Revision 1.01	MAXIMUM STRATEGY INC.	June 11, 1996	Exh. 11
Graphical User Interface for MAXSTRAT Gen5/Gen-S Servers User's Guide 1.1	MAXSTRAT Corporation (formerly MAXIMUM STRATEGY INC.)	January 6, 1997	Exh. 12
High Performance Data Transfers Using Network-Attached Peripherals at the National Storage Laboratory	Hyer, et al.	February 26, 1993	Exh. 1
IFT-3000 SCSI to SCSI Disk Array Controller Instruction Manual Revision 2.0	Infortrend Technologies, Inc.	1995	Exh. 16
Implementing a Fibre Channel SCSI transport	Snively	1994	Exh. 1
Local-Area Networks for the IBM PC	Haugdahl	December, 1984	Exh. 18
New serial I/Os speed storage subsystems	Bursky	February 6, 1995	Exh. 19
SCSI applications on Fibre Channel	Snively	1992	Exh. 1

Copies of all U.S. Patents are found in Exhibit 1

U.S. Patent No.	Patentee	Issue date
6,219,771	Kikuchi, et al.	April 17, 2001
6,185,203	Berman	February 6, 2001
6,108,684	DeKoning, et al.	August 22, 2000
6,098,149	Ofer, et al.	August 1, 2000
6,081,849	Born, et al.	June 27, 2000
6,073,218	DeKoning, et al.	June 6, 2000
6,073,209	Bergsten	June 6, 2000
6,055,603	Ofer, et al.	April 25, 2000
5,959,994	Boggs, et al.	September 28, 1999
5,935,260	Ofer	August 10, 1999
5,933,824	DeKoning, et al.	August 3, 1999
5,889,952	Hunnicut, et al.	March 30, 1999
5,860,137	Raz, et al.	January 12, 1999
5,848,251	Lomelino, et al.	December 8, 1998

U.S. Patent No.	Patentee	Issue date
5,367,646	Pardillos, et al.	November 22, 1994
5,361,347	Glider, et al.	November 1, 1994
5,331,673	Elko, et al.	July 19, 1994
5,317,693	Elko, et al.	July 19, 1994
5,315,657	Abadi, et al.	May 24, 1994
5,301,290	Tetzlaff, et al.	April 5, 1994
5,297,262	Cox, et al.	March 22, 1994
5,247,692	Fujimura	September 21, 1993
5,247,638	O'Brien, et al.	September 21, 1993
5,239,654	Ing-Simmons, et al.	August 24, 1993
5,226,143	Baird, et al.	July 6, 1993
5,214,778	Glider, et al.	May 25, 1993
5,212,785	Powers, et al.	May 18, 1993
5,210,866	Milligan, et al.	May 11, 1993
5,202,856	Glider, et al.	April 13, 1993
5,193,184	Belsan, et al.	March 9, 1993
5,193,168	Corrigan, et al.	March 9, 1993
5,185,876	Nguyen, et al.	February 9, 1993
5,155,845	Beal, et al.	October 13, 1992
5,124,987	Milligan, et al.	June 23, 1992
5,077,736	Dunphy, Jr., et al.	December 31, 1991
5,077,732	Fischer, et al.	December 31, 1991
4,961,224	Yung	October 2, 1990
4,897,874	Lidinsky, et al.	January 30, 1990
4,835,674	Collins, et al.	May 30, 1989
4,827,411	Arrowood, et al.	May 2, 1989
4,825,406	Bean, et al.	April 25, 1989
4,821,179	Jensen, et al.	April 11, 1989
4,811,278	Bean, et al.	March 7, 1989
4,807,180	Takeuchi, et al.	February 21, 1989
4,787,028	Finfrock, et al.	November 22, 1988
4,697,232	Brunelle, et al.	September 29, 1987
4,644,462	Matsubara, et al.	February 17, 1987
4,620,295	Aiken, Jr.	October 28, 1986
4,603,380	Easton, et al.	July 29, 1986
4,573,152	Greene, et al.	February 25, 1986
4,533,996	Hartung, et al.	August 6, 1985
4,504,927	Callan	March 12, 1985
4,455,605	Cormier, et al.	June 19, 1984
4,415,970	Swenson, et al.	November 15, 1983



UNITED STATES PATENT AND TRADEMARK OFFICE

UNITED STATES DEPARTMENT OF COMMERCE
 United States Patent and Trademark Office
 Address: COMMISSIONER FOR PATENTS
 P.O. Box 1450
 Alexandria, Virginia 22313-1450
 www.uspto.gov

Bib Data Sheet

CONFIRMATION NO. 2298

SERIAL NUMBER 90/007,125	FILING OR 371(c) DATE 07/19/2004 RULE	CLASS 710	GROUP ART UNIT 2182	ATTORNEY DOCKET NO. 1006-8910
APPLICANTS 6425035, Residence Not Provided; Crossroads Systems, Inc.(Onwer), Austin, TX; Natu J. Patel, Esq.(3rd Pty. Req.), Newport Beach, CA;				
** CONTINUING DATA ***** This application is a REX of 09/965,335 09/27/2001 PAT 6,425,035 which is a CON of 09/354,682 07/15/1999 PAT 6,421,753 which is a CON of 09/001,799 12/31/1997 PAT 5,941,972				
** FOREIGN APPLICATIONS *****				
Foreign Priority claimed <input type="checkbox"/> yes <input type="checkbox"/> no	35 USC 119 (a-d) conditions <input type="checkbox"/> yes <input type="checkbox"/> no <input type="checkbox"/> Met after Allowance	STATE OR COUNTRY	SHEETS DRAWING	TOTAL CLAIMS 14
Verified and Acknowledged	Examiner's Signature _____ Initials _____			INDEPENDENT CLAIMS 3
ADDRESS Gray Cary Ware & Friedenrich LLP 1221 S. MoPac Expressway Suite 400 Austin, TX 78746-6875				
TITLE STORAGE ROUTER AND METHOD FOR PROVIDING VIRTUAL LOCAL STORAGE				
FILING FEE RECEIVED 2520	FEES: Authority has been given in Paper No. _____ to charge/credit DEPOSIT ACCOUNT No. _____ for following:	<input type="checkbox"/> All Fees <input type="checkbox"/> 1.16 Fees (Filing) <input type="checkbox"/> 1.17 Fees (Processing Ext. of time) <input type="checkbox"/> 1.18 Fees (Issue) <input type="checkbox"/> Other _____ <input type="checkbox"/> Credit		

Patent Assignment Abstract of Title

Total Assignments: 3

Application #: 09001799 **Filing Dt:** 12/31/1997 **Patent #:** 5941972 * **Issue Dt:** 08/24/1999 # 2
PCT #: NONE **Publication #:** NONE **Pub Dt:**

Inventors: GEOFFREY B. HOESE, JEFFRY T. RUSSELL

Title: STORAGE ROUTER AND METHOD FOR PROVIDING VIRTUAL LOCAL STORAGE

Assignment: 1

Reel/Frame: 008929/0290 **Received:** 02/06/1998 **Recorded:** 12/31/1997 **Mailed:** 03/19/1998 **Pages:** 4

Conveyance: ASSIGNMENT OF ASSIGNORS INTEREST (SEE DOCUMENT FOR DETAILS).

Assignors: HOESE, GEOFFREY B.
RUSSELL, JEFFRY T.

Exec Dt: 12/22/1997

Exec Dt: 12/22/1997

Assignee: (CROSSROADS SYSTEMS, INC.)
9390 RESEARCH BLVD., SUITE II-300
AUSTIN, TEXAS 78759

Correspondent: BAKER & BOTTS, L.L.P.
ANTHONY E. PETERMAN
2001 ROSS AVENUE
DALLAS, TX 75201-2980

Assignment: 2

Reel/Frame: 011284/0218 **Received:** 12/05/2000 **Recorded:** 11/16/2000 **Mailed:** 02/05/2001 **Pages:** 8

Conveyance: SECURITY AGREEMENT ✓

Assignor: CROSSWORLDS SOFTWARE, INC.

Exec Dt: 06/30/2000

Assignee: SILICON VALLEY BANK
LOAN DOCUMENTATION HG150
3003 TASMAN DR
SANTA CLARA, CALIFORNIA 95054

Correspondent: SILICON VALLEY BANK
JACQUELYN LE
LOAN DOCUMENTATION HG150
3003 TASMAN DR.
SANTA CLARA, CA 95054

Assignment: 3

Reel/Frame: 012785/0083 **Received:** 04/17/2002 **Recorded:** 04/03/2002 **Mailed:** 06/12/2002 **Pages:** 2

Conveyance: RELEASE ✓

Assignor: SILICON VALLEY BANK

Exec Dt: 03/20/2002

Assignee: CROSSWORLDS SOFTWARE
577 AIRPORT BOULEVARD, SUITE 300
BURLINGAME, CALIFORNIA 94010

Correspondent: SILICON VALLEY BANK
MICHELLE GIANNINI
LOAN DOCUMENTATION HA155
3003 TASMAN DR.
SANTA CLARA, CALIFORNIA 95054

0007125 07 904
405 20 SET 2005



Search Results as of: 8/4/2004 8:26:15 A.M.

If you have any comments or questions concerning the data displayed, contact OPR / Assignments at 703-308-9723
Web interface last modified: Oct. 5, 2002

* This is a continuation of, and relates to, serial no. 09/965,335, filed on 09/27/01, Pat. no. 6,425,035, issued on 07/23/02.

90007125 071904
405720" SET 2006



UNITED STATES PATENT AND TRADEMARK OFFICE

UNITED STATES DEPARTMENT OF COMMERCE
United States Patent and Trademark Office
Address: COMMISSIONER FOR PATENTS
P.O. Box 1450
Alexandria, Virginia 22313-1450
www.uspto.gov

REEXAM CONTROL NUMBER	FILING OR 371 (e) DATE	PATENT NUMBER
90/007,125	07/19/2004	6425035

#3

CONFIRMATION NO. 2298

Natu J. Patel, Esq.
Wang & Patel, PC
1301 Dove Street Suite 1050
Newport Beach, CA 92660



Date Mailed: 08/04/2004

NOTICE OF REEXAMINATION REQUEST FILING DATE

(Third Party Requester)

Requester is hereby notified that the filing date of the request for reexamination is 07/19/2004, the date the required fee of \$2,520 was received.

A decision on the request for reexamination will be mailed within three months from the filing date of the request for reexamination. (See 37 CFR 1.515(a)).

A copy of the Notice is being sent to the person identified by the requester as the patent owner. Further patent owner correspondence will be the latest attorney or agent of record in the patent file. (See 37 CFR 1.33). Any paper filed should include a reference to the present request for reexamination (by Reexamination Control Number).

cc: Patent Owner

Gray Cary Ware & Friedenrich LLP
1221 S. MoPac Expressway Suite 400
Austin, TX 78746-6875

M. A. Switty
Office of Patent Legal Administration
Central Reexamination Unit (703) 308-9692

PART 3 - OFFICE COPY





UNITED STATES PATENT AND TRADEMARK OFFICE

UNITED STATES DEPARTMENT OF COMMERCE
United States Patent and Trademark Office
Address: COMMISSIONER FOR PATENTS
P.O. Box 1450
Alexandria, Virginia 22313-1450
www.uspto.gov

REEXAM CONTROL NUMBER	FILING OR 371 (c) DATE	PATENT NUMBER
90/007,125	07/19/2004	6425035

#4

Gray Cary Ware & Friedenrich LLP
1221 S. MoPac Expressway Suite 400
Austin, TX 78746-6875

CONFIRMATION NO. 2298

REEXAM ASSIGNMENT NOTICE



OC00000013437560

Date Mailed: 08/04/2004

NOTICE OF ASSIGNMENT OF REEXAMINATION REQUEST

The above-identified request for reexamination has been assigned to Art Unit 2182. All future correspondence to the proceeding should be identified by the control number listed above and directed to the assigned Art Unit.

A copy of this Notice is being sent to the latest attorney or agent of record in the patent file or to all owners of record. (See 37 CFR 1.33(c)). If the addressee is not, or does not represent, the current owner, he or she is required to forward all communications regarding this proceeding to the current owner(s). An attorney or agent receiving this communication who does not represent the current owner(s) may wish to seek to withdraw pursuant to 37 CFR 1.36 in order to avoid receiving future communications. If the address of the current owner(s) is unknown, this communication should be returned within the request to withdraw pursuant to Section 1.36.

cc: Third Party Requester(if any)

Natu J. Patel, Esq.
Wang & Patel, PC
1301 Dove Street Suite 1050
Newport Beach, CA 92660

M. A. Scriver
Office of Patent Legal Administration
Central Reexamination Unit (703) 308-9692

PART 3 - OFFICE COPY



Access DB# 131168

SEARCH REQUEST FORM

Scientific and Technical Information Center

Requester's Full Name: Pinchus Laufer Examiner #: 73139 Date: 8/26/04
 Art Unit: 2100 Phone Number 308-4562 Serial Number: 90/007,125
 Mail Box Location: 2D16B Results Format Preferred (circle): PAPER DISK E-MAIL

If more than one search is submitted, please prioritize searches in order of need.

Please provide a detailed statement of the search topic, and describe as specifically as possible the subject matter to be searched. Include the elected species or structures, keywords, synonyms, acronyms, and registry numbers, and combine with the concept or utility of the invention. Define any terms that may have a special meaning. Give examples or relevant citations, authors, etc, if known. Please attach a copy of the cover sheet, pertinent claims, and abstract.

Title of Invention: _____

Inventors (please provide full names): _____

Earliest Priority Filing Date: _____

**For Sequence Searches Only* Please include all pertinent information (parent, child, divisional, or issued patent numbers) along with the appropriate serial number.*

Litigation
6,425,035

Inventor Geoffrey Hoese et al. Date August 31, 2004

STAFF USE ONLY

	Type of Search	Vendors and cost where applicable
Searcher: <u>Shirelle Green</u>	Sequence (#) _____	<u>STN</u>
Searcher Phone #: <u>306-4767</u>	AA Sequence (#) _____	Dialog _____
Searcher Location: <u>4B40</u>	Structure (#) _____	<u>Questel/Orbit 11.34</u>
Date Searcher Picked Up: <u>8/30/04</u>	Bibliographic _____	Dr.Link _____
Date Completed: <u>8/30/04</u>	Litigation <input checked="" type="checkbox"/>	<u>Lexis/Nexis</u>
Searcher Prep & Review Time: _____	Fulltext _____	<u>Sequence Systems</u>
Clerical Prep Time: _____	Patent Family _____	<u>WWW/Internet</u>
Online Time: <u>15</u>	Other _____	Other (specify) _____

Green, Shirelle

From: Laufer, Pinchus
Sent: Thursday, August 26, 2004 6:06 PM
To: STIC-EIC2100
Subject: litigation 7125



SearchForm.doc

Pinchus
Pinchus M. Laufer, Ph.D., J.D.
Special Programs Examiner, Technology Center 2100
Computer Architecture, Software, & Information Security
US Patent and Trademark Office
(703) 306-4160
plaufer@uspto.gov

1 of 1 DOCUMENT

UNITED STATES PATENT AND TRADEMARK OFFICE GRANTED PATENT

6425035

[Link to Claims Section](#)

July 23, 2002

Storage router and method for providing virtual local storage

REEXAM-LITIGATE:

NOTICE OF LITIGATION

Crossroads Systems (Texas), Inc., a Texas Corporation v. Dot Hill Systems Corporation, a Delaware corporation, Filed October 17, 2003, D.C. W.D. Texas, Doc. No. A-03-CA-754-55

CERT-CORRECTION: August 26, 2003 - a Certificate of Correction was issued for this patent (O.G. September 16, 2003)

APPL-NO: 965335 (09)

FILED-DATE: September 27, 2001

GRANTED-DATE: July 23, 2002

ASSIGNEE-AT-ISSUE: Crossroads Systems, Inc., Austin, Texas, 02

ENGLISH-ABST:

A storage router (56) and storage network (50) provide virtual local storage on remote SCSI storage devices (60, 62, 64) to Fiber Channel devices. A plurality of Fiber Channel devices, such as workstations (58), are connected to a Fiber Channel transport medium (52), and a plurality of SCSI storage devices (60, 62, 64) are connected to a SCSI bus transport medium (54). The storage router (56) interfaces between the Fibre Channel transport medium (52) and the SCSI bus transport medium (54). The storage router (56) maps between the workstations (58) and the SCSI storage devices (60, 62, 64) and implements access controls for storage space on the SCSI storage devices (60, 62, 64). The storage router (56) then allows access from the workstations (58) to the SCSI storage devices (60, 62, 64) using native low level, block protocol in accordance with the mapping and the access controls.

LEXIS-NEXIS
Library: PATENTS
File: ALL

No Documents Found!

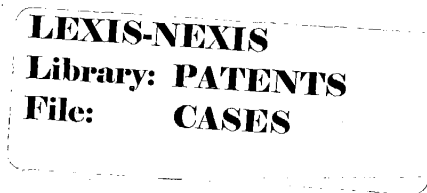
No documents were found for your search (6425035 or 6,425,035).
Click the "Edit Search" button below to try again. You may want to try one or more of the following:

- Check for spelling errors.
- Remove some search terms.
- Use a less restrictive date range.
- Use more common search terms. "Suggested Words and Concepts" are displayed on the search form when you click on Edit Search.

[Edit Search](#)

[About LexisNexis](#) | [Terms and Conditions](#)

Copyright © 2004 LexisNexis, a division of Reed Elsevier Inc. All rights reserved.



http://www.lexis.com/research/zeroans?_m=08a8494eb14c17ae70e4c8c55666bbf4&docnum... 8/30/04

No Documents Found!

No documents were found for your search (6425035 or 6,425,035).
Click the "Edit Search" button below to try again. You may want to try one or more of the following:

- Check for spelling errors.
- Remove some search terms.
- Use a less restrictive date range.
- Use more common search terms. "Suggested Words and Concepts" are displayed on the search form when you click on Edit Search.

[Edit Search](#)

[About LexisNexis](#) | [Terms and Conditions](#)

Copyright © 2004 LexisNexis, a division of Reed Elsevier Inc. All rights reserved.

LEXIS-NEXIS
Library: PATENTS
File: JNLS

http://www.lexis.com/research/zeroans?_m=43b6c54961fb19c05fa6bcc67e93d6c9&docnum... 8/30/04

1 of 2 DOCUMENTS

Copyright 2003 Comtex News Network, Inc.
All Rights Reserved
Copyright 2003 Knobias.com, LLC, All rights reserved.
Knobias.com

This content is provided to LexisNexis by Comtex News Network, Inc.

October 22, 2003 Wednesday

LENGTH: 74 words

HEADLINE: CRDS Files Patent Infringement Suit Against HILL

DATELINE: Ridgeland, MS

BODY:

...Crossroads Systems Inc. (CRDS) on October 17, 2003. Dot Hill has not been served with the Complaint. The suit alleges patent infringement by Dot Hill of United States Patent Nos. 5,941,972 and 6,425,035, relating to storage routers and methods for providing virtual local storage.

LEXIS-NEXIS
Library: NEWS
File: CURNEWS

2 of 2 DOCUMENTS

Copyright 2003 PR Newswire Association, Inc.
PR Newswire

October 22, 2003, Wednesday

SECTION: FINANCIAL NEWS

DISTRIBUTION: TO BUSINESS AND TECHNOLOGY EDITORS

LENGTH: 498 words.

HEADLINE: Dot Hill Systems Announces Complaint Filed By Crossroads Systems

DATELINE: CARLSBAD, Calif., Oct. 22

BODY:

...Texas by Crossroads Systems on October 17, 2003. Dot Hill has not been served with the Complaint. The suit alleges patent infringement by Dot Hill of United States Patent Nos. 5,941,972 and 6,425,035, relating to storage routers and methods for providing virtual local storage.

"Crossroads Systems first offered us a license for certain of their patents in February 2002, asserting that the patents related to ...

?us6425035/pn

** SS 1: Results 1

Search statement 2

?prt full nonstop legalall

1/1 PLUSPAT - (C) QUESTEL-ORBIT- image
PN - US2002010812 A1 20020124 [US20020010812]
PN2 - US6425035 B2 20020723 [US6425035]
TI - (A1) Storage router and method for providing virtual local storage
PA - (B2) CROSSROADS SYSTEMS INC (US)
PA0 - Crossroads Systems, Inc., Austin TX [US]
PA2 - (B2) CROSSROADS SYSTEMS INC (US)
IN - (A1) HOESE GEOFFREY B (US); RUSSELL JEFFRY T (US)
AP - US96533501 20010927 [2001US-0965335]
FD - Continuation of: US5941972
PR - US96533501 20010927 [2001US-0965335]
- US35468299 19990715 [1999US-0354682]
- US179997 19971231 [1997US-0001799]
IC - (A1) G06F-003/00
EC - G06F-013/40D2
PCL - ORIGINAL (O) : 710105000; CROSS-REFERENCE (X) : 710008000 710036000
710310000
DT - Corresponding document
CT - US5748924; US5768623; US5809328; US5812754; US5835496; US5848251;
US5935260; US5941972; US5959994; US6041381; US6055603; US6065087;
US6075863; US6098149; US6118766; US6148004; US6185203; US6209023;
US6230218; US6341315; US6343324
STG - (A1) Utility Patent Application published on or after January 2, 2001
STG2- (B2) U.S. Patent (with pre-grant pub.) after Jan. 2, 2001
AB - A storage router (56) and storage network (50) provide virtual local
storage on remote SCSI storage devices (60, 62, 64) to Fiber Channel
devices. A plurality of Fiber Channel devices, such as workstations
(58), are connected to a Fiber Channel transport medium (52), and a
plurality of SCSI storage devices (60, 62, 64) are connected to a SCSI
bus transport medium (54). The storage router (56) interfaces between
the Fibre Channel transport medium (52) and the SCSI bus transport
medium (54). The storage router (56) maps between the workstations
(58) and the SCSI storage devices (60, 62, 64) and implements access
controls for storage space on the SCSI storage devices (60, 62, 64).
The storage router (56) then allows access from the workstations (58)
to the SCSI storage devices (60, 62, 64) using native low level, block
protocol in accordance with the mapping and the access controls.
UP - 2002-05

1/1 LGST - (C) EPO
PN - US2002010812 A1 20020124 [US20020010812]
- US6425035 B2 20020723 [US6425035]
AP - US96533501 20010927 [2001US-0965335]
ACT - 20030826 US/CC-A
CERTIFICATE OF CORRECTION
UP - 2003-41

1/1 CRXX - (C) CLAIMS/RRX
PN - 6,425,035 A 20020723 [US6425035]
PA - Crossroads Systems Inc
ACT - 20030916 CERTIFICATE OF CORRECTION



UNITED STATES DEPARTMENT OF COMMERCE
Patent and Trademark Office

Address: ASSISTANT COMMISSIONER FOR PATENTS

Washington, D.C. 20231

APPLICATION NO./ CONTROL NO.	FILING DATE	FIRST NAMED INVENTOR / PATENT IN REEXAMINATION	ATTORNEY DOCKET NO.
90007125	07/19/04	6425035	I006-8910

Gray Cary Ware & Friedenrich LLP
1221 S. MoPac Expressway Suite 400
Austin, Tx

EXAMINER

Fleming, Fritz

ART UNIT	PAPER
2182	5

2182

5

DATE MAILED: 09/22/04

Please find below and/or attached an Office communication concerning this application or proceeding.

Commissioner of Patents and Trademarks

CC: Natu J. Patel
Wang & Patel, PC
1301 Dove Street, Suite 1050
Newport Beach CA 92660



UNITED STATES PATENT AND TRADEMARK OFFICE

Commissioner for Patents
United States Patent and Trademark Office
P.O. Box 1450
Alexandria, VA 22313-1450
www.uspto.gov

DO NOT USE IN PALM PRINTER

(THIRD PARTY REQUESTER'S CORRESPONDENCE ADDRESS)

[Empty dashed box for third party requester's correspondence address]

EX PARTE REEXAMINATION COMMUNICATION TRANSMITTAL FORM

REEXAMINATION CONTROL NO. 90/007,125.

PATENT NO. 6425035.

ART UNIT 2182.

Enclosed is a copy of the latest communication from the United States Patent and Trademark Office in the above identified *ex parte* reexamination proceeding (37 CFR 1.550(f)).

Where this copy is supplied after the reply by requester, 37 CFR 1.535, or the time for filing a reply has passed, no submission on behalf of the *ex parte* reexamination requester will be acknowledged or considered (37 CFR 1.550(g)).

PTOL-465 (Rev.07-04)

Order Granting / Denying Request For Ex Parte Reexamination	Control No. 90/007,125	Patent Under Reexamination 6425035	
	Examiner Fritz M Fleming	Art Unit 2182	

--The MAILING DATE of this communication appears on the cover sheet with the correspondence address--

The request for *ex parte* reexamination filed 19 July 2004 has been considered and a determination has been made. An identification of the claims, the references relied upon, and the rationale supporting the determination are attached.

Attachments: a) PTO-892, b) PTO-1449, c) Other: _____

1. The request for *ex parte* reexamination is GRANTED.

RESPONSE TIMES ARE SET AS FOLLOWS:

For Patent Owner's Statement (Optional): TWO MONTHS from the mailing date of this communication (37 CFR 1.530 (b)). **EXTENSIONS OF TIME ARE GOVERNED BY 37 CFR 1.550(c).**


For Requester's Reply (optional): TWO MONTHS from the **date of service** of any timely filed Patent Owner's Statement (37 CFR 1.535). **NO EXTENSION OF THIS TIME PERIOD IS PERMITTED.** If Patent Owner does not file a timely statement under 37 CFR 1.530(b), then no reply by requester is permitted.

2. The request for *ex parte* reexamination is DENIED.

This decision is not appealable (35 U.S.C. 303(c)). Requester may seek review by petition to the Commissioner under 37 CFR 1.181 within ONE MONTH from the mailing date of this communication (37 CFR 1.515(c)). **EXTENSION OF TIME TO FILE SUCH A PETITION UNDER 37 CFR 1.181 ARE AVAILABLE ONLY BY PETITION TO SUSPEND OR WAIVE THE REGULATIONS UNDER 37 CFR 1.183.**

In due course, a refund under 37 CFR 1.26 (c) will be made to requester:

- a) by Treasury check or,
- b) by credit to Deposit Account No. _____, or
- c) by credit to a credit card account, unless otherwise notified (35 U.S.C. 303(c)).



Fritz M Fleming
Primary Examiner
Art Unit: 2182

cc:Requester (if third party requester)

Application/Control Number: 90/007,125
Art Unit: 2182

Page 2

1. A substantial new question of patentability affecting claims 1-14 of United States Patent Number 6,425,035 is raised by the request for *ex parte* reexamination.

Extensions of time under 37 CFR 1.136(a) will not be permitted in these proceedings because the provisions of 37 CFR 1.136 apply only to "an applicant" and not to parties in a reexamination proceeding. Additionally, 35 U.S.C. 305 requires that *ex parte* reexamination proceedings "will be conducted with special dispatch" (37 CFR 1.550(a)). Extensions of time in *ex parte* reexamination proceedings are provided for in 37 CFR 1.550(c).

- The threshold for determining whether or not to grant a re-examination is set forth in MPEP 2242, quoted below:

For "a substantial new question of patentability" to be present, it is only necessary that: (>A<) the prior art patents and/or printed publications raise a substantial question of patentability regarding at least one claim, i.e., the teaching of the (prior art) patents and printed publications is such that a reasonable examiner would consider the teaching to be important in deciding whether or not the claim is patentable; and (*>B<) the same question of patentability as to the claim has not been decided by the Office in a previous examination >or pending reexamination< of the patent or in a final holding of invalidity by the Federal Courts in a decision on the merits involving the claim. It is not necessary that a "prima facie" case of unpatentability exist as to the claim in order for "a substantial new question of patentability" to be present as to the claim. Thus, "a substantial new question of patentability" as to a patent claim could be present even if the examiner would not necessarily reject the claim as either fully anticipated by, or obvious in view of, the prior >art< patents or printed publications. As to the importance of the difference between "a substantial new question of patentability" and a "prima facie" case of unpatentability see generally In re Etter, 756 F.2d 852, 857 n.5, 225 USPQ 1, 4 n.5 (Fed. Cir. 1985).*

Application/Control Number: 90/007,125
Art Unit: 2182

Page 3

Thus it is clear, that a granting of a re-examination does not necessarily mean that a prima facie case of unpatentability exists, just that the teachings be important when deciding claim patentability.

- The manner in which the art is to be applied in the request is discussed in MPEP 2217, quoted below:

The third sentence of 35 U.S.C. 302 indicates that the "request must set forth the pertinency and manner of applying cited prior art to every claim for which reexamination is requested." 37 CFR 1.510(b)(2) requires that the request include "[a]n identification of every claim for which reexamination is requested, and a detailed explanation of the pertinency and manner of applying the cited prior art to every claim for which reexamination is requested." If the request is filed by the patent owner, the request for reexamination may also point out how claims distinguish over cited prior art.

Where substantial new questions of patentability are presented under 35 U.S.C. 102(f) or (g), the prior invention of another must be disclosed in a patent or printed publication. Substantial new questions of patentability may also be presented under 35 U.S.C. 103 which are based on the above indicated portions of 35 U.S.C. 102. Substantial new questions of patentability may be found under 35 U.S.C. 102(f) / 103 or 102(g)/ 103 based on the prior invention of another disclosed in a patent or printed publication if the reference invention and the claimed invention were not commonly owned at the time the claimed invention was made. See, 35 U.S.C. 103(c) and MPEP § 706.02(l). See MPEP § 706.02(l)(1) for information pertaining to references which qualify as prior art under 35 U.S.C. 102(e)/103.

The mere citation of new patents or printed publications without an explanation does not comply with 37 CFR 1.510(b)(2). Requester must present an explanation of how the cited patents or printed publications are applied to all claims which requester considers to merit reexamination. This not only sets forth the requester's position to the Office, but also to the patent owner (where the patent owner is not the requester).

Application/Control Number: 90/007,125
Art Unit: 2182

Page 4

Given the above, requestor has, at a threshold minimum, provided a substantial new question of patentability, albeit not in a clear and concise manner. For example, requestor has dedicated pages 5-41 to various "substantial new questions of patentability", which are not entirely clear. Pages 5-11 allege anticipation by the MAXSTRAT GEN5 PRODUCT, but such an analysis seems to rely upon two printed publications in the form of Exhibits 10-12 interpreted in light of an additional declaration in the form of Exhibit 13. Pages 12-13 allege other controllers detailed in Exhibits 14-16. Pages 13-14 allege anticipation over the '209 Patent. Pages 15-20 combine the material of pages 5-13 with admissions, Haugdahl, and Bursky. Pages 20-23 appear to combine admissions/testimony with at least patents to Oeda et al., Yung, Hefferon et al., DeKoning et al., Abadi et al., Hunnicutt et al., Raz et al., and Dauerer et al. Pages 23-26 then add Derby et al., Isfeld et al., Sheu and Jones et al. Pages 26-39 then address some of the above and Llorens, while pages 40-41 seem to summarize such. In order to grant the request for re-examination, the request indicates, at least, that the requestor considers claims 1-14 as being unpatentable over the MAXSTRAT GEN5 manuals of Exhibits 11-12. It is agreed that the consideration of the MAXSTRAT GEN5 manuals of Exhibits 11-12 raises a substantial new question of patentability, as to at least the patentability of claims 1-14 of the Hoese et al. patent. As pointed out in Exhibit 10, MAXSTRAT GEN5 manuals of Exhibits 11-12 teach the use of, amongst other things, of a network routing table, a buffer, the host interface ports, the device module controller, the two general purpose CPUs, the volumes, the ifp, and the internal file system which were not present in the prosecution of the application that became the

Application/Control Number: 90/007,125
Art Unit: 2182

Page 5

Hoese et al. patent. Further, there is a substantial likelihood that a reasonable examiner would consider these teachings important in deciding whether or not the claims are patentable. Accordingly, the MAXSTRAT GEN5 manuals of Exhibits 11 and 12 raise a substantial new question of patentability as to claims 1-14, which question has not been decided in a previous examination of the Hoese et al. patent. Thus claims 1-14 will be re-examined.

Addressing the other art cited in the request for re-examination, it is clear that the request for the re-examination should clearly and concisely set forth the cited prior art and the manner in which it is to be applied to the identified claims. Requestor has instead set forth a voluminous citation of prior art, with an inordinately large number of possible combinations of cited art, placing the burden of "explanation" on the examiner. Appendix C is described by the requestor as "Listing of **possible** prior art combinations showing obviousness." Turning to Appendix C, one finds a generic explanation that summarizes claim 1 (only claim 1) into elements A-G, and refers to the chart of Appendix B and Exhibit 22 for an accounting of what elements are found where. The explanation of Appendix C seems to conclude with the opinion that the mere fact that two references that teach all of the elements render a claim as obvious. The examiner would like to point to **MPEP 2143.01, Suggestion or Motivation To Modify the References**, where one finds:

The mere fact that references can be combined or modified does not render the resultant combination obvious unless the prior art also suggests the desirability of the combination.

In re Mills, 916 F.2d 680, 16 USPQ2d 1430 (Fed. Cir. 1990) (Claims were directed to an apparatus for producing an aerated cementitious composition by drawing air into

Application/Control Number: 90/007,125
Art Unit: 2182

Page 6

the cementitious composition by driving the output pump at a capacity greater than the feed rate. The prior art reference taught that the feed means can be run at a variable speed, however the court found that this does not require that the output pump be run at the claimed speed so that air is drawn into the mixing chamber and is entrained in the ingredients during operation. Although a prior art device “may be capable of being modified to run the way the apparatus is claimed, there must be a suggestion or motivation in the reference to do so.” 916 F.2d at 682, 16 USPQ2d at 1432.). See also *In re Fritch*, 972 F.2d 1260, 23 USPQ2d 1780 (Fed. Cir. 1992) (flexible landscape edging device which is conformable to a ground surface of varying slope not suggested by combination of prior art references).

For a specific example, appendix C, page 5, sets forth “Fibre Channel storage...” as a possible primary reference having claim elements ABCDFG with an astounding 54 individual secondary references with which “Fibre Channel storage...” is to be **possibly** combined with. The examiner is then supposed to go to Exhibit 22 to then interpret the shorthand of claim elements A-G of each reference in order to come up with the manner in which the cited art is to be applied in combination, thereby placing the burden on the examiner to provide the rationale to make the possible combinations. Furthermore, Exhibit 22 only goes up to claim 6, and not the identified patent claims 1-14. Finally, if the requestor had intended to apply the 200+ “possible prior art combinations showing obviousness” against the claims to form a basis for re-examination, then there should be a corresponding number of prima facie cases of obviousness in order to merit re-examination. Lacking such, the material of Appendix C would appear to provide a cumulative IDS listing of references that individually disclose bits and pieces of claims

Application/Control Number: 90/007,125
Art Unit: 2182

Page 7

1-6, without setting forth the proper rejections under 35 U.S.C. 103, and will be considered as an IDS in the course of the re-examination.

2. The patent owner is reminded of the continuing responsibility under 37 CFR 1.565(a) to apprise the Office of any litigation activity, or other prior or concurrent proceeding, involving Patent No. 6,425,035 throughout the course of this reexamination proceeding. The third party requester is also reminded of the ability to similarly apprise the Office of any such activity or proceeding throughout the course of this reexamination proceeding. See MPEP §§ 2207, 2282 and 2286.

3. It is noted that an issue not within the scope of reexamination proceedings has been raised. The issue of the co-pending applications will not be addressed in this re-examination, noting that some of them have matured into patents. The issue of secondary considerations and any licensing/income will not be considered during this re-examination, unless such is raised as an issue by patent owner. The issue of disclosure during the patent prosecution will not be addressed in this re-examination.

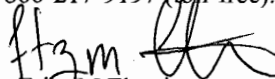
4. Any inquiry concerning this communication or earlier communications from the examiner should be directed to Fritz M Fleming whose telephone number is 703-308-1483. The examiner can normally be reached on M-F, 0600-1500.

If attempts to reach the examiner by telephone are unsuccessful, the examiner's supervisor, Jeffrey Gaffin can be reached on 703-308-3301. The fax phone number for the organization where this application or proceeding is assigned is 703-872-9306.

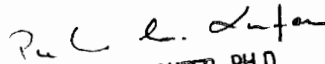
Application/Control Number: 90/007,125
Art Unit: 2182

Page 8

Information regarding the status of an application may be obtained from the Patent Application Information Retrieval (PAIR) system. Status information for published applications may be obtained from either Private PAIR or Public PAIR. Status information for unpublished applications is available through Private PAIR only. For more information about the PAIR system, see <http://pair-direct.uspto.gov>. Should you have questions on access to the Private PAIR system, contact the Electronic Business Center (EBC) at 866-217-9197 (toll-free).


Frit M Fleming
Primary Examiner
Art Unit 2182

fmf


PINCHUS M. LAUFER, PH.D
SPECIAL PROGRAM EXAMINER
TECHNOLOGY CENTER 2100

Re Exam



IN THE UNITED STATES PATENT AND TRADEMARK OFFICE	
CERTIFICATE OF SERVICE UNDER 37 C.F.R. 1.248	
Atty. Docket No. CROSS1123-17	
Applicant Geoffrey B. Hoese, et al.	
Application Number 90/007,125	Date Filed 07/19/2004
Title Storage Router and Method for Providing Virtual Local Storage	
Group Art Unit 7590	Examiner Fleming, Fritz
Confirmation Number: 2298	

Applicant hereby serves the Notification of Litigation Under 37 C.F.R. 1.565 in the above referenced case to:

Wang and Patel, PC
1301 Dove Street, Suite 1050
Newport Beach, CA 92660

As per 35 U.S.C. §1.248 service is made via first class mail on December 8, 2004.

Respectfully submitted,

Sprinkle IP Law Group


John L. Adair
Reg. No. 48,828

Dated: December 7, 2004

1301 W. 25th Street, Suite 408
Austin, Texas 78705
Tel. (512) 637-9220
Fax. (512) 371-9088

Enclosures





IN THE UNITED STATES PATENT AND TRADEMARK OFFICE	
NOTIFICATION OF LITIGATION UNDER 37 C.F.R. 1.565	
Atty. Docket No. CROSS1123-17	
Applicant Geoffrey B. Hoese, et al.	
Application Number 90/007,125	Date Filed 07/19/2004
Title Storage Router and Method for Providing Virtual Local Storage	
Group Art Unit 7590	Examiner Fleming, Fritz
Confirmation Number: 2298	

Commissioner for Patents
P.O. Box 1450
Alexandria, VA 22313-1450

Dear Sir:

Certificate of Mailing Under 37 C.F.R. §1.8

I hereby certify that this correspondence is being deposited with the United States Postal Service as First Class Mail in an envelope addressed to Commissioner for Patents, P.O. Box 1450, Alexandria, VA 22312-1450 on **December 8, 2004**.

Janice Pampell
Janice Pampell

This notification is filed for the sole purpose to inform the Examiner of prior and concurrent litigation involving United States Patent No. 5,941,972 (the "972 Patent") and United States Patent No. 6,425,035 (the "035 Patent") as required under 35 CFR 1.565. This is not and should not be construed as a submission under 35 CFR 1.530 as it does not discuss why the subject matter as claimed in these patents is not anticipated nor rendered obvious.



Attorney Docket No.
90/007,125

CROSS1123-17
Customer ID: 44654

2

PRIOR AND ONGOING LITIGATION

The '972 Patent was held valid and infringed in *Crossroads Systems (Texas), Inc. v. Chaparral Network Storage, Inc.*, Western District of Texas, Civil Action No. A-00-CA-217-SS (the "Chaparral Litigation"). In the Chaparral Litigation, Crossroads Systems, Inc. ("Crossroads") alleged that storage router and RAID controller products by Chaparral Network Storage, Inc. ("Chaparral") infringed the '972 Patent. The district court found that the '972 Patent was valid; the jury found that Chaparral's storage router and RAID controllers infringed the '972 Patent and also subjected the defendant Chaparral to treble damages for willful infringement of the '972 Patent. A copy of the judgment is attached hereto as Exhibit A. The validity of the '972 Patent, the infringement of the '972 Patent by Chaparral's RAID controllers and the willful infringement finding were all upheld by the Federal Circuit. A copy of the Federal Circuit decision affirming the decision of the lower court is attached hereto as Exhibit B.


Another defendant paid Crossroads \$15,000,000 to settle a patent infringement case involving the '972 Patent. In *Crossroads Systems (Texas), Inc., v. Pathlight Technology, Inc.*, Western District of Texas, Civil Action No. A-00CA-248-JN, Crossroads asserted that Pathlight Technology, Inc.'s ("Pathlight") storage router products infringed the '972 Patent. During the course of the litigation, Pathlight was acquired by a company named ADIC. ADIC settled the case with payment to Crossroads of \$15M after closing arguments but before the jury returned its verdict.

Currently, there is ongoing litigation in which Dot Hill Systems Corporation's ("Dot Hill") RAID controller products are accused of infringing the '972 and '035 Patents. See, *Crossroads Systems, Inc. v. Dot Hill Systems Corporation*, Western District of Texas, Case Number A-03-CV-754(SS). This litigation is pending.

This notification was served via first class mail on December 8, 2004 to Natu J. Patel at Wang and Patel, PC, 1301 Dove Street, Suite 1050, Newport Beach, CA 92660.

Respectfully submitted,

Sprinkle IP Law Group
Attorneys for Applicant



John L. Adair
Reg. No. 48,828

Date: December 8, 2004
1301 W. 25th Street
Suite 408
Austin, Texas 78705
Tel. (512) 637-9220
Fax. (512) 371-9088

FILED
NOV 15 2001
CLERK, U.S. DISTRICT COURT
WESTERN DISTRICT OF TEXAS
BY *[Signature]*
DEPUTY CLERK

**IN THE UNITED STATES DISTRICT COURT
FOR THE WESTERN DISTRICT OF TEXAS
AUSTIN DIVISION**

CROSSROADS SYSTEMS, (TEXAS), INC.,

Plaintiff,

-vs-

Case No. A-00-CA-217-SS

CHAPARRAL NETWORK STORAGE, INC.,

Defendant.

FINAL JUDGMENT

BE IT REMEMBERED on the 4th day of September 2001, the Court called the above-captioned matter, and all parties appeared through their appropriate representatives and counsel of record and announced ready for trial, and a jury composed of seven legally qualified jurors having been empaneled and this case proceeded to trial on September 4, 2001, and on September 6, 2001, the plaintiff rested its case and the defendant filed a motion for judgment pursuant to Rule 50 of the Federal Rules of Civil Procedure and the Court overruled said motion with the exception of the issue of "contributory inducement," and the trial proceeded until September 11, 2001, when the defendant rested, and thereafter the plaintiff filed its motion for judgment as a matter of law pursuant to Rule 50 of the Federal Rules of Civil Procedure and the defendant renewed its Rule 50 motion and the Court overruled all motions with the exception of plaintiff's motion on the defense of "definiteness" and the case proceeded with all parties closing on September 11, 2001, and all parties renewing their motions, and the Court overruling all Rule 50 motions, and after the Court had instructed the jury

179



and all counsel had made their final arguments, the case was submitted to the jury on the 12th day of September 2001, and on that said day, the jury returned its verdict answering the questions as follows:

Question No. 1:	Yes			
	1-14			
Question 2:	Not answered			
Question 3:	Yes			
	7-14			
Question 4:	Yes			
	7-14			
Question 5:	Router	RAID		
	167,247	1,371,693		
	5%	3%		
	8365.00	41,150.79	49,515.79	
Question 6:	Yes			
	1-14			
Question 7:	No			
Question 8:	No			
Question 9:	No			

Said verdict was signed by the presiding juror who advised in open court it was a unanimous verdict and the verdict was accepted by the Court and filed by the Clerk. Thereafter, the parties filed motions and on this date the Court has entered its orders disposing of all motions pending and, based upon the pleadings, trial record, and the law, enters this final judgment:



IT IS ORDERED, ADJUDGED and DECREED that the plaintiff Crossroads Systems (Texas), Inc., do have and recover judgment of and against the defendant Chaparral Network Storage, Inc., for the total sum of \$148,547.37 with interest as of July 11, 2001, in the amount of 2.40 percent per annum until paid, plus all costs of suit.

IT IS FURTHER ORDERED, ADJUDGED and DECREED that:

1. Chaparral Network Storage, Inc., has infringed claims 1-14 of the '972 patent in making, using, offering to sell, and selling certain routers and RAID controllers, including but not limited to the models listed in Exhibit 1 attached hereto and incorporated by reference and including any other products that provide access controls in a way that is substantially similar to any product listed in Exhibit 1.

2. Claims 1-14 of the '972 patent are valid.

3. Pursuant to 35 U.S.C. § 154, Crossroads Systems (Texas), Inc., has the exclusive right in the United States to make, have made, use, sell, offer for sell, and import products covered by, or coming within the scope of any of claims 1-14 of the '972 patent.

4. Chaparral has infringed Crossroads' rights in making, offering to sell, and selling router and RAID controller products that use, embody, or perform the inventions of claims 1-14 of the '972 patent.

5. Chaparral has contributorily infringed and induced the infringement of claims 7-14 of the '972 patent by providing third parties with the means of infringing claims 7-14 of the '972 patent and by instructing third parties to infringe claims 7-14 of the '972 patent.

6. By reason of the infringement of the '972 patent, Chaparral Network Storage, Inc., its officers, directors, agents, servants, employees, attorneys, and all persons acting in concert

or participation with them who receive actual notice of this order by personal service or otherwise, are enjoined as of this date from infringing any of claims 1-14 of Crossroads Systems (Texas), Inc.'s '972 patent, including but not limited to the router and RAID controller models identified on Exhibit 1 and including any other router or RAID controllers that are substantially similar to any product listed in Exhibit 1.

7. Chaparral Network Storage, Inc., its officers, directors, agents, servants, employees, attorneys, and all persons acting in concert or participation with them who receive actual notice of this order by personal service or otherwise are enjoined as of this date from contributorily infringing or inducing the infringement of any of claims 7-14 of Crossroads Systems (Texas), Inc.'s '972 patent.

8. IT IS FURTHER ORDERED that Chaparral Network Storage, Inc., will, no later than 30 business days from the date of the entry of this injunction obtain from any dealers, distributors, or sales agents within the United States and take into Chaparral's possession all products which are owned by Chaparral but which are now or will be in the possession or under control of such dealers, distributors, or sales agents and which infringe any of the claims 1-14 of the '972 patent (including but not limited to the products identified in Exhibit 1 and any other router or RAID controllers that are substantially similar to any product listed in Exhibit 1).

9. The United States District Court for the Western District of Texas, Austin Division, retains jurisdiction to enforce the terms of this injunction.

IT IS SO ORDERED this the 15th day of November 2001.


UNITED STATES DISTRICT JUDGE

**IN THE UNITED STATES DISTRICT COURT
FOR THE WESTERN DISTRICT OF TEXAS
AUSTIN DIVISION**

CROSSROADS SYSTEMS, (TEXAS), INC.,

Plaintiff,

-vs-

Case No. A-00-CA-217-SS

CHAPARRAL NETWORK STORAGE, INC.,

Defendant.

EXHIBIT 1 TO PERMANENT INJUNCTION

Chaparral Router Products that Infringe U.S. Patent No. 5,941,972

FS 1220
FS 2620

Chaparral RAID Controller Products that Infringe U.S. Patent No. 5,941,972

G7313
G7324
G8324
K7313
K7413
A8526

RECEIVED

MAR 10 2003

CLERK, U.S. DISTRICT COURT
WESTERN DISTRICT OF TEXAS
BY [Signature]
DEPUTY CLERK

NOTE: Pursuant to Fed. Cir. R. 47.6, this disposition is not citable as precedent. It is a public record. This disposition will appear in tables published periodically.

United States Court of Appeals for the Federal Circuit

02-1158

FILED

MAR 10 2003

CLERK, U.S. DISTRICT COURT
WESTERN DISTRICT OF TEXAS
BY [Signature]
DEPUTY CLERK

CROSSROADS SYSTEMS, (TEXAS), INC.,

Plaintiff-Appellee,

v.

CHAPARRAL NETWORK STORAGE, INC.,

Defendant-Appellant.

FILED
U.S. COURT OF APPEALS FOR
THE FEDERAL CIRCUIT

FEB 12 2003

JUDGMENT

JAN HORBALY
CLERK

ON APPEAL from the

United States District Court for
the Western District of Texas

In CASE NO(S).

00-CV-217 and 00-CV-621

This CAUSE having been heard and considered, it is

ORDERED and ADJUDGED: AFFIRMED. See Fed. Cir. R. 36

Per Curiam (NEWMAN, SCHALL, and DYK, Circuit Judges).

CERTIFIED COPY
I HEREBY CERTIFY THIS DOCUMENT
IS A TRUE AND CORRECT COPY
OF THE ORIGINAL ON FILE.

UNITED STATES COURT OF APPEALS
FOR THE FEDERAL CIRCUIT

By: [Signature] Date: 3/15/03

ENTERED BY ORDER OF THE COURT

DATED: FEB 12 2003

[Signature]
Jan Horbaly, Clerk

ISSUED AS A MANDATE: MARCH 5, 2003

Costs Against Appellant:
Total \$97.35

186

03/17/2003 MON 12:47 PM TX/RX NO 82731

PTO/SB/08b (08-03)

Approved for use through 06/30/2008. OMB 0651-0031
U.S. Patent and Trademark Office, U.S. DEPARTMENT OF COMMERCE

Under the Paperwork Reduction Act of 1995, no persons are required to respond to a collection of information unless it contains a valid OMB control number.

Substitute for form 1449B/PTO		Complete if Known	
INFORMATION DISCLOSURE STATEMENT BY APPLICANT <i>(Use as many sheets as necessary)</i>		Application Number	Patent No. 6,425,035
		Filing Date	Issue Date 07/23/2002
		First Named Inventor	HOESE
		Art Unit	2182
		Examiner Name	FLEMING, FRITZ M.
		Attorney Docket Number	HOESE1/WAB
Sheet	1 of 1		


NON PATENT LITERATURE DOCUMENTS			
Examiner Initials*	Cite No.†	Include name of the author (in CAPITAL LETTERS), title of the article (when appropriate), title of the item (book, magazine, journal, serial, symposium, catalog, etc.), date, page(s), volume-issue number(s), publisher, city and/or country where published.	†2
F.F.	1	"InfoServer 100 System Operations Guide", First Edition, Digital Equipment Corporation, 1990	
F.F.	2	S.P. Joshi, "Ethernet controller chip interfaces with variety of 16-bit processors," Electronic Design, Hayden Publishing Co., Inc., Rochelle Park, NJ, Oct. 14, 1982, pp193-200	
F.F.	3	"DP5380 Asynchronous SCSI Interface", National Semiconductor Corporation, Arlington, TX, May 1989, pp. 1-32	
F.F.	4	Johnson, D.B., et al., "The Peregrine High Performance RPC System", Software--Practice & Experience, 23(2):201-221, Feb. 1993	
F.F.	5	"InfoServer 150--Installation and Owner's Guide", EK-INFSV-OM-001, Digital Equipment Corporation, Maynard, Massachusetts 1991, Chapters 1 and 2	
F.F.	6	Pictures of internal components of the InfoServer 150, taken from http://www.binarydinosaurs.co.uk/Museum/Digital/infoserver/infoserver.php in Nov. 2004	

Examiner Signature	<i>Fritz M. Fleming</i>	Date Considered	12/16/2004
--------------------	-------------------------	-----------------	------------

*EXAMINER: Initial if reference considered, whether or not citation is in conformance with MPEP 609. Draw line through citation if not in conformance and not considered. Include copy of this form with next communication to applicant.
 †Applicant's unique citation designation number (optional). †2 Applicant is to place a check mark here if English language Translation is attached.
 This collection of information is required by 37 CFR 1.97 and 1.98. The information is required to obtain or retain a benefit by the public which is to file (and by the USPTO to process) an application. Confidentiality is governed by 35 U.S.C. 122 and 37 CFR 1.14. This collection is estimated to take 2 hours to complete, including gathering, preparing, and submitting the completed application form to the USPTO. Time will vary depending upon the individual case. Any comments on the amount of time you require to complete this form and/or suggestions for reducing this burden should be sent to the Chief Information Officer, U.S. Patent and Trademark Office, U.S. Department of Commerce, P.O. Box 1450, Alexandria, VA 22313-1450. DO NOT SEND FEES OR COMPLETED FORMS TO THIS ADDRESS. SEND TO: Commissioner for Patents, P.O. Box 1450, Alexandria, VA 22313-1450.

If you need assistance in completing the form, call 1-800-PTO-9199 and select option 2.

RE EXAM



THE UNITED STATES PATENT AND TRADEMARK OFFICE	
NOTIFICATION OF REEXAMINATION UNDER 37 C.F.R. 1.565	
Atty. Docket No. CROSS1123-17	
Applicant Geoffrey B. Hoese, et al.	
Application Number 90/007,125	Date Filed 07/19/2004
Title Storage Router and Method for Providing Virtual Local Storage	
Group Art Unit 2182	Examiner Fleming, Fritz
Confirmation Number: 2298	

Commissioner for Patents
P.O. Box 1450
Alexandria, VA 22313-1450

Certificate of Mailing Under 37 C.F.R. §1.8

I hereby certify that this correspondence is being deposited with the United States Postal Service as First Class Mail in an envelope addressed to Commissioner for Patents, P.O. Box 1450, Alexandria, VA 22312-1450 on 1-11-05

Janice Pampell
Janice Pampell

Dear Sir:

This notification is filed for the sole purpose to inform the Examiner of concurrent reexamination proceedings involving United States Patent No. 6,425,035 (the "035 Patent") as required under 35 CFR 1.565. This is not and should not be construed as a submission under 35 CFR 1.530 as it does not discuss why the subject matter as claimed in these patents is not anticipated nor rendered obvious.

Attorney Docket No.
CROSS1123-17

90/007,125
Customer ID: 44654

2


ONGOING LITIGATION AND CONCURRENT REEXAMINATION PROCEEDINGS

In addition to the ongoing litigation noted in a previous submission, the '035 application is currently subject to reexamination under Reexamination Control No. 90/007,317. The order granting reexamination is dated December 16, 2004.

This notification was served via first class mail on January 11, 2005 to Natu J. Patel at Wang and Patel, PC, 1301 Dove Street, Suite 1050, Newport Beach, CA 92660.


Respectfully submitted,

Sprinkle IP Law Group
Attorneys for Applicant



John L. Adair
Reg. No. 48,828

Date: 1/11/05
1301 W. 25th Street
Suite 408
Austin, Texas 78705
Tel. (512) 637-9220
Fax. (512) 371-9088

IN THE UNITED STATES PATENT AND TRADEMARK OFFICE		
CERTIFICATE OF SERVICE UNDER 37 C.F.R. 1.248	Atty. Docket No. CROSS1123-17	
	Applicant Geoffrey B. Hoese, et al.	
	Application Number 90/007,125	Date Filed 07/19/2004
	Title Storage Router and Method for Providing Virtual Local Storage	
	Group Art Unit 7590	Examiner Fleming, Fritz
	Confirmation Number: 2298	


Applicant hereby serves the Notification Under 37 C.F.R. 1.565 in the above referenced case to:

Wang and Patel, PC
1301 Dove Street, Suite 1050
Newport Beach, CA 92660

As per 35 U.S.C. §1.248 service is made via first class mail on January 11, 2005.

Respectfully submitted,

Sprinkle IP Law Group


John L. Adair
Reg. No. 48,828

Dated: January 11, 2005

1301 W. 25th Street, Suite 408
Austin, Texas 78705
Tel. (512) 637-9220
Fax. (512) 371-9088

Enclosures

Ref #	Hits	Search Query	DBs	Default Operator	Plurals	Time Stamp
L1	19	scsi same (fibre adj channel) same interface same dma	USPAT	OR	OFF	2005/01/19 14:08
S1	71	storage adj2 router	USPAT	OR	OFF	2005/01/19 14:08
S2	24	scsi near5 ((fibre or fiber) adj channel) near storage	USPAT	OR	OFF	2005/01/13 07:22
S3	117	scsi near5 ((fibre or fiber) adj channel) near5 storage	USPAT	OR	OFF	2005/01/13 07:40
S4	49	scsi same ((fibre or fiber) adj channel) same storage	EPO; JPO; DERWENT; IBM_TDB	OR	OFF	2005/01/13 10:27
S5	4	scsi same ((fibre or fiber) adj channel) same bridge	EPO; JPO; DERWENT; IBM_TDB	OR	ON	2005/01/13 08:15
S6	97	scsi same ((fibre or fiber) adj channel) same bridge	USPAT	OR	ON	2005/01/13 07:58
S7	36	scsi same ((fibre or fiber) adj channel) same router	USPAT	OR	ON	2005/01/13 07:59
S8	197	scsi same ((fibre or fiber) adj channel) same adapter	USPAT	OR	ON	2005/01/13 07:59
S9	32	scsi same ((fibre or fiber) adj channel) same network same storage	EPO; JPO; DERWENT; IBM_TDB	OR	ON	2005/01/13 08:17
S10	664	scsi same ((fibre or fiber) adj channel) same network same storage	US-PGPUB	OR	ON	2005/01/13 08:18
S11	302	scsi same ((fibre or fiber) adj channel) same network same storage	USPAT	OR	ON	2005/01/13 09:06
S12	76	scsi same ((fibre or fiber) adj channel) same (map or mapping)	USPAT	OR	ON	2005/01/13 09:20
S13	10	scsi same ((fibre or fiber) adj channel) same (map or mapping)	EPO; JPO; DERWENT; IBM_TDB	OR	ON	2005/01/13 09:33
S14	0	scsi same ((fibre or fiber) adj channel) same (block adj level)	EPO; JPO; DERWENT; IBM_TDB	OR	ON	2005/01/13 09:33
S15	3	scsi same ((fibre or fiber) adj channel) same (block adj level)	USPAT	OR	ON	2005/01/13 09:34
S16	10	scsi same ((fibre or fiber) adj channel) same native same block	USPAT	OR	ON	2005/01/13 09:37
S17	141	scsi same ((fibre or fiber) adj channel) same block same (storage or disk or disc or tape)	USPAT	OR	ON	2005/01/13 10:12
S18	10	scsi same ((fibre or fiber) adj channel) same (network adj attached adj storage)	USPAT	OR	ON	2005/01/13 10:13

S19	70	scsi same ((fibre or fiber) adj channel) and (network adj attached adj storage)	USPAT	OR	ON	2005/01/13 10:14
S20	1	(block adj level) same (network adj attached adj storage)	USPAT	OR	ON	2005/01/13 10:15
S21	74	scsi same ((fibre or fiber) adj channel) same shared same storage	USPAT	OR	ON	2005/01/13 10:17
S22	2944	(peer adj2 peer)	USPAT	OR	ON	2005/01/13 10:17
S23	23	(peer adj2 peer) same shared same storage	USPAT	OR	ON	2005/01/13 10:20
S24	42	(shared adj storage) same scsi	USPAT	OR	ON	2005/01/13 10:23
S25	200	network adj attached adj storage	USPAT	OR	ON	2005/01/13 10:52
S26	622	scsi same ((fibre or fiber) adj channel) same storage	USPAT	OR	OFF	2005/01/13 10:36
S27	738	scsi same ((fibre or fiber) adj channel) same interface	USPAT	OR	OFF	2005/01/13 10:43
S28	54	scsi same ((fibre or fiber) adj channel) same mapping	USPAT	OR	OFF	2005/01/13 10:43
S29	161	network adj attached adj storage	EPO; JPO; DERWENT; IBM_TDB	OR	ON	2005/01/13 11:34
S30	51	block adj server	EPO; JPO; DERWENT; IBM_TDB	OR	ON	2005/01/13 11:38
S31	163	block adj server	USPAT	OR	ON	2005/01/13 12:21
S32	28	network adj attached adj peripheral	USPAT	OR	ON	2005/01/13 13:15
S33	292	(710/74).CCLS.	USPAT	OR	OFF	2005/01/13 13:35
S34	84	(710/74).CCLS.	US-PGPUB	OR	OFF	2005/01/13 13:37
S36	2528	(711/111-114).CCLS.	USPAT	OR	OFF	2005/01/19 06:51
S37	332	((fibre or fiber) adj channel) same scsi same (storage or disk or disc) same controller	USPAT	OR	ON	2005/01/13 13:48
S38	592	network\$ near5 storage near5 controller	USPAT	OR	ON	2005/01/14 08:27
S39	221	network\$ near5 storage near5 controller	EPO; JPO; DERWENT; IBM_TDB	OR	ON	2005/01/14 08:04
S40	1025	(711/111-114).CCLS.	US-PGPUB	OR	OFF	2005/01/19 06:35
S41	1337	(711/111,112).CCLS.	USPAT	OR	OFF	2005/01/19 07:39
S42	1495	(711/113,114).CCLS.	USPAT	OR	OFF	2005/01/19 08:25
S43	100	atm same scsi same ((fiber or fibre) adj channel)	USPAT	OR	OFF	2005/01/19 08:37
S44	372	atm same ((fiber or fibre) adj channel)	USPAT	OR	OFF	2005/01/19 08:41
S45	2894	S40 or S41 or S42 or S43 or S44	USPAT	OR	OFF	2005/01/19 08:41

S46	8	scsi same fibre same port same adaptor	USPAT	OR	ON	2005/01/19 12:35
S47	27	scsi same fibre same adaptor	USPAT	OR	ON	2005/01/19 12:37
S48	36	scsi same fibre same converter	USPAT	OR	ON	2005/01/19 12:39
S49	257	(710/315).CCLS.	USPAT	OR	OFF	2005/01/19 12:42

0000125 071904

U.S. Patent No.	Patentee	Issue date
5,835,496	Yeung, et al.	November 10, 1998
5,812,754	Lui, et al.	September 22, 1998
5,809,328	Nogales, et al.	September 15, 1998
5,805,816	Picazo, Jr., et al.	September 8, 1998
5,802,278	Isfeld, et al.	September 1, 1998
5,781,715	Sheu	July 14, 1998
5,768,623	Judd, et al.	June 16, 1998
5,748,924	Llorens, et al.	May 5, 1998
5,727,218	Hotchkin	March 10, 1998
5,664,107	Chatwani, et al.	September 2, 1997
5,659,756	Hefferon, et al.	August 19, 1997
5,642,515	Jones, et al.	June 24, 1997
5,638,518	Malladi	June 10, 1997
5,634,111	Oeda, et al.	May 27, 1997
5,632,012	Belsan, et al.	May 20, 1997
5,621,902	Cases, et al.	April 15, 1997
5,613,082	Brewer, et al.	March 18, 1997
5,581,724	Belsan, et al.	December 3, 1996
5,581,709	Ito, et al.	December 3, 1996
5,568,648	Coscarella, et al.	October 22, 1996
5,564,019	Beausoleil, et al.	October 8, 1996
5,548,791	Casper, et al.	August 20, 1996
5,544,313	Shachmai, et al.	August 6, 1996
5,537,585	Blickenstaff, et al.	July 16, 1996
5,519,695	Purohit, et al.	May 21, 1996
5,511,169	Suda	April 23, 1996
5,507,032	Kimura	April 9, 1996
5,504,857	Baird, et al.	April 2, 1996
5,496,576	Jeong	March 5, 1996
5,495,474	Olnowich, et al.	February 27, 1996
5,491,812	Pisello, et al.	February 13, 1996
5,487,077	Hassner, et al.	January 23, 1996
5,471,609	Yudenfriend, et al.	November 28, 1995
5,469,576	Dauerer, et al.	November 21, 1995
5,463,754	Beausoleil, et al.	October 31, 1995
5,459,857	Ludlam, et al.	October 17, 1995
5,452,421	Beardsley, et al.	September 19, 1995
5,450,570	Richek, et al.	September 12, 1995
5,430,855	Walsh, et al.	July 4, 1995
5,426,637	Derby, et al.	June 20, 1995
5,423,026	Cook, et al.	June 6, 1995
5,420,988	Elliott	May 30, 1995
5,418,909	Jackowski, et al.	May 23, 1995
5,416,915	Mattson, et al.	May 16, 1995
5,410,697	Baird, et al.	April 25, 1995
5,410,667	Belsan, et al.	April 25, 1995
5,403,639	Belsan, et al.	April 4, 1995
5,396,596	Hashemi, et al.	March 7, 1995
5,388,246	Kasai	February 7, 1995
5,388,243	Glider, et al.	February 7, 1995
5,379,398	Cohn, et al.	January 3, 1995
5,379,385	Shomler	January 3, 1995

U.S. Patent No.	Patentee	Issue date
5,367,646	Pardillos, et al.	November 22, 1994
5,361,347	Glider, et al.	November 1, 1994
5,331,673	Elko, et al.	July 19, 1994
5,317,693	Elko, et al.	July 19, 1994
5,315,657	Abadi, et al.	May 24, 1994
5,301,290	Tetzlaff, et al.	April 5, 1994
5,297,262	Cox, et al.	March 22, 1994
5,247,692	Fujimura	September 21, 1993
5,247,638	O'Brien, et al.	September 21, 1993
5,239,654	Ing-Simmons, et al.	August 24, 1993
5,226,143	Baird, et al.	July 6, 1993
5,214,778	Glider, et al.	May 25, 1993
5,212,785	Powers, et al.	May 18, 1993
5,210,866	Milligan, et al.	May 11, 1993
5,202,856	Glider, et al.	April 13, 1993
5,193,184	Belsan, et al.	March 9, 1993
5,193,168	Corrigan, et al.	March 9, 1993
5,185,876	Nguyen, et al.	February 9, 1993
5,155,845	Beal, et al.	October 13, 1992
5,124,987	Milligan, et al.	June 23, 1992
5,077,736	Dunphy, Jr., et al.	December 31, 1991
5,077,732	Fischer, et al.	December 31, 1991
4,961,224	Yung	October 2, 1990
4,897,874	Lidinsky, et al.	January 30, 1990
4,835,674	Collins, et al.	May 30, 1989
4,827,411	Arrowood, et al.	May 2, 1989
4,825,406	Bean, et al.	April 25, 1989
4,821,179	Jensen, et al.	April 11, 1989
4,811,278	Bean, et al.	March 7, 1989
4,807,180	Takeuchi, et al.	February 21, 1989
4,787,028	Finfrock, et al.	November 22, 1988
4,697,232	Brunelle, et al.	September 29, 1987
4,644,462	Matsubara, et al.	February 17, 1987
4,620,295	Aiken, Jr.	October 28, 1986
4,603,380	Easton, et al.	July 29, 1986
4,573,152	Greene, et al.	February 25, 1986
4,533,996	Hartung, et al.	August 6, 1985
4,504,927	Callan	March 12, 1985
4,455,605	Cormier, et al.	June 19, 1984
4,415,970	Swenson, et al.	November 15, 1983



UNITED STATES PATENT AND TRADEMARK OFFICE

UNITED STATES DEPARTMENT OF COMMERCE
United States Patent and Trademark Office
Address: COMMISSIONER FOR PATENTS
P.O. Box 1450
Alexandria, Virginia 22313-1450
www.uspto.gov

APPLICATION NO.	FILING DATE	FIRST NAMED INVENTOR	ATTORNEY DOCKET NO.	CONFIRMATION NO.
90/007,125	07/19/2004	6425035	I006-8910	2298

44654 7590 02/07/2005

SPRINKLE IP LAW GROUP
1301 W. 25TH STREET
SUITE 408
AUSTIN, TX 78705

EXAMINER	
ART UNIT	PAPER NUMBER

DATE MAILED: 02/07/2005

Please find below and/or attached an Office communication concerning this application or proceeding.



UNITED STATES PATENT AND TRADEMARK OFFICE

Commissioner for Patents
United States Patent and Trademark Office
P.O. Box 1450
Alexandria, VA 22313-1450
www.uspto.gov

DO NOT USE IN PALM PRINTER

(THIRD PARTY REQUESTER'S CORRESPONDENCE ADDRESS)

Natu J. Patel
WANG & PATEL, PC
1301 Dove Street, Suite 1050
Newport Beach, CA 92660

EX PARTE REEXAMINATION COMMUNICATION TRANSMITTAL FORM

REEXAMINATION CONTROL NO. 90/007,125.

PATENT NO. 6425035.

ART UNIT 2182.

Enclosed is a copy of the latest communication from the United States Patent and Trademark Office in the above identified *ex parte* reexamination proceeding (37 CFR 1.550(f)).

Where this copy is supplied after the reply by requester, 37 CFR 1.535, or the time for filing a reply has passed, no submission on behalf of the *ex parte* reexamination requester will be acknowledged or considered (37 CFR 1.550(g)).

PTOL-465 (Rev.07-04)

Office Action in Ex Parte Reexamination	Control No. 90/007,125	Patent Under Reexamination 6425035	
	Examiner Fritz M Fleming	Art Unit 2182	

-- The MAILING DATE of this communication appears on the cover sheet with the correspondence address --

- a Responsive to the communication(s) filed on _____. b This action is made FINAL.
 c A statement under 37 CFR 1.530 has not been received from the patent owner.

A shortened statutory period for response to this action is set to expire 2 month(s) from the mailing date of this letter. Failure to respond within the period for response will result in termination of the proceeding and issuance of an *ex parte* reexamination certificate in accordance with this action. 37 CFR 1.550(d). **EXTENSIONS OF TIME ARE GOVERNED BY 37 CFR 1.550(c).** If the period for response specified above is less than thirty (30) days, a response within the statutory minimum of thirty (30) days will be considered timely.

Part I THE FOLLOWING ATTACHMENT(S) ARE PART OF THIS ACTION:

- | | |
|---|---|
| 1. <input checked="" type="checkbox"/> Notice of References Cited by Examiner, PTO-892. | 3. <input type="checkbox"/> Interview Summary, PTO-474. |
| 2. <input checked="" type="checkbox"/> Information Disclosure Statement, PTO-1449. | 4. <input type="checkbox"/> _____. |

Part II SUMMARY OF ACTION

- 1a. Claims 1-14 are subject to reexamination.
 1b. Claims _____ are not subject to reexamination.
 2. Claims _____ have been canceled in the present reexamination proceeding.
 3. Claims _____ are patentable and/or confirmed.
 4. Claims 1-14 are rejected.
 5. Claims _____ are objected to.
 6. The drawings, filed on 7-19-2204 are acceptable.
 7. The proposed drawing correction, filed on _____ has been (7a) approved (7b) disapproved.
 8. Acknowledgment is made of the priority claim under 35 U.S.C. § 119(a)-(d) or (f).
 a) All b) Some* c) None of the certified copies have
 1 been received.
 2 not been received.
 3 been filed in Application No. _____.
 4 been filed in reexamination Control No. _____.
 5 been received by the International Bureau in PCT application No. _____.
 * See the attached detailed Office action for a list of the certified copies not received.
 9. Since the proceeding appears to be in condition for issuance of an *ex parte* reexamination certificate except for formal matters, prosecution as to the merits is closed in accordance with the practice under *Ex parte* Quayle, 1935 C.D. 11, 453 O.G. 213.
 10. Other: _____

cc: Requester (if third party requester)

Application/Control Number: 90/007,125
Art Unit: 2182

Page 2

Reexamination

1. The patent owner is reminded of the continuing responsibility under 37 CFR 1.565(a) to apprise the Office of any litigation activity, or other prior or concurrent proceeding, involving Patent No. 6,425,035 throughout the course of this reexamination proceeding. The third party requester is also reminded of the ability to similarly apprise the Office of any such activity or proceeding throughout the course of this reexamination proceeding. See MPEP §§ 2207, 2282 and 2286.

Claim Rejections - 35 USC § 102

2. The following is a quotation of the appropriate paragraphs of 35 U.S.C. 102 that form the basis for the rejections under this section made in this Office action:

A person shall be entitled to a patent unless –

(b) the invention was patented or described in a printed publication in this or a foreign country or in public use or on sale in this country, more than one year prior to the date of application for patent in the United States.

3. Claims 7-9,11-14 are rejected under 35 U.S.C. 102(b) as being anticipated by Petal: Distributed Virtual Disks ("Petal").

Petal is competent art under 102(b) as its publication date is September 1996, more than one year prior to effective filing date (12/31/1997) of the instant patent.

Addressing claim 11 (the broadest independent claim), Petal provides virtual local storage (page 5, section 3, "This allows clients to access Petal virtual disks just like local disks." And page 7, section 3.2 "Petal provides clients with a large virtual disk that is available to all clients on the network.") in the form of the Figure 1 virtual disks in the form of Figure 6 SCSI disks (connected to one transport medium—SCSI) to devices connected to another transport medium in the form of the Petal clients connected to the

Application/Control Number: 90/007,125
Art Unit: 2182

Page 3

Digital ATM Network. The method is shown to interface to the first transport medium (Digital ATM Network for the clients) and the second transport medium (SCSI for the disks) per Figure 6 via the overall Petal Virtual Disk storage servers of the Figure 2 physical view, which provides the actual interface between the two media. A mapping is shown per Figure 4 and the virtual to physical mapping and the section 2 discussion. Page 3 shows the 3 step mapping process to translate a client supplied virtual disk identifier into a global map identifier, to a given offset, to the physical mapping at the actual disk. Thus there is a mapping of the client devices to the storage devices in order to use the storage space. As far as "implements access controls for storage space on the storage devices" is concerned, this limitation is very broad in that it provides no specifics as to exactly what these controls are to be. Given this, page 7, column 2 sets forth "We currently do not provide any special support for protecting a client's data from other clients; however, it would not be difficult to provide security on a per virtual disk basis.", which is anticipatory, as this teaches an implementation of security access controls on a per virtual disk basis, if and when desired. Thus there is a clear teaching of an implementation of a security access control per virtual disk basis by protecting a client's data from other clients. Given a plain reading of this passage, it clearly teaches that a client is only able to access its own virtual disk. Finally, this access is allowed from the client devices to the storage devices "using native, low level, block protocols", as page 7, section 4, column 2 provides "Petal provides a disk-like interface that allows clients to read and write blocks of data." Section 3.2 provides "In all cases but one, the file system level performance of the Petal virtual disk is

Application/Control Number: 90/007,125
Art Unit: 2182

Page 4

comparable to locally attached disks.” Section 3, column 2, page 5 sets forth that access to the disks is provided using the UNIX raw disk interface. Page 1, column 2+, sets forth the concept of a “lower level service” and “block level storage system” and “An additional benefit is that the block-level interface is useful for supporting heterogeneous clients and client applications”. Section 2, column 1, page 2 explicitly sets forth “As shown in Figure 2, Petal consists of a pool of distributed storage servers that cooperatively implement a single, block level storage system. Clients view the storage system as a collection of virtual disks “ which anticipates the breadth of the claim language, as it only requires the use of “native, low level, block protocols.” Also note page 8, column 2, which clearly states “Petal provides block level rather than a file level interface.” Finally, page 1, column 1, sets forth specifically “To a Petal client, this collection appears as a highly available block-level storage system that provides large abstract containers called virtual disks. A virtual disk is globally accessible to all Petal clients on the network. A client can create a virtual disk on demand to tap the entire capacity and performance of the underlying physical resources.” Thus the reference anticipates the native, low level, block protocols, as the clients view the storage as block level and hence access it using such protocols accordingly. Per claim 12, anticipation is provided by the previously mentioned “for protecting a client’s data from other clients...to provide security on a per virtual disk basis.” As a client creates a virtual disk, and such can be kept private from other clients, then each virtual disk, which is a subset of the entire storage, is only accessible by that client to which it is mapped. Per claim 13, workstations are the clients. Per claim 14, hard disk drives are the storage devices.

Application/Control Number: 90/007,125
Art Unit: 2182

Page 5

Turning to claims 7-9, claim 7 adds a storage router interfacing the media. When viewed per the Figures, Petal provides a storage router via the mapping of Figure 4. Figure 4 provides for the mapping and thus the storage routing of the translation of the client supplied virtual disk identifier to the actual physical disk. Per column 2, section 2, clients maintain minimal high level mapping information so as to properly route read and write requests to the "most appropriate" server. Thus "routing" is used to get the mapping from the client to the actual disk, and the mapping of Figure 4, which is the Petal servers taken as a whole, thus meeting the claimed "storage router" limitation. It is to be noted that the "storage router" is not further defined in any sort of a structural manner, therefore the Petal servers acting per Figure 4, anticipate what is claimed. Also note that claim 7 only requires "and operable", "to map", and "to implement" and "to allow", all of which are provided by the "storage router" of the Petal system, interpreted to be all of the Petal system of Figure 6, absent the disks. Thus the access is allowed via block level protocols in accordance with the mapping and access controls.

Note that the "to allow" and "allowing" limitations of claims 7/11 are very broad. Claim 7 only requires that the "storage router" be "operable" "to allow access...using ..." without further specifying how or what "uses" these protocols. As the Petal system uses a block-level interface and blocks of data are read and written (i.e. section 3.1), the native, low-level block protocols are used, at least to the extent claimed. The same applies to the limitations of claim 11. Note also that per section 3, that both the Petal servers and clients run Digital Unix, so that the client is able to access Petal virtual disks just like local disks, which per section 4, page 7, column 2 results in "Petal provides a

Application/Control Number: 90/007,125
Art Unit: 2182

Page 6

disk-like interface that allows clients to read and write blocks of data”, and per section 6, column 2, page 8 has “Petal provides a block level rather than a file level interface.”, thereby teaching the use of native, low level, block protocol. Finally, not section 1, which reads “A Petal virtual disk is a container that provides a sparse 64-bit byte storage space. AS with ordinary magnetic disks, data are read and written to Petal virtual disks in blocks”, thereby providing for clear anticipation of what is claimed.

Claim Rejections - 35 USC § 103

4. The following is a quotation of 35 U.S.C. 103(a) which forms the basis for all obviousness rejections set forth in this Office action:

(a) A patent may not be obtained though the invention is not identically disclosed or described as set forth in section 102 of this title, if the differences between the subject matter sought to be patented and the prior art are such that the subject matter as a whole would have been obvious at the time the invention was made to a person having ordinary skill in the art to which said subject matter pertains. Patentability shall not be negated by the manner in which the invention was made.

5. The factual inquiries set forth in *Graham v. John Deere Co.*, 383 U.S. 1, 148 USPQ 459 (1966), that are applied for establishing a background for determining obviousness under 35 U.S.C. 103(a) are summarized as follows:

1. Determining the scope and contents of the prior art.
2. Ascertaining the differences between the prior art and the claims at issue.
3. Resolving the level of ordinary skill in the pertinent art.
4. Considering objective evidence present in the application indicating obviousness or nonobviousness.

6. This application currently names joint inventors. In considering patentability of the claims under 35 U.S.C. 103(a), the examiner presumes that the subject matter of the various claims was commonly owned at the time any inventions covered therein were made absent any evidence to the contrary. Applicant is advised of the obligation under 37 CFR 1.56 to point out the inventor and invention dates of each claim that was

Application/Control Number: 90/007,125
Art Unit: 2182

Page 7

not commonly owned at the time a later invention was made in order for the examiner to consider the applicability of 35 U.S.C. 103(c) and potential 35 U.S.C. 102(e), (f) or (g) prior art under 35 U.S.C. 103(a).

7. Claims 1-4 and 10 are rejected under 35 U.S.C. 103(a) as being unpatentable over Petal in view of Quam and Cummings and Crouse et al.

Petal, as discussed in detail above, teaches a storage router for providing local storage on remote storage devices, but does not detail a buffer or supervisor connected to the two controllers. Note that the network used to connect the clients to the virtual local storage is an ATM protocol based network.

Quam, as a whole, compares and contrasts ATM to Fibre Channel. Per pages 651-2, "Fibre Channel vs. ATM", it is clearly taught that Fibre-channel is better suited is better suited for a channel where large blocks of data are transferred between users, while ATM is suited for high speed switching with low latency.

Cummings, as a whole, teaches the use of Fibre-Channel so that the Disk Array and Tape Library are accessed using the same protocols (e.g. SCSI) as if they were connected to the user's local workstation, such that remote disk storage is regarded as private and can be accessed at the same level of performance and with comparable latency as any local disk, per pages 253-254 and Figure 2.

Finally, Crouse et al. show the specifics of a UNIX running network data server 14, that provides an interface between a Fibre Channel network 12b and the SCSI storage 46. Thus, per Figures 3 and 4, note a first controller 54 operable to connect to the Fibre Channel medium 12b, a second controller 68 connected to the SCSI bus and

Application/Control Number: 90/007,125
Art Unit: 2182

Page 8

storage, with a buffer 64 providing memory work space to facilitate block transfers. A supervisor unit is seen as 60, to include the device microprocessor of Figure 4, and is thus operably coupled to both controllers 54 and 68, so that block oriented I/O operations can be carried out at maximum transfer rates to and from the storage 16, the controller 68, the buffer 64, the processor 54, and network 12.

Therefore it would have been obvious to one having ordinary skill in the art at the time that the invention was made to modify Petal per the teachings of Quam, Cummings and Crouse et al. for the express purpose of using Fibre-Channel in place of ATM to take advantage of Fibre-Channel's ability to better transfer large blocks of data, to then use the Fibre Channel to obtain the same advantages of Petal in the form of Fibre Channel's ability to access a disk array using a SCSI protocol as if they were attached to the local workstation with access and latency comparable to local disk access per Cummings, with the specifics of controllers and buffer and supervisor running on a UNIX based network data server in order to carry out block transfers at maximum transfer rates per Crouse et al.

8. Claims 5,6 are rejected under 35 U.S.C. 103(a) as being unpatentable over Petal in view of Quam and Cummings and Crouse et al. as applied to claims 1-4 and 10 above, and further in view of Pisello et al.

Petal in view of Quam and Cummings and Crouse et al. set forth the specifics of the Fibre-Channel to SCSI interface to include DMA transfers at both controllers at 66, but lacking the FIFO queue and the internal buffer.

Application/Control Number: 90/007,125
Art Unit: 2182

Page 9

Pisello et al., in the same art of network to SCSI interfacing, shows a supervisor 44 coupled to the first controller 38 and the second controller 42, with a FIFO queue RAM buffer 48 that is coupled to the first controller 38 and a second controller 42 when the other buffer 40 has data on its way through 42 onto bus 30. See column 3, lines 28-44. The purpose is to provide a direct connection for a SCSI device to a LAN/network, thereby precluding another LAN server, which is consistent with the teachings of the other references.

Therefore it would have been obvious to one having ordinary skill in the art at the time that the invention was made to modify the teachings of Petal in view of Quam and Cummings and Crouse et al. by the teachings of Pisello et al. for the purpose allowing for a direct connection of a SCSI device to the network, with the ability to queue SCSI data in a FIFO buffer. Thus combined, the buffers 48 and 40 of Pisello et al. interact with the DMA of Crouse et al. coupled thereto, in order to maximize transfer rates while directly coupling the first and second protocol units 54/60 of Crouse et al. to their respective transport media. Thus the DMA interfaces 66 of Crouse et al. are analogously coupled to the buffers of Pisello et al. for the purpose of being able to queue SCSI data.

Any inquiry concerning this communication or earlier communications from the examiner should be directed to Fritz M Fleming whose telephone number is 571-272-4145. The examiner can normally be reached on M-F, 0600-1500.

Application/Control Number: 90/007,125
Art Unit: 2182

Page 10

If attempts to reach the examiner by telephone are unsuccessful, the examiner's supervisor, Jeffrey Gaffin can be reached on 571-272-4146. The fax phone number for the organization where this application or proceeding is assigned is 703-872-9306.

Information regarding the status of an application may be obtained from the Patent Application Information Retrieval (PAIR) system. Status information for published applications may be obtained from either Private PAIR or Public PAIR. Status information for unpublished applications is available through Private PAIR only. For more information about the PAIR system, see <http://pair-direct.uspto.gov>. Should you have questions on access to the Private PAIR system, contact the Electronic Business Center (EBC) at 866-217-9197 (toll-free).



Fritz M. Fleming
Primary Examiner
Art Unit 2182

fmf

Notice of References Cited	Application/Control No. 90/007,125	Applicant(s)/Patent Under Reexamination 6425035	
	Examiner Fritz M Fleming	Art Unit 2182	Page 1 of 1

U.S. PATENT DOCUMENTS

*	Document Number Country Code-Number-Kind Code	Date MM-YYYY	Name	Classification
A	US-5,394,526 A	02-1995	Crouse et al.	709/219
B	US-			
C	US-			
D	US-			
E	US-			
F	US-			
G	US-			
H	US-			
I	US-			
J	US-			
K	US-			
L	US-			
M	US-			


FOREIGN PATENT DOCUMENTS

*	Document Number Country Code-Number-Kind Code	Date MM-YYYY	Country	Name	Classification
N					
O					
P					
Q					
R					
S					
T					

NON-PATENT DOCUMENTS

*	Include as applicable: Author, Title Date, Publisher, Edition or Volume, Pertinent Pages)
U	Systems Architectures Using Fibre Channel, Roger Cummings, Twelfth IEE Symposium on Mass Storage Systems, copyright 1993 IEEE. Pages 251-256.
V	Fibre Channel and ATM: The Physical Layers, Jerry Quam, WESCON/94, published 27-29 September 1994. Pages 648-652.
W	Petal: Distributed Virtual Disks, Edward K. Lee and Chandramohan A. Thekkath, ACM SIGPLAN Notices, Volume 31, Issue 9, September 1996, pages 84-92.
X	

*A copy of this reference is not being furnished with this Office action. (See MPEP § 707.05(a).)
Dates in MM-YYYY format are publication dates. Classifications may be US or foreign.

Index of Claims 	Application No.	Applicant(s)	
	90/007,125	6425035	
	Examiner	Art Unit	
	Fritz M Fleming	2182	

<input checked="" type="checkbox"/>	Rejected	<input type="checkbox"/>	(Through numeral) Cancelled	<input type="checkbox"/>	N Non-Elected	<input type="checkbox"/>	A Appeal
<input type="checkbox"/>	= Allowed	<input type="checkbox"/>	+ Restricted	<input type="checkbox"/>	I Interference	<input type="checkbox"/>	O Objected

Claim		Date											
Final	Original												
1	21												
2	25												
3													
4													
5													
6													
7													
8													
9													
10													
11													
12													
13													
14													
15													
16													
17													
18													
19													
20													
21													
22													
23													
24													
25													
26													
27													
28													
29													
30													
31													
32													
33													
34													
35													
36													
37													
38													
39													
40													
41													
42													
43													
44													
45													
46													
47													
48													
49													
50													

Claim		Date											
Final	Original												
51													
52													
53													
54													
55													
56													
57													
58													
59													
60													
61													
62													
63													
64													
65													
66													
67													
68													
69													
70													
71													
72													
73													
74													
75													
76													
77													
78													
79													
80													
81													
82													
83													
84													
85													
86													
87													
88													
89													
90													
91													
92													
93													
94													
95													
96													
97													
98													
99													
100													

Claim		Date											
Final	Original												
101													
102													
103													
104													
105													
106													
107													
108													
109													
110													
111													
112													
113													
114													
115													
116													
117													
118													
119													
120													
121													
122													
123													
124													
125													
126													
127													
128													
129													
130													
131													
132													
133													
134													
135													
136													
137													
138													
139													
140													
141													
142													
143													
144													
145													
146													
147													
148													
149													
150													



UNITED STATES PATENT AND TRADEMARK OFFICE

UNITED STATES DEPARTMENT OF COMMERCE
United States Patent and Trademark Office
Address: COMMISSIONER FOR PATENTS
P.O. Box 1450
Alexandria, Virginia 22313-1450
www.uspto.gov

APPLICATION NUMBER	FILING OR 371 (c) DATE	FIRST NAMED APPLICANT	ATTY. DOCKET NO./TITLE
90/007,125	07/19/2004	6425035	I006-8910

44654
SPRINKLE IP LAW GROUP
1301 W. 25TH STREET
SUITE 408
AUSTIN, TX 78705

CONFIRMATION NO. 2298
OC00000015123258
OC00000015123258

Date Mailed: 02/07/2005

NOTICE OF ACCEPTANCE OF POWER OF ATTORNEY

This is in response to the Power of Attorney filed 12/08/2004.

The Power of Attorney in this application is accepted. Correspondence in this application will be mailed to the above address as provided by 37 CFR 1.33.


MICHELLE R EASON
3921 (571) 272-4231

OFFICE COPY



UNITED STATES PATENT AND TRADEMARK OFFICE

UNITED STATES DEPARTMENT OF COMMERCE
United States Patent and Trademark Office
Address: COMMISSIONER FOR PATENTS
P.O. Box 1450
Alexandria, Virginia 22313-1450
www.uspto.gov

APPLICATION NUMBER	FILING OR 371 (c) DATE	FIRST NAMED APPLICANT	ATTY. DOCKET NO./TITLE
90/007,125	07/19/2004	6425035	I006-8910

Gray Cary Ware & Friedenrich LLP
1221 S. MoPac Expressway Suite 400
Austin, TX 78746-6875

CONFIRMATION NO. 2298

OC00000015123236

OC000000015123236

Date Mailed: 02/07/2005

NOTICE REGARDING CHANGE OF POWER OF ATTORNEY

This is in response to the Power of Attorney filed 12/08/2004.

- The Power of Attorney to you in this application has been revoked by the assignee who has intervened as provided by 37 CFR 3.71. Future correspondence will be mailed to the new address of record(37 CFR 1.33).

MICHELLE R EASON
3921 (571) 272-4231

OFFICE COPY

4660 U.S. PTO



02/24/05

IN THE UNITED STATES PATENT AND TRADEMARK OFFICE

Reexamination Appl. No.: 90/007,125	CHANGE OF CORRESPONDENCE ADDRESS OF THIRD-PARTY REQUESTER FOR EX PARTE REEXAMINATION
Reexam. Request Filed: July 19, 2004	
Patent No.: 6,425,035	
Issued: July 23, 2002	
Inventor: Hoese, et al.	
Group Art Unit: 2182	
Examiner: Fleming, Fritz M.	
Attorney Docket No.: I006-8910	

Commissioner for Patents
P.O. Box 1450
Alexandria, VA 22313-1450

**CHANGE OF CORRESPONDENCE ADDRESS OF
THIRD-PARTY REQUESTER FOR EX PARTE REEXAMINATION**

Dear Sir:

Please change the correspondence address for notifications sent to the third-party requester in the above-referenced patent reexamination proceeding to:

Larry E. Severin
Wang, Hartmann & Gibbs, PC
1301 Dove Street, #1050
Newport Beach CA 92660
Telephone: (949) 833-8483
Fax: (949) 833-2281

The individual who originally requested this ex parte reexamination, Natu J. Patel, is no longer with our firm. Our firm does, however, continue to represent the parties upon whose behalf this request was made. Accordingly, our firm retains the right to

receive copies of Office Actions or other correspondence from the Patent and Trademark Office that is sent to the third party requester in an ex parte reexamination proceeding under 37 C.F.R. §1.550.

A copy of this letter, including the certification of service, has been sent to the attorney of record of the patent owner, per 37 C.F.R. §1.33(c). Certification of service is enclosed.

February 18, 2005

Respectfully submitted,
Wang, Hartmann & Gibbs, PC
1301 Dove Street, #1050
Newport Beach CA 92660
(949) 833-8483



Larry E. Severin
Reg. No. 54606

Enclosures:

- Certificate of Service to Patent Owner

I hereby certify that this is being deposited with the United States Postal Service with sufficient postage as first class mail on the date indicated above in an envelope addressed to Commissioner for Patents, P.O. Box 1450, Alexandria, VA 22313-1450..

Dated: 2/18/05

Signed 
Print Name: Faiza Anwar

CERTIFICATE OF SERVICE

I hereby certify that a true copy of the attached **Change Of Correspondence Address Of Third-Party Requester For Ex Parte Reexamination** was served upon counsel of record at each of the addresses below via U.S. Postal Service first class mail on February 18, 2005:

DLA PIPER RUDNICK GRAY CARY US, LLP
Atn: Mark Berrier
2000 University Avenue
E. Palo Alto CA 94303-2248

SPRINKLE IP LAW GROUP
1301 W. 25TH Street
Suite 408
Austin TX 78705

Date: February 18, 2004


Faiza Anwar

IN THE UNITED STATES PATENT AND TRADEMARK OFFICE	
CHANGE OF POWER OF ATTORNEY AND CORRESPONDENCE ADDRESS	Atty. Docket No. CROSS1123-17
Applicant Geoffrey B. Hoese, et al.	
Application Number 90/007,125	Date Filed 07/19/2004
Title Storage Router and Method for Providing Virtual Local Storage	
Group Art Unit 7590	Examiner Fleming, Fritz
Confirmation Number: 2298	



Applicant hereby served the attached Revocation and Power of Attorney and Change of Mailing Address on Third Party Requester at the address listed below:

Wang and Patel, PC
1301 Dove Street, Suite 1050
Newport Beach, CA 92660

As per 35 U.S.C. §1.248 service was made via first class mail on February 18, 2005.

Respectfully submitted,

Sprinkle IP Law Group

John L. Adair
Reg. No. 48,828

Dated: February 23, 2005

1301 W. 25th Street, Suite 408
Austin, Texas 78705
Tel. (512) 637-9220
Fax. (512) 371-9088

Enclosures



February 18, 2005

Natu J. Patel, Esq.
Wang & Patel PC
1303 Dove Street
Suite 1050
Newport Beach, CA 92660

Re: U.S. Reexam No. 90/007,123 filed 07/19/2004 (Our No. CROSS1120-14)
U.S. Reexam No. 90/007,124 filed 07/19/2004 (Our No. CROSS1121-15)
U.S. Reexam No. 90/007,126 filed 07/19/2004 (Our No. CROSS1122-16)
U.S. Reexam No. 90/007,125 filed 07/19/2004 (Our No. CROSS1123-17)
U.S. Reexam No. 90/007,127 filed 07/19/2004 (Our No. CROSS1128-18)

Dear Mr. Patel:

Applicant hereby serves the Revocation and Powers of Attorney in the above-referenced cases on:

Wang & Patel PC
1303 Dove Street
Suite 1050
Newport Beach, CA 92660

As per U.S.C. § 1.248, service is made via first class mail on February 18, 2005. These documents give Sprinkle IP Law Group the authority to transact all business with the U.S. Patent Office in connection with the above matters.

Sincerely,

Sprinkle IP Law Group

John L. Adair
jadair@sprinklelaw.com

JLA/jp
Enclosure

1301 W. 25th STREET, SUITE 408, AUSTIN, TX 78705
[o] 512.637.9220 [f] 512.371.9088

DEC-03-2004 FRI 04:09 PM Sprinkle IP Law Group

FAX NO. 5123719088

P. 06



IN THE UNITED STATES PATENT AND TRADEMARK OFFICE	
REVOCATION AND POWER OF ATTORNEY AND CHANGE OF MAILING ADDRESS	Atty. Docket No. CROSS1123-17
Applicants Geoffrey B. Hoese, et al.	
Application No. 80/007,125	Filing Date 07/19/2004
For Storage Router and Method for Providing Virtual Local Storage	
Group Art Unit 7590	Examiner Fleming, Fritz
Confirmation No. 2298	

Commissioner for Patents
P.O. Box 1450
Alexandria, VA 22313-1450

Dear Sir:

Certification Under 37 C.F.R. 61.8

I hereby certify that this document is being transmitted to the COMMISSIONER FOR PATENTS via facsimile on 12/8/2004.

Janice Pampell
Janice Pampell

Crossroads Systems, Inc., 100% owner of the above-identified patent application, as evidenced by the Assignment recorded in the parent application on December 31, 1997 on Reel/Frame: 8929/0290, hereby revokes all previous Powers of Attorney and appoints the following attorneys under Customer No. 44654, all of the firm of SPRINKLE IP LAW GROUP, to prosecute the above-identified Patent and to transact all business in the Patent and Trademark Office connected therewith.

STEVEN R. SPRINKLE	Registration No. 40,825
JOHN ADAIR	Registration No. 48,828
ARI AKMAL	Registration No. 51,388

Direct all telephone calls and correspondence to:

Customer No. 44654
SPRINKLE IP LAW GROUP
1301 W. 25th Street, Suite 408
Austin, Texas 78705
Attn: Steven Sprinkle
Tel. (512) 837.9220 / Fax (512) 371.9088

I hereby state I am authorized to act on behalf of Crossroads Systems, Inc.

Respectfully submitted,

Crossroads Systems, Inc.

Dated: Dec 7, 2004

By: *[Signature]*
Robert Sims, President & CEO



UNITED STATES PATENT AND TRADEMARK OFFICE

UNITED STATES DEPARTMENT OF COMMERCE
 United States Patent and Trademark Office
 Address: COMMISSIONER FOR PATENTS
 P.O. Box 1450
 Alexandria, Virginia 22313-1450
 www.uspto.gov

APPLICATION NO.	FILING DATE	FIRST NAMED INVENTOR	ATTORNEY DOCKET NO.	CONFIRMATION NO.
90/007,125	07/19/2004	6425035	1006-8910	2298
44654	7590	03/17/2005	EXAMINER	
SPRINKLE IP LAW GROUP 1301 W. 25TH STREET SUITE 408 AUSTIN, TX 78705			<i>Fleming, Fritz</i>	
			ART UNIT	PAPER NUMBER
			2182	

DATE MAILED: 03/17/2005

Please find below and/or attached an Office communication concerning this application or proceeding.



UNITED STATES DEPARTMENT OF COMMERCE
Patent and Trademark Office

Address: ASSISTANT COMMISSIONER FOR PATENTS
Washington, D.C. 20231

APPLICATION NO./ CONTROL NO.	FILING DATE	FIRST NAMED INVENTOR / PATENT IN REEXAMINATION	ATTORNEY DOCKET NO.
90/007,125	07/19/2004	6425035	1006-8910

Larry E. Servin
WANG, HARTMANN & GIBBS, PC
1301 Dove Street, #1050
Newport Beach, CA 92660

EXAMINER

Fleming, Fritz

ART UNIT	PAPER
2182	

2182

DATE MAILED: 03/17/05

Please find below and/or attached an Office communication concerning this application or proceeding.

Commissioner of Patents and Trademarks

CC: SPRINKLE IP LAW GROUP
1301 W. 25th Street
Suite 408
Austin, TX 78705



UNITED STATES DEPARTMENT OF COMMERCE
Patent and Trademark Office

Address: ASSISTANT COMMISSIONER FOR PATENTS

Washington, D.C. 20231

APPLICATION NO./ CONTROL NO.	FILING DATE	FIRST NAMED INVENTOR / PATENT IN REEXAMINATION	ATTORNEY DOCKET NO.
90/007,125	07/19/2004	6425035	I006-8910

William A. Blake
JONES, TULLAR & COOPER, PC
P.O. Box 2226 Eads Station
Alexandria, VA 22202

EXAMINER

Fleming, Fritz

ART UNIT	PAPER
2182	

2182

DATE MAILED: 03/17/05

Please find below and/or attached an Office communication concerning this application or proceeding.

Commissioner of Patents and Trademarks

CC: SPRINKLE IP LAW GROUP
1301 W. 25th Street
Suite 408
Austin, TX 78705



UNITED STATES PATENT AND TRADEMARK OFFICE

Commissioner for Patents
United States Patent and Trademark Office
P.O. Box 1450
Alexandria, VA 22313-1450
www.uspto.gov

Steven R. Sprinkle)
Sprinkle Law Group)
1301 W. 25th Street) **FOR OWNER**
Suite 408)
Austin, Texas 78705)

Larry E. Severin)
Wang, Hartmann & Gibbs, PC) **FOR FIRST THIRD PARTY**
1301 Dove Street, #1050) **REQUESTER**
Newport Beach, California 92660)

William A. Blake)
Jones, Tullar & Cooper, PC) **FOR SECOND THIRD PARTY**
P.O. Box 2226 Eads Station) **REQUESTER**
Alexandria, Virginia 22202)

In re Hoes et al.)
Reexamination Proceeding) **DECISION *SUA SPONTE*,**
Control No. 90/007,125) **MERGING REEXAMINATION**
Filed: July 19, 2004) **PROCEEDINGS**
For: U.S. Patent No. 6,425,035)

In re Hoes et al.)
Reexamination Proceeding)
Control No. 90/007,317)
Filed: November 23, 2004)
For: U.S. Patent No. 6,425,035)

The above noted reexamination proceedings are before the Director of Technology Center 2100 for consideration of merger of the proceedings under 37 CFR § 1.565(c).

BACKGROUND

1. Patent No. 6,425,035 issued on July 23, 2002.

Reexamination Proceeding Control No. 90/007,125
Reexamination Proceeding Control No. 90/007,317
Decision Merging Reexamination Proceedings

2

'7125 Proceeding

2. A first request for reexamination, Control No. 90/007,125 ('7125) was filed by the Third Party Requester on July 19, 2004.
3. Reexamination was ordered in the '7125 reexamination proceeding on September 22, 2004.
4. A Notification of litigation under 37 C.F.R. §1.565 filed by Patent Owner was received in the USPTO on December 13, 2004.
5. A Notification of concurrent proceedings under 37 C.F.R. §1.565 filed by Patent Owner was received in the USPTO on January 14, 2005.
6. A revocation and appointment of attorneys was filed on December 8, 2004.
7. A first Office action was mailed on February 7, 2005.
8. A Change of correspondence address for third party requester was filed on February 24, 2005.

'7317 Proceeding

9. A second request for reexamination, Control No. 90/007,317 ('7317) was filed by another Third Party Requester on November 23, 2004.
10. Reexamination was ordered in the '7317 reexamination proceeding on December 16, 2004.
11. A Notification of concurrent proceedings under 37 C.F.R. §1.565 filed by Patent Owner was received in the USPTO on January 14, 2005.

DISCUSSION

37 CFR § 1.565(c) states:

“If reexamination is ordered while a prior reexamination is pending, the reexamination proceedings will be consolidated and result in the issuance of a single certificate under section 1.570.”

Reexamination Proceeding Control No. 90/007,125
Reexamination Proceeding Control No. 90/007,317
Decision Merging Reexamination Proceedings

3

DECISION

I. Merger of Proceedings

In accordance with 37 CFR 1.565(c), the '7125 and '7317 reexamination proceedings are merged. The merged proceeding will be conducted in accordance with the following guidelines and requirements.

II. Requirement for Same Amendments in all Proceedings

The Patent Owner is required to maintain the same claims and specification in both files.

III. Conduct of Merged Proceeding

All papers mailed by the Office will take the form of a single action which applies to all proceedings. All papers issued by the Office or filed by the patent owner will contain the identifying data for both files and will be physically entered in each reexamination file. All papers filed by the patent owner must consist of a single response, filed in duplicate, each bearing an original signature, for entry into each file. All papers filed by the patent owner must be served on the requester and requester will be sent copies of all papers mailed by the Office.



Pinchus M. Laufer
Special Programs Examiner
Technology Center 2100
Computer Architecture, Software, and Information Security
(571) 272-3599

cc: DLA Piper Rudnick Gray Cary US, LLP
Attn: Mark Berrier
2000 University Avenue
E. Palo Alto, California 94303-2248



IN THE UNITED STATES PATENT AND TRADEMARK OFFICE	
CERTIFICATE OF SERVICE UNDER 37 C.F.R. 1.248	Atty. Docket No. CROSS1123-17 CROSS1123-19
Applicant Geoffrey B. Hoese, et al.	
Application Number 90/007,125 90/007,317	Date Filed 07/19/2004 07/19/2004
Title Storage Router and Method for Providing Virtual Local Storage	
Group Art Unit 2182	Examiner Fleming, Fritz

Applicant hereby serves the Information Disclosure Statement, SBO8A and SBO8B forms, copies of references A1-A59, B1-B9 and C1-C32 and copies of References C33-C110, which are located on the attached CD-Rom, in the above referenced case to:

Larry E. Severin
Wang, Hartmann & Gibbs, PC
1301 Dove Street, #1050
Newport Beach, CA 92660

William A. Blake
Jones, Tullar & Cooper, PC
P.O. Box 2226 Eads Station
Alexandria, VA 22202

As per 35 U.S.C. §1.248 service is made via first class mail on March 23, 2005.

Respectfully submitted,


Sprinkle IP Law Group



John L. Adair
Reg. No. 48,828

Dated: March 23, 2005

1301 W. 25th Street, Suite 408
Austin, Texas 78705
Tel. (512) 637-9220
Fax. (512) 371-9088

Enclosures




IN THE UNITED STATES PATENT AND TRADEMARK OFFICE	
INFORMATION DISCLOSURE STATEMENT BY APPLICANTS	
Atty. Docket No. (Opt.) CROSS1123-17 CROSS1123-19	
Applicants Geoffrey B. Hoese et al.	
Application Number 90/007,125 90/007,317	Filed 07/19/2004 07/19/2004
For Storage Router and Method for Providing Virtual Local Storage	
Group Art Unit 2182	Examiner Fleming, Fritz M.
Certification Under 37 C.F.R. §1.8	
I hereby certify that this document is being deposited with the United States Postal Service as First Class Mail in an envelope addressed to: Commissioner for Patents, P.O. Box 1450, Alexandria, VA 22313 on March 23, 2005.	
 Janice Pampell	

Commissioner for Patents
P.O. Box 1450
Alexandria, VA 22313

Applicants respectfully request, pursuant to 37 C.F.R. §§ 1.555, 1.56, 1.97 and 1.98, that the art listed on the attached SBO8-A and SBO8-B forms be considered and cited in the examination of the above-identified reexamination application. Since the present Application was filed after June 30, 2003, a copy of any U.S. Patent and any U.S. Patent Application Publications cited on the attached SBO8-A form is not being submitted with this Information Disclosure Statement pursuant to the waiver of 37 C.F.R. S 1.98(a)(2)(i) by the U.S. Patent and Trademark Office. Several documents are included on the enclosed CD-Rom for the convenience of the Examiner. If the Examiner would like hard copies of these documents, we will gladly provide them.

Furthermore, pursuant to 37 C.F.R. §§ 1.97(g) and (h), no representation is made that a search has been made or that this art is material to patentability of the present application. Applicants respectfully submit that the claims of Applicants' above-referenced patent is patentably distinguishable from these references. Applicants respectfully request consideration of these references. The Commissioner is hereby authorized to charge any fees due, or refund any credit, to Deposit Account No. 50-3183 of Sprinkle IP Law Group for any fee under 37 C.F.R. §1.17.

Respectfully submitted,
Sprinkle IP Law Group
Attorneys for Applicants


John L. Adair
Reg. No. 48,828

Dated: *March 23, 2005*
1301 W. 25th Street, Suite 408
Austin, TX 78705
T. 512-637-9220 / F. 512-371-9088



PTO/SB/08A (04-03)

INFORMATION DISCLOSURE STATEMENT BY APPLICANT				Application Number	90/007,125 & 90/007,317
				Filing Date	07/19/2004
				First Named Inventor	Hoese, Geoffrey
				Group Art Unit	2182
				Examiner Name	Fleming, Fritz M.
Sheet	1	OF	2	Attorney Docket Number	CROSS1123-17 & CROSS1123-19

U.S. PATENT DOCUMENTS

Examiner Initials	Cite No.	Document Number		Publication Date MM-DD-YYYY	Name of Patentee or Applicant of Cited Document	Pages, Columns, Lines Where Relevant Passages or Figures Appear
		Number	Kind Code (if known)			
	A1	3,082,406		03/19/1963	L.D. Stevens	
	A2	4,092,732		05/30/1978	Ouchi	
	A3	4,695,948		09/22/1987	Blevins, et al.	
	A4	4,751,635		06/14/1988	Kret	
	A5	4,864,532		09/05/1989	Reeve, et al.	
	A6	4,947,367		08/07/1990	Chang, et al.	
	A7	5,072,378		12/10/1991	Manka	
	A8	5,163,131		11/10/1992	Row, et al.	
	A9	5,239,632		08/24/1993	Larner	
	A10	5,239,643		08/24/1993	Blount, et al.	
	A11	5,257,386		10/26/1993	Saito	
	A12	5,347,384		09/13/1994	McReynolds, et al.	
	A13	5,414,820		10/09/1995	McFarland, et al.	
	A14	5,423,044		06/06/1995	Sutton, et al.	
	A15	5,465,382		11/07/1995	Day, III, et al.	
	A16	5,530,845		06/25/1996	Hiatt, et al.	
	A17	5,535,352		07/09/1996	Bridges, et al.	
	A18	5,581,714		12/03/1996	Amini, et al.	
	A19	5,596,562		06/21/1997	Chen	
	A20	5,596,736		01/21/1997	Kerns	
	A21	5,598,541		01/28/1997	Malladi	
	A22	5,680,556		10/21/1997	Begun, et al.	
	A23	5,701,491		12/23/1997	Dunn, et al.	
	A24	5,712,976		01/27/1998	Falcon, et al.	
	A25	5,729,705		03/17/1998	Weber	
	A26	5,743,847		04/28/1998	Nakamura, et al.	
	A27	5,751,975		05/12/1998	Gillespie, et al.	
	A28	5,774,683		06/30/1998	Gulick	
	A29	5,845,107		12/01/1998	Fisch, et al.	
	A30	5,857,080		10/05/1999	Jander, et al.	
	A31	5,864,653		01/26/1999	Tavallaee, et al.	
	A32	5,867,648		02/02/1999	Foth, et al.	

FORM PTO 1449 US Department of Commerce Patent and Trademark Office			Application Number	90/007,125 & 90/007,317	
			Filing Date	July 19, 2004	
			First Named Inventor	Hoese, Geoffrey	
			Group Art Unit	2182	
			Examiner Name	Fleming, Fritz M.	
Sheet	1	of	6	Atty Docket Number	CROSS1123-17 & CROSS1123-19
Examiner Initials	Cite No.	OTHER PRIOR ART -- NON PATENT LITERATURE DOCUMENTS			Date
	C1	Black Box, SCSI Fiberoptic Extender, Single-Ended, Product Insert, 2 pages, 1996.			6/18/05
	C2	Burskey, Dave "New Serial I/Os Speed Storage Subsystems" February 6, 1996			
	C3	CRD-5500, RAID DISK ARRAY CONTROLLER Product Insert, pp. 1-5			
	C4	CRD-5500, SCSI RAID CONTROLLER OEM Manual, Rev. 1.3, February 26, 1996, pp. 1-54.			
	C5	Raidtec FibreArray and Raidtec FlexArray UltraRAID Systems", Windows IT PRO Article, October 1997.			
	C6	DIGITAL Storage Works, HSZ70 Array Controller, HSOF Version 7.0 EK-HSZ70-CG. A01, Digital Equipment Corporation, Maynard, Massachusetts.			
	C7	DIGITAL StorageWorks, Using Your HSZ70 Array Controller in a SCSI Controller Shelf (DS-BA356-M Series), User's Guide, pp. 1-1 through A-5 with index, January 1998.			
	C8	DIGITAL StorageWorks HSZ270 Array Controller HSOF Version 7.0 EK-HSZ270-RM. A01. CLI Reference Manual			
	C9	DIGITAL Storaeworks HSG80 Array Controller ACS Version 8.0 (User's Guide) 1/98			
	C10	DIGITAL StorageWorks HSZ70 Array Controller HSOF Version 7.0 EK-HSZ70-SV. A01			
	C11	Emerson, "Ancor Communications: Performance evaluation of switched fibre channel I/O system using--FCP for SCSI" February 1995, IEEE, pp. 479-484.			
	C12	IBM Technical Publication: Magstar and IBM 3590 High Performance Tape Subsystem Technical Guide, November 1996, pp. 1-269.			
	C13	Guide to Sharing and Partitioning IBM Tape Library Dataservers, November 1996, IBM, International Technical Support Organization, San Jose Center			
	C14	Misc. Reference Manual Pages, SunOS 5.09.			
	C15	Block-Based Distributed File Systems, Anthony J. McGregor, July 1997.			
	C16	InfoServer 150VXT Photograph			
	C17	Pictures of internal components of the InfoServer 150, taken from http://bindarydinosaurs.couk/Museum/Digital/infoserver/infoserver.php in Nov. 2004.			
	C18	Simplest Migration to Fibre Channel Technology			
	C19	Compaq Storaeworks HSG80 Array Controller ACS Version 8.3 (Maintenance and Service Guide) 11/98			
	C20	Compaq Storaeworks HSG80 Array Controller ACS Version 8.3 (Configuration and CLI Reference Guide) 11/98			
	C21	Office Action dated 01/21/03 for 10/174,720 (CROSS1120-8).			
	C22	Office Action dated 02/27/01 for 09/354,682 (CROSS1120-1).			

	C23	Office Action dated 08/11/00 for 09/354,682 (CROSS1120-1).	
	C24	Office Action dated 12/16/99 for 09/354,682 (CROSS1120-1).	
	C25	Office Action dated 11/06/02 for 10/023,786 (CROSS1120-4).	
	C26	Office Action dated 01/21/03 for 10/081,110 (CROSS1120-5).	
	C27	Office Action dated 1/27/2005 in 10/658,163 (CROSS1120-13)	
	C28	Office Action in Ex Parte Reexamination 90/007,127, mailed 0207/05.	
	C29	Office Action in Ex Parte Reexamination 90/007,126, mailed 0207/05.	
	C30	Office Action in Ex Parte Reexamination 90/007,124, mailed 0207/05.	
	C31	Office Action in Ex Parte Reexamination 90/007,123, mailed 0207/05.	
	C32	European Office Action issued April 1, 2004 in Application No. 98966104.6-2413	
		Copies of the following are on the attached CD-Rom	
	C33	Defendant's First Supplemental Trial Exhibit List, Crossroads Systems, Inc., v. Chaparral Network Storage, Inc., C.A. No. A-00CA-217-SS (W.D. Tex. 2001). (CD-Rom) .	
	C34	Defendant's Third Supplemental Trial Exhibit List, Crossroads Systems, Inc. v. Pathlight Technology, Inc., C.A. No. A-00CA-248-SS (W.D. Tex. 2001) (CD-Rom) .	
	C35	Defendant's Trial Exhibits, Crossroads Systems, Inc. v. Pathlight Technology, Inc., C.A. No. A-00CA-248-SS (W.D. Tex. 2001). (CD-Rom) .	
	C36	Defendants' Trial Exhibits, Crossroads Systems, Inc., v. Chaparral Network Storage, Inc., C.A. No. A-00CA-217-SS (W.D. Tex. 2001). (CD-Rom) .	
	C37	Defendant Chaparral Network Storage, Inc.'s First Supplemental Trial Exhibit List (D1 through D271) (CD-ROM Chaparral Exhibits ExList_Def) .	9/2/2001
	C38	Defendant Pathlight Technology Inc.'s Third Supplemental Trial Exhibit List (CD-ROM Pathlight Exhibits ExList_Def).	
	C39	Plaintiff's Fourth Amended Trail Exhibit List, Crossroads Systems, Inc. v. Chaparral Network Storage, Inc, C.A. No. A-00CA-217-SS (W.D. Tex. 2001) (CD-Rom) .	9/11/2001
	C40	Plaintiff's Revised Trial Exhibit List, Crossroads Systems, Inc. v. Pathlight Technology, Inc., C.A. No. A-00CA-248-SS (W.D. Tex. 2001). (CD-Rom) .	
	C41	Plaintiff's Trial Exhibits, Crossroads Systems, Inc. v. Chaparral Networks Storage, Inc., C.A. No. A-00CA-217-SS (W.D. Tex. 2001). (CD-Rom) .	
	C42	Plaintiff's Fourth Amended Trail Exhibit List (CD-ROM Chaparral Exhibits ExList_Plaintiff) .	9/11/2001
	C43	Plaintiff's Revised Trail Exhibit List (CD-ROM Pathlight Exhibits ExList_Plaintiff) .	
	C44	Trail Transcripts, Crossroads Systems, Inc. v. Chaparral Network Storage, Inc., C.A. No. A-00CA-217-SS (W.D. Tex. 2001) (CD-Rom) .	
	C45	Trail Transcripts, Crossroads Systems, Inc. v. Pathlight Technology, Inc., C.A. No. A-00CA-248-SS (W.D. Tex. 2001). (CD-Rom) .	
	C46	Trial Exhibits and Transcripts, Crossroads v. Chaparral, Civil Action No. A-00CA-21755, W.D. Tex. 2000 (CD-Rom and hard copy printouts) .	
	C47	Snively, "Sun Microsystem Computer Corporation: Implementing a fibre optic channel SCSI transport" 1994 IEEE, February 28, 1994, pp. 78-82.	
	C48	Datasheet for CrossPoint 4100 Fibre Channel to SCSI Router (Dedek Ex 41 (ANCT 117-120)) (CD-ROM Chaparral Exhibits D012) .	

C49	Symbios Logic- Software Interface Specification Series 3 SCSI RAID Controller Software Release 02.xx (Engelbrecht Ex 2 (LSI 1421-1658)) (CD-ROM Chaparral Exhibits D013) .	12/3/1997
C50	Press Release- Symbios Logic to Demonstrate Strong Support for Fibre Channel at Fall Comdex (Engelbrecht 12 (LSI 2785-86)) (CD-ROM Chaparral Exhibits D016) .	11/13/1996
C51	OEM Datasheet on the 3701 Controller (Engelbrecht 13 (LSI 01837-38)) (CD-ROM Chaparral Exhibits D017) .	6/17/1905
C52	Nondisclosure Agreement Between Adaptec and Crossroads Dated 10/17/96 (Quisenberry Ex 25 (CRDS 8196)) (CD-ROM Chaparral Exhibits D020) .	10/17/1996
C53	Organizational Presentation on the External Storage Group (Lavan Ex 1 (CNS 182242-255)) (CD-ROM Chaparral Exhibits D021) .	4/11/1996
C54	Bridge. C, Bridge Between SCSI-2 and SCSI-3 FCP (Fibre Channel Protocol) (CD-ROM Chaparral Exhibits P214) .	
C55	Bridge Phase II Architecture Presentation (Lavan Ex 2 (CNS 182287-295)) (CD-ROM Chaparral Exhibits D022) .	4/12/1996
C56	Attendees/Action Items from 4/12/96 Meeting at BTC (Lavan Ex 3 (CNS 182241)) (CD-ROM Chaparral Exhibits D023) .	4/12/1996
C57	Brooklyn Hardware Engineering Requirements Documents, Revision 1.4 (Lavan Ex 4 (CNS 178188-211)) (CD-ROM Chaparral Exhibits D024) by Pecone.	5/26/1996
C58	Brooklyn Single-Ended SCSI RAID Bridge Controller Hardware OEM Manual, Revision 2.1 (Lavan EX 5 (CNS 177169-191)) (CD-ROM Chaparral Exhibits D025) .	3/21/1996
C59	Coronado Hardware Engineering Requirements Document, Revision 0.0 (Lavan Ex 7 (CNS 176917-932)) (CD-ROM Chaparral Exhibits D027) by O'Dell.	9/30/1996
C60	ESS/FPG Organization (Lavan Ex 8 (CNS 178639-652)) (CD-ROM Chaparral Exhibits D028) .	12/6/1996
C61	Adaptec MCS ESS Presents: Intelligent External I/O Raid Controllers "Bridge" Strategy (Lavan Ex 9 (CNS 178606-638)). (CD-ROM Chaparral Exhibits D029) .	2/6/1996
C62	AEC-7313 Fibre Channel Daughter Board (for Brooklyn) Engineering Specification, Revision 1.0 (Lavan Ex 10 (CNS 176830-850)) (CD-ROM Chaparral Exhibits D030) .	2/27/1997
C63	Bill of Material (Lavan Ex 14 (CNS 177211-214)) (CD-ROM Chaparral Exhibits D034) .	7/24/1997
C64	AEC-. 4412B, AEC-7412/B2 External RAID Controller Hardware OEM Manual, Revision 2.0 (Lavan Ex 15 (CNS 177082-123)) (CD-ROM Chaparral Exhibits D035) .	6/27/1997
C65	Coronado II, AEC-7312A Fibre Channel Daughter (for Brooklyn) Hardware Specification, Revision 1.2 (Lavan Ex 16 (CNS 177192-210)) (CD-ROM Chaparral Exhibits D037) by Tom Yang.	7/18/1997
C66	AEC-4412B, AEC7412/3B External RAID Controller Hardware OEM Manual, Revision 3.0. (Lavan Ex 17 (CNS 177124-165)) (CD-ROM Chaparral Exhibits D036) .	8/25/1997
C67	Memo Dated 8/15/97 to AEC-7312A Evaluation Unit Customers re: B001 Release Notes (Lavan Ex 18 (CNS 182878-879)) (CD-ROM Chaparral Exhibits D038) ,	8/15/1997
C68	Brooklyn Main Board (AES-0302) MES Schedule (Lavan Ex 19 (CNS 177759-763)) (CD-ROM Chaparral Exhibits D039) .	2/11/1997
C69	News Release-Adaptec Adds Fibre Channel Option to its External RAID Controller Family (Lavan Ex 20 (CNS 182932-934)) (CD-ROM Chaparral Exhibits D040) .	5/6/1997

C70	AEC-4412B/7412B User's Guide, Rev. A (Lavan Ex 21) (CD-ROM Chaparral Exhibits D041).	6/19/1905
C71	Data Book- AIC-7895 PCI Bus Master Single Chip SCSI Host Adapter (Davies Ex 1 (CNS 182944-64)) (CD-ROM Chaparral Exhibits D046).	5/21/1996
C72	Data Book- AIC-1160 Fibre Channel Host Adapter ASIC (Davies Ex 2 (CNS 181800-825)) (CD-ROM Chaparral Exhibits D047).	6/18/1905
C73	Viking RAID Software (Davies Ex 3 (CNS 180969-181026)) (CD-ROM Chaparral Exhibits D048).	6/18/1905
C74	Header File with Structure Definitions (Davies Ex 4 (CNS 180009-018)) (CD-ROM Chaparral Exhibits D049).	8/8/1996
C75	C++ SourceCode for the SCSI Command Handler (Davies Ex 5 (CNS 179136-168)) (CD-ROM Chaparral Exhibits D050).	8/8/1996
C76	Header File Data Structure (Davies Ex 6 (CNS 179997-180008)) (CD-ROM Chaparral Exhibits D051).	1/2/1997
C77	SCSI Command Handler (Davies Ex 7 (CNS 179676-719)) (CD-ROM Chaparral Exhibits D052).	1/2/1997
C78	Coronado: Fibre Channel to SCSI Intelligent RAID Controller Product Brief (Kalwitz Ex 1 (CNS 182804-805)) (CD-ROM Chaparral Exhibits D053).	
C79	Bill of Material (Kalwitz Ex 2 (CNS 181632-633)) (CD-ROM Chaparral Exhibits D054).	3/17/1997
C80	Emails Dated 1/13-3/31/97 from P. Collins to Mo re: Status Reports (Kalwitz Ex 3 (CNS 182501-511)) (CD-ROM Chaparral Exhibits D055).	
C81	Hardware Schematics for the Fibre Channel Daughtercard Coronado (Kalwitz Ex 4 (CNS 181639-648)) (CD-ROM Chaparral Exhibits D056).	
C82	Adaptec Schematics re AAC-340 (Kalwitz Ex 14 CNS 177215-251)) (CD-ROM Chaparral Exhibits D057).	
C83	Bridge Product Line Review (Manzanares Ex 3 (CNS 177307-336)) (CD-ROM Chaparral Exhibits D058).	
C84	AEC Bridge Series Products-Adaptec External Controller RAID Products Pre-Release Draft, v.6 (Manzanares Ex 4 (CNS 174632-653)). (CD-ROM Chaparral Exhibits D059).	10/28/1997
C85	Hewlett-Packard Roseville Site Property Pass for Brian Smith (Dunning Ex 14 (HP 489)) (CD-ROM Chaparral Exhibits D078).	11/7/1996
C86	Distribution Agreement Between Hewlett-Packard and Crossroads (Dunning Ex 15 (HP 326-33)) (CD-ROM Chaparral Exhibits D079).	
C87	HPFC-5000 Tachyon User's Manuel, First Edition (PTI 172419-839) (CD-ROM Chaparral Exhibits D084).	5/1/1996
C88	X3T10 994D - (Draft) Information Technology: SCSI-3 Architecture Model, Rev. 1.8 (PTI 165977) (CD-ROM Chaparral Exhibits D087).	
C89	X3T10 Project 1047D: Information Technology- SCSI-3 Controller Commands (SCC), Rev, 6c (PTI 166400-546) (CD-ROM Chaparral Exhibits D088).	9/3/1996
C90	X3T10 995D- (Draft) SCSI-3 Primary Commands, Rev. 11 (Wanamaker Ex 5 (PTI 166050-229)) (CD-ROM Chaparral Exhibits D089).	11/13/1996
C91	VBAR Volume Backup and Restore (CRDS 12200-202) (CD-ROM Chaparral Exhibits D099).	
C92	Preliminary Product Literature for Infinity Commstor's Fibre Channel to SCSI Protocol Bridge (Smith Ex 11; Quisenberry Ex 31 (SPLO 428-30)) (CD-ROM Chaparral Exhibits D143).	8/19/1996
C93	Letter dated 7/12/96 from J. Boykin to B. Smith re: Purchase Order for Evaluation Units from Crossroads (Smith Ex 24) CRDS 8556-57) (CD-ROM Chaparral Exhibits D144).	7/12/1996

	C94	CrossPoint 4100 Fibre Channel to SCSI Router Preliminary Datasheet (Hulsey Ex 9 (CRDS 16129-130)) (CD-ROM Chaparral Exhibits D145).	11/1/1996
	C95	CrossPoint 4400 Fibre Channel to SCSI Router Preliminary Datasheet (Bardach Ex. 9, Quisenberry Ex 33 (CRDS 25606-607)) (CD-ROM Chaparral Exhibits D153).	11/1/1996
	C96	Fax Dated 07/22/96 from L. Petti to B. Smith re: Purchase Order from Data General for FC2S Fibre to Channel SCSI Protocol Bridge Model 11 (Smith Ex 25; Quisenberry Ex 23; Bardach Ex 11 (CRDS 8552-55; 8558)) (CD-ROM Chaparral Exhibits D155).	
	C97	Email Dated 12/20/96 from J. Boykin to B. Smith re: Purchase Order for Betas in February and March (Hoese Ex 16, Quisenberry Ex 25; Bardach Ex 12 (CRDS 13644-650)) (CD-ROM Chaparral Exhibits D156).	
	C98	Infinity Commstor Fibre Channel Demo for Fall Comdex, 1996 (Hoese Ex 15, Bardach Ex 13 (CRDS 27415)) (CD-ROM Chaparral Exhibits D157).	
	C99	Fax Dated 12/19/96 from B. Bardach to T. Rarich re: Purchase Order Information (Bardach Ex. 14; Smith Ex 16 (CRDS 4460)) (CD-ROM Chaparral Exhibits D158).	
	C100	Miscellaneous Documents Regarding Comdex (Quisenberry Ex 2 (CRDS 27415-465)) (CD-ROM Chaparral Exhibits D165).	
	C101	CrossPoint 4100 Fibre Channel to SCSI Router Preliminary Datasheet (Quisenberry) Ex 3 (CRDS 4933-34) (CD-ROM Chaparral Exhibits D166) (CD-ROM Chaparral Exhibits D166).	
	C102	CrossPoint 4400 Fibre to Channel to SCSI Router Preliminary Datasheet; Crossroads Company and Product Overview (Quisenberry Ex 4 (CRDS 25606; 16136)) (CD-ROM Chaparral Exhibits D167).	
	C103	Crossroads Purchase Order Log (Quisenberry Ex 9 (CRDS 14061-062)) (CD-ROM Chaparral Exhibits D172).	
	C104	RAID Manager 5 with RDAC 5 for UNIX V.4 User's Guide (LSI-01854) (CD-ROM Chaparral Exhibits P062).	9/1/1996
	C105	Letter dated May 12, 1997 from Alan G. Leal to Barbara Bardach enclosing the original OEM License and Purchase Agreement between Hewlett-Packard Company and Crossroads Systems, Inc. (CRDS 02057) (CD-ROM Chaparral Exhibits P130).	
	C106	CR4x00 Product Specification (CRDS 43929) (CD-ROM Chaparral Exhibits P267).	6/1/1998
	C107	Symbios Logic – Hardware Functional Specification for the Symbios Logic Series 3 Fibre Channel Disk Array Controller Model 3701 (Engelbrecht Ex 3 (LSI-1659-1733)) (CD-ROM Pathlight Exhibits D074).	
	C108	Report of the Working Group on Storage I/O for Large Scale Computing; Department of Computer Science Duke University: CS-1996-21 (PTI 173330-347). (CD-ROM Pathlight Exhibits D098).	
	C109	Brian Allison's 1999 Third Quarter Sales Plan (PDX 38)CNS 022120-132)) (CD-ROM Pathlight Exhibits D201).	6/5/2001
	C110	Brooklyn SCSI-SCSI Intelligent External RAID Bridge Definition Phase External Documentation (CD-ROM Pathlight Exhibits D129).	
Examiner Signature		Date Considered	

ARTIFACT SHEET

Enter artifact number below. Artifact number is application number + artifact type code (see list below) + sequential letter (A, B, C ...). The first artifact folder for an artifact type receives the letter A, the second B, etc..
 Examples: 59123456PA, 59123456PB, 59123456ZA, 59123456ZB

(90/007,125 UA)

Indicate quantity of a single type of artifact received but not scanned. Create individual artifact folder/box and artifact number for each Artifact Type.

- CD(s) containing:
 - computer program listing Artifact Type Code: P
 - Doc Code: Computer
 - pages of specification and/or sequence listing and/or table
 - Doc Code: Artifact Artifact Type Code: S
 - content unspecified or combined Artifact Type Code: U
 - Doc Code: Artifact

- Stapled Set(s) Color Documents or B/W Photographs
 Doc Code: Artifact Artifact Type Code: C

- Microfilm(s)
 Doc Code: Artifact Artifact Type Code: F

- Video tape(s)
 Doc Code: Artifact Artifact Type Code: V

- Model(s)
 Doc Code: Artifact Artifact Type Code: M

- Bound Document(s)
 Doc Code: Artifact Artifact Type Code: B

- Confidential Information Disclosure Statement or Other Documents marked Proprietary, Trade Secrets, Subject to Protective Order, Material Submitted under MPEP 724.02, etc.
 Doc Code: Artifact Artifact Type Code X

- Other, description: _____
 Doc Code: Artifact Artifact Type Code: Z

March 8, 2004



IN THE UNITED STATES PATENT AND TRADEMARK OFFICE	
NOTIFICATION UNDER 37 C.F.R. 1.565	Atty. Docket No. CROSS1123-17 CROSS1123-19
NOTIFICATION OF STAY	
Applicant Geoffrey B. Hoese, et al.	
Application Number 90/007,125 90/007,317	Date Filed 07/19/2004 11/23/2004
Title Storage Router and Method for Providing Virtual Local Storage	
Group Art Unit 2182	Examiner Fleming, Fritz, M.
Confirmation Number: 2298 and 1634	

Commissioner for Patents
P.O. Box 1450
Alexandria, VA 22313-1450

Dear Sir:

Certificate of Mailing Under 37 C.F.R. §1.8

I hereby certify that this correspondence is being deposited with the United States Postal Service as First Class Mail in an envelope addressed to Commissioner for Patents, P.O. Box 1450, Alexandria, VA 22312-1450 on March 30, 2005

Janice Pampell
Janice Pampell

This notification is filed for the sole purpose to inform the Examiner of status of ongoing litigation involving United States Patent No. 5,941,972 (the "972 Patent") and United States Patent No. 6,425,035 (the "'035 Patent").

Attorney Docket No.
CROSS1123-17
CROSS1123-19

Customer No. 44654
Appln. No. 90/007,125
Appln. No. 90/007,317

2

ONGOING LITIGATION

Attached hereto as Exhibit "A" is a March 17, 2005 Order from the United States District Court for the Western District of Texas. The Court ordered Crossroads to file a copy of this Order with the U.S. Patent Office in the reexamination proceedings involving U.S. Patents 5,941,972 and 6,425,035 B2.

This notification was served via first class mail on March 30, 2005 to:

Larry E. Severin
Wang, Hartmann & Gibbs, PC
1301 Dove Street, #1050
Newport Beach, CA 92660

and

William A. Blake
Jones, Tullar & Cooper, PC
P.O. Box 2226 Eads Station
Alexandria, VA 22202

Respectfully submitted,

Sprinkle IP Law Group
Attorneys for Applicant



John L. Adair
Reg. No. 48,828

Date: March 30, 2005
1301 W. 25th Street
Suite 408
Austin, Texas 78705
Tel. (512) 637-9220
Fax. (512) 371-9088

IN THE UNITED STATES DISTRICT COURT
FOR THE WESTERN DISTRICT OF TEXAS
AUSTIN DIVISION

FILED
AUSTIN DIVISION

2005 MR 22 PM 2:03

WESTERN DISTRICT OF TEXAS
U.S. CLERK'S OFFICE

BY: AF
DEPUTY

CROSSROADS SYSTEMS (TEXAS), INC.,
Plaintiff,

-vs-

Case No. A-03-CA-754-SS

DOT HILL SYSTEMS CORPORATION,
Defendant.

ORDER

BE IT REMEMBERED on the 17th day of March 2005, the Court called the above-styled cause for hearing on Defendant's Motion for a Limited Six-Month Abatement [#256]. Having considered the motion and response, the relevant law, the case file as a whole, and the arguments of counsel at the hearing, the Court now enters the following:

In this action, Plaintiff Crossroads Systems (Texas), Inc. ("Crossroads") sues Defendant Dot Hill Systems Corporation ("Dot Hill") for infringing the claims of two of its patents, United States Patent No. 5,941,972, entitled "Storage Router and Method for Providing Virtual Local Storage," and United States Patent No. 6,425,035 B2, which bears the same title and is a continuation of the '972 patent. Dot Hill now seeks a stay of the proceedings in this case based on reexaminations of the patents-in-suit that are currently taking place in the United States Patents and Trademark Office ("USPTO"). The Court has previously declined to stay this action because of its inability to predict the amount of time it will take the USPTO to conclude its reexamination proceedings.

267

SS
ME

03/23/2005 WED 15:52 [TX/RX NO 6412]

However, the Court is now advised the USPTO has issued an initial office action canceling all of the claims of the patents-in-suit. Although the uncertainty about the length of time it will take the USPTO to make a final determination on the claims of the patents-in-suit remains, the Court finds it appropriate to enter a short stay of the case to give it an opportunity to do so. After all, if the USPTO ultimately cancels all of the claims in the patents, Crossroads would no longer have a basis for its infringement allegations. *Slip Truck Sys., Inc. v. Metal Lite, Inc.*, 159 F.3d 1337, 1341 (Fed. Cir. 1998) (noting that a stay may be justified when “the outcome of the reexamination would be likely to assist the court in determining patent validity and, if the claims were canceled in the reexamination, would eliminate the need to try the infringement issue.”). Moreover, if the reexamination proceedings were to result in an amendment of the patent claims, the issues raised by the claim construction proceedings and pending motion for summary judgment could be substantially altered.

Thus, the Court agrees with Dot Hill that under the circumstances, a stay is justified in this case. Bearing in mind Crossroads’s interest in moving this case forward, however, the Court declines to stay this case indefinitely, or even for six months, as requested. Instead, the Court considers it appropriate to stay the case from now until ninety (90) days following April 7, 2005 (the date on which Crossroads must file its answer to the USPTO’s initial office action in the reexamination proceedings). The Court finds this period of time strikes the appropriate balance between the general interest in affording the USPTO an opportunity to reach a final determination on the status of the claims of the patents-in-suit, and the plaintiff’s interest in moving the case forward.

Because the Court is convinced there is an appreciable probability that the issues in the now-pending motion for summary judgment will no longer require resolution by the Court at the conclusion of the reexamination proceedings, the Court will dismiss the motion without prejudice to the filing of a renewed motion for summary judgment on any and all live issues remaining at the conclusion of the stay.¹

In accordance with the foregoing:

IT IS ORDERED that Defendant's Motion for Leave to Supplement its Motion for a Limited Six-Month Abatement [#263] is GRANTED;

IT IS FURTHER ORDERED that Defendant's Motion for a Limited Six-Month Abatement [#256] is GRANTED IN PART and DENIED IN PART as set forth herein;

IT IS FURTHER ORDERED that this case is STAYED until July 5, 2005;

IT IS FURTHER ORDERED that Plaintiff Crossroads shall file a copy of this order in the reexamination proceedings involving the patents-in-suit so that the USPTO may assign those proceedings as high a priority as the law, practicability, and justice will permit;

IT IS FURTHER ORDERED that Plaintiff Crossroads shall notify the Court of the status of the reexamination proceedings within ten (10) days of either the

¹ The Court notes the parties have already filed substantial amounts of paper with respect to the summary judgment issues. The Court also notes the parties have a tendency to submit duplicate copies of evidentiary submissions already on file whenever they file a new pleading. Since the file in this case appears to be growing unnecessarily thick, the Court would advise the parties of the following. In the event either the evidence or the arguments contained in the parties' now-moot summary judgment pleadings remain relevant to the issues in this case at the conclusion of the stay, the parties should feel free to incorporate them by specific reference in any post-stay pleadings they may ultimately file with the Court.

conclusion of the stay, or the date on which the USPTO issues a final determination in the reexamination proceedings, if a conclusion is reached prior to the expiration of the stay; and


IT IS FINALLY ORDERED that Defendant's Motion for Summary Judgment that U.S. Patent No. 6,425,035 and U.S. Patent No. 5,941,972 are Invalid Pursuant to 35 U.S.C. § 102 and/or 103 in View of the Prior Development of Digital Equipment Corporation HSZ70 Controller [#85] and Defendant's Request for Judicial Notice in Support of its Motion for Summary Judgment [#86] are DISMISSED WITHOUT PREJUDICE to refiling as set forth herein.

SIGNED this the 22nd day of March 2005.



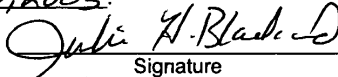
SAM SPARKS
UNITED STATES DISTRICT JUDGE

IN THE UNITED STATES PATENT AND TRADEMARK OFFICE	
REPLY TO OFFICE ACTION UNDER EX PARTE REEXAMINATION DATED 02/07/05	Atty. Docket No. CROSS1123-17 CROSS1123-19
Applicants Geoffrey B. Hoese, et al.	
Reexamination Control Number 90/007,125 90/007,317	Date Filed 07/19/2004 11/23/2004
Title Storage Router and Method for Providing Virtual Local Storage	
Group Art Unit 2182	Examiner Fleming, Fritz
Confirmation Number: 2298	Patent No. 6,425,035

6548 U.S. PTO

 04/06/05

Commissioner for Patents
 P.O. Box 1450
 Alexandria, VA 22313-1450

Dear Sir:

Certificate of Mailing Under 37 C.F.R. §1.10	
I hereby certify that this correspondence is being deposited with the United States Postal Service as Express Mail No. EV616964321US in an envelope addressed to Commissioner for Patents, P.O. Box 1450, Alexandria, VA 22312-1450 on <u>April 6, 2005.</u>	
 Signature	
<u>JULIE H. BLACKARD</u> Printed Name	

In response to the Official Action mailed February 7, 2005, Applicant respectfully requests the Examiner reconsider the rejections of the Claims in the Re-Examination of U.S. Patent 6,425,035 (the "035 Patent") in view of the this reply.

IN THE CLAIMS:

1. A storage router for providing virtual local storage on remote storage devices to devices, comprising:
 - a buffer providing memory work space for the storage router;
 - a first controller operable to connect to and interface with a first transport medium;
 - a second controller operable to connect to and interface with a second transport medium; and
 - a supervisor unit coupled to the first controller, the second controller and the buffer, the supervisor unit operable to map between devices connected to the first transport medium and the storage devices, to implement access controls for storage space on the storage devices and to process data in the buffer to interface between the first controller and the second controller to allow access from devices connected to the first transport medium to the storage devices using native low level, block protocols.
2. The storage router of claim 1, wherein the supervisor unit maintains an allocation of subsets of storage space to associated devices connected to the first transport medium, wherein each subset is only accessible by the associated device connected to the first transport medium.
3. The storage router of claim 2, wherein the devices connected to the first transport medium comprise workstations.
4. The storage router of claim 2, wherein the storage devices comprise hard disk drives.
5. The storage router of claim 1, wherein the first controller comprises:
 - a first protocol unit operable to connect to the first transport medium;
 - a first-in-first-out queue coupled to the first protocol unit; and
 - a direct memory access (DMA) interface coupled to the first-in-first-out queue and to the buffer.
6. The storage router of claim 1, wherein the second controller comprises:
 - a second protocol unit operable to connect to the second transport medium;
 - an internal buffer coupled to the second protocol unit; and

a direct memory access (DMA) interface coupled to the internal buffer and to the buffer of the storage router.

7. A storage network, comprising:

a first transport medium;

a second transport medium;

a plurality of workstations connected to the first transport medium;

a plurality of storage devices connected to the second transport medium; and

a storage router interfacing between the first transport medium and the second transport medium, the storage router providing virtual local storage on the storage devices to the workstations and operable:

to map between the workstations and the storage devices;

to implement access controls for storage space on the storage devices; and

to allow access from the workstations to the storage devices using native low level, block protocol in accordance with the mapping and access controls.

8. The storage network of claim 7, wherein the access controls include an allocation of subsets of storage space to associated workstations, wherein each subset is only accessible by the associated workstation.

9. The storage network of claim 7, wherein the storage devices comprise hard disk drives.

10. The storage network of claim 7, wherein the storage router comprises:

a buffer providing memory work space for the storage router;

a first controller operable to connect to and interface with the first transport medium, the first controller further operable to pull outgoing data from the buffer and to place incoming data into the buffer;

a second controller operable to connect to and interface with the second transport medium, the second controller further operable to pull outgoing data from the buffer and to place incoming data into the buffer; and

a supervisor unit coupled to the first controller, the second controller and the buffer, the supervisor unit operable:

to map between devices connected to the first transport medium and the storage devices, to implement the access controls for storage space on the storage devices and to process data in the buffer to interface between the first controller and the second controller to allow access from workstations to storage devices.

11. A method for providing virtual local storage on remote storage devices connected to one transport medium to devices connected to another transport medium, comprising:
 - interfacing with a first transport medium;
 - interfacing with a second transport medium;
 - mapping between devices connected to the first transport medium and the storage devices and implementing access controls for storage space on the storage devices;
 - and
 - allowing access from devices connected to the first transport medium to the storage devices using native low level, block protocols.
12. The method of claim 11, wherein mapping between devices connected to the first transport medium and the storage devices includes allocating subsets of storage space to associated devices connected to the first transport medium, wherein each subset is only accessible by the associated device connected to the first transport medium.
13. The method of claim 12, wherein the devices connected to the first transport medium comprise workstations.
14. The method of claim 12, wherein the storage devices comprise hard disk drives.

TABLE OF CONTENTS

- I. Rejections Under 35 U.S.C. § 102(b)
 - A. Introduction
 - B. Claims 11-14
 - 1. Overview of Claim 11
 - 2. Petal Does Not Disclose "Allowing Access" From A Workstation
Using NLLBP
 - 3. Petal Does Not Disclose "Mapping Between Devices Connected
To The First Transport Medium And The Storage Devices"
 - 4. Petal Does Not Disclose Implementing "Access Controls"
 - a. Implementing Access Controls Requires Allowing Access
Using NLLBPs
 - b. Petal Is Not An Anticipatory Reference Because Petal
Does Not Enable Access Controls
 - c. There Is No Disclosure or Teaching In Petal That The
'Security' Referenced Therein Would Allow Access Using NLLBP
 - d. Petal Does Not Render The Access Controls Limitation of
Claim 11 Obvious
 - 5. Claim 12
 - 6. Summary
 - C. Claims 7-10
 - 1. Overview of Claim 7
 - 2. Petal Does Not Disclose "Allow[ing] Access" From A Workstation
Using NLLBP
 - 3. Petal Does Not Disclose a "Map" Between Workstations And
Storage Devices
 - 4. Petal Does Not Provide Access Through "Access Controls"
 - 5. Claim 8
 - 6. Summary

- II. Rejections Under 35 U.S.C. § 103
- A. Introduction
- B. Claim 1

Attorney Docket No.
CROSS1123-17
CROSS1123-19

Customer ID: 44654
90/007,125
90/007,317

6

1. Overview of Claim 1
2. Petal Does Not Disclose "Allow[ing] Access" From A Workstation

Using NLLBP

3. Petal Does Not Disclose a "Map" Between Devices On The First Transport Medium and Storage Devices

4. Petal Does Not Disclose, Teach or Suggest the "Access Controls"

Limitation Of Claim 1

5. There Is No Showing That The Remainder Of The References Contain The Limitations Missing From Petal

- C. Claim 2
- D. Claims 3-6 and 10
- E. Summary

III. Conclusion

REMARKS

Applicants appreciate the time taken by the Examiner to review the claims under reexamination and the thoroughness of the remarks provided by the Examiner in the Office Action mailed February 7, 2005. The '035 Patent has been carefully reviewed in light of that Office Action. Based on that review and the remarks made below, Applicants respectfully request reconsideration and favorable action in this case.

I. Rejections Under 35 U.S.C. §102(b)**A. Introduction**

Claims 7-9 and 11-14 are rejected under 35 U.S.C. 102(b) as being anticipated by "Petal: Distributed Virtual Disks" ("Petal").

Anticipation under § 102 requires that "each and every element as set forth in the claim is found, either expressly or inherently described in a single prior art reference." See, *Verdegaal Bros. v. Union Oil Co. of California*, 814 F.2d 628, 621, 2 USPQ2d 1051, 1053 (Fed. Cir. 1987). The identical invention must be shown and the elements must be arranged as required by the claim. See, *Richardson v. Suzuki Motor Co.* 868 F.2d 1226, 1236, 9 USPQ 2d 1913, 1920 (Fed. Cir. 1989) and *In re Bond*, 910 F.2d 831, 15 USPQ2d 1566 (Fed. Cir. 1990). See also, MPEP 2131. However, a reference must be enabling to be anticipatory. See, *Amgen, Inc. v. Hoechst Marion Roussel, Inc.*, 314 F.3d 1313, 1354, 65 USPQ2d 1385, 1416 (Fed. Cir. 2003) ("A claimed invention cannot be anticipated by a prior art reference if the allegedly anticipatory disclosures cited as prior art are not enabled").

As detailed more fully below, Applicants respectfully submit that neither independent Claim 7 nor independent Claim 11 is anticipated (or rendered obvious) by Petal, as Petal does not disclose, teach or suggest certain limitations of these claims, including: i) allowing devices (e.g., workstations) connected to a first data transport medium to access storage devices using native low level block protocols, ii) mapping between devices (e.g., workstations) connected to the first transport medium and the storage devices and iii) implementing access controls.

B. Claims 11-14

The Examiner devoted a large portion of the Office Action to Claim 11. Accordingly, Applicants will first show how Claim 11 differs from the Petal reference cited by the Examiner, and then address the other Claims.

1. Overview of Claim 11

Claim 11 recites:

A method for providing virtual local storage on remote storage devices connected to one transport medium to devices connected to another transport medium, comprising:
interfacing with a first transport medium;
interfacing with a second transport medium;
mapping between devices connected to the first transport medium and the storage devices and that implements access controls for storage space on the storage devices; and
allowing access from devices connected to the first transport medium to the storage devices using native low level block protocols. [emphasis added].

Claim 11 includes the limitations of (i) “mapping between devices connected to a first transport medium and storage devices”, (ii) “implement[ing] access controls” and (iii) “allowing access from devices connected to the first transport medium to the storage devices using native low level block protocols”. These features of the present invention allow a host (e.g., workstation) connected to the first transport medium (e.g., Fibre Channel (FC)) to access only that portion (or portions) of the storage devices associated with that particular host. These features also allow a host (or hosts) to communicate with storage devices using only native low level block protocols (“NLLBPs”).

2. Petal Does Not Disclose “Allowing Access” From A Workstation Using NLLBP

Claim 11, as discussed above, recites “allowing access from devices connected to the first transport medium to the storage device using native low level block protocols.” The “devices connected to the first transport medium” may comprise computer workstations in one exemplary embodiment of the present invention. A NLLBP is a protocol that enables workstations and network servers to exchange information with storage devices without the overhead of high-level protocols and file systems typically required by network servers. As explained below, this definition for NLLBP is supported by both the Specification of the ‘035 Patent, and the judicial interpretation of a similar limitation by Judge Sparks of the U.S. District Court for the Western District of Texas (an interpretation upheld on appeal by the Court of Appeals for the Federal Circuit).

In systems prior to the present invention, when a computer workstation would make a storage request to a storage device (e.g., disk drive) through a network server, the workstation

first had to translate the request from its file system protocols to higher level network protocols to communicate with the network server. The network server then would translate these high level protocols into low level requests to the storage device(s). See '035 Patent Specification, col. 1, lines 50-60 and col. 3, lines 14-15 (distinguishing an NLLBP from higher-level protocols by contrasting the present invention to prior art solutions). This high level to low level translation wastes valuable time and makes the access of information occur at a much slower rate. See '035 Patent Specification, col. 1, lines 50-60.

Further, in *Crossroads v. Chaparral Network Storage, Inc.*, Western District of Texas, Civil Action No. A-00-CA-217-SS and *Crossroads Systems (Texas), Inc., v. Pathlight Technology, Inc.*, Western District of Texas, Civil Action No. A-00CA-248-JN (collectively, the "Chaparral Litigation"), the U.S. District Court for the Western District of Texas issued a Joint Markman Order (the "Markman Order") interpreting the term NLLBP for the purposes of United States Patent No. 5,941,972 (the "'972 Patent"), the parent of the '035 Patent, as follows:

a set of rules or standards that enable computers to exchange information and do not involve the overhead of high level protocols and file systems typically required by network servers.

A copy of the Markman Order is attached hereto as Exhibit A. This construction, and the validity of the '972 Patent, was upheld by the Federal Circuit on appeal. A copy of the Federal Circuit decision affirming the decision of the lower court is attached hereto as Exhibit B. Thus, based on the Markman Order, an NLLBP is a protocol that enables computers to exchange information without the overhead of high-level protocols and file systems typically required by network servers.

As discussed in the '035 Patent, allowing access from host devices (e.g., workstations) to storage devices is done using NLLBPs in the present invention. Using the example of a first transport medium of Fibre Channel ("FC") and second transport medium of Small Computer System Interface ("SCSI"), a FC-connected workstation can communicate low level SCSI commands directly to a storage device using NLLBPs. For this example, the present invention accomplishes this by encapsulating the low level SCSI commands in an FC 'wrapper' or 'layer.' The specification of the '035 Patent discusses an exemplary embodiment where a Fibre Channel attached initiator (e.g., a workstation) issues SCSI-3 FCP commands, and an associated SCSI target storage device operates on a SCSI-2 protocol (See '753, col. 6, lines 33-45). In this case, a storage router connected between the host device and the storage device receives the FC-encapsulated low level SCSI commands, removes the FC

encapsulation, and forwards the low level SCSI commands to the storage devices (provided the workstation is allowed to have such access, as will be discussed more fully below). In this example, there is no translation of the commands from a higher level protocol to a low level protocol. In other words, the storage router is not required to translate some high level command from the workstation (e.g., a file system command, or function call with arguments) into a low level SCSI command. Rather, the storage router simply strips the FC 'layer' off of the existing SCSI command, and forwards the SCSI command to the storage device without any high-to-low level translation (because no such high level to low level translation is needed). Thus, when a host workstation is allowed to have access to a storage device, that access is accomplished using only NLLBPs.

Petal, on the other hand, discloses a system in which Petal clients (i.e., workstations) send higher-level protocol commands to the Petal Server that, in turn, transforms these higher-level, higher overhead commands into low-level SCSI commands that are forwarded to the storage devices (i.e., at least one high level to low level translation takes place between the workstation and the storage device). Petal clients are configured with a Petal device driver in the kernel layer of the Petal client. See, *Petal* page 88, col. 2, section 3. Higher level applications (i.e., user space applications) see virtual disks (representations of the storage devices) through the Unix File System. See *Petal*, page 90, col. 1, section 3.2. When a Petal client wishes to access a storage device behind the Petal server, the client issues a file system command to the virtual disk which is passed through the class layer to the Petal device driver (i.e., the kernel layer process for accessing the virtual disk). The Petal device driver then issues a remote procedure call ("RPC") using the User Datagram Protocol ("UDP") to the Petal server to read or write data. See, *Id* at page 88, col. 2, section 3 (describing the RPC interface) and page 89, col. 1, section 3.1 (describing handling read and write requests). The Petal device driver acts as a filter driver to translate the command to the virtual disk seen by the user space application into an RPC that is sent out in UDP packets.

An RPC is a well known mechanism in networked operating systems and is essentially a function call to the Petal Server. In issuing an RPC, a client will provide a server with the appropriate arguments in a UDP packet so that the server can perform some process. The Petal Server performs a transformation when receiving the RPC in the UDP packet by processing the RPC in the UDP packet to execute the called process and generate the appropriate low level SCSI READ and WRITE commands. Thus, the Petal client uses the traditional network mechanism of issuing a higher level command (e.g., an RPC in a UDP

packet) to the network server that the network server processes to call a function. The Petal server must execute the appropriate function to transform the information in the UDP packets to the appropriate low level SCSI command.

Thus, the Petal system does not allow the client (i.e., workstation) to access the storage devices using an NLLBP. Instead, the Petal client uses a scheme in which high level file system commands to virtual disks are translated into RPCs which are packaged in UDP packets and transported to the Petal server for transformation into low level commands. Unlike the NLLBP commands described and claimed in the '035 Patent, these RPC in UDP packets contain additional higher level overhead and require transformation to low level SCSI commands at the Petal Server. As noted above, the Petal server executes the called procedure to translate the RPC in UDP to the appropriate low level SCSI command.

The process of Petal therefore requires first creating an RPC, and then encapsulating the RPC in UDP at the Petal client, and further executing a procedure to transform the RPC in UDP to a low level SCSI command. Consequently, while the Examiner has pointed out various portions of Petal that discuss using block-level (i.e., low level) storage protocols (e.g., SCSI commands), it is only in the context of the time period after high level RPCs have been transformed to low level SCSI commands. The system of Petal is the type of system that the present invention was designed to overcome, because the system of Petal does involve the overhead of high level protocols (i.e., RPCs) typically required by network servers (i.e., RPCs), and requires a transformation of the high level protocols into low level SCSI commands at the Petal server.

Therefore, Petal does not disclose, teach or suggest a system for "allowing access from devices connected to the first transport medium to the storage devices using native low level, block protocols." as recited in independent Claim 11.

3. Petal Does Not Disclose "Mapping Between Devices Connected To The First Transport Medium And The Storage Devices"

Claim 11 also recites "mapping between devices connected to the first transport medium and the storage devices." Mapping between devices connected to the first transport medium and storage devices in the present invention refers to a mapping between the workstations and storage devices such that a particular workstation on the first transport medium is associated with a storage device, storage devices, or portions thereof, on the second transport medium. As discussed in the '035 Patent Specification, the mapping provides a correlation between

devices on the first data transport medium (e.g., workstations) and the storage devices through one or more steps. See, '035 Patent col. 1, lines 6 through col. 2, line 5 and col. 8, lines 67 – col. 9, line 5.

In the Chaparral Litigation, the U.S. District Court for the Western District of Texas adopted the definition that a “map” contains a representation of a device on one side of the storage router to a storage device on the other side (e.g., from a Fibre Channel host device to a SCSI storage device). See, Markman Order, Exhibit A, page 12. The mapping of the '035 Patent associates the host device(s) on the first transport medium (e.g., workstations) with storage devices on the second transport medium. Thus, the mapping can include mapping from a host workstation identifier (e.g., address or other identifier) to a virtual representation of a storage device (e.g., a virtual Logical Unit Number (LUN)), and potentially even further from the virtual representation of the storage device to a physical representation of the storage device (e.g., a physical LUN).

It should be expressly understood that the ‘mapping’ of the present invention is not identical to the concept of “virtualization.” In virtualization, a storage device (or portion thereof) is presented with a particular logical address to the hosts or workstations. While it is clear that the present invention can include virtualization as part of the mapping (e.g., the map can include the mapping from a virtual representation of the storage (virtual LUN) to a physical representation of the storage (physical LUN)), such virtualization is not, in and of itself, a mapping between devices on the first and second data transport media as defined in the '035 Patent. See, '035 Patent, col. 8, line 65-67. In fact, this type of virtualization was available in a number of RAID systems at the time Petal was written. Virtualization does not require that representations of workstations on one side of the storage router be mapped to a storage device(s) on the other side of the storage router.

Petal does not disclose, teach or suggest a map that maps between devices connected to the first transport medium (e.g., workstations) and storage devices connected to the second transport medium as recited in Claim 11 of the '035 Patent. In Petal there is simply no map that associates host devices (i.e., the Petal clients) with the storage devices or representations of the storage devices. At best, Petal teaches “virtualization” of storage devices. In other words, Petal discusses a virtual to physical mapping of the storage devices rather than a mapping from the device making a request (e.g., workstation) to the storage device for which the request is intended. Petal states:

The basic problem is to translate virtual addresses of the form <virtual-disk-identifier, offset> to physical addresses of the form <server-identifier, disk-identifier, disk-offset>.

See Petal, page 85-86, sections 2.1-2.3 and Figure 4 (entitled "Virtual to Physical Mapping").

In Petal, a virtual disk directory of virtual disks is mapped to a global directory which is mapped to physical disks. *Id.* A client workstation provides a virtual disk identity which is translated into a global map identifier. *Id.* The global map determines the server responsible for translating the given offset. *Id.* The physical map of the specified server translates the global map identifier and offset to a physical disk and an offset within that disk. See *Id.*, page 86, col. 1, section 2.1. Thus, the mapping of Petal only represents the virtualization mapping of storage devices and does not correlate or associate the storage devices (either virtual or physical) to particular Petal clients (e.g., workstations) on the other side of the Petal server. In fact, the virtualization-type mapping described in Petal is simply a description of the virtualization technique generally used in RAID systems at the time of Petal.

The Examiner correctly points out that, in Petal, a disk identifier used by clients to reference a particular virtual disk is "mapped" to a physical identifier. However, this is simply virtualization-type mapping. There is no correspondence (or map) made from the Petal clients to the storage devices (or portions thereof) behind the Petal Server. Put another way, there is no mechanism disclosed in Petal to perform the function of mapping a particular client workstation to a particular storage device (or portion). Consequently, Petal teaches a virtualization scheme, not a "mapping between devices connected to the first transport medium and storage devices" as recited in Claim 11 of the '035 Patent.

4. Petal Does Not Disclose Implementing "Access Controls"

a. Implementing Access Controls Requires Allowing Access Using NLLBPs

Claim 11 recites "implementing access controls" which requires allowing access using NLLBPs. As described in the '035 Patent, "access controls" are a particular form of security measure designed to prevent unauthorized access to particular storage devices or portions of storage devices by certain workstations. When "access controls" are implemented, particular workstations may be permitted access to particular storage devices or subsets of storage devices. See, e.g., FIGURE 3 of the '035 Patent (permitting access from particular workstations to undivided storage devices as well as divided subsections within a single storage

device). According to the previously mentioned Markman Order, “access controls” means “providing controls which limit a computer’s access to specific subset of storage devices or sections of a single storage device.” See, Markman Order, Exhibit A, page 6.

The “access controls” of the ‘035 Patent allow access using a NLLBP such that requests from devices connected to the first transport medium (e.g., workstations) are directed to assigned virtual local storage on the storage devices. See, col. 8, lines 61-65. The ‘035 Patent recites:

The router can...map, for each initiator, what storage access is available and what partition is being addressed by a particular request. In this manner, the storage space provided by [storage devices] can be allocated to [devices connected to the first transport medium] to provide virtual local storage...

See ‘035 Patent, col. 8, lines 67 – col. 9, line 5.

Thus, the “access controls” described in the ‘035 Patent are device-centric in that they permit or deny access from particular devices connected to the first data transport medium (e.g., workstations) to particular storage devices (or subsets thereof) according to the map. The access controls are thus part of the configuration for routing commands from a device connected to the first transport medium to *defined* storage location(s) using NLLBPs (i.e., without requiring the overhead of high level protocols typically required by network servers) according to the map.

b. Petal Is Not an Anticipatory Reference Because Petal Does Not Enable Access Controls

In rejecting the limitation of “implementing access controls” the Examiner points to Petal, page 90, col. 2, section 4, which states in pertinent part:

...currently we do not provide any special support for protecting a client’s data from other clients; however, it would not be difficult to provide security on a per virtual disk basis.

Applicants submit, however, that the statement “it would not be difficult to provide security on a per virtual disk basis,” without more, does not enable security on per virtual disk basis in the UDP environment of Petal. UDP is primarily a broadcast protocol in which the computer issuing a UDP communication typically places UDP packets on a network without regard to the device that receives the packets.

Petal provides no support as to how to implement its “security on a per virtual disk basis” for UDP broadcast packets communicated over an ATM transport medium. For example, a common security method in packet based networks is the use of access control lists (“ACLs”). While ACLs may be used to entirely block UDP communications (e.g., as in a firewall), Petal provides no suggestions on how to implement ACLs in a UDP environment to limit access to a portion of a server file system (e.g., a particular virtual disk). As Petal provides no support for providing security in the UDP/ATM environment, Applicants respectfully submit that Petal does not enable security and therefore cannot anticipate the limitation of “access controls” recited in Claim 11.

c. There Is No Disclosure or Teaching In Petal That The ‘Security’ Referenced Therein Would Allow Access Using NLLBP

Even though the Petal article states that “it would not be difficult to provide security on a per virtual disk basis” there is no teaching or suggestion as to how such security would be provided. Certainly, there is no teaching or suggestion in Petal that a ‘security’ feature could be implemented to allow access using an NLLBP. It simply is unclear what type or manner of ‘security’ Petal references. For example, security can be a simple password-based security scheme, or something much more complex.

Moreover, even if security were implemented in Petal, there is no teaching or suggestion that such security would be implemented to allow access using a NLLBP. It would appear that any security implemented would be on top of the high level RPC over UDP scheme of Petal. Again, this would appear to require the high-level protocols and would not provide access using an NLLBP. Thus, even if security were applied to the system of Petal, this does not suggest access controls that allow access using an NLLBP.

d. Petal Does Not Render The Access Controls Limitation Of Claim 11

Obvious

Applicants note that that a non-enabling reference may qualify as prior art for the purpose of obviousness under 35 U.S.C. §103. See, *Symbol Technologies, Inc. v. Opticon*, 935 F.2d. 1569, 1578 (Fed. Cir. 1991) (“while a reference must enable someone to practice the invention in order to anticipate under §102(b), a non-enabling reference may qualify as prior art for the purpose of determining obviousness under §103(a)”). However, even if the rejection of “implementing access controls” is read as an obviousness type rejection under 35 U.S.C. §103,

Applicants assert that the rejection must fail because Petal, at best, only makes it 'obvious to try' some unspecified form of security.

"An 'obvious-to-try' situation exists when a general disclosure may pique the scientist's curiosity, such that further investigation might be done as the result of the disclosure, but the disclosure itself does not contain a sufficient teaching of how to obtain the desired result, or that the claimed result would be obtained if certain direction were followed." *In re Eli Lilly & Company*, 902 F.2d 943, 945, 14 USPQ.2d 1741 (Fed Cir. 1990). "Obvious-to-try", however, is not the standard for obviousness under §103. See, *In Re O'Farrell*, 853 F.2d 894, 902, 7 USPQ.2d 1673 (Fed. Cir. 1988). For example, the statement in a patent that "the user of the external field canceling method . . . can allow for gradient fields to be produced with greatly reduced problems" provided only general guidance as to the form of the claimed invention and how to achieve it but did not provide sufficient guidance to render the claimed invention obvious. See, *In Re Roemer*, 258 F.3d, 1303, 1309-10, 59 USPQ.2d 1527 (Fed. Cir. 2001). Similarly, the Petal reference does not provide sufficient guidance as to what is meant by "security" or how to implement such a "security" feature; and certainly does not provide any guidance on how to implement "access controls" as recited in Claim 11 of the '035 Patent.

At best, the statement in Petal that "currently we do not provide any special support for protecting a client's data from other clients; however, it would not be difficult to provide security on a per virtual disk basis" is an invitation-to-try to implement some unspecified security feature on a per virtual disk basis. The statement does not provide any teaching or suggestion as to how the security feature would be achieved, much less how "access controls" to allow access using NLLBPs would be achieved. Thus, while it may be 'obvious-to-try' some unspecified security feature based on the above-cited statement, one is left completely in the dark as to how such security would be achieved.

Moreover, the Examiner has not pointed to any art or other evidence in the record such that one of ordinary skill in the art would have a reasonable expectation of success in implementing the claimed "access controls" to allow access using an NLLBP in a UDP/ATM environment to limit access to a particular virtual disk. If the Examiner is relying on his own knowledge that one of skill in the art would know how to implement "access controls" to allow access using an NLLBP on a per virtual disk basis in the Petal environment, then Applicants respectfully request that the Examiner provide an affidavit detailing the data on which the Examiner relies for this position, or alternatively allow Claim 11. See 37 CFR 1.107(b) and MPEP 707.05.

5. Claim 12

Claim 12 depends from Claim 11 and recites that “the mapping between devices connected to the first transport medium and the storage devices includes allocating subsets of storage space to associated devices connected to the first transport medium, wherein each subset is only accessible by the associated device connected to the first transport medium.”

Thus, in Claim 12, hosts on the first transport medium are allocated storage devices (or subsets of storage devices) in the mapping such that the allocated storage only is accessible by those associated hosts on the first transport medium. In other words, storage is allocated to specific hosts on the first transport medium. This is supported by the Markman Order in which the court adopted the construction that “allocation of subsets of storage space to associated Fibre Channel devices, wherein each subset is only accessible by the associated Fibre Channel device” means that subsets of storage are allocated to specific fibre channel devices for purposes of the '972 Patent. See, Markman Order, Exhibit A, pages 6-7.

As discussed above in more detail, the mapping of Petal does not allocate storage to particular Petal clients, but simply provides a mapping between a virtual disk identification and physical disk identification. Consequently, Petal does not anticipate Claim 12.

6. Summary

In sum, Petal fails to teach: (1) “allowing access from devices connected to the first transport medium to the storage device using native low level block protocols,” (2) “mapping between devices connected to the first transport medium and the storage devices” and (3) “implementing access controls.”

Instead, Petal teaches a system in which high level RPC calls in UDP packets must be transformed into low-level SCSI commands by the Petal server. Further, there is no disclosure, teaching or suggestion in Petal that clients on one side of the Petal server should be mapped to storage devices on the other side of the Petal server. Moreover, access controls to allow access using NLLBPs are not disclosed, taught or suggested in Petal nor is any other security method. At most, Petal suggests that it would be ‘obvious-to-try’ adding an undefined security measure, without providing any direction as to how to do so with a reasonable expectation of success. Therefore, Applicants submit that Petal does not anticipate (or render obvious) the

present invention as recited in Claim 11, and respectfully requests allowance of such claim. Applicants also respectfully request allowance of Claims 12-14 as representing further limitations on Claim 11.

C. Claims 7-10

Applicants respectfully submit that independent Claim 7 is distinguishable from Petal for similar reasons as discussed above with reference to Claim 11, as well as additional reasons. For completeness, the Applicants will review the differences discussed above with respect to Claim 11, but for the sake of brevity will summarize the explanations of these differences rather than repeating entire arguments already presented.

1. Overview of Claim 7

Claim 7 recites:

A storage network, comprising:
a first transport medium;
a second transport medium;
a plurality of workstations connected to the first transport medium;
a plurality of storage devices connected to the second transport medium; and
a storage router interfacing between the first transport medium and the second transport medium, the storage router providing virtual local storage on the storage devices to the workstations and operable:
to map between the workstations and the storage devices;
to implement access controls for storage space on the storage devices; and
to allow access from the workstations to the storage devices using native low level, block protocol in accordance with the mapping and access controls.

Claim 7, thus, specifies a "storage router" that maps between workstations and storage devices, implements access controls and allows access from workstations to the storage devices using NLLBP in accordance with the mapping and access controls. As with Claim 11, Applicants submit that the system of Petal does not disclose, teach or suggest i) "allow[ing] access from the workstations to the storage devices" using NLLBP, ii) "map[ping] between the workstations and the storage devices, and iii) "implement[ing] access controls".

2. Petal Does Not Disclose “Allow[ing] Access” From A Workstation Using NLLBP

The present invention, in accordance with Claim 7, allows workstations to access storage devices using a NLLBP. A NLLBP, as discussed above, is a set of rules or standards that enable computers to exchange information and do not involve the overhead of high level protocols and file systems typically required by network servers. Thus, the workstations described in Claim 7 can access the claimed storage devices using low level NLLBP commands which have not been translated from high level commands.

Petal, on the other hand, teaches a system in which a Petal client issues high level commands as RPCs in UDP packets, where the RPC calls a function of the Petal server Unix operating system. The Petal server must transform the high level RPC in UDP into a low level SCSI command by implementing the called procedure to generate the appropriate SCSI command(s). Petal, thus, uses a traditional RPC scheme that involves the overhead of high level protocols typically required by traditional network servers. Consequently, the Petal server does not allow the Petal clients to access the storage devices using an NLLBP.

3. Petal Does Not Disclose a “Map” Between Workstations And Storage Devices

The storage router of Claim 7 maps between workstations connected to the first transport medium on one side of the storage router and the storage devices located on the other side of the storage router. This mapping is more than mere virtualization as the storage router associates workstations with particular storage devices or subsets of storage devices.

Petal does not disclose, teach or suggest a map that associates particular devices connected to the first transport medium with particular storage devices (or subsets thereof). Rather, Petal teaches that a virtual to physical mapping (i.e., virtualization of the storage device) takes place. There is, however, no correspondence made between the clients and storage devices (or portions thereof) in the mapping of Petal; i.e., there is no mechanism disclosed to say “this client maps to that storage device” on the other side of the Petal server. Consequently, Petal teaches a virtualization scheme not a “mapping” between workstations and storage devices.

4. Petal Does Not Provide Access Through “Access Controls”

As discussed above with respect to Claim 11, the sole statement in Petal relevant to access controls is “currently we do not provide any special support for protecting a client's data from other clients; however, it would not be difficult to provide security on a per virtual disk basis,” does not in fact disclose or teach “access controls” in any anticipatory manner. This statement provides, at best, a suggestion that it is ‘obvious-to-try’ an undefined security measure in the UDP/ATM system of Petal. Applicants therefore submit that Petal does not disclose, teach or suggest a supervisor unit that implements “access controls.”

5. Claim 8

Claim 8 depends from Claim 7 and recites that the access controls “include an allocation of subsets of storage space to associated workstations, wherein each subset is only accessible by the associated workstation.” Thus, the claimed access controls allocate subsets of storage to particular workstations. Applicants respectfully submit that Petal does not teach this feature of Claim 8 as Petal does not describe or suggest allocating storage or subsets of storage to particular clients.

6. Summary

Petal fails to disclose, teach or suggest a storage router which performs the functions of i) “allow[ing] access from the workstations to the storage devices” using NLLBP, ii) “map[ping] between the workstations and the storage devices, and iii) “implement[ing] access controls.”

Instead, Petal teaches a Petal server that transforms higher level RPC calls in UDP packets to generate low-level SCSI commands for communicating with storage devices. Also, there is no disclosure, teaching or suggestion that the Petal server should map clients on one side of the Petal server to storage devices on the other side of the Petal server. Moreover, Petal does not disclose or suggest providing “access controls” as claimed, nor any other security method. At most, it is suggested that it would be ‘obvious-to-try’ adding security without providing any direction as to how to do so with a reasonable expectation of success. Therefore, Applicants submit that Petal does not anticipate or render obvious the present invention as recited in Claim 7, and respectfully requests allowance of Claim 7. Applicants also respectfully request allowance of Claims 8-10 as representing further limitations on Claim 7.

II. Rejections Under 35 U.S.C. §103

A. Introduction

Claims 1-6 and 10 are rejected under 35 U.S.C. §103(a) as being unpatentable over Petal in view of Quam, Cummings, Crouse et al., and Pisello et al.

As discussed above, with reference to independent Claims 7 and 11, Petal fails to disclose, teach or suggest i) "allow[ing] access from the workstations to the storage devices" using NLLBP, ii) "map[ping] between the workstations and the storage devices, and iii) "implement[ing] access controls."

In order to establish a *prima facie* case of obviousness, the Examiner must show: that (1) the prior art references teach or suggest all of the claim limitations, (2) that there is some suggestion or motivation in the references (or within the knowledge of one of ordinary skill in the art) to modify or combine the references and (3) that there is a reasonable expectation of success. M.P.E.P. 2142, 2143; In re Vaeck, 947 F.2d 488, 20 U.S.P.Q.2d 1438 (Fed. Cir. 1991). The Examiner must explain with reasonable specificity at least one rejection – otherwise, the Examiner has failed procedurally to establish a *prima facie* case of obviousness. M.P.E.P. 2142; Ex parte Blanc, 13 U.S.P.Q.2d 1383 (Bd. Pat. Application. & Inter. 1989). When the motivation to combine the teachings of the references is not immediately apparent, it is the duty of the Examiner to explain why the combination of the teachings is proper. Ex parte Skinner, 2 U.S.P.Q.2d 1788, 1790 (Bd. Pat. App. & Inter. 1986).

Applicants respectfully submit that the Examiner has failed to establish a *prima facie* case of obviousness as the references do not disclose, teach or suggest all of the claim limitations of Claims 1-6 and 10. More particularly, the references do not disclose, teach or suggest a "supervisor unit" operable to i) "map between devices connected to the first transport medium and the storage devices," ii) "implement access controls for the storage space on the storage devices" and iii) "allow access from devices connected to the first transport medium to the storage devices using a NLLBP." Furthermore, Applicants submit that one of ordinary skill in the art would not be motivated to combine Petal with Quam, Cummings, Crouse or Pisello.

B. Claim 1

In rejecting Claim 1, the Examiner relies on the previously discussed rejections under 35 U.S.C. §102(b) to identify where various features of Claim 1 are found in the Petal reference. Applicants respectfully submit, however, that several of the features of Claim 1 which are

rejected under Petal are not disclosed, taught or suggested by the reference, as discussed above with respect to Claims 7 and 11. Again, for the sake of brevity the Applicants will summarize the previously presented arguments rather than repeating them in their entirety.

1. Overview of Claim 1

Claim 1 recites:

A storage router for providing virtual local storage on remote storage devices to devices, comprising:
a buffer providing memory work space for the storage router;
a first controller operable to connect to and interface with a first transport medium;
a second controller operable to connect to and interface with a second transport medium; and
a supervisor unit coupled to the first controller, the second controller and the buffer, the supervisor unit operable to map between devices connected to the first transport medium and the storage devices, to implement access controls for storage space on the storage devices and to process data in the buffer to interface between the first controller and the second controller to allow access from devices connected to the first transport medium to the storage devices using native low level, block protocols.

Thus, Claim 1 recites a “storage router” with a “supervisor unit” operable to i) “map between devices connected to the first transport medium and the storage devices,” ii) “implement access controls for storage space on the storage devices,” and iii) “allow access from devices connected to the first transport medium the storage devices using NLLBP.” As discussed above, these claimed features of the present invention allow each host connected to the first transport medium to access some portion of storage on the storage devices associated with that host using an NLLBP.

2. Petal Does Not Disclose “Allow[ing] Access” From A Workstation Using NLLBP

The present invention, in accordance with Claim 1, allows workstations (or other host devices) to access storage devices using an NLLBP. An NLLBP, as discussed above is a set of rules or standards that enable computers to exchange information and do not involve the overhead of high level protocols and file systems typically required by network servers. Thus, the devices of Claim 1 connected to the first data transport protocol can access the storage devices using commands that do not require translation from a high level protocol to a low-level protocol.

The Examiner again relies on Petal for the rejection of this limitation of Claim 1. Petal, however, teaches a system in which a Petal client issues high level commands as an RPC in UDP packets. The RPC subsequently calls a function of the Petal server Unix operating system. The Petal server must then transform the RPC in UDP to generate the appropriate SCSI READ/WRITE commands. Thus, Petal uses a traditional RPC scheme that, like the prior art systems the invention of the '035 Patent was designed to overcome, involves the overhead of high level protocols typically used by traditional network servers. Consequently, the Petal server does not allow the Petal clients to access the storage devices using an NLLBP. Thus, Petal does not (and cannot) show a "supervisor unit" operable to "allow access from devices connected to the first transport medium the storage devices" using NLLBPs.

Moreover, the Examiner does not particularly point out where this feature of the present invention can be found in the other references. Therefore, Applicants respectfully request that the Examiner allow Claim 1.

3. Petal Does Not Disclose a "Map" Between Devices On The First Transport Medium and Storage Devices

The "supervisor unit" of Claim 1 maps between devices located on one side of the storage router and the storage devices located on the other side of the storage router. This mapping is more than mere virtualization as the supervisor unit associates workstations or other devices on one side of the storage router with particular storage devices.

The Examiner again relies on Petal in rejecting this limitation of Claim 1. Applicants respectfully submit, however, that Petal does not disclose, teach or suggest a unit that maps between devices connected to the first transport medium and storage devices connected to the second transport medium. Rather, Petal teaches that a virtual to physical mapping of the storage itself (i.e., virtualization of the storage devices). There is no association made between the clients and storage devices (or portions thereof) in the mapping of Petal. In other words, there is no mechanism disclosed to say "this client device maps to that storage device" on the other side of the Petal server). Consequently, Petal teaches a virtualization scheme, not a mapping between workstations and storage devices.

Applicants further submit that Examiner has not pointed out where this feature of the present invention can be found in the other references and therefore has not made out a *prima facie* case of obviousness. Therefore, Applicants respectfully request withdrawal of the rejection and allowance of Claim 1.

4. Petal Does Not Disclose, Teach or Suggest The “Access Controls” Limitation Of Claim 1

As discussed above, the statement in Petal that “currently we do not provide any special support for protecting a client’s data from other clients; however, it would not be difficult to provide security on a per virtual disk basis” is, at best, an ‘invitation to try’ to a security feature, and not necessarily providing “access controls” to allow access using NLLBPs on a per virtual disk basis. The statement does not by itself provide any teaching or suggestion as to how the “access controls” recited in Claim 1 can be achieved.

Thus, while it may have been ‘obvious-to-try’ a security feature based on the above-cited statement, one of ordinary skill in the art is left completely in the dark as to how such security feature would be achieved, much less how one would achieve “access controls” using NLLBPs as recited in Claim 1. As the cited case law points out, an invitation to try a feature is not enough in and of itself to render a claimed invention obvious.

Moreover, the Examiner has not pointed to any art or other evidence on the record such that one of skill in the art would have a reasonable expectation of success in implementing access controls for a UDP/ATM environment.

5. There Is No Showing That The Remainder Of The References Contain The Limitations Missing From Petal

The Examiner relies on Quam, Cummings, Crouse and Pisello in rejecting protocol and hardware specific features of the claimed invention. Applicants note, however, that the Examiner has not pointed out where these cited references make up for the deficiencies of Petal with respect to allowing access from a device connected to the first transport media to a storage device using a NLLBP, mapping, and access controls. As these features are not disclosed or taught in Petal, as discussed above, and are not pointed to in the other references, the burden of making out a *prima facie* case of obviousness has not been met. Therefore, Applicants respectfully request allowance of Claim 1.

C. Claim 2

Applicants respectfully submit that Claim 2 depends from Claim 1 and represents further limitations thereon. With respect to Claim 2, the claim recites that the “supervisor unit” “maintains and allocation of subsets of storage space to associated devices connected to the

first transport medium, wherein each subset is only accessible by the associated device connected to the first transport medium.” As discussed above in conjunction with Claims 8 and 12, the access controls allocate subsets of storage to particular devices on the first transport medium (e.g., workstations). Applicants respectfully submit that Petal does not disclose, teach or suggest this feature of Claim 2 as Petal does not describe or suggest allocating storage devices or subsets of storage devices to particular clients. Therefore, Applicants respectfully request allowance of Claim 2.

D. Claims 3-6 and 10

Applicants respectfully submit that Claims 3-6 and 10 depend directly or indirectly from Claims 1 and 7, respectively. Therefore, Applicants respectfully request allowance of these claims as representing further limitations on the respective independent claims and any intervening claims.

E. Summary: There is No *Prima Facie* Showing of Obviousness

Applicants respectfully submit that the Examiner has failed to establish a *prima facie* case of obviousness for Claims 1-6 and 10 as the prior art references do not disclose, teach or suggest all of the claim limitations. Specifically, the prior art cited by the Examiner does not appear to teach a “supervisor unit” that is operable to i) “map between devices connected to the first transport medium and the storage devices,” ii) to “implement access controls for the storage space on the storage devices” and iii) to “allow access from devices connected to the first transport medium to the storage devices using a NLLBP.” While the Examiner has provided a detailed discussion of Petal to attempt to show where these features are found, Applicants respectfully submit that Petal does not disclose or teach the claimed limitations, as discussed above in relation to the § 102 rejections. Furthermore, the remaining cited references (Quam, Cummings, Crouse and Pisello) do not make up for the deficiencies in Petal. Accordingly, Applicants respectfully request allowance of Claims 1-6 and 10.

III. Conclusion

Applicants appreciate the Examiner’s diligence in issuing thorough office actions in multiple reexamination cases so quickly. Applicants respectfully submit, however, that Claims 7-9 and 11-14 are distinguishable from the prior art Petal reference, and that Claims 1-6 and 10

Attorney Docket No.
CROSS1123-17
CROSS1123-19

Customer ID: 44654
90/007,125
90/007,317

26

are distinguishable from the Petal, Quam, Cummings, Crouse and Pisello references. Therefore, Applicants respectfully request allowance of all claims subject to reexamination.

Applicant has now made an earnest attempt to place this case in condition for allowance. Other than as explicitly set forth above, this reply does not include an acquiescence to statements, assertions, assumptions, conclusions, or any combination thereof in the Office Action.


For the foregoing reasons and for other reasons clearly apparent, Applicant respectfully requests full allowance of Claims 1-14. The Examiner is encouraged to telephone the undersigned at the number listed below for any questions or issues that arise during this procedure, and specifically for discussion and/or prompt action in the event any issues remain.

This Reply was served via First Class Mail on April 6, 2005 to Larry E. Severin, Wang, Hartmann & Gibbs, PC, 1301 Dove Street #1050, Newport Beach, CA 92660 and William A. Blake, Jones, Tullar & Cooper, PC, P.O. Box 2226 EADS Station, Alexandria, VA 22202.

The Director of the U.S. Patent and Trademark Office is hereby authorized to charge any fees or credit any overpayments to Deposit Account No. 50-3183 of Sprinkle IP Law Group.

Respectfully submitted,

Sprinkle IP Law Group
Attorneys for Applicant


John L. Adair
Reg. No. 48,828

Date: **April 6, 2005**

1301 W. 25th Street, Suite 408
Austin, TX 78705
Tel. (512) 637-9223
Fax. (512) 371-9088

SS RECEIVED

MAR 10 2003

CLERK, U.S. DISTRICT COURT
WESTERN DISTRICT OF TEXAS
BY [Signature]
DEPUTY CLERK

NOTE: Pursuant to Fed. Cir. R. 47.6, this disposition is not citable as precedent. It is a public record. This disposition will appear in tables published periodically.

United States Court of Appeals for the Federal Circuit

02-1158

FILED

MAR 10 2003

CLERK, U.S. DISTRICT COURT
WESTERN DISTRICT OF TEXAS
BY [Signature]
DEPUTY CLERK

CROSSROADS SYSTEMS, (TEXAS), INC.,

Plaintiff-Appellee,

v.

CHAPARRAL NETWORK STORAGE, INC.,

Defendant-Appellant.

FILED
U.S. COURT OF APPEALS FOR
THE FEDERAL CIRCUIT

FEB 12 2003

JUDGMENT

JAN HORBALY
CLERK

ON APPEAL from the United States District Court for
the Western District of Texas

In CASE NO(S). 00-CV-217 and 00-CV-621

This CAUSE having been heard and considered, it is

ORDERED and ADJUDGED: AFFIRMED. See Fed. Cir. R. 36

Per Curiam (NEWMAN, SCHALL, and DYK, Circuit Judges).

CERTIFIED COPY
I HEREBY CERTIFY THIS DOCUMENT
IS A TRUE AND CORRECT COPY
OF THE ORIGINAL ON FILE.

UNITED STATES COURT OF APPEALS
FOR THE FEDERAL CIRCUIT

By: [Signature] Date: 3/5/03

ENTERED BY ORDER OF THE COURT

DATED: FEB 12 2003

[Signature]
Jan Horbaly, Clerk

ISSUED AS A MANDATE: MARCH 5, 2003

Costs Against Appellant:
Total \$97.35

186

UNITED STATES DISTRICT COURT
WESTERN DISTRICT OF TEXAS
AUSTIN DIVISION

FILED

JUL 27 2000

U.S. DISTRICT COURT
CLERK'S OFFICE
BY DEPUTY

CROSSROADS SYSTEMS, (TEXAS), INC. §
§
vs. §
§
CHAPARRAL NETWORK §
STORAGE, INC. §

NO. A 00 CA 217 SS

CROSSROADS SYSTEMS, (TEXAS), INC. §
§
vs. §
§
PATHLIGHT TECHNOLOGY, INC. §

NO. A 00 CA 248 SS

ORDER

BE IT REMEMBERED that on the 25th day of July 2000 the Court, in accordance with *Markman v. Westview Instruments, Inc.*, 52 F.3d 967 (Fed. Cir. 1995), *aff'd*, 116 S. Ct. 1384 (1996), held a hearing at which the parties appeared by representation of counsel and made oral arguments on their proposed claims construction. At the hearing, the parties presented a Joint Stipulation of Claim Construction, indicating that the parties have agreed upon the definitions for seventeen terms and/or phrases in U.S. Patent No. 5,941,972 ("the '972 patent"), and that only ten terms and/or phrases in the '972 patent remain in dispute. After considering the briefs, the case file as a whole, and the applicable law, the Court enters the following opinion and order.

I. **Standard for Claims Construction**

The construction of claims, or the definition of the terms used in the claims, is a matter of law for the Court. When adopting a claim construction, the Court should first consider the intrinsic evidence, which includes the claims, the specification, and the prosecution history. *See Vitronics*

27

A 00473

RECEIVED
FEB 07 2005
OFFICE OF PETITIONS

Corp. v. Conceptoronic, Inc., 90 F.3d 1576, 1582 (Fed. Cir. 1996) (explaining that intrinsic evidence is “the most significant source of the legally operative meaning of disputed claim language”). Not surprisingly, the starting point is always “the words of the claims themselves.” *Id.*; see also *Comark Communications, Inc. v. Harris Corp.*, 156 F.3d 1182, 1186 (Fed. Cir. 1998). The words of the claims are generally given their ordinary and customary meaning, unless the patentee intended to use a “special definition of the term clearly stated in the patent specification or file history.” *Vitronics*, 90 F.3d at 1582. Thus, the Court must review the specification and file history to determine whether the patentee intended to use any such “special” definitions. See *id.* The specification and file history may also be consulted as general guides for claim interpretation. See *Comark*, 156 F.3d at 1186.

The specification and file history, however, are not substitutes for the plain language of the claims. The specification is not meant to describe the full scope of the patent – it includes only a written description of the invention, sufficient to enable a person skilled in the art to make and use it, as well as the invention’s “best mode.” See 35 U.S.C. § 112. Thus, the claims may be broader than the specification, and generally should not be confined to the examples of the invention set forth in the specification. See *Comark*, 156 F.3d at 1187 (“Although the specification may aid the court in interpreting the meaning of disputed claim language, particular embodiments and examples appearing in the specification will not generally be read into the claims.”). Indeed, the Federal Circuit has repeatedly emphasized that “limitations from the specification are not to be read into the claims.” *Id.* at 1186.

In addition to examining the intrinsic evidence the Court may, in its discretion, receive extrinsic evidence regarding the proper construction of the patent’s terms. See *Key Pharmaceuticals*

v. Hercon Labs. Corp., 161 F.3d 709, 716 (Fed. Cir. 1998) (“[T]rial courts generally can hear expert testimony for background and education on the technology implicated by the presented claim construction issues, and trial courts have broad discretion in this regard.”). The plaintiff has provided an expert affidavit and the defendant has provided excerpts from several dictionaries as extrinsic evidence concerning the construction of the terms of the ‘972 patent.

II. “implements access controls for storage space on the SCSI storage devices”

This phrase is used in claims 1, 10 and 11 of the ‘972 patent. The parties dispute whether the phrase refers to “access controls” only for certain subsections of a divided SCSI storage device, or whether it also includes limiting access to entire undivided SCSI storage devices. The plaintiff argues the phrase includes both kinds of access controls; the defendants say the phrase refers only to access controls for various subsections within a single divided SCSI storage device. The defendants also argue the plaintiff’s construction is improper because, if adopted, it will result in the ‘972 patent being invalidated by prior art.

The plaintiff proposes the following definition: “provides controls which limit a computer’s access to a specific subset of storage devices or sections of a single storage device.” See Plaintiff’s Brief, at 20. The defendants propose the phrase should be defined as “partitions the storage space on each one of the SCSI storage devices and defines the accessibility of each resulting partition.” See Defendants’ Brief, Ex. 2. The Court agrees with the plaintiff.

The intrinsic evidence of the ‘972 patent shows the plaintiff’s invention is intended to restrict access both to subsections of a SCSI storage device, as well as to entire, undivided SCSI devices. First, the plain language of this phrase refers only to “storage space” and does not limit the space

only to subsections of a divided SCSI storage device. Second, Figure 3 of the '972 patent supports a broad reading of this phrase. Figure 3 shows three SCSI storage devices, two of which are undivided (60 and 64). The third device (62) is divided into four subsections of storage space. From the simple labeling on Figure 3, it is clear that the entire, undivided storage device (64) is meant to be accessed only by a single workstation (computer E). Thus, Figure 3 expressly shows that the plaintiff's invention contemplates using "access controls" for an entire, undivided storage device as well as for the divided subsections within a single storage device.¹ Third, the language of the specification expressly describes limiting access to an entire, undivided SCSI storage device. Specifically, in referring to Figure 3, the specification states "storage device 64 can be allocated as storage for the remaining workstation 58 (workstation E)." See '972 Patent, at 4:20 - 4:21. At the hearing, the defendants' counsel argued that, simply because Figure 3 describes this feature does not mean the feature was intended to be part of the claimed invention. The Court soundly rejects this argument. Figure 3 is meant to be an example of how the plaintiff's claimed invention can be implemented, and the specification clearly describes this figure as illustrating one implementation of the claimed invention. Adopting the defendants' argument would ignore a fundamental principle of claims construction, oft repeated in the defendants' brief and oral arguments, that the specification is "the single best guide to the meaning of a disputed term." See *Vitronics*, 90 F.3d at 1582. Finally, the defendants correctly point out that the specification also refers to the single, undivided storage device (64) as a "partition (i.e., logical storage definition)." See '972 Patent, at 4:44 - 4:47. Rather than compel the defendants' proposed construction, however, this language supports the plaintiff's

¹ Figure 3 also discloses – and the defendants do not dispute – that the plaintiff's invention contemplates limiting access to various subsections of the divided SCSI storage device (62).

argument at the hearing that a discrete unit of storage – whether an entire SCSI storage device or a subsection within that device – can be referred to as a “partition.”²

The defendants also argue that, even if the intrinsic evidence supports the plaintiff’s proposed definition, this definition is nonetheless improper because it would cause the ‘972 patent to read directly upon prior art (and therefore be invalid). It is true that “claims should be read in a way that avoids ensnaring prior art if it is possible to do so.” *Harris Corp. v. IXYS Corp.*, 114 F.3d 1149, 1153 (Fed. Cir. 1997). However, the defendants have not shown that the prior art at issue – the Lui patent – would be “ensnared” by adopting the plaintiff’s definition. Importantly, the Lui patent was part of the prior art expressly considered by the patent examiner before granting the ‘972 patent. The patent examiner apparently did not use the Lui patent to reject a single claim in the ‘972 patent. The patent examiner also did not issue an Office Action requiring the plaintiff to distinguish its invention from the Lui patent on access control (or any other) grounds. Although the Patent Office is not the model of efficiency or thoroughness, its failure to cite the Lui patent as potentially invalidating prior art creates a strong presumption that the Lui patent does not read upon the plaintiff’s claimed invention. In addition, it does not appear to the Court that the Lui patent reads upon the ‘972 claimed invention. While the Lui patent does disclose a system of Fibre Channel computers and SCSI storage devices, *see* Defendants’ Brief, Ex. 6, at 2:53 - 2:65, the similarities end there. The Lui patent concerns an invention of “bypass circuits” used to “prevent the failure of any device” in the system. *See id.*, at Abstract. The invention of the Lui patent is not concerned with the swift transfer of information across a router, and thus does not disclose techniques for mapping,

² The Court expressly notes, however, that it is not defining the term “partition” in this order, as that term is not used in the ‘972 claim language.

implementing access controls, or a memory buffer.³ At the hearing, the defendants' counsel suggested that Figure 2 of the Lui patent discloses the claimed invention of the '972 patent.

However, Figure 2 of the Lui patent is not a part of the Lui invention; rather it is an illustration of a "conventional" network system that the Lui invention allegedly improves upon. *See id.* at 3:66. The Court rejects the defendants' argument that "conventional" network systems also read directly upon the '972 claimed invention. The patent examiner may have let one piece of prior art slip by; he or she would not have missed a "conventional" network system directly applicable to the plaintiff's claimed invention.

In sum, the Court will adopt the plaintiff's proposed definition and construe the phrase "implements access controls" in the claims of the '972 patent to mean "provides controls which limit a computer's access to a specific subset of storage devices or sections of a single storage device."

III. "allocation of subsets of storage space to associated Fibre Channel devices, wherein each subset is only accessible by the associated Fibre Channel device"

The dispute here is essentially the same as in the preceding section. This phrase is used in claims 2, 8 and 12 of the '972 patent. As it did with the "implements access controls . . ." phrase, the plaintiff argues the "allocation . . ." phrase means that specific Fibre Channel devices can be allocated storage space on subsections of a single SCSI storage device and on entire, undivided SCSI storage devices. The defendants stick to their general argument on this issue, and contend the phrase

³ The defendants argue these features are "implicitly" found in the Lui specification and in any event were disclosed in other prior art. *See Defendants' Brief*, at 12 and n.1. The Court is not persuaded that these features are "implicitly" disclosed by the Lui patent, and the other prior art briefly referenced by the defendants makes no mention of combining that prior art with the invention of the Lui patent, or vice-versa.

means storage space can only be allocated on subsections of a single divided SCSI storage device. Both parties agree this storage space, however it is defined, can only be accessed by the specified Fibre Channel device(s).

The plaintiff's proposed definition is "subsets of storage space are allocated to specific Fibre Channel devices." *See* Plaintiff's Brief, at 26. The defendants say the phrase should be defined to mean "one or more partitions that are only accessible by a single Fibre Channel device." *See* Defendants' Brief, Ex. 2. For the reasons discussed in the preceding section, the Court adopts the plaintiff's proposed construction.

IV. "supervisor unit"

This term is used in claims 1, 2 and 10 of the '972 patent. The plaintiff contends this term should be defined as "a microprocessor programmed to process data in a buffer in order to map between Fibre Channel devices and SCSI devices and which implements access controls." *See* Plaintiff's Brief, at 25. The defendants argue the term should be defined as "an Intel 80960RP processor" with several specific features. *See* Defendants' Brief, Ex. 2.

The defendants argue their construction is mandated by the means-plus-function analysis of § 112(6) of the Patent Act, because the claims of the '972 patent do not adequately describe the "supervisor unit" to be used. *See* Defendants' Brief, at 15-17. The plaintiff argues that § 112(6) does not apply because the term "means" is not used with the term "supervisor unit" and because the term "supervisor unit" is adequately described by other claim language in the '972 patent. *See* Plaintiff's *Markman* Exhibits, at 35-39.

Section 112(6) of the Patent Act provides that when a claim refers to the "means for" a

specific act, but fails to adequately describe these means, the means then must be defined by reference to the specification. *See* 35 U.S.C. § 112(6).⁴ If the claim language at issue does not include the term “means,” there is a presumption that the § 112(6) means-plus-function analysis does not apply. *See Al-Site Corp. v. VSI Int’l, Inc.*, 174 F.3d 1308, 1318 (Fed. Cir. 1999) (“[W]hen an element of a claim does not use the term ‘means,’ treatment as a means-plus-function claim element is generally not appropriate.”). To overcome this presumption, the party seeking to apply § 112(6) must show the claim language at issue is purely functional and that other claim language does not adequately describe the disputed term. *See id.* (“[W]hen it is apparent that the element invokes purely functional terms, without the additional recital of specific structure or material for performing that function, the claim element may be a means-plus-function element despite the lack of express means-plus-function language.”). From a review of the claim language as a whole, the Court agrees with the plaintiff that the term “supervisor unit” is not purely functional, but refers instead to a device that can perform the tasks specifically listed in the claim language of the ‘972 patent. Specifically, claims 1, 2 and 10 of the ‘972 patent describe a “supervisor unit” that can: (1) maintain and map the configuration of networked Fibre Channel and SCSI storage devices; (2) include in this configuration an allocation of specific storage space to specific Fibre Channel devices; (3) implement access controls for the SCSI storage devices; and (4) process data in the storage router’s buffer to allow an exchange between the Fibre Channel and SCSI storage devices. *See* ‘972 Patent,

⁴ Section 112(6) reads as follows: “An element in a claim for a combination may be expressed as a means or step for performing a specified function without the recital of structure, material, or acts in support thereof, and such claim shall be construed to cover the corresponding structure, material, or acts described in the specification and equivalents thereof.” 35 U.S.C. § 112(6).

at Claims 1, 2 and 10. These are the same tasks described in the plaintiff's proposed definition. In addition, the specification expressly defines the "supervisor unit" as "a microprocessor" (a computer chip) and specifically as "a microprocessor for controlling operation of storage router 56 and to handle mapping and security access for requests between Fibre Channel 52 and SCSI bus 54." See *id.* at 5:7 - 5:10. However, neither the specification (nor the claim language) limits the '972 patent to the specific Intel computer chip referenced by the defendants. Although the defendants correctly point out that the Intel 80960 chip is the only computer chip expressly named in the '972 patent and the specification describes many features this chip, the defendants fail to note that the Intel 80960 chip is listed as only "one implementation" of the claimed invention's microprocessor. See '972 Patent, at 5:63. The defendants are attempting exactly what the Federal Circuit prohibits – to limit the claims to the preferred embodiment and examples of the specification. "This court has cautioned against limiting the claimed invention to preferred embodiments or specific examples in the specification." *Comark*, 156 F.3d at 1186 (quoting *Texas Instruments, Inc. v. United States Int'l Trade Comm'n*, 805 F.2d 1558, 1563 (Fed. Cir. 1988)). The Court will not use an example of "one implementation" in the specification to limit the plain language of the claims. Accordingly, the Court adopts the plaintiff's definition of "supervisor unit" and will construe that term as used in the claims of the '972 patent to mean "a microprocessor programmed to process data in a buffer in order to map between Fibre Channel devices and SCSI devices and which implements access controls."

V. "SCSI storage devices"

This term is used in claims 1, 4, 7, 9-11 and 14 of the '972 patent. The plaintiff argues that this term essentially needs no further definition because the term SCSI is so well-known in the industry, but proposes that the term can be further defined as "any storage device including, for

example, a tape drive, CD-ROM drive, or a hard disk drive that understands the SCSI protocol and can communicate using the SCSI protocol.” See Plaintiff’s Brief, at 18. The defendants argue the term should be defined as “any storage device that uses a SCSI standard and has a unique BUS:TARGET:LUN address.” See Defendants’ Brief, Ex. 2.

The Court agrees with the plaintiff. Essentially, the defendants contend their narrow definition should be used because it “comports with ‘972 specification” and its discussion of SCSI storage devices. See Defendant’s Brief, at 14. However, the specification language referred to by the defendants is only one example of how the SCSI storage device addressing scheme “can” be represented. See ‘972 Patent, at 7:39. Again, the defendants are impermissibly trying to limit the claim language to an example given in the specification. See *Comark*, 156 F.3d at 1186-87. For the sake of extra clarity, the Court will adopt the plaintiff’s proposed definition for this term.

VI. “process data in the buffer”

This phrase is used in claims 1 and 10 of the ‘972 patent. The plaintiff argues the phrase is adequately defined on its own and by the surrounding claim language. The defendants contend the phrase should be defined as “to manipulate data in the buffer in a manner to (a) achieve mapping between Fibre Channel and SCSI devices, and (b) apply access controls and routing functions.” See Defendants’ Brief, Ex. 2.

The plain language of claims 1 and 10 disclose that the supervisor unit (the microprocessor) processes data in the buffer “to interface between the Fibre Channel controller and the SCSI controller to allow access from Fibre Channel initiator devices to SCSI storage devices using the native low level, block protocol in accordance with the configuration.” See ‘972 Patent, at Claims 1 and 10. This language adequately describes what it means to “process data in the buffer” for these

claims. Simply because the specification may use slightly different language to describe this “processing,” *see id.* at 5:18 - 5:20, does not entitle the defendants to adopt the specification language over the plain language of the claims. The Court will not further define this phrase.

VII. “storage router”

This term is used in claims 1-7 and 10 of the ‘972 patent. The plaintiff argues the term needs no further definition for claims 1-6, and for claim 7 it should be defined as “a device which provides virtual local storage, maps, implements access controls, and allows access using native low level block protocols.” *See* Plaintiff’s Brief, at 27. The defendants contend the term should mean “a bridge device that connects a Fibre Channel link directly to a SCSI bus and enables the exchange of SCSI command set information between application clients on SCSI bus devices and the Fibre Channel links.” *See* Defendants’ Brief, Ex. 2.

The defendants do not make any argument for their proposed definition in their brief, and did not discuss the term at the July 25 hearing. In their notebook of exhibits presented at the hearing, the defendants include one page which supports their definition with a quote from the specification. *See* Defendants’ *Markman* Exhibits, “Markman Presentation” Tab, at 22. This argument is disingenuous. The specification language quoted by the defendants is immediately followed by several sentences further defining “storage router.” Indeed, the next sentence begins “Further, the storage router applies access controls” *See* ‘972 Patent, at 5:30. The defendants’ attempt to limit the term “storage router” to one of several descriptive sentences in the specification is not well-taken. In addition, the Court finds the term “storage router,” as used in all claims of the ‘972 patent, is adequately described by the additional language of the claims, which discloses in detail the various functions and/or qualities of the storage router. The Court will not further define this term.

VIII. "map"

This term is used in claims 1, 7, 10 and 11 of the '972 patent. The plaintiff contends the term means "to create a path from a device on one side of the storage router to a device on the other side of the router, *i.e.* from a Fibre Channel device to a SCSI device (or vice-versa). A 'map' contains a representation of devices on each side of the storage router, so that when a device on one side of the storage router wants to communicate to a device on the other side of the storage router, the storage router can connect the devices." *See* Plaintiff's Brief, at 22. The defendants argue the term means "to translate addresses." *See* Defendants' Brief, Ex. 2.

In support of their definition, the defendants point only to a dictionary definition of "map." *See* Defendants' Brief, at 13 and Ex. 4. The plaintiff, on the other hand, cites to specific portions of the specification that support its definitions of map (both as a verb and a noun) as used in the claims of the '972 patent. *See* Plaintiff's Brief, at 22 (citing '972 Patent, at 1:66-2:5 and 6:65-7:6). Because intrinsic evidence is far more salient than a dictionary definition, and because the Court agrees that the specification language cited by the plaintiff supports its construction of the term "map," the Court will adopt the plaintiff's proposed definition of this term.

IX. "Fibre Channel protocol unit" and "SCSI protocol unit"

These terms are used in claims 5 and 6 of the '972 patent. The plaintiff contends these phrases should be defined as "a portion of the Fibre Channel controller which connects to the Fibre Channel transport medium" and "a portion of the SCSI controller which interfaces to the SCSI bus." *See* Plaintiff's Brief, at 27. The defendants say the terms mean "block and equivalents thereof that connects to the Fibre Channel transport medium" and "block and equivalents thereof that connects to the SCSI bus transport medium." *See* Defendants' Brief, Ex. 2.

The defendants argue the means-plus-function analysis of § 112(6) should apply here because the terms are well-known and are not defined in two dictionaries cited by the defendants. *See* Defendants' Brief, at 7-8, 14-15, Ex. 4 and Ex. 5. However, the defendants do not indicate how the term should be defined in reference to the specification, and in fact contend "the '972 specification fails to reveal any structure corresponding to the claimed function." *See id.* at 8 and 15. The defendants then propose the word "block" should be used to describe these terms because the "protocol units" are "simply depicted as a block within the diagram of Figure 5" of the '972 patent. *See id.* This reasoning is wholly unpersuasive. Simply because a figure in the patent physically depicts the protocol units in a block-like shape, it does not follow that the units should be defined as "blocks or equivalents thereof." Under that reasoning, the SCSI storage devices, which are physically depicted as cylinders in the '972 patent, could be defined simply as "cylinders, oil drums or monkey barrels, or equivalents thereof." As the plaintiff correctly points out, the language of claims 5 and 6 plainly states that the "protocol units" for both devices are part of the "controllers" for the devices, and are intended to "connect" the devices to various "transport media" (*i.e.*, to various cables). *See* '972 Patent, at Claims 5 and 6. Accordingly, the Court adopts the plaintiff's definitions for these terms, and will construe the terms to mean "a portion of the Fibre Channel controller which connects to the Fibre Channel transport medium" and "a portion of the SCSI controller which interfaces to the SCSI bus."

X. "interface"

In their Joint Stipulation of Claim Construction, the parties claim the meaning of the term "interface" is in dispute. However, this phrase is not discussed in any of the parties' briefs, and neither side presented an argument at the July 25 hearing as to why the term is disputed. This term

has a standard and ordinary meaning – even to a federal judge – and the Court will not further define it.

XI. Undisputed Terms

Finally, in their Joint Stipulation of Claim Construction, the parties have stipulated to the construction of 17 other terms in the '972 patent. The Court will therefore adopt these stipulated constructions, solely for the purpose of this lawsuit.

Accordingly, the Court enters the following order:

IT IS ORDERED that the attached construction of the patent claims will be incorporated into any jury instructions given in this cause and will be applied by the Court in ruling on the issues raised in summary judgment.

SIGNED on this 26th day of July 2000.


UNITED STATES DISTRICT JUDGE

**CONSTRUCTION OF CLAIMS
U.S. PATENT NO. 5,941,972**

Disputed Terms

The phrase "implements access controls for storage space on the SCSI storage devices" means provides controls which limit a computer's access to a specific subset of storage devices or sections of a single storage device.

The phrase "allocation of subsets of storage space to associated Fibre Channel devices, wherein each subset is only accessible by the associated Fibre Channel device" means subsets of storage space are allocated to specific Fibre Channel devices.

A "supervisor unit" is a microprocessor programmed to process data in a buffer in order to map between Fibre Channel devices and SCSI devices and which implements access controls.

A "SCSI storage device" is any storage device including, for example, a tape drive, CD-ROM drive, or a hard disk drive that understands the SCSI protocol and can communicate using the SCSI protocol.

The term "map" means to create a path from a device on one side of the storage router to a device on the other side of the router, *i.e.* from a Fibre Channel device to a SCSI device (or vice-versa). A "map" contains a representation of devices on each side of the storage router, so that when a device on one side of the storage router wants to communicate with a device on the other side of the storage router, the storage router can connect the devices.

A "Fibre Channel protocol unit" is a portion of the Fibre Channel controller which connects to the Fibre Channel transport medium.

A "SCSI protocol unit" is a portion of the SCSI controller which interfaces to the SCSI bus.

Stipulated / Undisputed Terms

A "buffer" is a memory device that is utilized to temporarily hold data.

A "direct memory access (DMA) interface" is a device that acts under little or no microprocessor control to access memory for data transfer.

A "Fibre Channel" is a known high-speed serial interconnect, the structure and operation of which is described, for example, in Fibre Channel Physical and Signaling Interface (FC-PH), ANSI X3.230 Fibre Channel Arbitrated Loop (FC-AL), and ANSI X3.272 Fibre Channel Private Loop Direct Attach (FC-PLDA).

A "Fibre Channel controller" is a device that interfaces with a Fibre Channel transport medium.

A "Fibre Channel device" is any device, such as a computer, that understands Fibre Channel protocol and can communicate using Fibre Channel protocol.

"Fibre Channel protocol" is a set of rules that apply to Fibre Channel.

A "Fibre Channel transport medium" is a serial optical or electrical communications link that connects devices using Fibre Channel protocol.

A "first-in-first-out queue" is a multi-element data structure from which elements can be removed only in the same order in which they were inserted; that is, it follows a first in, first out (FIFO) constraint.

A "hard disk drive" is a well known magnetic storage media, and includes a SCSI hard disk drive.

An "initiator device" is a device that issues requests for data or storage.

"Maintain(ing) a configuration" means keep(ing) a modifiable setting of information.

A "native low level, block protocol" is a set of rules or standards that enable computers to exchange information and do not involve the overhead of high level protocols and file systems typically required by network servers.

A "SCSI" (Small Computer System Interface) is a high speed parallel interface that may be used to connect components of a computer system.

A "SCSI bus transport medium" is a cable consisting of a group of parallel wires (normally 68) that forms a communications path between a SCSI storage device and another device, such as a computer.

A "SCSI controller" is a device that interfaces with the SCSI bus transport medium.

"Virtual local storage" is a specific subset of overall data stored in storage devices that has the appearance and characteristics of local storage.

A "workstation" is a remote computing device that connects to the Fibre Channel, and may consist of a personal computer.

**This Page is Inserted by IFW Indexing and Scanning
Operations and is not part of the Official Record**

BEST AVAILABLE IMAGES

Defective images within this document are accurate representations of the original documents submitted by the applicant.

Defects in the images include but are not limited to the items checked:

- BLACK BORDERS
- IMAGE CUT OFF AT TOP, BOTTOM OR SIDES
- FADED TEXT OR DRAWING
- BLURRED OR ILLEGIBLE TEXT OR DRAWING
- SKEWED/SLANTED IMAGES
- COLOR OR BLACK AND WHITE PHOTOGRAPHS
- GRAY SCALE DOCUMENTS
- LINES OR MARKS ON ORIGINAL DOCUMENT
- REFERENCE(S) OR EXHIBIT(S) SUBMITTED ARE POOR QUALITY
- OTHER: _____

IMAGES ARE BEST AVAILABLE COPY.

As rescanning these documents will not correct the image problems checked, please do not report these problems to the IFW Image Problem Mailbox.



UNITED STATES PATENT AND TRADEMARK OFFICE

UNITED STATES DEPARTMENT OF COMMERCE
United States Patent and Trademark Office
Address: COMMISSIONER FOR PATENTS
P.O. Box 1450
Alexandria, Virginia 22313-1450
www.uspto.gov

APPLICATION NUMBER	FILING OR 371 (c) DATE	FIRST NAMED APPLICANT	ATTY. DOCKET NO./TITLE
90/007,317 90/007,125	11/23/2004	6425035	HOESEI/WAB

44654
SPRINKLE IP LAW GROUP
1301 W. 25TH STREET
SUITE 408
AUSTIN, TX 78705


CONFIRMATION NO. 1634
OC000000015765945
OC000000015765945

Date Mailed: 04/18/2005

NOTICE OF ACCEPTANCE OF POWER OF ATTORNEY

This is in response to the Power of Attorney filed 04/08/2005.

The Power of Attorney in this application is accepted. Correspondence in this application will be mailed to the above address as provided by 37 CFR 1.33.


MICHELLE R EASON
3921 (571) 272-4231

OFFICE COPY



UNITED STATES PATENT AND TRADEMARK OFFICE

UNITED STATES DEPARTMENT OF COMMERCE
United States Patent and Trademark Office
Address: COMMISSIONER FOR PATENTS
P.O. Box 1450
Alexandria, Virginia 22313-1450
www.uspto.gov

APPLICATION NUMBER	FILING OR 371 (c) DATE	FIRST NAMED APPLICANT	ATTY. DOCKET NO./TITLE
90/007,317 90/007,125	11/23/2004	6425035	HOESE1/WAB

25094
DLA PIPER RUDNICK GRAY CARY US, LLP
2000 University Avenue
E. Palo Alto, CA 94303-2248

CONFIRMATION NO. 1634
OC000000015765941
OC000000015765941

Date Mailed: 04/18/2005

NOTICE REGARDING CHANGE OF POWER OF ATTORNEY

This is in response to the Power of Attorney filed 04/08/2005.

- The Power of Attorney to you in this application has been revoked by the assignee who has intervned as provided by 37 CFR 3.71. Future correspondence will be mailed to the new address of record(37 CFR 1.33).

MICHELLE R EASON
3921 (571) 272-4231

OFFICE COPY



UNITED STATES PATENT AND TRADEMARK OFFICE

UNITED STATES DEPARTMENT OF COMMERCE
 United States Patent and Trademark Office
 Address: COMMISSIONER FOR PATENTS
 P.O. Box 1450
 Alexandria, Virginia 22313-1450
 www.uspto.gov

APPLICATION NO.	FILING DATE	FIRST NAMED INVENTOR	ATTORNEY DOCKET NO.	CONFIRMATION NO.
90/007,125 <i>80/007,317</i> 44654	07/19/2004 7590 05/24/2005	6425035	I006-8910	2298
SPRINKLE IP LAW GROUP 1301 W. 25TH STREET SUITE 408 AUSTIN, TX 78705			EXAMINER <i>Fleming, Fritz</i>	
			ART UNIT <i>2182</i>	PAPER NUMBER
DATE MAILED: 05/24/2005				

Please find below and/or attached an Office communication concerning this application or proceeding.



UNITED STATES DEPARTMENT OF COMMERCE
Patent and Trademark Office

Address: ASSISTANT COMMISSIONER FOR PATENTS

Washington, D.C. 20231

APPLICATION NO./ CONTROL NO.	FILING DATE	FIRST NAMED INVENTOR / PATENT IN REEXAMINATION	ATTORNEY DOCKET NO.
90/007,125 90/007,317	07/19/2004	6425035	I006-8910

Larry E. Severin
Wang, Hartman & Gibbs, PC
1301 Dove Street
Suite 1050
Newport Beach, CA 92660

EXAMINER

Fleming, Fritz

ART UNIT	PAPER
----------	-------

2182

DATE MAILED: 05/24/05

Please find below and/or attached an Office communication concerning this application or proceeding.

Commissioner of Patents and Trademarks

CC: SPRINKLE IP LAW GROUP
1301 W. 25th Street
Suite 408
Austin, TX 78705



UNITED STATES PATENT AND TRADEMARK OFFICE

Commissioner for Patents
United States Patent and Trademark Office
P.O. Box 1450
Alexandria, VA 22313-1450
www.uspto.gov

DO NOT USE IN PALM PRINTER

(THIRD PARTY REQUESTER'S CORRESPONDENCE ADDRESS)

EX PARTE REEXAMINATION COMMUNICATION TRANSMITTAL FORM

REEXAMINATION CONTROL NO. 90/007,125 merged with 7,317.

PATENT NO. 6425035.

ART UNIT 2182.

Enclosed is a copy of the latest communication from the United States Patent and Trademark Office in the above identified *ex parte* reexamination proceeding (37 CFR 1.550(f)).

Where this copy is supplied after the reply by requester, 37 CFR 1.535, or the time for filing a reply has passed, no submission on behalf of the *ex parte* reexamination requester will be acknowledged or considered (37 CFR 1.550(g)).

Office Action in Ex Parte Reexamination	Control No. 90/007,125 merged with 7,317	Patent Under Reexamination 6425035	
	Examiner Fritz M. Fleming	Art Unit 2182	

-- The MAILING DATE of this communication appears on the cover sheet with the correspondence address --

- a Responsive to the communication(s) filed on 06 April 2005. b This action is made FINAL.
 c A statement under 37 CFR 1.530 has not been received from the patent owner.

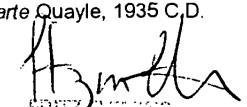
A shortened statutory period for response to this action is set to expire 2 month(s) from the mailing date of this letter. Failure to respond within the period for response will result in termination of the proceeding and issuance of an *ex parte* reexamination certificate in accordance with this action. 37 CFR 1.550(d). **EXTENSIONS OF TIME ARE GOVERNED BY 37 CFR 1.550(c).** If the period for response specified above is less than thirty (30) days, a response within the statutory minimum of thirty (30) days will be considered timely.

Part I THE FOLLOWING ATTACHMENT(S) ARE PART OF THIS ACTION:

1. Notice of References Cited by Examiner, PTO-892. 3. Interview Summary, PTO-474.
 2. Information Disclosure Statement, PTO-1449. 4. _____

Part II SUMMARY OF ACTION

- 1a. Claims 1-14 are subject to reexamination.
 1b. Claims _____ are not subject to reexamination.
 2. Claims _____ have been canceled in the present reexamination proceeding.
 3. Claims _____ are patentable and/or confirmed.
 4. Claims 1-14 are rejected.
 5. Claims _____ are objected to.
 6. The drawings, filed on 7/19/2004 are acceptable.
 7. The proposed drawing correction, filed on _____ has been (7a) approved (7b) disapproved.
 8. Acknowledgment is made of the priority claim under 35 U.S.C. § 119(a)-(d) or (f).
 a) All b) Some* c) None of the certified copies have
 1 been received.
 2 not been received.
 3 been filed in Application No. _____
 4 been filed in reexamination Control No. _____
 5 been received by the International Bureau in PCT application No. _____
 * See the attached detailed Office action for a list of the certified copies not received.
 9. Since the proceeding appears to be in condition for issuance of an *ex parte* reexamination certificate except for formal matters, prosecution as to the merits is closed in accordance with the practice under *Ex parte* Quayle, 1935 C.D. 11, 453 O.G. 213.
 10. Other: _____


 PROSECUTOR
 PATENT AND TRADEMARK OFFICE
 GROUP 100

cc: Requester (if third party requester)

Application/Control Number: 90/007,125 merged with 7,317
Art Unit: 2182

Page 2

Reexamination

1. In order to ensure full consideration of any amendments, affidavits or declarations, or other documents as evidence of patentability, such documents must be submitted in response to this Office action. Submissions after the next Office action, which is intended to be a final action, will be governed by the requirements of 37 CFR 1.116, which will be strictly enforced.

Extensions of time under 37 CFR 1.136(a) will not be permitted in these proceedings because the provisions of 37 CFR 1.136 apply only to "an applicant" and not to parties in a reexamination proceeding. Additionally, 35 U.S.C. 305 requires that reexamination proceedings "will be conducted with special dispatch" (37 CFR 1.550(a)). Extension of time in *ex parte* reexamination proceedings are provided for in 37 CFR 1.550(c).

2. A shortened statutory period for response to this action is set to expire **2 months from the mailing date of this letter.**

1. The patent owner is reminded of the continuing responsibility under 37 CFR 1.565(a) to apprise the Office of any litigation activity, or other prior or concurrent proceeding, involving Patent No. 6,425,035 throughout the course of this reexamination proceeding. The third party requester is also reminded of the ability to similarly apprise the Office of any such activity or proceeding throughout the course of this reexamination proceeding. See MPEP §§ 2207, 2282 and 2286.

2. Applicant's arguments with respect to claims 1-14 have been considered but are moot in view of the new ground(s) of rejection.

Application/Control Number: 90/007,125 merged with 7,317
Art Unit: 2182

Page 3

It is to be noted that each independent claim (i.e. 1,7,11) has the phrase "using native low level, block protocols", which per the interview for 90/007127, distinguishes over the art of record used in the first office action. However, instead of being able to close out prosecution with this action, a new non-final action is being issued. This is due to the filing of the IDS after the mailing date of the first office action. Had this information, namely the Spring (UK GB 2297636), been filed prior to the first office action, these issues would have been taken into account in the first office action. Since there was no statement similar to that of 37 CFR 1.97(e), an action based solely upon art cited by the patent owner could have been made final, even when the claims are not amended (see below). Since the art cited by the patent owner led to the discovery of other references used in this rejection, this action cannot be made final, but does certainly delay a final action on the claimed subject matter.

MPEP 2171:

III. ART CITED BY PATENT OWNER DURING PROSECUTION

Where art is submitted in a prior art citation under 37 CFR 1.501 and/or 37 CFR 1.555 (an IDS filed in a reexamination is construed as a prior art citation) and the submission is not accompanied by a statement similar to that of 37 CFR 1.97(e), the examiner may use the art submitted and make the next Office action final whether or not the claims have been amended, provided that no other new ground of rejection is introduced by the examiner based on the new art not cited in the prior art citation. See MPEP § 706.07(a).

Claim Rejections - 35 USC § 103

3. The following is a quotation of 35 U.S.C. 103(a) which forms the basis for all obviousness rejections set forth in this Office action:

Application/Control Number: 90/007,125 merged with 7,317
Art Unit: 2182

Page 4

(a) A patent may not be obtained though the invention is not identically disclosed or described as set forth in section 102 of this title, if the differences between the subject matter sought to be patented and the prior art are such that the subject matter as a whole would have been obvious at the time the invention was made to a person having ordinary skill in the art to which said subject matter pertains. Patentability shall not be negated by the manner in which the invention was made.

4. The factual inquiries set forth in *Graham v. John Deere Co.*, 383 U.S. 1, 148

USPQ 459 (1966), that are applied for establishing a background for determining

obviousness under 35 U.S.C. 103(a) are summarized as follows:

1. Determining the scope and contents of the prior art.
2. Ascertaining the differences between the prior art and the claims at issue.
3. Resolving the level of ordinary skill in the pertinent art.
4. Considering objective evidence present in the application indicating obviousness or nonobviousness.

5. This application currently names joint inventors. In considering patentability of the claims under 35 U.S.C. 103(a), the examiner presumes that the subject matter of the various claims was commonly owned at the time any inventions covered therein were made absent any evidence to the contrary. Applicant is advised of the obligation under 37 CFR 1.56 to point out the inventor and invention dates of each claim that was not commonly owned at the time a later invention was made in order for the examiner to consider the applicability of 35 U.S.C. 103(c) and potential 35 U.S.C. 102(e), (f) or (g) prior art under 35 U.S.C. 103(a).

6. Claims 7-9,11-14 are rejected under 35 U.S.C. 103(a) as being unpatentable over Spring (UK GB 2297636—Spring) in view of Oeda et al. (Oeda).

Starting with the independent claim 7, one finds an apparatus per Figure 1 comprising a plurality of user workstations (USER 1-4 each having 15-18), a corresponding plurality of first transport medium (un-numbered) connecting the USERS to the storage router (server 20), which in turn is connected to a plurality of storage

Application/Control Number: 90/007,125 merged with 7.317
Art Unit: 2182

Page 5

devices in the form of drives 1-5 (21-25) via a corresponding set of second transport medium (again un-numbered). Thus the storage router (server 20) interfaces between the workstations and the storage devices, as shown in detail in Figure 2, wherein the processor 28 controls the USER interface circuits 26 and the disk drive interface circuits 27. The internal memory 29 provides programmed instructions for the processor 28. The storage router (server 20) is connected to each USER via a SCSI interface, and in turn to the emulated SCSI drive (drives 21-25). See for example, pages 5-7. Thus, an apparatus for providing virtual local storage (at drives 21-25) on remote storage devices (21-25 are remote from workstations 15/16) connected to one transport medium (the non-numbered connections from the shared file server 20 to the drives 21-25) to devices (workstations 15/16, of which 4 are shown) connected to another transport medium (the un-numbered connections between the workstations 15/16 and the file server 20) is shown in Figure 1. The method of providing virtual local storage is set forth at page 3, wherein it is disclosed that a method of storing data at a large storage volume which emulates (hence makes virtual) a plurality of removable disc drives (the local storage). See also page 10, lines 1-3, wherein step 34 describes a data transfer in which the local operating software **may read and write to logical drives as if they were local removable disc drives**, thereby anticipating the virtual local storage, as the drives themselves are remote to the users, but appear to the user's as the conventional local removable disc drives, and hence virtual local storage as logical drives emulate (i.e. virtual) the removable disc drives (the local storage). Thus the storage router (server 20) interfaces with the first and second transport medium and provides the

Application/Control Number: 90/007,125 *merged with 7,317*
Art Unit: 2182

Page 6

virtual local storage to the USERS. There is a mention of a look up table (68) for each logical drive, but such is not the mapping between the workstations and storage devices as claimed, noting that USERS access logical drives. The implementing of access controls is clearly described throughout the disclosure, especially noting that each USER has access to a large number of removable disc drives (see page 7, lines 18-27), thereby teaching the implementation of some sort of access controls, with the storage router (server 20) determining if the requested drive is available, and if so, granting access to the requesting workstation (see page 8, lines 10-17). Thus the access is ultimately controlled and allowed by the storage router (server 20). All of this is done by native low level, block protocol (NLLBP), as the only protocol used from the USERS to the storage router and by the storage router (server 20) is that of the SCSI protocol, such being selected so that the storage router (server 20) will return data back to the USER via the SCSI protocol (page 8, lines 10-17), as the processor 15 (of a USER) issues commands over the SCSI interface (page 8 lines 4-9). Per page 12, lines 14-26, the local operating system of the USER (62) thinks it is accessing a conventional SCSI drive via communications over a conventional SCSI interface to the storage router SCSI interface (65), wherein the communication conforms to establish SCSI protocols without having to embed network software within the workstations. Furthermore, the server operating system (66) converts the SCSI sector definitions into physical data blocks for each logical drive, such that the server operating system (60) emulates an SCSI disc drive per Figure 5. Finally note that the storage router (server 20) grants access to an emulated logical disc drive (page 9, lines 17-19) via mount and dismount commands

Application/Control Number: 90/007,125 merged with 7,317
Art Unit: 2182

Page 7

(pages 9 and 10) and that the storage router (server 20) has to keep track of user created blocks, such that the USER is presented with a user interface allowing existing logical drives to be selected as well as new logical drives to be defined (page 12, lines 9-13), all via the use of the SCSI NLLBP. Communications between the USERS and the storage router (server 20) is implemented using established protocols, preferred to be SCSI, which is in turn, the claimed use of the NLLBP, as this is used from the USER to the storage router to the disc drives. While look up tables and keeping track of USER blocks is mentioned, this does not set forth a mapping between the workstations and the storage devices, noting that Spring is using logical drives for the USERS.

In the same field of endeavor, Oeda et al. (Oeda) teaches that it is old and well known per Figure 4 to have a plurality of HOSTs (i.e. 1A,B) connected to a SCSI bus (2), which is then in turn connected to a disk controller (5) and a disk drive unit (4). Per Figure 4, it is clearly shown that the disk drive (4) is divided into subsets mapped to the HOSTs, wherein HOST 1A is only allowed to access its partition (41), HOST 1B is only allowed to access its partition (42), and either HOST is granted a shared read only access to the shared partition (43). The partitions (41-43) are assigned to the HOSTs as is shown, with the purpose of the assigned partitions avoiding erroneous partition access and data destruction (column 7, line 53-column 8, line 30). Thus a mapping between workstations (in the form of HOSTs) and the assigned partitions (41-43) is clearly shown, such that a HOST 1A can only request partitions 41 and 43 (the implementing of storage area access controls), and is prevented from erroneously accessing the Host 1B partition 42 (see column 8, lines 13-16), which is the ultimate

Application/Control Number: 90/007,125 merged with 7,317
Art Unit: 2182

Page 8

allowing of access to only those partitions of the storage area for which access control has been mapped. Furthermore, the disk controller (5 and functioning as a storage router) performs exclusive control between the HOSTs and the drive per Figure 2, wherein the SCSI CONTROL LSI has the ID REGISTERS (71-73) which contains the DEVICE IDs and thus compares the requested device ID by a HOST to the stored IDs and grants or denies access based upon the mapping of Figure 4. Since each partition has a SCSI ID, each partition is seen as a logical drive (and can be assigned different logical unit numbers – LUNs – column 6, lines 34-37), as the HOST sees three separate disk storage devices. The protocol used is that of the SCSI standard, with the 7 phases set forth at column 5, again showing that access from the HOSTs to the storage router (i.e. the disk controller 5 as it performs the mapping, access controls, and granting of access) to the disk drive unit (4) is exclusively SCSI, thus exhibiting the use of a NLLBP as claimed.

Therefore it would have been obvious to one having ordinary skill in the art at the time that the invention was made to modify Spring 636 in view of Oeda for the express purpose of providing a plurality of USERS/HOSTs mapped and controlled access to assigned partitions in order to avoid erroneous disk access and data destruction. In combination, each USER/HOST is granted access to only its subset partition (i.e. logical disk) to which it is mapped. The USERS are a plurality of workstations, and the storage devices are a plurality of disc drives, noting that Oeda supports an array of drives (17) divided into partitions (171-173) such that it performs as a RAID, as does SPRING '636, with each device seen by a HOST independent from one another (Oeda columns 6 and

Application/Control Number: 90/007,125 merged with 7,317
Art Unit: 2182

Page 9

7). Thus when combined, the plurality of disc drives are divided into partitions mapped to specific USERS/HOSTs, so that access is controlled and granted via the mapping, performed by the storage router (the combined server 20 and disk controller 5).

As far as claims 11-14 are concerned, the method limitations are rendered obvious by the combined teachings of Spring '636 in view of Oeda. For example, the preamble to claim 11 sets forth "one" and "another" transport medium, while the body of the claim only refers to "first" and "second" medium, which only enumerates the medium, but does not require them as being different. Combined, Spring '636 in view of Oeda sets forth the method by which the USERS/HOSTs are interfaced with the disk drives (storage) such that the storage router (the combined teachings of the server 20 and the disk controller 5) provides the claimed mapping, implementing of the access controls, and the allowing access using only the SCSI protocol, which is a NLLBP.

7. Claims 1-6 and 10 are rejected under 35 U.S.C. 103(a) as being unpatentable over Spring '636 in view of Oeda as applied to claims 7-9 and 11-14 above, and further in view of Jibbe et al. (Jibbe).

Spring '636 in view of Oeda set forth the use of a storage router to provide mapping, access control and access granting of USER/HOST requests to the storage disks. Per Spring '636, the server (20) has interfaces (26,27), a CPU (28) connected to the interfaces, and a memory for CPU instructions (29), using SCSI protocol (a NLLBP) end to end. See Figure 2. Per Oeda, the disk controller (5) provides mapping and access control and granting based upon the SCSI CONTROL LSI (6) and the ID REGISTERS (71-73) from the HOSTs (1A,B) to the disk(s) (either 4 or the array17)

Application/Control Number: 90/007,125 merged with 7,317
Art Unit: 2182

Page 10

using the SCSI protocol (a NLLBP) end to end. What is lacking is the specific detail of the SCSI HOST to SCSI DISK controller.

In the same field of endeavor, Jibbe teaches that it is old and well known to use a SCSI-SCSI controller for HOST to disk array access. See for example, Figure 1, which sets forth the use of a microprocessor (51) coupled to the HOST SCSI interface controller 14 and the SCSI disk drive interface controllers (31-35), such that the microprocessor controls the interfaces (column 4, lines 1-9). The SCSI Array Data Path Chip (ADP 10) interconnects the SCSI data bus (16) with the SCSI data busses (21-25), and is also under the control of the microprocessor controller (51). The DMA FIFO BLOCK 70 holds data received from the host until the array is ready to accept it and to hold data from the disk array until the host is ready to accept it (column 5, lines 14-21). The DMA interface (14) is coupled to the FIFO (70) as well as the first protocol unit (SCSI adapter 14), such that the HOST SCSI adapter (i.e. a first controller) is operable to pull data from and place data into the FIFO (70), with the second controllers (SCSI interfaces 31-35) operable to pull data from and place data into the FIFO (70), under the control of the supervisory unit (microprocessor 51) and its bus (53) that couples it to the interface controllers (14 and 31-35). The memory (36) is a 64kByte SRAM that provides memory workspace during read/modify/write operations of RAID 5 and is also coupled to the microprocessor/supervisor (51) via the ADP (10). Thus the memory (36) and the FIFO (70) provide memory work space for the array controller and allows the microprocessor/supervisor (51) to process data stored therein to allow a HOST to interface with the disk storage. It is also expressly taught that the data path architecture

Application/Control Number: 90/007,125 merged with 7,317
Art Unit: 2182

Page 11

can be constructed with ESDI, IPI or EISA devices rather than with SCSI devices (column 11, lines 40-43). In summary, Jibbe teaches a supervisor unit 51 coupled to first and second controllers (14 and 31-35), an ADP (10) and buffers (36 and 70), such that the supervisory unit controls the controllers and buffers and the ADP for the express purpose of configurability between RAID 1,3-5 levels, as well as the use of the FIFO buffers for holding data until the host/disk drives are ready. The Host DMA interface (14) is coupled to the SCSI controller (14) and the FIFO buffers/queues (70/101-105) and the buffer (36—internal to the Figure 1 disk array controller).

Therefore it would have been obvious to one having ordinary skill in the art at the time that the invention was made to modify Spring '636 in view of Oeda by the teachings of Jibbe in order to provide for increased RAID functionality via the SCSI disk array controller details, which in turn provide for configurability between various RAID levels (certainly desirable as both Spring '636 and Oeda are concerned with various RAID levels), as well as the ability to buffer data until the host/disks are ready. The combination is proper as Spring '636 and Oeda use SCSI controllers between the host and disk(s) and RAID configurations. Spring '636 even lays out the same basic functionality as Jibbe's array controller in the storage router (server 20), with the required ability to interface with the host and disks via the SCSI protocol. Oeda also provides host to disk interfacing with mapping, access control and access granting in a SCSI protocol environment. It is also to be noted that claims 5 and 6 each depend from claim 1, and thus the single DMA interface of Jibbe that is coupled to the SCSI controller (14) and the disk drive controllers (31-35) meets the claims, because at most,

Application/Control Number: 90/007,125 *merged with 7,317*
Art Unit: 2182


Page 12

only one DMA interface is needed at a time via the claim structure. Thus Jibbe provides the details of a SCSI disk array controller needed by Spring '636 and Oeda, and the combined teachings of Spring '636 and Oeda and Jibbe render the claims obvious per the above analysis.

Any inquiry concerning this communication or earlier communications from the examiner should be directed to Fritz M. Fleming whose telephone number is 571-272-4145. The examiner can normally be reached on M-F, 0600-1500.

If attempts to reach the examiner by telephone are unsuccessful, the examiner's supervisor, Jeffrey Gaffin can be reached on 571-272-4146. The fax phone number for the organization where this application or proceeding is assigned is 703-872-9306. Any fax should be sent to the CRU at 571-273-0100.


Information regarding the status of an application may be obtained from the Patent Application Information Retrieval (PAIR) system. Status information for published applications may be obtained from either Private PAIR or Public PAIR. Status information for unpublished applications is available through Private PAIR only. For more information about the PAIR system, see <http://pair-direct.uspto.gov>. Should you have questions on access to the Private PAIR system, contact the Electronic Business Center (EBC) at 866-217-9197 (toll-free).


Fritz M Fleming
Primary Examiner
Art Unit 2182

fmf

Pub. L. date
FRANCIS M. LAUFER, PH.D. J.D.
SPECIAL PROGRAM EXAMINER -
TECHNOLOGY CENTER 2100

*PROCESSED
MAY 2014*


JEFFREY GAFFIN
SUPERVISORY PATENT EXAMINER
TECHNOLOGY CENTER 2100



IN THE UNITED STATES PATENT AND TRADEMARK OFFICE	
INFORMATION DISCLOSURE STATEMENT BY APPLICANTS	
Atty. Docket No. (Opt.) CROSS1123-17 CROSS1123-19	
Applicants Geoffrey B. Hoese et al.	
Application Number 90/007,125 90/007,317	Filed 07/19/2004 07/19/2004
For Storage Router and Method for Providing Virtual Local Storage	
Group Art Unit 2182	Examiner Fleming, Fritz M.
Certification Under 37 C.F.R. §1.8	
I hereby certify that this document is being deposited with the United States Postal Service as First Class Mail in an envelope addressed to: Commissioner for Patents, P.O. Box 1450, Alexandria, VA 22313 on March 23, 2005.	
 Janice Pampell	

Commissioner for Patents
P.O. Box 1450
Alexandria, VA 22313

Applicants respectfully request, pursuant to 37 C.F.R. §§ 1.555, 1.56, 1.97 and 1.98, that the art listed on the attached SBO8-A and SBO8-B forms be considered and cited in the examination of the above-identified reexamination application. Since the present Application was filed after June 30, 2003, a copy of any U.S. Patent and any U.S. Patent Application Publications cited on the attached SBO8-A form is not being submitted with this Information Disclosure Statement pursuant to the waiver of 37 C.F.R. S 1.98(a)(2)(i) by the U.S. Patent and Trademark Office. Several documents are included on the enclosed CD-Rom for the convenience of the Examiner. If the Examiner would like hard copies of these documents, we will gladly provide them.

Furthermore, pursuant to 37 C.F.R. §§ 1.97(g) and (h), no representation is made that a search has been made or that this art is material to patentability of the present application. Applicants respectfully submit that the claims of Applicants' above-referenced patent is patentably distinguishable from these references. Applicants respectfully request consideration of these references. The Commissioner is hereby authorized to charge any fees due, or refund any credit, to Deposit Account No. 50-3183 of Sprinkle IP Law Group for any fee under 37 C.F.R. §1.17.

Respectfully submitted,
Sprinkle IP Law Group
Attorneys for Applicants

John L. Adair
Reg. No. 48,828

Dated: *March 23, 2005*
1301 W. 25th Street, Suite 408
Austin, TX 78705
T. 512-637-9220 / F. 512-371-9088



PTO/SB/08A (04-03)

INFORMATION DISCLOSURE STATEMENT BY APPLICANT				Application Number	90/007,125 & 90/007,317
				Filing Date	07/19/2004
				First Named Inventor	Hoese, Geoffrey
				Group Art Unit	2182
				Examiner Name	Fleming, Fritz M.
Sheet	1	OF	2	Attorney Docket Number	CROSS1123-17 & CROSS1123-19

U.S. PATENT DOCUMENTS

Examiner Initials	Cite No.	Document Number		Publication Date MM-DD-YYYY	Name of Patentee or Applicant of Cited Document	Pages, Columns, Lines Where Relevant Passages or Figures Appear
		Number	Kind Code (if known)			
RM	A1	3,082,406		03/19/1963	L.D. Stevens	
	A2	4,092,732		05/30/1978	Ouchi	
	A3	4,695,948		09/22/1987	Blevins, et al.	
	A4	4,751,635		06/14/1988	Kret	
	A5	4,864,532		09/05/1989	Reeve, et al.	
	A6	4,947,367		08/07/1990	Chang, et al.	
	A7	5,072,378		12/10/1991	Manka	
	A8	5,163,131		11/10/1992	Row, et al.	
	A9	5,239,632		08/24/1993	Larner	
	A10	5,239,643		08/24/1993	Blount, et al.	
	A11	5,257,386		10/26/1993	Saito	
	A12	5,347,384		09/13/1994	McReynolds, et al.	
	A13	5,414,820		10/09/1995	McFarland, et al.	
	A14	5,423,044		06/06/1995	Sutton, et al.	
	A15	5,465,382		11/07/1995	Day, III, et al.	
	A16	5,530,845		06/25/1996	Hiatt, et al.	
	A17	5,535,352		07/09/1996	Bridges, et al.	
	A18	5,581,714		12/03/1996	Amini, et al.	
	A19	5,596,562		06/21/1997	Chen	
	A20	5,596,736		01/21/1997	Kerns	
	A21	5,598,541		01/28/1997	Malladi	
	A22	5,680,556		10/21/1997	Begun, et al.	
	A23	5,701,491		12/23/1997	Dunn, et al.	
	A24	5,712,976		01/27/1998	Falcon, et al.	
	A25	5,729,705		03/17/1998	Weber	
	A26	5,743,847		04/28/1998	Nakamura, et al.	
	A27	5,751,975		05/12/1998	Gillespie, et al.	
	A28	5,774,683		06/30/1998	Gulick	
	A29	5,845,107		12/01/1998	Fisch, et al.	
	A30	5,857,080		10/05/1999	Jander, et al.	
	A31	5,864,653		01/26/1999	Tavallaei, et al.	
	F.M.	A32	5,867,648		02/02/1999	Foth, et al.

PMP	A33	5,884,027		03/16/1999	Garbus, et al.	
	A34	5,913,045		06/15/1999	Gillespie, et al.	
	A35	5,923,557		07/13/1999	Eidson	
	A36	5,941,969		08/24/1999	Ram, et al.	
	A37	5,949,994		09/28/1999	Boggs, et al.	
	A38	5,953,511		09/14/1999	Sescilia, et al.	
	A39	5,974,530		10/26/1999	Young	
	A40	5,978,379		11/02/1999	Chan, et al.	
	A41	5,991,797		11/23/1999	Futral, et al.	
	A42	6,000,020		12/07/1999	Chin, et al.	
	A43	6,021,451		02/01/2000	Bell, et al.	
	A44	6,070,253		01/26/1999	Tavallaei, et al.	
	A45	6,131,119		10/10/2000	Fukui	
	A46	6,134,617		10/17/2000	Weber	
	A47	6,141,737		10/31/2000	Krantz, et al.	
	A48	6,145,006		11/07/2000	Vishlitsky, et al.	
	A49	6,223,266		04/24/2001	Sartore	
	A50	6,230,218		05/08/2001	Casper, et al.	
	A51	6,260,120		07/10/2001	Blumenau, et al.	
A52	6,330,629		12/11/2001	Kondo et al.		
A53	6,363,462		03/26/2002	Bergsten		
A54	6,421,753		07/16/2002	Hoese, et al.		
A55	6,425,035		07/23/2002	Hoese, et al.		
A56	6,425,036		07/23/2002	Hoese, et al.		
A57	6,484,245		11/19/2002	Sanada, et al.		
PMP	A59	6,529,996		03/04/2003	Nguyen, et al.	
Examiner Initials	FOREIGN PATENT DOCUMENTS			Publication Date MM-DD-YYYY (Number 43)	Name of Patentee or Applicant of Cited Document	Pages, Columns, Lines Where Relevant Passages or Figures Appear
	Country Code	Number	Kind Code (if known)			
PMP	B1	GB 2296798	A	07/10/1996	Spring Consultants Limited	
PMP	B2	GB 2297636	A	08/07/1996	Spring Consultants Limited	
	B3	JP 8-230895		09/10/1996	Kikuchi, et al.	
	B4	EP 0810530	A2	12/03/1997	Sun Microsystems, Inc.	
	B5	EP 0827059	A2	03/04/1998	NEC Corporation	
	B6	WO 99/34297	A1	07/08/1999	Crossroads Systems, Inc.	
	B7	GB 2341715				
	B8	JP 6301607				
PMP	B9	WO 98/36357		1998		
Examiner Signature	H. J. M. [Signature]			Date Considered	5/23/2005	

PTOSA/088 (08-00)

FORM PTO 1449 US Department of Commerce Patent and Trademark Office			Application Number	90/007,125 & 90/007,317	
			Filing Date	July 19, 2004	
			First Named Inventor	Hoese, Geoffrey	
			Group Art Unit	2182	
			Examiner Name	Fleming, Fritz M.	
Sheet	1	of	6	Atty Docket Number	CROSS1123-17 & CROSS1123-19
Examiner Initials	Cite No.	OTHER PRIOR ART – NON PATENT LITERATURE DOCUMENTS			Date
TWF	C1	Black Box, SCSI Fiberoptic Extender, Single-Ended, Product Insert, 2 pages, 1996.			6/18/05
	C2	Burskey, Dave "New Serial I/Os Speed Storage Subsystems" February 6, 1996			
	C3	CRD-5500, RAID DISK ARRAY CONTROLLER Product Insert, pp. 1-5			
	C4	CRD-5500, SCSI RAID CONTROLLER OEM Manual, Rev. 1.3, February 26, 1996, pp. 1-54.			
	C5	Raidtec FibreArray and Raidtec FlexArray UltraRAID Systems", Windows IT PRO Article, October 1997.			
	C6	DIGITAL Storage Works, HSZ70 Array Controller, HSOE Version 7.0 EK-HSZ70-CG. A01, Digital Equipment Corporation, Maynard, Massachusetts.			
	C7	DIGITAL StorageWorks, Using Your HSZ70 Array Controller in a SCSI Controller Shelf (DS-BA356-M Series), User's Guide, pp. 1-1 through A-5 with index, January 1998.			
	C8	DIGITAL StorageWorks HSZ270 Array Controller HSOE Version 7.0 EK-HSZ270-RM. A01. CLI Reference Manual			
	C9	DIGITAL Storaeworks HSG80 Array Controller ACS Version 8.0 (User's Guide) 1/98			
	C10	DIGITAL StorageWorks HSZ70 Array Controller HSOE Version 7.0 EK-HSZ70-SV. A01			
	C11	Emerson, "Ancor Communications: Performance evaluation of switched fibre channel I/O system using--FCP for SCSI" February 1995, IEEE, pp. 479-484.			
	C12	IBM Technical Publication: Magstar and IBM 3590 High Performance Tape Subsystem Technical Guide, November 1996, pp. 1-269.			
	C13	Guide to Sharing and Partitioning IBM Tape Library Dataservers, November 1996, IBM, International Technical Support Organization, San Jose Center			
	C14	Misc. Reference Manual Pages, SunOS 5.09.			
	C15	Block-Based Distributed File Systems, Anthony J. McGregor, July 1997.			
	C16	InfoServer 150VXT Photograph			
	C17	Pictures of internal components of the InfoServer 150, taken from http://bindarydinosaurs.couk/Museum/Digital/infoserver/infoserver.php in Nov. 2004.			
	C18	Simplest Migration to Fibre Channel Technology			
	C19	Compaq Storaeworks HSG80 Array Controller ACS Version 8.3 (Maintenance and Service Guide) 11/98			
	C20	Compaq Storaeworks HSG80 Array Controller ACS Version 8.3 (Configuration and CLI Reference Guide) 11/98			
	C21	Office Action dated 04/21/03 for 10/174,720 (CROSS1120-8).			
TWF	C22	Office Action dated 02/27/01 for 09/354,682 (CROSS1120-1).			

<i>Puz</i>	C23	Office Action dated 08/11/00 for 09/354,682 (CROSS1120-1).	
	C24	Office Action dated 12/16/99 for 09/354,682 (CROSS1120-1).	
	C25	Office Action dated 11/06/02 for 10/023,786 (CROSS1120-4).	
	C26	Office Action dated 01/21/03 for 10/081,110 (CROSS1120-5).	
	C27	Office Action dated 1/27/2005 in 10/658,163 (CROSS1120-13)	
	C28	Office Action in Ex Parte Reexamination 90/007,127, mailed 0207/05.	
	C29	Office Action in Ex Parte Reexamination 90/007,126, mailed 0207/05.	
	C30	Office Action in Ex Parte Reexamination 90/007,124, mailed 0207/05.	
	C31	Office Action in Ex Parte Reexamination 90/007,123, mailed 0207/05.	
	C32	European Office Action issued April 1, 2004 in Application No. 98966104.6-2413	
		Copies of the following are on the attached CD-Rom	
	C33	Defendant's First Supplemental Trial Exhibit List, Crossroads Systems, Inc., v. Chaparral Network Storage, Inc., C.A. No. A-00CA-217-SS (W.D. Tex. 2001). (CD-Rom) .	
	C34	Defendant's Third Supplemental Trial Exhibit List, Crossroads Systems, Inc. v. Pathlight Technology, Inc., C.A. No. A-00CA-248-SS (W.D. Tex. 2001) (CD-Rom) .	
	C35	Defendant's Trial Exhibits, Crossroads Systems, Inc. v. Pathlight Technology, Inc., C.A. No. A-00CA-248-SS (W.D. Tex. 2001). (CD-Rom) .	
	C36	Defendants' Trial Exhibits, Crossroads Systems, Inc., v. Chaparral Network Storage, Inc., C.A. No. A-00CA-217-SS (W.D. Tex. 2001). (CD-Rom) .	
	C37	Defendant Chaparral Network Storage, Inc.'s First Supplemental Trial Exhibit List (D1 through D271) (CD-ROM Chaparral Exhibits ExList_Def) .	9/2/2001
	C38	Defendant Pathlight Technology Inc.'s Third Supplemental Trial Exhibit List (CD-ROM Pathlight Exhibits ExList_Def) .	
	C39	Plaintiff's Fourth Amended Trail Exhibit List, Crossroads Systems, Inc. v. Chaparral Network Storage, Inc, C.A. No. A-00CA-217-SS (W.D. Tex. 2001) (CD-Rom) .	9/11/2001
	C40	Plaintiff's Revised Trial Exhibit List, Crossroads Systems, Inc. v. Pathlight Technology, Inc., C.A. No. A-00CA-248-SS (W.D. Tex. 2001). (CD-Rom) .	
	C41	Plaintiff's Trial Exhibits, Crossroads Systems, Inc. v. Chaparral Networks Storage, Inc., C.A. No. A-00CA-217-SS (W.D. Tex. 2001). (CD-Rom) .	
	C42	Plaintiff's Fourth Amended Trail Exhibit List (CD-ROM Chaparral Exhibits ExList_Plaintiff) .	9/11/2001
	C43	Plaintiff's Revised Trail Exhibit List (CD-ROM Pathlight Exhibits ExList_Plaintiff) .	
	C44	Trail Transcripts, Crossroads Systems, Inc. v. Chaparral Network Storage, Inc., C.A. No. A-00CA-217-SS (W.D. Tex. 2001) (CD-Rom) .	
	C45	Trail Transcripts, Crossroads Systems, Inc. v. Pathlight Technology, Inc., C.A. No. A-00CA-248-SS (W.D. Tex. 2001). (CD-Rom) .	
	C46	Trial Exhibits and Transcripts, Crossroads v. Chaparral, Civil Action No. A-00CA-21755, W.D. Tex. 2000 (CD-Rom and hard copy printouts) .	
	C47	Snively, "Sun Microsystem Computer Corporation: Implementing a fibre optic channel SCSI transport" 1994 IEEE, February 28, 1994, pp. 78-82.	
<i>Puz</i>	C48	Datasheet for CrossPoint 4100 Fibre Channel to SCSI Router (Dedek Ex 41 (ANCT 117-120)) (CD-ROM Chaparral Exhibits D012) .	

<i>FWZ</i>	C49	Symbios Logic- Software Interface Specification Series 3 SCSI RAID Controller Software Release 02.xx (Engelbrecht Ex 2 (LSI 1421-1658)) (CD-ROM Chaparral Exhibits D013).	12/3/1997
<i>S</i>	C50	Press Release- Symbios Logic to Demonstrate Strong Support for Fibre Channel at Fall Comdex (Engelbrecht 12 (LSI 2785-86)) (CD-ROM Chaparral Exhibits D016).	11/13/1996
	C51	OEM Datasheet on the 3701 Controller (Engelbrecht 13 (LSI 01837-38)) (CD-ROM Chaparral Exhibits D017).	6/17/1905
	C52	Nondisclosure Agreement Between Adaptec and Crossroads Dated 10/17/96 (Quisenberry Ex 25 (CRDS 8196)) (CD-ROM Chaparral Exhibits D020).	10/17/1996
	C53	Organizational Presentation on the External Storage Group (Lavan Ex 1 (CNS 182242-255)) (CD-ROM Chaparral Exhibits D021).	4/11/1996
	C54	Bridge. C, Bridge Between SCSI-2 and SCSI-3 FCP (Fibre Channel Protocol) (CD-ROM Chaparral Exhibits P214).	
	C55	Bridge Phase II Architecture Presentation (Lavan Ex 2 (CNS 182287-295)) (CD-ROM Chaparral Exhibits D022).	4/12/1996
	C56	Attendees/Action Items from 4/12/96 Meeting at BTC (Lavan Ex 3 (CNS 182241)) (CD-ROM Chaparral Exhibits D023).	4/12/1996
	C57	Brooklyn Hardware Engineering Requirements Documents, Revision 1.4 (Lavan Ex 4 (CNS 178188-211)) (CD-ROM Chaparral Exhibits D024) by Pecone.	5/26/1996
	C58	Brooklyn Single-Ended SCSI RAID Bridge Controller Hardware OEM Manual, Revision 2.1 (Lavan EX 5 (CNS 177169-191)) (CD-ROM Chaparral Exhibits D025).	3/21/1996
	C59	Coronado Hardware Engineering Requirements Document, Revision 0.0 (Lavan Ex 7 (CNS 176917-932)).(CD-ROM Chaparral Exhibits D027) by O'Dell.	9/30/1996
	C60	ESS/FPG Organization (Lavan Ex 8 (CNS 178639-652)) (CD-ROM Chaparral Exhibits D028).	12/6/1996
	C61	Adaptec MCS ESS Presents: Intelligent External I/O Raid Controllers "Bridge" Strategy (Lavan Ex 9 (CNS 178606-638)). (CD-ROM Chaparral Exhibits D029).	2/6/1996
	C62	AEC-7313 Fibre Channel Daughter Board (for Brooklyn) Engineering Specification, Revision 1.0 (Lavan Ex 10 (CNS 176830-850)) (CD-ROM Chaparral Exhibits D030).	2/27/1997
	C63	Bill of Material (Lavan Ex 14 (CNS 177211-214)) (CD-ROM Chaparral Exhibits D034).	7/24/1997
	C64	AEC-. 4412B, AEC-7412/B2 External RAID Controller Hardware OEM Manual, Revision 2.0 (Lavan Ex 15 (CNS 177082-123)) (CD-ROM Chaparral Exhibits D035).	6/27/1997
	C65	Coronado II, AEC-7312A Fibre Channel Daughter (for Brooklyn) Hardware Specification, Revision 1.2 (Lavan Ex 16 (CNS 177192-210)) (CD-ROM Chaparral Exhibits D037) by Tom Yang.	7/18/1997
	C66	AEC-4412B, AEC7412/3B External RAID Controller Hardware OEM Manual, Revision 3.0. (Lavan Ex 17 (CNS 177124-165)) (CD-ROM Chaparral Exhibits D036).	8/25/1997
	C67	Memo Dated 8/15/97 to AEC-7312A Evaluation Unit Customers re: B001 Release Notes (Lavan Ex 18 (CNS 182878-879)) (CD-ROM Chaparral Exhibits D038).	8/15/1997
	C68	Brooklyn Main Board (AES-0302) MES Schedule (Lavan Ex 19 (CNS 177759-763)) (CD-ROM Chaparral Exhibits D039).	2/11/1997
<i>FWZ</i>	C69	News Release-Adaptec Adds Fibre Channel Option to its External RAID Controller Family (Lavan Ex 20 (CNS 182932-934)) (CD-ROM Chaparral Exhibits D040).	5/6/1997

<i>PL</i>	C70	AEC-4412B/7412B User's Guide, Rev. A (Lavan Ex 21) (CD-ROM Chaparral Exhibits D041).	6/19/1905
	C71	Data Book- AIC-7895 PCI Bus Master Single Chip SCSI Host Adapter (Davies Ex 1 (CNS 182944-64)) (CD-ROM Chaparral Exhibits D046).	5/21/1996
	C72	Data Book- AIC-1160 Fibre Channel Host Adapter ASIC (Davies Ex 2 (CNS 181800-825)) (CD-ROM Chaparral Exhibits D047).	6/18/1905
	C73	Viking RAID Software (Davies Ex 3 (CNS 180969-181026)) (CD-ROM Chaparral Exhibits D048).	6/18/1905
	C74	Header File with Structure Definitions (Davies Ex 4 (CNS 180009-018)) (CD-ROM Chaparral Exhibits D049).	8/8/1996
	C75	C++ SourceCode for the SCSI Command Handler (Davies Ex 5 (CNS 179136-168)) (CD-ROM Chaparral Exhibits D050).	8/8/1996
	C76	Header File Data Structure (Davies Ex 6 (CNS 179997-180008)) (CD-ROM Chaparral Exhibits D051).	1/2/1997
	C77	SCSI Command Handler (Davies Ex 7 (CNS 179676-719)) (CD-ROM Chaparral Exhibits D052).	1/2/1997
	C78	Coronado: Fibre Channel to SCSI Intelligent RAID Controller Product Brief (Kalwitz Ex 1 (CNS 182804-805)) (CD-ROM Chaparral Exhibits D053).	}
	C79	Bill of Material (Kalwitz Ex 2 (CNS 181632-633)) (CD-ROM Chaparral Exhibits D054).	3/17/1997
	C80	Emails Dated 1/13-3/31/97 from P. Collins to Mo re: Status Reports (Kalwitz Ex 3 (CNS 182501-511)) (CD-ROM Chaparral Exhibits D055).	}
	C81	Hardware Schematics for the Fibre Channel Daughtercard Coronado (Kalwitz Ex 4 (CNS 181639-648)) (CD-ROM Chaparral Exhibits D056).	}
	C82	Adaptec Schematics re AAC-340 (Kalwitz Ex 14 CNS 177215-251)) (CD-ROM Chaparral Exhibits D057).	}
	C83	Bridge Product Line Review (Manzanares Ex 3 (CNS 177307-336)) (CD-ROM Chaparral Exhibits D058).	}
	C84	AEC Bridge Series Products-Adaptec External Controller RAID Products Pre-Release Draft, v.6 (Manzanares Ex 4 (CNS 174632-653)). (CD-ROM Chaparral Exhibits D059).	10/28/1997
	C85	Hewlett-Packard Roseville Site Property Pass for Brian Smith (Dunning Ex 14 (HP 489)) (CD-ROM Chaparral Exhibits D078).	11/7/1996
	C86	Distribution Agreement Between Hewlett-Packard and Crossroads (Dunning Ex 15 (HP 326-33)) (CD-ROM Chaparral Exhibits D079).	}
	C87	HPFC-5000 Tachyon User's Manuel, First Edition (PTI 172419-839) (CD-ROM Chaparral Exhibits D084).	5/1/1996
	C88	X3T10 994D - (Draft) Information Technology: SCSI-3 Architecture Model, Rev. 1.8 (PTI 165977) (CD-ROM Chaparral Exhibits D087).	}
	C89	X3T10 Project 1047D: Information Technology- SCSI-3 Controller Commands (SCC), Rev, 6c (PTI 166400-546) (CD-ROM Chaparral Exhibits D088).	9/3/1996
	C90	X3T10 995D- (Draft) SCSI-3 Primary Commands, Rev. 11 (Wanamaker Ex 5 (PTI 166050-229)) (CD-ROM Chaparral Exhibits D089).	11/13/1996
	C91	VBAR Volume Backup and Restore (CRDS 12200-202) (CD-ROM Chaparral Exhibits D099).	}
	C92	Preliminary Product Literature for Infinity Commstor's Fibre Channel to SCSI Protocol Bridge (Smith Ex 11; Quisenberry Ex 31 (SPLO 428-30)) (CD-ROM Chaparral Exhibits D143).	8/19/1996
<i>PL</i>	C93	Letter dated 7/12/96 from J. Boykin to B. Smith re: Purchase Order for Evaluation Units from Crossroads (Smith Ex 24) CRDS 8556-57) (CD-ROM Chaparral Exhibits D144).	7/12/1996

<i>DMZ</i>	C94	CrossPoint 4100 Fibre Channel to SCSI Router Preliminary Datasheet (Hulsey Ex 9 (CRDS 16129-130)) (CD-ROM Chaparral Exhibits D145).	11/1/1996
	C95	CrossPoint 4400 Fibre Channel to SCSI Router Preliminary Datasheet (Bardach Ex. 9, Quisenberry Ex 33 (CRDS 25606-607)) (CD-ROM Chaparral Exhibits D153).	11/1/1996
	C96	Fax Dated 07/22/96 from L. Petti to B. Smith re: Purchase Order from Data General for FC2S Fibre to Channel SCSI Protocol Bridge Model 11 (Smith Ex 25; Quisenberry Ex 23; Bardach Ex 11 (CRDS 8552-55; 8558)) (CD-ROM Chaparral Exhibits D155).	
	C97	Email Dated 12/20/96 from J. Boykin to B. Smith re: Purchase Order for Betas in February and March (Hoese Ex 16, Quisenberry Ex 25; Bardach Ex 12 (CRDS 13644-650)) (CD-ROM Chaparral Exhibits D156).	
	C98	Infinity Commstor Fibre Channel Demo for Fall Comdex, 1996 (Hoese Ex 15, Bardach Ex 13 (CRDS 27415)) (CD-ROM Chaparral Exhibits D157).	
	C99	Fax Dated 12/19/96 from B. Bardach to T. Rarich re: Purchase Order Information (Bardach Ex. 14; Smith Ex 16 (CRDS 4460)) (CD-ROM Chaparral Exhibits D158).	
	C100	Miscellaneous Documents Regarding Comdex (Quisenberry Ex 2 (CRDS 27415-465)) (CD-ROM Chaparral Exhibits D165).	
	C101	CrossPoint 4100 Fibre Channel to SCSI Router Preliminary Datasheet (Quisenberry) Ex 3 (CRDS 4933-34) (CD-ROM Chaparral Exhibits D166) (CD-ROM Chaparral Exhibits D166).	
	C102	CrossPoint 4400 Fibre to Channel to SCSI Router Preliminary Datasheet; Crossroads Company and Product Overview (Quisenberry Ex 4 (CRDS 25606; 16136)) (CD-ROM Chaparral Exhibits D167).	
	C103	Crossroads Purchase Order Log (Quisenberry Ex 9 (CRDS 14061-062)) (CD-ROM Chaparral Exhibits D172).	
	C104	RAID Manager 5 with RDAC 5 for UNIX V.4 User's Guide (LSI-01854) (CD-ROM Chaparral Exhibits P062).	9/1/1996
	C105	Letter dated May 12, 1997 from Alan G. Leal to Barbara Bardach enclosing the original OEM License and Purchase Agreement between Hewlett-Packard Company and Crossroads Systems, Inc. (CRDS 02057) (CD-ROM Chaparral Exhibits P130).	
	C106	CR4x00 Product Specification (CRDS 43929) (CD-ROM Chaparral Exhibits P267).	6/1/1998
	C107	Symbios Logic – Hardware Functional Specification for the Symbios Logic Series 3 Fibre Channel Disk Array Controller Model 3701 (Engelbrecht Ex 3 (LSI-1659-1733)) (CD-ROM Pathlight Exhibits D074).	
	C108	Report of the Working Group on Storage I/O for Large Scale Computing; Department of Computer Science Duke University: CS-1996-21 (PTI 173330-347). (CD-ROM Pathlight Exhibits D098).	
	C109	Brian Allison's 1999 Third Quarter Sales Plan (PDX 38) CNS 022120-132) (CD-ROM Pathlight Exhibits D201).	6/5/2001
<i>Pur</i>	C110	Brooklyn SCSI-SCSI Intelligent External RAID Bridge Definition Phase External Documentation (CD-ROM Pathlight Exhibits D129).	
Examiner Signature		<i>Plz m. [Signature]</i>	Date Considered
			<i>5/23/2005</i>

Notice of References Cited	Application/Control No. 90/007,125 merged with 7,317		Applicant(s)/Patent Under Reexamination 6425035	
	Examiner Fritz M. Fleming		Art Unit 2182	Page 1 of 1

U.S. PATENT DOCUMENTS

*	Document Number Country Code-Number-Kind Code	Date MM-YYYY	Name	Classification
A	US-5,345,565 A	09-1994	Jibbe et al.	710/316
B	US-5,634,111	05-1997	Oeda et al.	711/153
C	US-			
D	US-			
E	US-			
F	US-			
G	US-			
H	US-			
I	US-			
J	US-			
K	US-			
L	US-			
M	US-			


FOREIGN PATENT DOCUMENTS

*	Document Number Country Code-Number-Kind Code	Date MM-YYYY	Country	Name	Classification
N					
O					
P					
Q					
R					
S					
T					

NON-PATENT DOCUMENTS

*	Include as applicable: Author, Title Date, Publisher, Edition or Volume, Pertinent Pages)
U	
V	
W	
X	

*A copy of this reference is not being furnished with this Office action. (See MPEP § 707.05(a).) Dates in MM-YYYY format are publication dates. Classifications may be US or foreign.


Index of Claims 	Application No.		Applicant(s)
	90/007,125 <i>marked with F, 317</i>		6425035
	Examiner		Art Unit
	Fritz M Fleming		2182

<table border="1" style="width: 100%; border-collapse: collapse;"> <tr><td>✓</td><td>Rejected</td></tr> <tr><td>=</td><td>Allowed</td></tr> </table>	✓	Rejected	=	Allowed	<table border="1" style="width: 100%; border-collapse: collapse;"> <tr><td>-</td><td>(Through numeral) Cancelled</td></tr> <tr><td>+</td><td>Restricted</td></tr> </table>	-	(Through numeral) Cancelled	+	Restricted	<table border="1" style="width: 100%; border-collapse: collapse;"> <tr><td>N</td><td>Non-Elected</td></tr> <tr><td>I</td><td>Interference</td></tr> </table>	N	Non-Elected	I	Interference	<table border="1" style="width: 100%; border-collapse: collapse;"> <tr><td>A</td><td>Appeal</td></tr> <tr><td>O</td><td>Objected</td></tr> </table>	A	Appeal	O	Objected
✓	Rejected																		
=	Allowed																		
-	(Through numeral) Cancelled																		
+	Restricted																		
N	Non-Elected																		
I	Interference																		
A	Appeal																		
O	Objected																		

Claim		Date	
Final	Original		
	1		
	2		
	3		
	4		
	5		
	6		
	7		
	8		
	9		
	10		
	11		
	12		
	13		
	14		
	15		
	16		
	17		
	18		
	19		
	20		
	21		
	22		
	23		
	24		
	25		
	26		
	27		
	28		
	29		
	30		
	31		
	32		
	33		
	34		
	35		
	36		
	37		
	38		
	39		
	40		
	41		
	42		
	43		
	44		
	45		
	46		
	47		
	48		
	49		
	50		

Claim		Date	
Final	Original		
	51		
	52		
	53		
	54		
	55		
	56		
	57		
	58		
	59		
	60		
	61		
	62		
	63		
	64		
	65		
	66		
	67		
	68		
	69		
	70		
	71		
	72		
	73		
	74		
	75		
	76		
	77		
	78		
	79		
	80		
	81		
	82		
	83		
	84		
	85		
	86		
	87		
	88		
	89		
	90		
	91		
	92		
	93		
	94		
	95		
	96		
	97		
	98		
	99		
	100		

Claim		Date	
Final	Original		
	101		
	102		
	103		
	104		
	105		
	106		
	107		
	108		
	109		
	110		
	111		
	112		
	113		
	114		
	115		
	116		
	117		
	118		
	119		
	120		
	121		
	122		
	123		
	124		
	125		
	126		
	127		
	128		
	129		
	130		
	131		
	132		
	133		
	134		
	135		
	136		
	137		
	138		
	139		
	140		
	141		
	142		
	143		
	144		
	145		
	146		
	147		
	148		
	149		
	150		

Search Notes 	Application No. 7.317. 90/007,125 merged with		Applicant(s) 6425035
	Examiner Fritz M Fleming		Art Unit 2182

SEARCHED			
Class	Subclass	Date	Examiner
710	1-5, 8-13, 36-38, 105, 100, 101, 124	1/21/05	pwf
711	100, 112, 113	1/21/05	pwf
714	42	1/21/05	pwf
710	305-316		
<hr/>			
updated class		5/20/05	pwf

INTERFERENCE SEARCHED			
Class	Subclass	Date	Examiner

SEARCH NOTES (INCLUDING SEARCH STRATEGY)		
	DATE	EXMR
EAST SEARCH NOTES	1/21/05	pwf
NPL SEARCH: SCSI, FC, Fibre Channel, storage, block level, native, ATM	1/21/05	pwf
EAST SCSI ARRAY DMA FIFO	5/20/05	pwf

IN THE UNITED STATES PATENT AND TRADEMARK OFFICE	
CERTIFICATE OF SERVICE UNDER 37 C.F.R. 1.248	Atty. Docket No. CROSS1123-17 CROSS1123-19
Applicant Geoffrey B. Hoese, et al.	
Reexamination Control No. 90/007,125 90/007,317	Date Filed 07/19/2004 11/23/2004
Title Storage Router and Method for Providing Virtual Local Storage	
Group Art Unit 2182	Examiner Fleming, Fritz

64660 U.S. PTO



Applicant hereby serves the Reply to Office Action Under *Ex Parte* Reexamination Dated 05/24/05 in the above referenced case to:


Larry E. Severin
Wang, Hartmann & Gibbs, PC
1301 Dove Street, #1050
Newport Beach, CA 92660

William A. Blake
Jones, Tullar & Cooper, PC
P.O. Box 2226 Eads Station
Alexandria, VA 22202

As per 35 U.S.C. §1.248 service is made via first class mail on **July 22, 2005**

Respectfully submitted,

Sprinkle IP Law Group


John L. Adair
Reg. No. 48,828

Dated: July 22, 2005

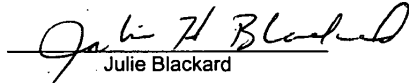
1301 W. 25th Street, Suite 408
Austin, Texas 78705
Tel. (512) 637-9223
Fax. (512) 371-9088

Enclosures

IN THE UNITED STATES PATENT AND TRADEMARK OFFICE	
REPLY TO OFFICE ACTION UNDER <i>EX PARTE</i> REEXAMINATION DATED 05/24/05	Atty. Docket No. CROSS1123-17 CROSS1123-19
Applicants Goefrey B. Hoese, et al.	
Reexamination Control Nos. 90/007,125 90/007,317	Date Filed 07/19/2004 01/23/2004
Title Storage Router and Method for Providing Virtual Local Storage	
Group Art Unit 2182	Examiner Fleming, Fritz

Commissioner for Patents
P.O. Box 1450
Alexandria, VA 22313-1450

Dear Sir:

Certificate of Mailing Under 37 C.F.R. §1.10
I hereby certify that this correspondence is being deposited with the United States Postal Service as Express Mail to Addressee (<i>Label No. EV734539513US</i>) in an envelope addressed to Commissioner for Patents, P.O. Box 1450, Alexandria, VA 22312-1450 on July 22, 2005 .
 Julie Blackard

In response to the Official Action mailed May 24, 2005 (the "May 24 Office Action"), Applicant respectfully requests the Examiner reconsider the rejections of the Claims in the Re-Examination of U.S. Patent 6,425,035 (the "035 Patent") in view of this reply.

Attorney Docket No.
CROSS1123-17 and
CROSS1123-19

Customer ID: 44654
90/007,125
90/007,317

IN THE CLAIMS:

1. A storage router for providing virtual local storage on remote storage devices to devices, comprising:
 - a buffer providing memory work space for the storage router;
 - a first controller operable to connect to and interface with a first transport medium;
 - a second controller operable to connect to and interface with a second transport medium; and
 - a supervisor unit coupled to the first controller, the second controller and the buffer, the supervisor unit operable to map between devices connected to the first transport medium and the storage devices, to implement access controls for storage space on the storage devices and to process data in the buffer to interface between the first controller and the second controller to allow access from devices connected to the first transport medium to the storage devices using native low level, block protocols.
2. The storage router of claim 1, wherein the supervisor unit maintains an allocation of subsets of storage space to associated devices connected to the first transport medium, wherein each subset is only accessible by the associated device connected to the first transport medium.
3. The storage router of claim 2, wherein the devices connected to the first transport medium comprise workstations.
4. The storage router of claim 2, wherein the storage devices comprise hard disk drives.
5. The storage router of claim 1, wherein the first controller comprises:
 - a first protocol unit operable to connect to the first transport medium;
 - a first-in-first-out queue coupled to the first protocol unit; and
 - a direct memory access (DMA) interface coupled to the first-in-first-out queue and to the buffer.
6. The storage router of claim 1, wherein the second controller comprises:
 - a second protocol unit operable to connect to the second transport medium;
 - an internal buffer coupled to the second protocol unit; and

Attorney Docket No.
CROSS1123-17 and
CROSS1123-19

Customer ID: 44654
90/007,125
90/007,317

3

a direct memory access (DMA) interface coupled to the internal buffer and to the buffer of the storage router.

7. A storage network, comprising:

a first transport medium;

a second transport medium;

a plurality of workstations connected to the first transport medium;

a plurality of storage devices connected to the second transport medium; and

a storage router interfacing between the first transport medium and the second transport medium, the storage router providing virtual local storage on the storage devices to the workstations and operable:

to map between the workstations and the storage devices;

to implement access controls for storage space on the storage devices; and

to allow access from the workstations to the storage devices using native low level, block protocol in accordance with the mapping and access controls.

8. The storage network of claim 7, wherein the access controls include an allocation of subsets of storage space to associated workstations, wherein each subset is only accessible by the associated workstation.

9. The storage network of claim 7, wherein the storage devices comprise hard disk drives.

10. The storage network of claim 7, wherein the storage router comprises:

a buffer providing memory work space for the storage router;

a first controller operable to connect to and interface with the first transport medium, the first controller further operable to pull outgoing data from the buffer and to place incoming data into the buffer;

a second controller operable to connect to and interface with the second transport medium, the second controller further operable to pull outgoing data from the buffer and to place incoming data into the buffer; and

a supervisor unit coupled to the first controller, the second controller and the buffer, the supervisor unit operable:

to map between devices connected to the first transport medium and the storage devices, to implement the access controls for storage space on the storage devices and to process

Attorney Docket No.
CROSS1123-17 and
CROSS1123-19

Customer ID: 44654
90/007,125
90/007,317

4

data in the buffer to interface between the first controller and the second controller to allow access from workstations to storage devices.

11. A method for providing virtual local storage on remote storage devices connected to one transport medium to devices connected to another transport medium, comprising:

interfacing with a first transport medium;

interfacing with a second transport medium;

mapping between devices connected to the first transport medium and the storage devices and implementing access controls for storage space on the storage devices;

and

allowing access from devices connected to the first transport medium to the storage devices using native low level, block protocols.

12. The method of claim 11, wherein mapping between devices connected to the first transport medium and the storage devices includes allocating subsets of storage space to associated devices connected to the first transport medium, wherein each subset is only accessible by the associated device connected to the first transport medium.

13. The method of claim 12, wherein the devices connected to the first transport medium comprise workstations.

14. The method of claim 12, wherein the storage devices comprise hard disk drives.

Attorney Docket No.
CROSS1123-17 and
CROSS1123-19

Customer ID: 44654
90/007,125
90/007,317

TABLE OF CONTENTS FOR RESPONSE TO REJECTIONS

- I. Rejections Under 35 U.S.C. § 103
 - A. Introduction
 - B. Background of the Invention
 - C. Overview of Claim 1
 - D. “Remote Storage Devices” and “Allowing Access...Using NLLBPs” -
Neither Spring nor Oeda Teaches or Suggests the Limitations of Remote Storage Devices and
Allowing Access to the Remote Storage Devices Using NLLBP
 - 1. “Remote” Requires at Least One Serial Transport Medium
 - 2. Spring’s SCSI-to-SCSI System Does Not Provide Remote Storage
Devices
 - 3. Spring’s Ethernet-to-SCSI System Does Not Allow Access using
NLLBP
 - 4. Similarly, Oeda Fails to Provide Remote Storage Devices and
Allowing Access to the Remote Storage Devices Using NLLBP
 - 5. Summary: Allowing Access to Remote Storage Devices Using NLLBP
 - E. “Map” – Neither Spring or Oeda Teaches or Suggests Mapping Between
Devices Connected to the First Transport Medium and the Storage Devices
 - 1. “Map” - A Representation of the Devices on the First Transport
Medium and the Storage Devices

Attorney Docket No.
CROSS1123-17 and
CROSS1123-19

Customer ID: 44654
90/007,125
90/007,317

6

2. Neither Spring nor Oeda Teaches or Suggests a Map

F. "Access Controls" – Neither Spring nor Oeda Teaches or Suggests
Implementing Access Controls

1. Implementing Access Controls

2. Spring Does Not Implement Access Controls

3. Oeda Does Not Teach or Suggest Access Controls

4. The Ethernet Based Configuration of Oeda Does Not Teach or
Suggest Any Form of Access Controls for Remote Storage

G. The Combination of Oeda and Spring Does Not Teach or Suggest the
Present Invention

H. The Jibbe Reference Does Not Address the Deficiencies of Spring and
Oeda

I. Summary: There is No *Prima Facie* Case of Obviousness

II. Conclusion

Attorney Docket No.
CROSS1123-17 and
CROSS1123-19

Customer ID: 44654
90/007,125
90/007,317

7

I. Rejections Under 35 U.S.C. §103

A. Introduction

Claims 1-14 of the '035 Patent are variously rejected under 35 U.S.C. §103(a) as being unpatentable over United Kingdom Patent Application Publication No. UK GB 2297636 ("Spring") in view of United States Patent No. (5,634,111) ("Oeda") and further in view of United States Patent No. 5,345,565 ("Jibbe").

In order to establish a prima facie case of obviousness, the Examiner must show: that the prior art references teach or suggest all of the claim limitations; that there is some suggestion or motivation in the references (or within the knowledge of one of ordinary skill in the art) to modify or combine the references; and that there is a reasonable expectation of success. M.P.E.P. 2142, 2143; In re Vaeck, 947 F.2d 488, 20 U.S.P.Q.2d 1438 (Fed. Cir. 1991). As detailed more fully below, Applicants respectfully submit that independent Claim 1, independent Claim 7 and independent Claim 11 of the '035 Patent are not rendered obvious by Spring, Oeda or Jibbe as the references do not teach or suggest all of the claim limitations. More particularly, the references do not teach or suggest, neither individually or in combination: i) providing virtual local storage on remote storage devices and allowing access from devices connected to a first transport medium to the remote storage using native low level block protocols (NLLBP) in conjunction with; ii) mapping between devices connected to the first transport medium and the storage devices; and in conjunction with iii) implementing access controls. None of the prior art, alone or in combination, teaches or suggests all of these claimed elements.

B. Background of the Invention

The '035 Patent is directed to an efficient storage router and method of routing data over a network from devices (e.g., host computers) on one side of the storage router to remote storage devices on the other side of the storage router using low level, block storage protocols or NLLBPs. Even though the storage devices are located remotely over the network from the host computers, the storage devices are virtualized so as to appear to the host computer as locally-attached storage devices. The invention of the '035 Patent further provides the security feature of providing access controls in order to control which storage devices (or portions thereof) any particular host computer can access; this access controls feature is implemented by mapping host devices to the remote storage devices to which a host device has access. By

Attorney Docket No.
CROSS1123-17 and
CROSS1123-19

Customer ID: 44654
90/007,125
90/007,317

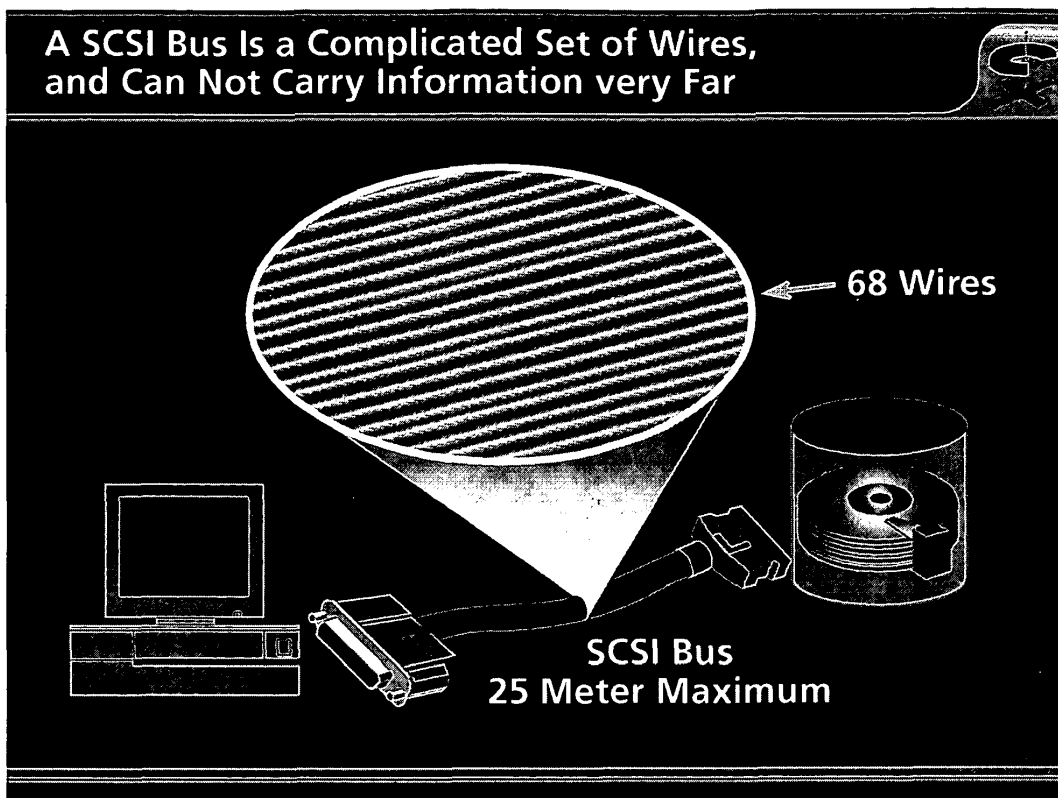
8

allowing a host device access only to those virtualized storage devices (or portions of storage devices) to which it is mapped, the invention of the '035 Patent can prevent unauthorized or unintended access by that host device to other remote storage devices in the network. Thus, the present invention provides a networked storage solution that connects hosts to remotely attached storage devices that appear locally attached, provides the security feature of controlling access to the remote storage devices using a map, and allows the host computers to access the remote storage devices over the network at the speeds and efficiencies facilitated by the use of NLLBPs.

As shown in the examples discussed in the Spring and Oeda prior art (discussed more fully below), prior to the present invention, host computers would access storage devices either i) locally via a parallel bus such as a SCSI bus or ii) remotely over a network using network protocols. However, both of these prior art systems had limitations that the invention of the '035 Patent overcomes. For storage systems with locally attached storage devices attached via SCSI buses, a SCSI-to-SCSI routing device provided access between host computers on one side of the SCSI-SCSI routing device to local storage on the other side of the SCSI-SCSI routing device. Because a SCSI bus was used on each side of the SCSI-to-SCSI routing device, a computer could access a storage device using a NLLBP, which facilitates the obtaining of information from the storage device in a fast and efficient manner (i.e., without the overhead associated with typical network file servers). However, a SCSI bus is a complicated set of parallel wires that cannot carry data a very long distance. This limitation is illustrated in Graphic 1 below. Note that color copies of Graphics 1-5 are attached in Exhibit A for the convenience of the Examiner.

Attorney Docket No.
CROSS1123-17 and
CROSS1123-19

Customer ID: 44654
90/007,125
90/007,317



Graphic 1

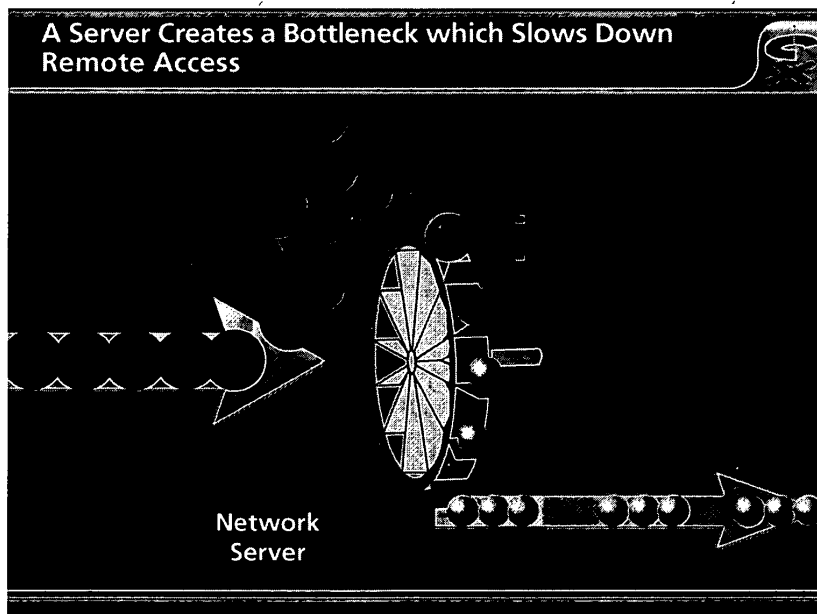
Thus, a major shortcoming of any such SCSI-to-SCSI routing device or method was that the storage devices must typically be within approximately 25 meters of the host computer that needs to have access to the storage devices. Indeed, due to the costs associated with these complicated SCSI buses, most SCSI buses were significantly shorter (typically less than 12 meters) in actual installations. As the '035 Patent states "typical storage transport mediums provide for a relatively small number of devices to be attached over relatively short distances." See, '035 Patent, col. 1, lines 23-25.

Modern computer storage systems, however, need networks connecting multiple computers to each other and to remote storage locations that are significantly distant from the host computers that access the remote storage. As discussed above, this is not possible with a SCSI bus because of the distance limitation of the SCSI bus. In typical prior art systems (including those of Spring and Oeda as will be discussed below), to overcome the inability of a SCSI-to-SCSI system to provide remote storage (as discussed an NLLBP cannot be sent a long

Attorney Docket No.
CROSS1123-17 and
CROSS1123-19

Customer ID: 44654
90/007,125
90/007,317

distance over a SCSI bus), workstations were connected to a network server using a distance-capable network transport medium and a network protocol such as Ethernet. See, '035 Patent Background, col. 1, lines 47-54. A problem with this prior art solution was that the network server creates a bottleneck which slows down remote access because, at least in part, the computer or workstation needs to create something called a "network protocol" to send the data over the distance-capable transport medium. The problem with this prior art method for transmitting a storage NLLBP over a network to a remote storage device is that it takes the computer time to create a network protocol and it takes the server time to re-construct a native low level block protocol from that network protocol. Thus, the introduction of a network server into the system creates a bottleneck which slows down access to remote storage devices. Graphic 2, shown below, depicts one aspect of that bottleneck with the large balls intended to depict network protocols and the smaller balls intended to depict native low level block protocols. Although Graphic 2 only graphically depicts the problems in one direction (from the host computer through the server to the remote storage devices), the problems exist going both directions. In other words, the same type of bottleneck occurs in reverse when the data returns to the computer from the remote storage device through the server.

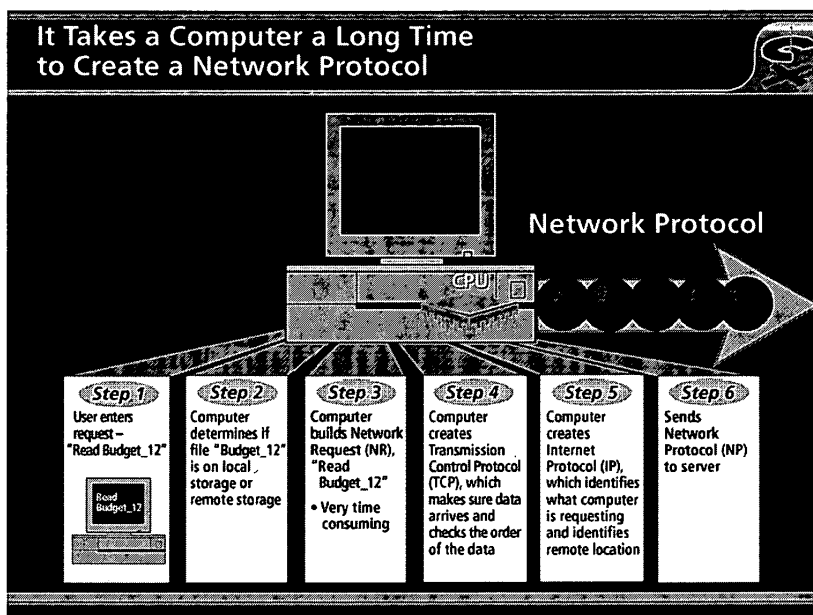


Graphic 2

Attorney Docket No.
 CROSS1123-17 and
 CROSS1123-19

Customer ID: 44654
 90/007,125
 90/007,317

As shown in Graphic 2, for prior art systems that provided hosts access to remote storage, a workstation first had to translate requests into higher level network protocols in order to communicate with the network server, and the network server would then translate the requests into low level requests (e.g., NLLBPs) for transmitting to the storage device(s). It takes a computer a long time to create a network protocol. Graphic 3, shown below, describes in general terms steps involved when a computer needs to access remote storage through a server, and has to create a network protocol to achieve that access. Similar steps occur when the computer wants to write data to the remote storage device.



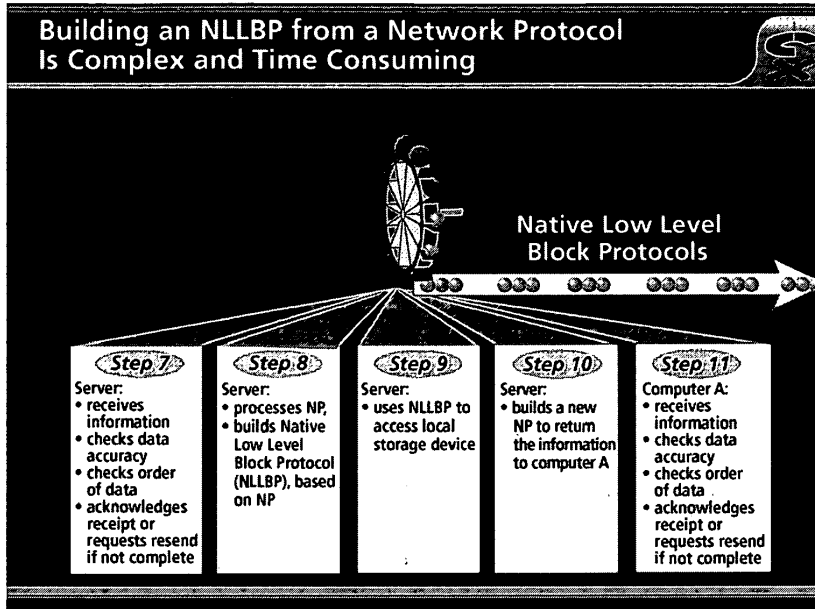
Graphic 3

As illustrated in Graphic 4 below, the process the server goes through to build a NLLBP from a network protocol is also complex and time consuming. Graphic 4 describes in general terms steps involved in building a native low level block protocol from a network protocol. The native low level block protocol is then used to access a local storage device. The return of the data from the remote storage device to the host computer also involves the same complex steps. On the return path, the server needs to build a network protocol from the NLLBP it receives from the storage device. In addition, the computer needs to process that the network

Attorney Docket No.
 CROSS1123-17 and
 CROSS1123-19

Customer ID: 44654
 90/007,125
 90/007,317

protocol to get the information by essentially repeating the steps shown in Graphic 3 above in reverse.



Graphic 4

Thus, prior to the present invention, those wishing to implement centralized storage at a remote location for networked devices were typically forced to use a relatively slow network server solution that required the use of higher level network protocols. These prior art systems did not provide remote storage that could be accessed at the speeds achieved by using an NLLBP from the hosts to the storage devices.

The present invention overcomes the deficiencies of these prior art systems allowing hosts to access remote storage devices at significantly distant, remote locations using a NLLBP. The use of the Fibre Channel protocol, for example, allows storage devices to be located in excess of 10 kilometers away from the workstations using a serial transport medium as opposed to the parallel transport medium of a SCSI bus. However, unlike an Ethernet file server system, a storage router connected using a Fibre Channel transport medium can allow access from the host computer to the remote storage devices using NLLBPs without having to create higher level network protocols. Because Fibre Channel supports the use of NLLBPs, the hosts can access the remote storage devices at greater speeds than can be achieved using

Attorney Docket No.
CROSS1123-17 and
CROSS1123-19

Customer ID: 44654
90/007,125
90/007,317

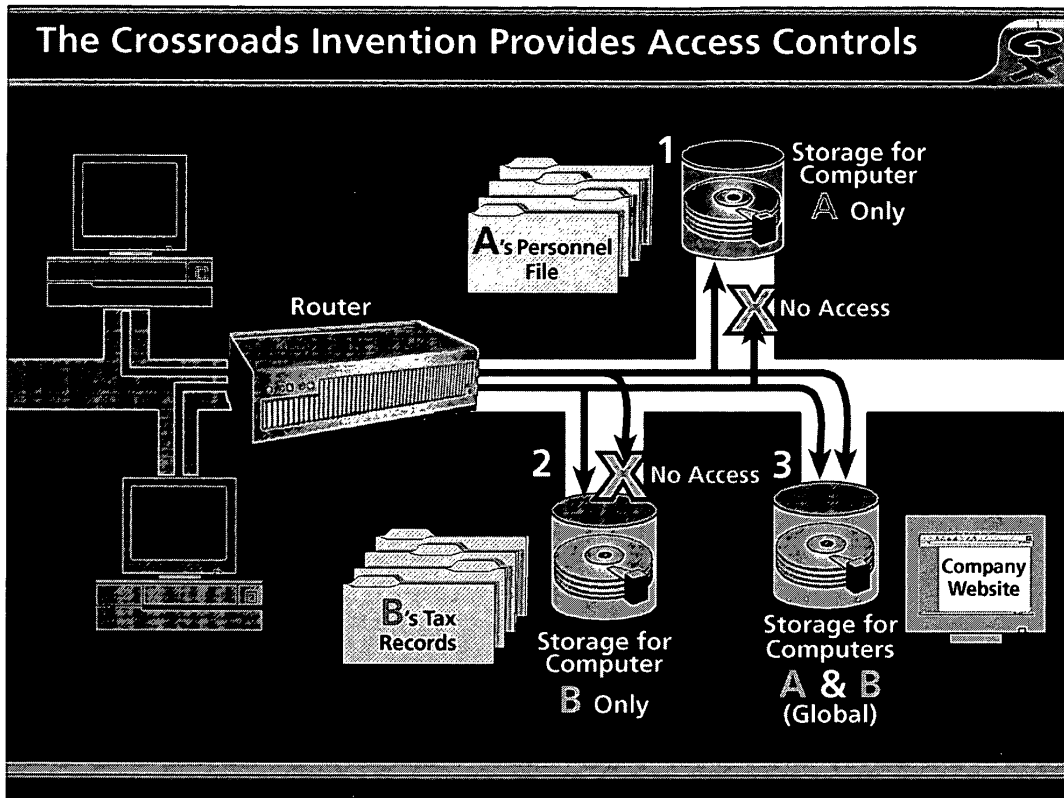
higher-level network protocols. The present invention thus routes NLLBPs to the remote storage devices without involving a network server that requires the use of higher-level network protocols. This allows remote storage, but does away with the time consuming and complex steps of creating and processing higher-level network protocols at a server. Consequently, both distance and speed can be achieved, without sacrificing one for the other as required by prior art solutions.

In addition to providing the ability to locate host computers remotely at significant distances from storage devices, modern storage systems need to provide security between the host computers and the remote storage. In addition, since the host computers are remotely located physically from the storage devices, it is advantageous to provide this security in a centralized manner. In other words, it is desirable to provide a centralized control mechanism that controls each host computer's access so that each host can only access particular remote storage devices (or portions thereof). In prior art systems, the ability to provide such a security mechanism in a networked system connecting hosts to remote storage devices using NLLBPs without simply did not exist.

In addition to providing hosts access to remote storage devices over a network using NLLBPs, the invention of the '035 Patent provides such a security feature. The invention of the '035 Patent contains a map that maps the host computers to the remote storage devices by associating each host computer with some or all of the remote storage devices on the other side of the storage router. The invention of the '035 Patent implements access controls by using the map to allow each host access to only the specific storage to which the host is mapped. In this manner, the invention of the '035 Patent implements access controls to limit each computer's access to a specific subset of storage devices or sections of a storage device on the other side of the storage router. Put another way, the access controls provide the capability to permit or deny each computer access to a particular storage device, a set of storage devices or portions of a single storage device or devices (or any combination thereof). By assigning storage devices or portions thereof to particular computer workstations, the present invention prevents each computer workstations from overwriting or modifying data in storage assigned to another computer workstation. This access controls feature is illustrated below in Graphic 5.

Attorney Docket No.
 CROSS1123-17 and
 CROSS1123-19

Customer ID: 44654
 90/007,125
 90/007,317



Graphic 5

For the example of Graphic 5, host computer A is mapped to remote storage device 1, host computer B is mapped to remote storage device B and both A and B are mapped to remote storage device 3. Using this map, the invention of the '035 implements access controls by allowing host computer A to access either remote storage device 1 or 3 (e.g., allow host computer A to read or write data to or from storage devices 1 or 3) and by preventing host computer A from accessing remote storage device 2 (e.g., only allowing host computer B to read or write data to storage device 2 in the example of Graphic 5). By mapping between host devices and storage devices (or portions thereof), the invention of the '035 Patent can ensure that requests from host computer A are only directed to the storage devices that are assigned to computer A. This allows the security feature of access controls to be implemented while still allowing the host computers to access the storage devices using an NLLBP.

Attorney Docket No.
CROSS1123-17 and
CROSS1123-19

Customer ID: 44654
90/007,125
90/007,317

15

In summary, the invention of the '035 Patent provides a networked storage solution that combines the ability to allow access from host computers to remote storage devices using NLLBPs with the ability to control access between host computers and the remote storage devices. Thus, the invention of the '035 Patent provides the advantages of 1) remote storage devices that appear to the host as locally attached, but that actually reside at remote distances from the host computers, 2) access to these remote storage devices at the speed and efficiency associated with using NLLBPs, and 3) data security by controlling the access of each host to the remote storage. None of the prior art cited by the Examiner, alone or in combination, teaches or suggests a system that provides access from host computers (or other device connected to the first transport medium) to remote storage devices using an NLLBP, while implementing access controls in accordance with a map.

C. Overview of Claim 1

The Examiner rejected independent Claim 1 as being unpatentable over Spring in view of Oeda and Jibbe. Applicants will focus on Claim 1 in discussing how the present invention differs from the cited art.

Claim 1 recites:

A storage router for providing virtual local storage on remote storage devices to devices, comprising:
a buffer providing memory work space for the storage router;
a first controller operable to connect to and interface with a first transport medium;
a second controller operable to connect to and interface with a second transport medium; and
a supervisor unit coupled to the first controller, the second controller and the buffer, the supervisor unit operable to map between devices connected to the first transport medium and the storage devices, to implement access controls for storage space on the storage devices and to process data in the buffer to interface between the first controller and the second controller to allow access from devices connected to the first transport medium to the storage devices using native low level, block protocols. [Emphasis Added].

Claim 1 includes "providing virtual local storage on remote storage devices" and "a supervisor unit . . . operable to . . . map between devices connected to the first transport

Attorney Docket No.
CROSS1123-17 and
CROSS1123-19

Customer ID: 44654
90/007,125
90/007,317

16

medium and the storage devices, to implement access controls for storage space on the storage devices and . . . to allow access from devices connected to the first transport medium to the storage devices using native low level, block protocols.” Claim 11 similarly includes providing virtual local storage on “remote storage devices” while claim 7 is a network containing a router that connects hosts to storage devices through transport mediums. Claims 1, 7 and 11 include features of mapping between devices on one transport medium (e.g., workstations) to the storage devices, implementing access controls and allowing access from devices connected to the first transport medium (e.g., workstations) to the storage devices using a NLLBP. The present invention as recited in Claim 1 thus enables computers to access remote storage devices without the overhead of high level protocols and file systems typically required by network servers (i.e., using NLLBP) while providing the security measure of access controls.

As will be discussed more fully below, the systems of Spring and Oeda, in contrast to the invention of the '035 Patent, either do not provide remote access to storage devices or, for embodiments of those systems that may be able to provide remote access to storage devices, require the use of higher level network protocols (and therefore cannot allow access to the remote storage devices using NLLBPs). Thus, these references suffer the shortcomings of exactly the type of prior art the present invention was designed to overcome in that they are either limited in distance or require time consuming translations between higher level network protocols and NLLBPs. Moreover, as will also be discussed more fully below, Spring and Oeda fail to disclose mapping and access controls as discussed below.

D. “Remote Storage Devices” and “Allowing Access . . . Using NLLBPs” - Neither Spring nor Oeda Teaches or Suggests the Limitations of Remote Storage Devices and Allowing Access to the Remote Storage Devices Using NLLBP

Examiner Fleming relies on Spring as showing virtual local storage on a remote storage device and both Spring and Oeda as showing the ability to allow access from devices connected to a first transport medium to a remote storage device using NLLBP. Applicants respectfully submit, however, both Spring and Oeda exhibit the shortcomings of the prior art solutions that the present invention specifically overcomes. Namely, the solutions in both Spring and Oeda require a choice between local (not remote) storage that can be accessed using a NLLBP or using slower high level network protocols to access remote storage (can't

Attorney Docket No.
CROSS1123-17 and
CROSS1123-19

Customer ID: 44654
90/007,125
90/007,317

17

allow access using NLLBP); neither Spring or Oeda provides a solution that allows access to remote storage devices using NLLBP.

1. "Remote" Requires at Least One Serial Transport Medium

Claim 1, as discussed above, provides virtual local storage on remote storage devices. A "remote storage device" is a storage device that is connected indirectly using at least one serial network transport medium to allow for storage devices to be significantly remote from the host computers. This definition is supported by both the Specification of the '035 Patent and by the claim construction recommended by the Special Master in currently stayed *Crossroads v. Dot Hill Systems Corporation*, Western District of Texas, Civil Action No. A-03-CA-754-SS (the "Dot Hill Litigation").

As described above, prior art solutions that allowed access from hosts to storage devices using a NLLBP used SCSI-to-SCSI routing devices. In this case, both data transport media were limited distance parallel buses (SCSI is a parallel, distance-limited bus). The present invention overcomes the deficiencies of these prior art systems allowing hosts to access centralized, remote storage devices at "significantly remote positions" using a NLLBP. See, '035 Patent, col. 2, lines 27-32. The use of the Fibre Channel protocol (a serial protocol) allows the remote storage devices to be located at distances up to and "even in excess of 10 kilometers" from the workstations. See, '035 Patent, col. 2, lines 31-33. The claimed invention of the '035 Patent provides the "ability to centralize local storage for networked workstation without any cost in speed or overhead" so that each workstation can have access to "its virtual local storage as if it were locally connected" despite potentially being at a great distance from the storage devices. See, '035 Patent col. 2, lines 27-31. In the invention of the '035 Patent, networked hosts are thus connected to storage devices over at least one significant distance-capable link, such as Fibre Channel.

As the Fibre Channel example just presented, and the other examples provided in the '035 Patent illustrate, the ability to have remote storage devices is achieved through the use of at least one serial transport medium between the workstations and the storage devices. It is the serial interconnect that allows for attachment over large distances and, hence, the ability to provide remote storage. See, '035 Patent, col. 1, lines 29-36. Even in the SCSI initiator to SCSI target configuration discussed in the '035 Patent, there is a third Fibre Channel transport medium (i.e., a serial transport medium) between the two storage routers to extend the distance between the workstations and storage devices to provide the capability for having remote

Attorney Docket No.
CROSS1123-17 and
CROSS1123-19

Customer ID: 44654
90/007,125
90/007,317

18

storage. See, '035 Patent col. 6, lines 19-31.¹ The serial transport medium is necessary for remote storage because parallel SCSI buses alone are severely limited in distance and cannot provide connectivity to remote storage devices in the manner of the present invention.

The definition of "remote" as requiring at least one serial transport medium is further supported by the fact that in the on-going *Crossroads v. Dot Hill Systems Corporation*, Western District of Texas, Civil Action No. A-03-CA-754-SS litigation (the "Dot Hill Litigation"), Special Master Bayer recommended to the Court that "remote" be construed to mean "indirectly connected through **at least one serial network transport medium**" (emphasis added). The pertinent portions of the Report and Recommendation of the Special Master Regarding United States Patent Nos. 5,941,972 and 6,425,035 B2 (the "Report") are attached hereto as Exhibit B. Special Master Bayer was commissioned by the Court in the Dot Hill Litigation to conduct a Markman hearing and provide recommendations to the Court as to how the claims of the '035 Patent should be interpreted. Special Master Bayer filed his recommendations in the Report after reviewing the initial Markman briefs submitted by both Dot Hill and Crossroads, conducting a Markman hearing (on August 30, 2004), and reviewing post-Markman briefs and reply briefs. After careful review and analysis, Special Master Bayer concluded that "remote" meant "indirectly connected through at least one serial network transport medium". Thus, at least one of the transport mediums (either the one connecting workstations to the storage router or the one connecting the storage router to the storage devices) recited in independent Claims 1 and 11 must be serial (e.g., cannot be parallel SCSI). This definition of "remote" is consistent with the idea that the invention of the '035 Patent allows for the storage devices to be at "significantly remote positions" of up to and "even in excess of 10 kilometers" from the hosts accessing those storage devices. The at least one serial connection allows for networked workstations to connect to storage remotely, while a parallel SCSI connection simply cannot.

¹ In this unclaimed configuration, there are two "back to back" FC-SCSI routers. Workstations are connected to the first router by a SCSI bus and storage devices are connected to the second router by a SCSI bus. The two routers are connected by a Fibre Channel transport medium.

Attorney Docket No.
CROSS1123-17 and
CROSS1123-19

Customer ID: 44654
90/007,125
90/007,317

2. Spring's SCSI-to-SCSI System Does Not Provide Remote Storage Devices

The system of Spring does not provide virtual local storage on remote storage devices. Instead, Spring teaches a system in which a server emulates local drives as local SCSI removable drives to a set of workstations. See, Spring, page 3, lines 1-5. Workstations access the emulated SCSI removable drives as if they were locally attached removable SCSI drives. See, Spring, page 10, lines 1-3. Because the drives appear as removable drives, the SCSI dismount command can be used to free media for use by other workstations. See, Spring, page 10, lines 16-25. As an example, in the context of a workgroup that works on large files, such as graphics, this allows one user to mount the virtual drive containing a particular image at the user's workstation, work on the image, save the image, and then dismount the virtual media. Another user can then mount virtual media and edit the media. This obviates the need to share physical media such as CD's or tapes while coordinating operations between various workstations.

The invention of Spring is illustrated in FIGURE 1 of Spring, reproduced below.

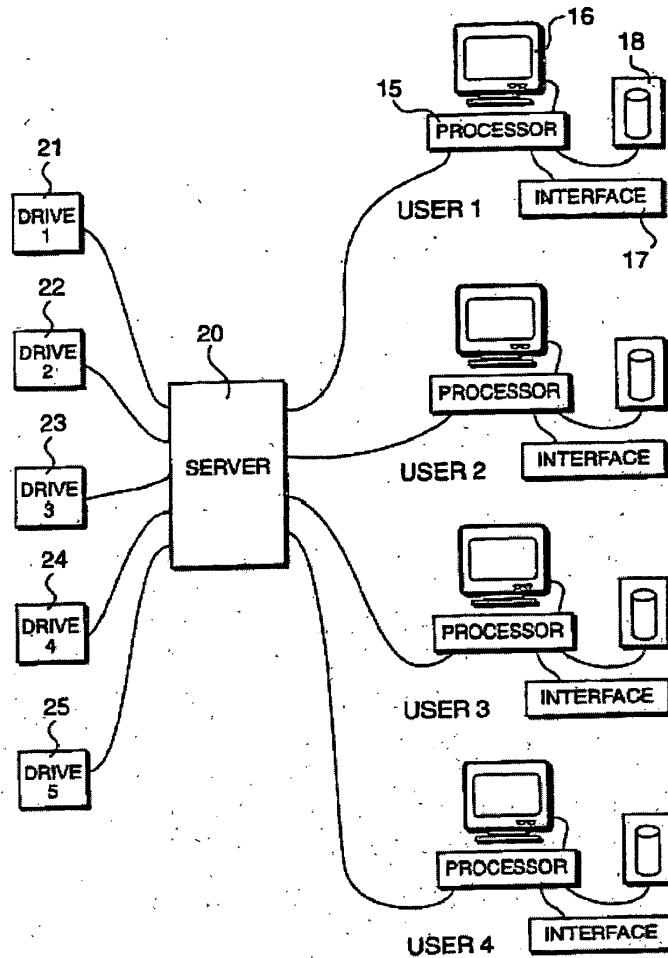


FIGURE 1 of Spring

As shown, the hosts 16 connect via a parallel SCSI bus to server 20 which is further connected to storage devices 21-25. It is clear from the Specification of Spring that the physical drives to which the data is written and from which the data is read are connected using a direct connection, specifically SCSI. Spring repeatedly mentions that the disk drives are implemented in accordance with the RAID 5 configuration. See e.g., Spring, page 6, lines 1-4,

Attorney Docket No.
CROSS1123-17 and
CROSS1123-19

Customer ID: 44654
90/007,125
90/007,317

and page 10, lines 1-5. In 1995, the year of Spring's filing, RAID 5 systems predominately if not exclusively used SCSI drives.² More significantly, Spring stresses that the differences between the emulated drives and physical drives are that the emulated SCSI drives are smaller than the physical drives and the emulated SCSI drives appear as removable while the physical drives are fixed drives. See, Spring, page 8, lines 18-23. Spring does not differentiate the SCSI emulated drives from the physical drives based on protocol and provides no ability to convert between storage protocols. Furthermore, this passage indicates that the physical drives are physically fixed and remain permanently in place. *Id.* Accordingly, Examiner Fleming stated that the system of Spring provides access from the USERS (i.e., host computers) through the server and to the disk drives using SCSI. See, May 24 Office Action, page 7 ("SCSI . . . is used from the USER to the storage router to the disc drives").

The Spring SCSI-to-SCSI system, such as that shown in FIGURE 1 of Spring, does not use at least one serial data transport medium and does not provide the capability to locate storage devices at significant distances from the workstations. There is simply no distance-capable storage link in the system of Spring as Spring relies on distance-limited SCSI interfaces. Indeed, Spring recognizes the inability of SCSI interfaces to provide a distance-capable link stating "a large number of workstations may be provided relatively close to server 20, in which case conventional SCSI interfaces may be employed." See, Spring, page 7, lines 10-12 (emphasis added). Thus, the SCSI-to-SCSI system of Spring does not provide virtual local storage on "remote storage devices" as it lacks at least one distance-capable serial transport medium.

3. Spring's Ethernet-to-SCSI System Does Not Allow Access using NLLBP

While the Spring SCSI-to-SCSI system of FIGURE 1 does not provide for remote storage devices and cannot allow for significant physical distance between the hosts and storage devices, Spring does provide some insight as to how "remote" or physically distant storage devices could be incorporated into the Spring system. While acknowledging that parallel SCSI interfaces have "limited" range, Spring states that in order to create less limited distance separation from hosts to storage devices "in alternative embodiments it may be

² Similar to SCSI, other existing drive connections such as ATA and IDE were severely limited in distance.

Attorney Docket No.
CROSS1123-17 and
CROSS1123-19

Customer ID: 44654
90/007,125
90/007,317

22

necessary to provide alternative connections, possibly via coaxial cables, so as to increase the distance between the server and the workstations". See Spring, page 7, lines 3-7. Spring goes on to state that ". . . in alternative arrangements, workstations may be distributed quite widely through a building, requiring more robust connection between the processor and server 20. It is envisaged that connections of this type should allow the workstation to be displaced from the server by distances in excess of 100 meters, having characteristics similar to high speed Ethernet links." See *Id.* at page 7, lines 12-17. As will be explained more fully below, this alternative embodiment to allow "remote" storage devices in Spring does not meet the claim limitation of "allowing access" between hosts and storage devices "using NLLBPs".

Independent Claim 1 of the '035 Patent not only recites that the storage devices are "remote", but also that the supervisor unit is operable to "allow access from devices connected to the first transport medium to the storage devices using native low level block protocols." Thus, the host computers connected to the first transport medium must be able to access the remote storage devices using a NLLBP. This ability to allow access from host computers to storage devices using a NLLBP, as recited in Claim 1, requires allowing access between the host and storage device(s) using a protocol (i.e., a set of rules) that does not involve the overhead of high level protocols and file systems typically required by network servers, as supported in the '035 Patent Specification and prior litigation interpreting this claim term.

As discussed above, in systems prior to the present invention, when making a request to storage through a network server to allow access between workstations and remote storage devices, a workstation first had to translate the requests from its file system protocols to higher level network protocols in order to communicate with the network server, and the network server would then translate them into low level requests to the storage device(s). In contrast, as described in the '035 Patent, allowing a host to access storage devices using a NLLBP provides a mechanism by which communication between the host and the storage devices can be accomplished faster because there is no need to translate from a network protocol to a NLLBP. See '035 Patent Specification, col. 1, lines 47-60, col. 2, lines 12-15 and 23-26, col. 3, lines 14-25 and col. 4, lines 17-25 (distinguishing an NLLBP from higher-level protocols by contrasting the invention of the '035 Patent (allowing access using NLLBP) to prior art solutions (which allowed access using network protocols requiring translation to NLLBP)). Further, in *Crossroads v. Chaparral Network Storage, Inc.*, Western District of Texas, Civil Action No. A-00-CA-217-SS (the "Chaparral Litigation") and *Crossroads Systems (Texas), Inc., v. Pathlight Technology, Inc.*, Western District of Texas, Civil Action No. A-00CA-248-JN, the Federal

Attorney Docket No.
CROSS1123-17 and
CROSS1123-19

Customer ID: 44654
90/007,125
90/007,317

23

District Court issued a Joint Markman Order (the "Markman Order") interpreting "NLLBP" for the purposes of United States Patent No. 5,941,972 (the "'972 Patent", the parent to the '035 Patent) as follows: "a set of rules or standards that enable computers to exchange information and do not involve the overhead of high level protocols and file systems typically required by network servers." A copy of the Markman Order is attached hereto as Exhibit C. This construction and the validity of the '972 Patent was upheld by the Federal Circuit. A copy of the Federal Circuit decision affirming the decision of the lower court is attached hereto as Exhibit D. Thus, based on both the Specification of the '035 Patent and the Markman Order, an NLLBP is a protocol that enables the exchange of information without the overhead of high-level protocols and file systems typically required by network servers.

As claimed in the '035 Patent, allowing access from host devices to storage devices is done using NLLBPs. Using the example of a first transport medium of Fibre Channel ("FC") and second transport medium of SCSI, a FC workstation can communicate SCSI commands to a storage device using the FC protocol through the storage router. In this case, the storage router receives the FC-encapsulated SCSI commands on the FC transport medium, removes the FC encapsulation and forwards the SCSI commands to the storage devices on the SCSI data transport medium (provided the FC workstation is allowed to have such access as will be discussed more fully below). There is *no translation* of the commands from a higher level network protocol to a native, low level protocol. In other words, the storage router is not required to translate from a high level command (e.g., a file system command or function call with arguments) into a SCSI command. Rather, the storage router strips the FC layer off of the existing SCSI command and forwards the SCSI command to the storage device. Thus, when the FC host workstation is allowed to have access to the SCSI storage device, that access is accomplished using NLLBPs.

Thus, as recited in Claim 1, to "allow access from devices connected to the first transport medium to devices connected to the storage devices using native low level block protocols" requires allowing access from host computers to remote storage devices using NLLBP. Thus, due to the "remote" limitation, Claim 1 requires that at least one transport medium be a serial transport medium and due to the "NLLBP" limitation, the host computers must be allowed access to the remote storage devices using a protocol that does not involve the higher level overhead typically associated with network servers. Spring simply does not teach or suggest any system that will allow hosts to access remote storage devices using NLLBP.

Attorney Docket No.
CROSS1123-17 and
CROSS1123-19

Customer ID: 44654
90/007,125
90/007,317

24

As discussed above, Spring does provide an alternative embodiment to its SCSI-to-SCSI embodiment of FIGURE 1 that can allow for hosts to be separated from storage devices by distances in excess of 100 meters. See, Spring, page 7, lines 3-17. (“... in alternative arrangements, workstations may be distributed quite widely through a building, requiring more robust connection between the processor and server 20. It is envisaged that connections of this type should allow the workstation to be displaced from the server by distances in excess of 100 meters, having characteristics similar to high speed Ethernet links”). The use of coaxial cable for Ethernet networks was common in 1995 (e.g., 10Base-2 and 10Base-5 Ethernet), however, these Ethernet networks required the use of high-level protocols to transmit information between a workstation and a network server. In Ethernet-to-SCSI systems such as that suggested in Spring, a workstation would first translate the request from its file system protocol to a “network protocol” (i.e., Ethernet protocol) and send the request to a network server. The network server would then translate the network protocol to a native low level protocol (i.e., SCSI) and send the low level request to the attached storage device. The problem with this type of system is exactly the problem that the ‘035 Patent described in the Background of the Invention and was designed to overcome. Namely, this type of system creates a bottleneck that slows down the access from the hosts to the remote storage devices. Because, NLLBPs cannot be sent over long distances using a SCSI bus, the workstation must create a network protocol to send requests over the Ethernet transport medium. It takes the workstation a long time to create a network protocol and takes the server time to translate the information sent according to the network protocol into a NLLBP (and visa versa when sending the information back from the storage device to the host). In such a system, data access times from the workstation to the devices are increased.

While Spring provides no guidance as to how the emulated removable SCSI drives would be accessed via Ethernet in the suggested alternative embodiment, at the time of Spring, one of ordinary skill in the art would have understood that access to remote storage via Ethernet required the use of a higher level network protocol and there no teaching or suggestion in Spring otherwise. Thus, it would be understood that the workstations of Spring use a higher level network protocol (e.g., an Ethernet file server protocol) that is then translated by the network server into a NLLBP before access to remote storage devices can be achieved. The system of Spring is exactly the type of system that the present invention was designed to overcome because the system of Spring does involve the overhead of high level protocols typically required by network servers and does require a translation of a network protocol into

Attorney Docket No.
 CROSS1123-17 and
 CROSS1123-19

Customer ID: 44654
 90/007,125
 90/007,317

SCSI commands at the network server when allowing workstations to make requests to and from storage devices. Therefore, Spring does not teach or suggest the limitation “to allow access from devices connected to the first transport medium to the [remote] storage devices using native low level, block protocols.” (emphasis added).

4. Similarly, Oeda Fails to Provide Remote Storage Devices and Allowing Access to the Remote Storage Devices Using NLLBP

Like Spring, Oeda discloses a SCSI-to-SCSI system of connecting a host computer to a storage device(s). See Oeda, FIGURES 1-5. FIGURE 4, illustrative of the Oeda system, is reproduced below.

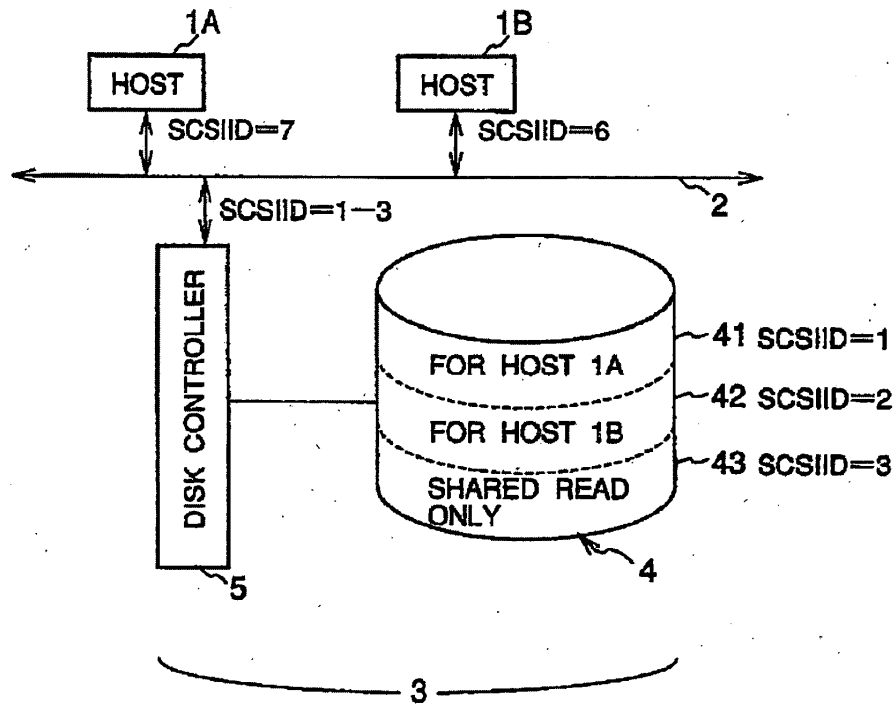


FIGURE 4 of Oeda

Attorney Docket No.
 CROSS1123-17 and
 CROSS1123-19

Customer ID: 44654
 90/007,125
 90/007,317

Using the Example of FIGURE 4 of Oeda, a SCSI magnetic disk storage device 3 (including disk controller 5 and drive unit 4) is connected to two host computers through SCSI bus 2. Thus, hosts communicate to storage devices in this Oeda system using only parallel SCSI; there is no serial transport medium between the hosts and the disk storage device. Consequently, for the reasons discussed above regarding Spring, the Oeda storage device 3 of FIGURE 4 is not remote from the host computers as recited in the independent Claims of the '035 Patent.

Like Spring, Oeda also provides an alternative embodiment that has the capability to provide hosts access to remote storage as shown in FIGURE 6 of Oeda reproduced below. Like Spring, this Oeda embodiment also fails to allow access to remote storage devices using NLLBP.

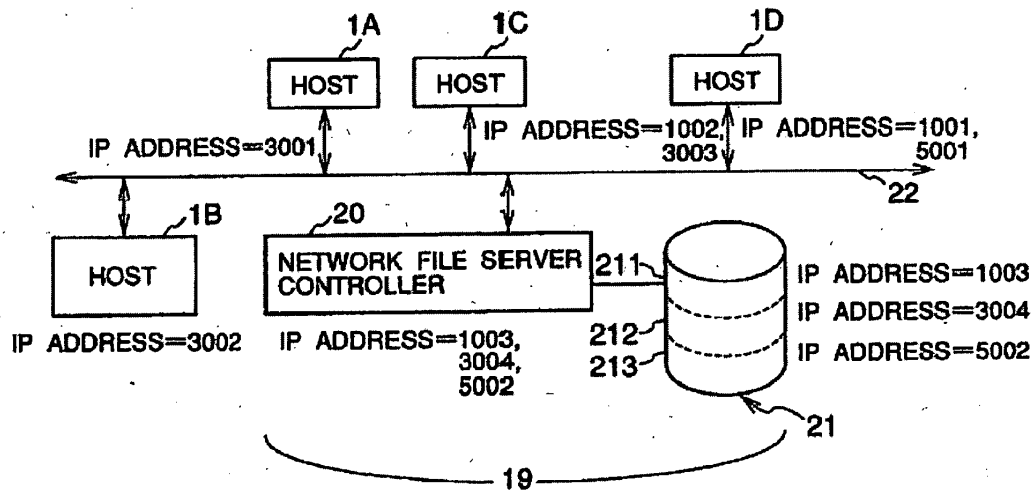


FIGURE 6 of Oeda

In FIGURE 6 of Oeda, Oeda replaces the SCSI bus 2 of FIGURE 4 with an Ethernet connection 22 and inserts into the system a network file server 19. See, Oeda, col. 9, lines 48-67 and FIGURE 6. As this embodiment of Oeda points out, access to remote storage devices required the use of higher-level network protocols and is not done using NLLBP. There is no teaching or suggestion in Oeda to the contrary. In fact, Oeda recognizes that a translation from the network protocol to a NLLBP must occur stating "host computer 1B must accept and deliver

Attorney Docket No.
CROSS1123-17 and
CROSS1123-19

Customer ID: 44654
90/007,125
90/007,317

27

commands and data in which the differences of communication protocols for the SCSI bus 21 and Ethernet are considered.” See, Oeda, col. 9, lines 47-60 (describing replacing the SCSI bus of FIGURE 5 with a network such as Ethernet). Further in conjunction with FIGURE 6, Oeda describes that while this embodiment allows the storage device to be shared among hosts using different operating systems and network protocols, it still requires the use of high-level network protocols between the host computers and file server (e.g., the network protocols used by UNIX, MS-DOS and the general purpose computer to communicate via Ethernet). See, Oeda, col. 10, lines 22-68.

Again, these Ethernet-based systems of Oeda are precisely the types of systems that the present invention was designed to overcome because they do involve the overhead of high level network protocols typically required by network servers and they do require a translation of a network protocol into SCSI commands at the network server when allowing workstations to make requests to and from storage devices. Thus, similar to Spring, Oeda simply does not teach or suggest the limitation “to allow access from devices connected to the first transport medium to the [remote] storage devices using native low level, block protocols.” (emphasis added).

5. Summary – Allowing Access to Remote Storage Devices Using NLLBP

Neither Oeda or Spring, alone or in combination, teach or suggest allowing access from host devices to remote storage devices using NLLBPs. Spring teaches a SCSI-to-SCSI system in which workstations are connected to a network server via a SCSI bus. Spring does not disclose in this embodiment any distance capable serial transport medium, but simply the limited distance, parallel SCSI transport medium. Consequently, the SCSI-to-SCSI system of Spring does not allow access to “remote” storage devices as recited in Claims 1 and 11. In order to provide the ability to access remote storage devices, Spring introduces Ethernet connectivity (replacing the SCSI bus between the workstations and the server with an Ethernet connection) and higher-level network protocols. Because this Ethernet-to-SCSI embodiment of Spring requires the use of higher-level network protocols it does not “allow access from devices connected to the first transport medium to the [remote] storage devices using native low level, block protocols” as recited in Claims 1 and 11.

Similarly, Oeda teaches a SCSI based system and an Ethernet based system that suffer the same deficiencies as the systems of Spring. In the SCSI based system of Oeda, the storage device is also not indirectly connected to the host computer by at least one serial

Attorney Docket No.
CROSS1123-17 and
CROSS1123-19

Customer ID: 44654
90/007,125
90/007,317

28

transport medium. Consequently, the magnetic storage device is not "remote" from the host computers. The Ethernet based systems of Oeda require the use of higher-level network protocols and, as in Spring, do not "allow access from devices connected to the first transport medium to the [remote] storage devices using native low level, block protocols."

Thus, in Spring and Oeda, the storage devices are not remote and access to them from the host is not provided using NLLBPs. Rather, the storage devices are connected using limited distance parallel SCSI buses. In order to provide access to a remote storage device, a higher level network protocol must be introduced. That is, in order to allow the storage devices to become remote in Spring and Oeda, access is no longer provided from the workstations to the storage devices using a NLLBP.³ Applicants therefore respectfully submit that Spring and Oeda do not teach or suggest providing "virtual local storage on remote storage devices" and providing access "from a device connected to a first transport medium to the [remote] storage devices using native low level block protocols" as recited in independent Claim 1. As the cited references, alone or in combination, do not teach or suggest this feature of the present invention, Applicants respectfully request allowance of Claim 1. As will be discussed more fully below, these references certainly do not teach or suggest allowing access to remote storage devices in conjunction with mapping and access controls as claimed in the '035 Patent.

E. "Map" – Neither Spring nor Oeda Teaches or Suggests Mapping Between Devices Connected to the First Transport Medium and the Storage Devices

1. A Map Includes a Representation of the Devices on the First Transport Medium and the Storage Devices

Claim 1 recites a supervisor unit operable "to map between devices connected to the first transport medium and the storage devices." Claims 7 and 11 contain similar features. Mapping between devices connected to the first transport medium and storage devices in the present application refers to a mapping between the workstations/host computers and storage devices such that a particular workstation/host computer on the first transport medium is associated with a storage device, storage devices or portion thereof on the second transport

³ Jibbe, a reference directed to a SCSI interface, simply does not address the issue of remote storage devices or allowing access to these remote storage devices using NLLBPs.

Attorney Docket No.
CROSS1123-17 and
CROSS1123-19

Customer ID: 44654
90/007,125
90/007,317

29

medium. As discussed in the '035 Patent Specification, the mapping provides a correlation between devices on the first data transport medium and the storage devices through one or more steps. See, '035 Patent, col. 2, lines 9 – 12, col. 2, lines 20-21, and col. 8, line 61 – col. 9, line 5. In addition, the Federal District Court in the Chaparral and Pathlight Litigations defined the term “map” in its Markman Order as follows: “to create a path from a device on one side of the storage router to a device on the other side of the router, i.e., from a Fibre Channel device to a SCSI device (or vice-versa). A map contains a representation of devices on each side of the storage router, so that when a device on one side of the storage router wants to communicate to a device on the other side of the storage router, the storage router can connect the devices.” See, Markman Order, Exhibit C, page 12 (emphasis added). Thus, the mapping of the '035 Patent associates the host device(s) on the first transport medium with storage devices on the second transport medium to create a path between the host and the remote storage device (or portion thereof). For example, the map can include mapping a host workstation identifier (e.g., address or other identifier) and a virtual representation of a storage device (e.g., a virtual LUN), and potentially even further from the virtual representation of the storage device to a physical representation of the storage device (e.g., a physical LUN).

2. Neither Spring nor Oeda Teaches or Suggests a Map

As an initial matter, Examiner Fleming recognizes that Spring does not map between devices connected to the first transport medium and the storage devices as recited in Claim 1 (and likewise does not point to any place in Jibbe that teaches or suggests such a mapping). See, May 24 Office Action, page 7 (Spring “does not set forth a mapping between the workstations and the storage devices”). Instead, Examiner Fleming attempts to rely on Oeda to show mapping. See, May 24 Office Action, page 7 (“a mapping between workstations (in the form of HOSTs) and the assigned partitions (41-43) is clearly shown”). Oeda, however, does not teach mapping as recited in the '035 Patent because there is no “map” that contains a representation of a device on one side of the storage router and a representation of a storage device on the other side of the storage router so as to create a path to connect the device to the storage device (e.g., to connect the fibre channel host device to a SCSI storage device).

There is no map in Oeda that includes a representation of devices on one side of the disk controller and storage devices on the other side. Such a map is not necessary or used in Oeda, at least in part, because the Hosts are responsible for knowing which target SCSI IDs they can request and the disk controller processes target SCSI IDs without regard to the host

Attorney Docket No.
CROSS1123-17 and
CROSS1123-19

Customer ID: 44654
90/007,125
90/007,317

30

that asserts the ID. Oeda discloses a host-based methodology to associate hosts with a storage partition and does not disclose a “map between devices connected to the first transport medium and the storage devices.” See Oeda, Col. 8, lines 9-13 (host computers are set by the operating system). In Oeda, SCSI IDs for target devices are processed by a SCSI control large-scale integrated circuit (“LSI”) as described in conjunction with FIGURE 7. The LSI contains n comparators and ID registers, with each register containing a SCSI ID for a target device. See Oeda, col. 5, lines 44-48. When a host computer requests a particular target, it does so in the “selection phase” by marking “true” the data line among the eight data lines of the SCSI bus which correspond to the SCSI ID number of the target. See *id.* at col. 5, lines 14-22. Each comparator compares the ID number asserted during the selection phase (e.g., the ID of the desired target) with the ID in the respective register and, if a match is made, generates an ID coincidence signal. See *id.* at col. 5, lines 48-51. Using the example of FIGURE 7, if a host asserts ID 1 on the SCSI bus, comparator 74 will compare the asserted ID to the contents of register 71, comparator 75 will compare the asserted ID to the contents of register 72 and comparator 76 will compare the asserted ID to the contents of register 73. Because the asserted ID matches the contents of register 71, comparator 74 will generate an ID coincidence signal, indicating that the host is requesting SCSI ID 1. The CPU will then process the subsequent commands and data to read data from or write data to the appropriate partition associated with SCSI ID 1 (e.g., partition 41). See, Oeda, col. 5, line 64 through col. 6, line 13. This process is done without regard to the host that actually asserted the SCSI ID 1 in the selection phase. Thus, whenever LSI receives SCSI ID 1 in the selection phase, it processes the corresponding command to read from or write to the appropriate partition regardless of the host device that asserted SCSI ID 1.

The Examiner cites Oeda at Column 7 lines 53-Column 8, line 30 for the proposition that Oeda shows a “map”, however, this reliance on Oeda is misplaced. In a multi-host environment, such as that depicted in FIGURE 4 of Oeda (shown above), each host is set beforehand by its operating system to only request specific SCSI ID’s. See Oeda, col. 8, lines 9-31. Put another way, the operating system sets each host to limit the target SCSI IDs that host can select during the SCSI selection phase. In the example of Oeda, Host 1A is configured by the operating system to request only SCSI ID 1 and SCSI ID 3 and Host 1B is configured by the operating system to request only SCSI ID 2 and SCSI ID 3. See Oeda, col. 7, lines 57-65. Oeda states that it is the operating system of the computer system that sets the host computers beforehand. See Oeda, col. 8, lines 9-13. After the OS sets the host computer

Attorney Docket No.
CROSS1123-17 and
CROSS1123-19

Customer ID: 44654
90/007,125
90/007,317

31

selection configuration, when a particular host selects a particular target ID, for example target ID 1, the LSI of the disk controller identifies the appropriate partition (e.g., partition 41) as described in conjunction with the selection logic of FIGURE 7. Due to Oeda's method for using the operating system to set hosts, the disk controller does not have to (and does not) map host IDs to target SCSI IDs because only hosts configured to request target ID 1, will request ID 1 in the selection phase. Indeed, Oeda fully admits that it does not need or use such a map, stating "when disk controller 5 performs the exclusive control between an access from the host computer 1A and an access from the host computer 1B, it need not consider the difference of the device ID's (here SCSI ID's=7,6) *of the respective host computers 1A and 1B*, but it may merely judge pertinent ones of the device ID's (SCSI ID's=1, 2 and 3) of the respective partitions 41, 42, 43 selected by the host computer 1A and 1B." Oeda, col. 8, lines 20-30 (emphasis added).

Thus, in the Oeda host-based system, the *hosts* know which target SCSI IDs to request and therefore there is no need for a map at the disk controller that controls whether a particular host is mapped to (and can therefore access) a particular storage device (or portion of a storage device). In Oeda each host knows the storage device SCSI IDs it is permitted to access and makes requests only to those storage device IDs. When the disk controller receives a target SCSI ID from a host it directs commands and data to the partition associated with that requested target SCSI ID without regard to the host that made the request. In other words, the disk controller in Oeda does not consult any map to determine whether the host should be connected to the requested target SCSI ID; rather, if the disk controller of Oeda receives a request, it simply forwards it to the appropriate SCSI ID. There is simply no teaching or suggestion in Oeda that disk controller 5, or any other device in Oeda, maintain a "map" that contains a representation of host devices on one side of the disk controller and representations of storage devices on the other side of the disk controller as recited in the claims of the '035 Patent.

Thus, while Oeda does touch on the concept of setting host computer configuration by the operating system (*see* Oeda, col. 8, lines 9-13), it does not teach or suggest doing any form of "mapping" as claimed in the '035 Patent. For example, setting the host configuration to define which target SCSI IDs a host may request can be done by setting registers in the host's host bus adapter ("HBA"). This methodology entails setting flags in registers of the host HBA indicating which SCSI bus lines the host can or cannot set as true. Thus, each host would simply have a listing or set of flags that indicate which target SCSI IDs are available to that

Attorney Docket No.
CROSS1123-17 and
CROSS1123-19

Customer ID: 44654
90/007,125
90/007,317

32

host, but not a map as recited in the '035 Patent that represents that host device itself or the storage devices (i.e., Host 1A does not map itself to storage devices, but simply contains a list or set of register settings indicating that the HBA can only assert true on the bus lines for target SCSI ID 1 and SCSI ID 3). Neither the disk controller nor the individual hosts in Oeda are operable to map between devices on the first transport medium and storage devices. Thus, the host-based configuration method discussed by Oeda does not teach or suggest a map as recited in the '035 Patent.

Furthermore, the mapping recited in the '035 Patent is between host devices connected to the first transport medium and the storage devices that are remote from the host devices. As discussed above, Oeda achieves remoteness through the introduction of Ethernet as discussed in conjunction with FIGURE 6 without the use of NLLBPs. In the Ethernet based system of Oeda, portions of storage are assigned IP addresses based on the operating system/network protocol that is allowed access that IP address and *not* the specific hosts that can access the storage. See, Oeda, col. 10, lines 14-22. Thus, for example, in FIGURE 6 of Oeda, partition 213 is assigned IP address 5002, which is accessible by MS-DOS based computers (i.e., any host computer that runs MS-DOS). In contrast to the invention claimed in the '035 Patent, there is no map between hosts devices and storage devices as the partitions of Oeda's Ethernet system are simply "held in correspondence with OS's and network protocols." See, Oeda, col. 10, lines 24-27. Once again, the Oeda system controller (network file server 19 in FIGURE 6) does not contain a map with representations of particular host computers associated with particular storage partitions, but rather Oeda simply reviews the incoming request to a partition, sees that the incoming request uses a network protocol compatible with the IP address, and allows the request to go to the storage partition without regard to which host sent the request. This is not, and Oeda therefore does not teach or suggest, a map containing a representation of the host devices associated with a representation of the remote storage devices as recited in the claims of the '035 Patent.

F. "Access Controls" – Neither Spring nor Oeda Teaches or Suggests Implementing Access Controls

1. Implementing Access Controls

Claim 1 recites a supervisor unit operable "to implement access controls for storage space on the storage devices and . . . to allow access from devices connected to the first

Attorney Docket No.
CROSS1123-17 and
CROSS1123-19

Customer ID: 44654
90/007,125
90/007,317

33

transport medium to the storage devices using native low level, block protocols.” To implement access controls requires more than simply allowing a host to have access to a storage device. Implementing access controls is a security measure designed to prevent unauthorized access from workstations to particular storage devices or subsets of storage as claimed and described in the ‘035 Patent. When access controls are implemented, particular workstations may be permitted or denied access to particular storage devices or subsets of storage devices. See, e.g., FIGURE 3 of the ‘035 Patent and Graphic 5 above. The storage router uses access controls and routing “such that each workstation has controlled access to only the specified partition of [a storage device] which forms virtual local storage for the workstation. This access control allows security control of the specified data partitions.” See, ‘035 Patent, col. 4, lines 29-34. Further, according to the Markman Order, to “implement access controls” for storage space on the storage devices means to provide “controls which limit a computer’s access to a specific subset of storage devices or sections of a single storage device.” See, Markman Order, Exhibit C, page 6.

The access controls of the ‘035 Patent depend on the map discussed above to control access of devices on a first transport medium (e.g., workstations) to storage devices such that requests from devices connected to the first transport medium are directed to assigned virtual local storage on the storage devices. In other words, the storage to which each workstation is permitted access is controlled through the use of the map. See, ‘035 Patent, col. 4, lines 13-16 (“storage allocated to each . . . workstation 58 through the use of mapping tables or other mapping techniques”). Thus, “the router can . . . map, for each initiator, what storage access is available and what partition is being addressed by a particular request. In this manner, the storage space provided by [storage devices] can be allocated to [devices connected to the first transport medium]” See ‘035 Patent, col. 8, lines 67 – col. 9, line 5.

The access controls of Claim 1 thus permit or deny access from particular host devices connected to the first data transport medium to particular storage devices (or subsets thereof) according to a map that associates the host devices with the remote storage devices. The access controls are part of the configuration for routing commands according to the map from a device connected to the first transport medium to *defined* storage location(s) using NLLBPs (i.e., without requiring the overhead of high level protocols typically required by network servers). The access controls of the present invention thus limit access by workstations to storage devices or subsets of storage devices by allocating storage according to the map.

Attorney Docket No.
CROSS1123-17 and
CROSS1123-19

Customer ID: 44654
90/007,125
90/007,317

34

2. Spring Does Not Implement Access Controls

Regarding Spring, Examiner Fleming stated:

Implementing of access controls is clearly described throughout the disclosure, especially noting that each USER has access to a large number of removable disc drives (see page 7, lines 18-27), thereby teaching the implementation of *some sort of access controls*, with the storage router (server 20) determining if the requested drive is available, and if so, granting access to the requesting workstation (see page 8, lines 10-17). Thus the access is ultimately controlled and allowed by the storage router (server 20). See, May 24 Office Action, page 6.

The passage of Spring cited by Examiner Fleming, namely page 8, lines 10-17, describes a conventional mechanism by which a server coordinates host access to SCSI drives, however this conventional mechanism is accomplished without access controls as defined in the '035 Patent as the coordination of host access described in Spring does not assign particular storage devices or portions thereof to particular workstations (or other device on the first transport medium). This conventional mechanism is not designed to limit any particular host from accessing any particular storage device, but rather to coordinate access to storage between hosts so as to avoid contention between hosts for the same storage. In the conventional mechanism described in Spring, when a workstation requests a logical disk drive, the server determines if the requested logical disk drive is available and if the logical disk drive is available, allows the workstation to access the logical disk drive. Under this scheme, any workstation can access the logical disk drive so long as the drive is available. In other words, Spring does not describe any mechanism that limits host access based on the ID of the host or which particular storage device the host wishes to access; rather, Spring simply uses a conventional SCSI mechanism to coordinate access based on storage device availability. There is simply no teaching or suggestion in Spring that the availability of the logical drive depends on the workstation requesting the drive and whether that particular workstation has been associated with that drive according to some mapping technique. In Spring, there is no map between the workstations of Spring and the emulated SCSI removable drives (as discussed above) that implements access controls to limit a particular workstations ability to access particular emulated SCSI removable drives.

Attorney Docket No.
CROSS1123-17 and
CROSS1123-19

Customer ID: 44654
90/007,125
90/007,317

35

This lack of access controls is demonstrated by Spring's utilization of aspects of removable SCSI drives to coordinate operations between workstations and the fixed SCSI disks. As described above, server 20 in Spring presents large fixed disk drives as multiple, smaller SCSI removable disks. When a workstation wishes to access one of the emulated SCSI removable disks, the workstation will request the logical drive using conventional SCSI command. See, Spring, page 8, lines 4-8. The server will determine if the logical disk drive is available and, if so, will return data to the workstation regarding the logical disk drive including the fact that the logical drive is removable. See, Spring, page 8, lines 10-17. The workstation can then transfer data to the logical disk. See, Spring, page 9, lines 1-3. Once the data transfer is complete, the workstation will issue a SCSI DISMOUNT command to the emulated SCSI removable disk drive. See, Spring, page 10, lines 17-20. Server 20 "acts upon the dismount command by *releasing the logical drive such that it can be accessed by other workstations.*" See, Spring, page 10, lines 24-25 (emphasis added). Thus, Spring is utilizing mechanisms to coordinate access between hosts and storage devices to make sure the storage devices is available.

However, in contrast to the invention of the '035 Patent, this methodology described in Spring does not limit access of particular workstations to specific assigned subsets of storage devices or portions thereof. Rather, any workstation can access any logical removable drive so long as that logical removable drive is not busy (i.e., is available). The use of the DISMOUNT command is to facilitate the coordination of operations of the multiple workstations that all have access to the same portions of the fixed disk drives, and *does not* prevent the access of particular workstations to specific portions of the fixed disk drives. There is simply no mechanism in Spring that prevents particular hosts from accessing particular storage. Spring thus teaches a system that *coordinates* access by multiple workstations to shared disk drives, not a system that permits or denies access by particular workstations to shared disk drives (i.e., Spring does not "limit a computer's access to specific subset of storage devices or sections of a single storage device"). Applicants respectfully submit that Spring as cited by Examiner Fleming does not teach access controls as defined by the '035 Patent. Accordingly, Applicants respectfully request allowance of Claims 1, 7 and 11 and the respective dependent Claims.

Moreover, the Ethernet based system of Spring does not teach or suggest providing access controls for storage devices that are accessed by host computers using a NLLBP. As discussed above, the Ethernet based system of Spring relies on higher level protocols to achieve remote storage. In fact, Spring provides no discussion as to how to implement access

Attorney Docket No.
CROSS1123-17 and
CROSS1123-19

Customer ID: 44654
90/007,125
90/007,317

36

controls in its Ethernet methodology (e.g., there is no discussion how emulating removable SCSI drives are presented over Ethernet to a host or how the DISMOUNT command is processed over Ethernet). Indeed, while there are no access controls as defined by the '035 Patent disclosed in Spring's SCSI-to-SCSI implementation, there is no discussion of any mechanism to limit access for the barely mentioned Ethernet based system of Spring. Thus, Spring fails to teach or suggest implementing access controls from remote storage devices that are accessed by a host computer using an NLLBP. Accordingly, Applicants respectfully request allowance of Claims 1 and 11.

3. Oeda Does Not Teach or Suggest Access Controls

Claim 1 (and Claim 10) of the '035 Patent recites "a supervisor unit . . . operable to . . . implement access controls for storage space on the storage devices." Similarly, Claim 7 recites a storage router "to implement access controls for storage space on the storage devices." The supervisor unit of Claim 1 and storage router of Claim 7 are each clearly configured to connect between the data transport medium to which the host devices are connected and the data transport medium of the storage devices are connected to provide for centralized management of access controls, thus allowing the ability to centrally control and administer storage space. See, '035 Patent, col. 2, lines 33-38. Claim 11 further recites together "mapping between devices connected to the first transport medium and implementing access controls for storage space on the storage devices." The mapping and implementing access controls, as discussed above, are tied together as access controls are implemented to "cause certain requests from FC Initiators to be directed to assigned virtual local storage." See, '035 Patent, col. 8, lines 61-64. Again, access controls are performed by a device (supervisor unit/storage router) where mapping between devices on the first transport medium and the storage devices occurs, allowing for central control of storage space.

The SCSI-to-SCSI implementation of FIGURE 4 of Oeda does not provide for this type of access controls. In other words, there is no device in the system of FIGURE 4 of Oeda that manages storage space for hosts using mapping. Instead, in Oeda each host computer is set by the operating system to be assigned to a particular partition. Thus each host in Oeda contains flags, or other indications set beforehand, of the target SCSI bus lines corresponding to target SCSI IDs it can request so that each host can only request those target IDs (e.g., Host 1A is configured so that it can only send requests to SCSI ID 1 and SCSI ID 3). See, Oeda,

Attorney Docket No.
CROSS1123-17 and
CROSS1123-19

Customer ID: 44654
90/007,125
90/007,317

col. 8, lines 9-14. Because Host 1A is configured not to request SCSI ID 2, it will not erroneously request partition 42. See, Oeda, col. 8, lines 14-16. The control of the SCSI IDs and therefore corresponding partitions that hosts can request thus occurs at *each of the hosts* and not at a supervisor unit/storage router or mapping as in the Claims 1, 7 and 11 of the '035 Patent.

In contrast to Oeda, Claims 1 and 7 of the '035 Patent require a supervisor unit or storage router that "implements access controls". In contrast, Oeda, has no supervisor unit or storage router connected between the hosts and remote storage devices that implements access controls. The disk controller 5 of Oeda as shown with reference to LSI 6 of FIGURE 7, simply forwards requests for a particular SCSI ID to the appropriate target. The disk controller does not process the host IDs, or perform any other mechanism to limit access of any particular host to any particular storage. The disk controller merely processes "pertinent ones of the device ID's (SCSI ID's=1, 2 and 3) of the respective partitions 41, 42, 43 selected by the host computer 1A and 1B." Oeda, col. 8, lines 20-30. Disk controller 5 is completely agnostic as to which host asserts a specific target ID as it is assumed in Oeda available target IDs are set beforehand at the hosts. Thus, disk controller 5 does not act as a storage router or supervisor unit that implements access controls for the storage space to limit a host's access to portions of the storage space.

Similarly, Oeda does not have a "mapping between devices connected to the first transport medium and the storage devices and implementing access control for storage space" as recited in Claim 11. In the '035 Patent, the implementation of access controls is accomplished in conjunction with the map which maps the host devices to the remote storage devices. As discussed above, neither the disk controller 5 of Oeda nor any other component of Oeda utilize a map that maps between devices connected to the first transport medium and the storage devices. There is, consequently, no component of Oeda that uses a map to provide for management of storage space by "mapping between devices connected to the first transport medium and the storage devices and implementing access controls for storage space." In other words, there is no teaching in Oeda of implementing access controls by providing a mapping of what storage access is available and what partition is being addressed by a particular request such that "the storage space provided by [storage devices] can be allocated to [devices connected to the first transport medium]" See '035 Patent, col. 8, lines 67 – col. 9, line 5.

Attorney Docket No.
CROSS1123-17 and
CROSS1123-19

Customer ID: 44654
90/007,125
90/007,317

38

In Oeda, because the hosts are set to know which SCSI IDs they can request and any host (or other device) that asserts a particular SCSI target ID is granted access to the corresponding partition, there is simply no mechanism (e.g., supervisor unit, storage router or mapping) that limits each particular hosts' access to the storage device or particular partitions of the storage device. Therefore, Applicants respectfully request allowance of Claims 1, 7 and 11.

4. The Ethernet Based Configuration of Oeda Does Not Teach or Suggest Any Form of Access Controls For Remote Storage

As discussed previously, the storage devices for which access controls are provided are "remote storage devices" that are remote from the host devices requesting access. The portions of Oeda cited by the Examiner, namely those associated with of FIGURE 4, as allegedly providing access controls are discussed entirely within the context of a local, SCSI-to-SCSI storage implementation. While this host-based mechanism of Oeda is not the claimed access controls mechanism of the '035 Patent (as discussed above), Oeda provides no teaching or suggestion as to how even that host-based mechanism could be implemented for remote storage and, indeed, discards entirely that host-based storage allocation mechanism of FIGURE 4 when moving to the remote storage implementation of FIGURE 6.

As discussed above, Oeda introduces Ethernet to achieve remoteness. As shown in FIGURE 6, portions of storage are assigned IP addresses based on the operating system that can access that IP address, not the specific hosts that can access the storage. See, Oeda, col. 10, lines 14-22. Thus, for example, partition 213 is assigned IP address 5002, which is accessible by MS-DOS based computers. See, Oeda, col. 10, lines 37-39. Any computer that supports MS-DOS can access partition 213. See, Oeda, col. 10, lines 46-54 (explaining how the network file server handles requests to a particular IP address). The network file server does not provide any security to prevent hosts using the same operating system from accessing each other's data but simply forwards requests to a particular IP address to the proper storage.

While Oeda discloses providing remote storage, this is done using a higher level network protocol (not using NLLBP) without any access controls as claimed in the '035 Patent. Any computer using the same operating system and higher level network protocols can access the same partitions of storage. Oeda does not teach or suggest providing access controls for remote storage that is accessed by a host using NLLBP and, consequently, does not remedy

Attorney Docket No.
CROSS1123-17 and
CROSS1123-19

Customer ID: 44654
90/007,125
90/007,317

the deficiencies of Spring. Applicants therefore respectfully request allowance of Claims 1 and 11.

G. The Combination of Oeda and Spring Does Not Teach or Suggest the Present Invention

Even assuming *arguendo* that Spring and Oeda can be combined as suggested by Examiner Fleming, these references in combination do not teach or suggest the present invention. If combined in a SCSI-to-SCSI system, the combination of Spring and Oeda fails to teach or suggest mapping and implementing access controls for the storage space or mapping and implementing access controls at a supervisor unit or storage router. For remote storage, both Spring and Oeda teach the use of higher level network protocols and neither teaches mapping between devices connected to the Ethernet transport medium and the remote storage devices or implementing access controls for the storage space on the remote storage devices. Thus, the combination of Spring and Oeda fails to disclose allowing access to remote storage using a NLLBP in conjunction with providing a mapping between devices connected to a first transport medium and remote storage in conjunction with implementing access controls for the remote storage devices.

H. The Jibbe Reference Does Not Address the Deficiencies of Spring and Oeda

Jibbe discloses a SCSI interface that is used to connect a host computer to a SCSI disk array. The interface of Jibbe allows a host computer to transfer operations to a number of disk drives configured as a RAID 1, 2, 3, 4, or 5 disk array. See, Jibbe, Abstract. There is simply no teaching or suggestion in Jibbe that the disk array should be attached by anything other than a local SCSI bus and consequently does not teach or suggest remote storage devices. Moreover, Examiner Fleming did not cite the Jibbe reference as showing, nor does the Jibbe reference appear to show, mapping between devices connected to the first transport medium and the storage devices, implementing access controls or allowing access from hosts to storage devices using NLLBP.

I. Summary: There is No *Prima Facie* Case of Obviousness

The '035 Patent provides a system and method which allows a host computer to access remote storage devices using an NLLBP, while mapping between the host computers and

Attorney Docket No.
CROSS1123-17 and
CROSS1123-19

Customer ID: 44654
90/007,125
90/007,317

40

remote storage devices (or portions thereof) and implementing access controls for storage space on the remote storage devices. Spring and Oeda teach either local SCSI-to-SCSI systems that do not provide remote storage or Ethernet-to-SCSI systems that rely on higher level protocols. While the Examiner has attempted to point to access controls in Spring and access controls and mapping in Oeda, these references show neither access controls nor mapping. Moreover, the portions in Spring and Oeda relied on for mapping and access controls (which do not, in fact, show mapping and access controls as discussed above) only apply to the SCSI-to-SCSI local storage implementations and do not apply to the Ethernet-to-SCSI implementations of these references that allow for remote storage. Consequently, Spring and Oeda do not show a system or method that provides access from host computers to remote storage using NLLBP, while applying access controls that limit a host computer's access to specified portions of the remote storage, nor do they teach mapping between the host computers and the remote storage devices.

None of the additional art cited by the Examiner remedy the deficiencies of Oeda and Spring. Jibbe does not address the issue of remote storage, nor does Jibbe discuss access controls or mapping.

Applicants respectfully submit that the Examiner has failed to establish a *prima facie* case of obviousness for Claims 1-14 as the prior art references do not disclose, teach or suggest all of the claim limitations. Specifically, the prior art cited by Examiner Fleming does not teach or suggest: i) providing virtual local storage on remote storage devices and allowing access from devices connected to the first transport medium to the remote storage devices using a NLLBP; in conjunction with ii) mapping between devices on the first transport medium and the storage devices; in conjunction with iii) implementing access controls. While Examiner Fleming provided a thorough analysis of Spring and Oeda, these references simply fail to teach the claimed limitations. Furthermore, Jibbe does not make up for the deficiencies of Spring and Oeda. Accordingly, Applicants respectfully request allowance of Claims 1-14.

II. Conclusion

Applicants appreciate Examiner Fleming's consideration of the previous response and Examiner's interview when drafting the May 24 Office Action. Moreover, Applicants further appreciate Examiner Fleming's careful and detailed review of all of the submitted prior art and the issuance of a non-final office action. Applicants respectfully submit, however, that Claims

Attorney Docket No.
CROSS1123-17 and
CROSS1123-19

Customer ID: 44654
90/007,125
90/007,317

41

1-14 are distinguishable from Spring, Oeda and Jibbe for the reasons stated herein. Therefore, Applicants respectfully request allowance of all claims subject to reexamination.

This Reply was served via First Class Mail on July 22, 2005 to:

Larry E. Severin
Wang, Hartmann & Gibbs,
PC
1301 Dove Street, #1050
Newport Beach, CA 92660

William A. Blake
Jones, Tullar & Cooper, PC
P.O. Box 2226 Eads Station
Alexandria, VA

The Director of the U.S. Patent and Trademark Office is hereby authorized to charge any fees or credit any overpayments to Deposit Account No. 50-3183 of Sprinkle IP Law Group.

Respectfully submitted,

Sprinkle IP Law Group
Attorneys for Applicant



John L. Adair
Reg. No. 48,828

Date: July 22, 2005
1301 W. 25th Street, Suite 408
Austin, TX 78705
Tel. (512) 637-9223
Fax. (512) 371-9088

**This Page is Inserted by IFW Indexing and Scanning
Operations and is not part of the Official Record**

BEST AVAILABLE IMAGES

Defective images within this document are accurate representations of the original documents submitted by the applicant.

Defects in the images include but are not limited to the items checked:

- BLACK BORDERS
- IMAGE CUT OFF AT TOP, BOTTOM OR SIDES
- FADED TEXT OR DRAWING
- BLURRED OR ILLEGIBLE TEXT OR DRAWING
- SKEWED/SLANTED IMAGES
- COLOR OR BLACK AND WHITE PHOTOGRAPHS
- GRAY SCALE DOCUMENTS
- LINES OR MARKS ON ORIGINAL DOCUMENT
- REFERENCE(S) OR EXHIBIT(S) SUBMITTED ARE POOR QUALITY
- OTHER: _____

IMAGES ARE BEST AVAILABLE COPY.

As rescanning these documents will not correct the image problems checked, please do not report these problems to the IFW Image Problem Mailbox.

ARTIFACT SHEET

Enter artifact number below. Artifact number is application number + artifact type code (see list below) + sequential letter (A, B, C ...). The first artifact folder for an artifact type receives the letter A, the second B, etc..
Examples: 59123456PA, 59123456PB, 59123456ZA, 59123456ZB

(901007, 125CA)

Indicate quantity of a single type of artifact received but not scanned. Create individual artifact folder/box and artifact number for each Artifact Type.

- | | | |
|--------------------------|---------------------------------|--------------------------|
| <input type="checkbox"/> | CD(s) containing: | <input type="checkbox"/> |
| | computer program listing | |
| | Doc Code: Computer | Artifact Type Code: P |
| | pages of specification | <input type="checkbox"/> |
| | and/or sequence listing | |
| | and/or table | |
| | Doc Code: Artifact | Artifact Type Code: S |
| | content unspecified or combined | <input type="checkbox"/> |
| | Doc Code: Artifact | Artifact Type Code: U |

- Stapled Set(s) Color Documents or B/W Photographs
Doc Code: Artifact Artifact Type Code: C

- Microfilm(s)
Doc Code: Artifact Artifact Type Code: F

- Video tape(s)
Doc Code: Artifact Artifact Type Code: V

- Model(s)
Doc Code: Artifact Artifact Type Code: M

- Bound Document(s)
Doc Code: Artifact Artifact Type Code: B

- Confidential Information Disclosure Statement or Other Documents marked Proprietary, Trade Secrets, Subject to Protective Order, Material Submitted under MPEP 724.02, etc.
Doc Code: Artifact Artifact Type Code X

- Other, description: _____
Doc Code: Artifact Artifact Type Code: Z

March 8, 2004

EXHIBIT B

IN THE UNITED STATES DISTRICT COURT
FOR THE WESTERN DISTRICT OF TEXAS
AUSTIN DIVISION

FILED
DISTRICT DIVISION

2005 JUN 21 AM 11:28

WESTERN DISTRICT OF TEXAS
U.S. CLERK'S OFFICE

BY: [Signature] DEPUTY

CROSSROAD SYSTEMS (TEXAS), INC.,
Plaintiff,

-vs-

Case No. A-03-CA-754-SS

DOT HILL SYSTEMS CORPORATION,
Defendant.

REPORT AND RECOMMENDATION OF THE SPECIAL MASTER
REGARDING UNITED STATES PATENT NOS. 5,941,972 and 6,425,035 B2

Attached hereto is the Special Master's Report and Recommendation to United States District Judge Sam Sparks regarding the construction of claims in United States Patent Nos. 5,941,972 ("the '972 patent") and 6,425,035 B2 ("the '035 patent").

The Special Master notes that during the course of the pre-hearing and post-hearing briefing as well as the *Markman* hearing itself, the parties reached agreement on certain terms initially identified as being in dispute. For instance, the parties' stipulated definition of the claim term "native low level, block protocol," which is the same in both patents, was incorporated into their Stipulated Definitions of Claim Terms [#131], filed with the Court on August 31, 2004. Also, although Crossroads initially identified the term "remote storage devices" in the '035 patent as one of the terms requiring the Court's construction, it has apparently abandoned that position since the parties' dispute over the meaning of "remote storage devices" may be resolved by the Court's construction of the word "remote" without the need for a separate construction of the entire phrase.


Additionally, in its post-hearing briefing, Crossroads stipulated to Dot Hill's definition of the term "allow access" in both patents based on the representations of Dot Hill's counsel at the hearing and in Dot Hill's briefing that the portion of Crossroads' proposed definition which was excluded by Dot Hill's definition—"preventing unauthorized communication"—is part of the definition of the phrase, "implementing access controls," which also appears in the patents. See

245

Crossroads's Post-Hr'g *Markman* Br. at 8; Tr. of *Markman* Hr'g at 119:2-19; Dot Hill's Post-*Markman* Hr'g Claim Construction Br. at 22.

Proposed constructions for the remaining disputed terms are attached hereto. The parties may file written objections to the recommendations made in this report within ten (10) days from the date of their receipt of it pursuant to the Court's Order of February 23, 2004.

SIGNED this the 19th day of January 2005.


KARL BAYER
SPECIAL MASTER

Special Master's Proposed Construction of Disputed Terms		Dot Hill's Evidence		Special Master's Construction
Actual Claims Language	Crossroads' Proposed Construction	Crossroads' Evidence	Dot Hill's Proposed Construction	Dot Hill's Evidence
<p>A storage router for providing virtual local storage on remote storage devices to devices, comprising: a buffer providing memory work space for the storage router; a first controller operable to connect to and interface with a first transport medium;</p>	<p>Remote: "Indirectly connected through at least one serial network transport medium that encapsulates the native low-level block protocol."</p>	<p>Remote: Intrinsic: '035 patent: col. 1, ll. 23-36; col. 2, ll. 1-34; col. 5, ll. 46-48; col. 5, ll. 52-57; col. 6, ll. 19-31; col. 9, ll. 26-31. Extrinsic: Tr. 102:14-20; Rhyne Cross, Tr. 159:17-18; Rhyne Cross, Tr. 161:7-8; Rhyne Cross, Tr. 174:14-24; Tr. 180:5-14; Mr. Ervine's Notes, Shelton Decl. ISO Crossroads' Reply, Ex. 4.</p>	<p>Remote: Indirectly connected and capable of physical separation. NOTE: This is the definition of <i>remote</i>, but since this phrase appears only in the preamble to explain the context in which the storage router is used, it is not a limitation of this claim.</p>	<p>computer through a network)." (DHS Brief Ex. 10) Remote: Indirectly connected through at least one serial network transport medium. Intrinsic: '035 Patent: Col. 1, lines 39-42 using the term "remote" to refer to storage which is not "local," and defining "local" as "a disk drive, tape drive, CD-ROM drive or other storage device contained within, or locally connected to the workstation." Col. 1, lines 63-67, describing storage capacity which is not local as "remote." Col. 2, line 32 "significantly remote" Extrinsic: <i>Webopedia</i> definition of "remote." (Last modified</p>

Special Master's Proposed Construction of Disputed Terms			
Actual Claims Language	Crossroads' Proposed Construction	Crossroads' Evidence	Dot Hill's Proposed Construction
			<p>September 1, 1996) as "In networks, remote refers to files, devices, and other resources that are not connected directly to your workstation. Resources at your workstation are considered local" (DHS Brief Ex. 6)</p> <p><i>Webopedia</i> definition of "local" (Last modified September 1, 1996) as "In networks, local refers to files, devices, and other resources at your workstation. Resources located at other nodes on the network are remote." (DHS Brief Ex. 6)</p> <p>Deposition of inventor Hoese, pages 143, 146, 147, 154-155 confirming that "remote" is not a function of distance by stating "It appears to be that the intent was to describe the storage as</p>
			<p>Special Master's Construction</p>

Actual Claims Language	Crossroads' Proposed Construction	Special Master's Proposed Construction of Disputed Terms	Dot Hill's Evidence	Special Master's Construction
			<p>not being directly connected as local storage would be, but to be connected remotely, as in across a network or other means." (DHS Brief Ex. 14)</p> <p>Deposition of inventor Russell pages 104-105 confirming that "remote" is not a function of distance by stating "And it might be right next to me or it could be, you know, across the country, but that would allow me to get at that remote storage." (DHS Brief Ex. 15)</p> <p>Declaration of Rhyze, paragraph 19, stating that "[t]he meaning of 'remote' in general and in the specific context of the Crossroads patents has nothing to do with the physical distance between a workstation</p>	

Actual Claims Language	Crossroads' Proposed Construction	Special Master's Proposed Construction of Disputed Terms	Dot Hill's Evidence
			<p>Dot Hill's Evidence</p> <p>and a storage device, but rather has to do with the topological nature of the interconnection between those devices." (DHS Responsive Brief Ex. 18)</p> <p>Declaration of Rhyme, paragraph 27, stating that "[t]he common meaning of 'remote' is the opposite of 'local,' and does not carry a distance characteristic." (DHS Responsive Brief Ex. 18)</p> <p>Declaration of Hodges in Support of Crossroads' Opening Markman Brief (7/27/04), paragraph 9, stating that "The term 'local storage' typically refers to storage devices which are directly connected to the computer (as opposed to storage devices connected to a computer through a network). Local storage also</p>

Special Master's Proposed Construction of Disputed Terms		Special Master's Construction	
Actual Claims Language	Crossroads' Proposed Construction	Dot Hill's Proposed Construction	Dot Hill's Evidence
<p>a second controller operable to connect to and interface with a second transport medium, and a supervisor unit coupled to the first controller, the second controller and the buffer, the supervisor unit operable to map between devices connected to the first transport medium and the storage devices,</p>	<p>Supervisor Unit: "A computer processing device programmed to process data in a buffer in order to map between device connected to a first transport medium and devices connected to a second transport medium which implements access controls."</p>	<p>Supervisor Unit: A microprocessor programmed to process data in a buffer in order to map between devices connected to the first transport medium and storage devices and which implements access controls.</p>	<p>typically refers to storage devices which are located a very short distance from the computer, i.e. a few feet" (Crossroads' Brief)</p> <p>Markman hearing testimony of Rhyne at 15:3-15, showing that a definition of "remote" could be simply "indirectly connected." (Hearing Transcript)</p> <p>Supervisor Unit: Intrinsic: '035 Patent: Col. 5, lines 12-17, describing a Supervisor Unit that "comprises a microprocessor ..." Col. 1, lines 37-39 and col. 4, lines 39-40 equating a "computing device" with workstations. Compare '035 claims</p>
<p>a second controller operable to connect to and interface with a second transport medium, and a supervisor unit coupled to the first controller, the second controller and the buffer, the supervisor unit operable to map between devices connected to the first transport medium and the storage devices,</p>	<p>Supervisor Unit: "A computer processing device programmed to process data in a buffer in order to map between device connected to a first transport medium and devices connected to a second transport medium which implements access controls."</p>	<p>Supervisor Unit: A microprocessor programmed to process data in a buffer in order to map between devices connected to the first transport medium and storage devices and which implements access controls.</p>	<p>Supervisor Unit: A device comprising at least: (1) a microprocessor, incorporating independent data and program memory spaces; and (2) associated logic required to implement a stand alone processing system and programmed to process data in a buffer in order to map between devices connected to a first transport medium and devices connected to a second transport medium and which implements access controls.</p>

EXHIBIT C

UNITED STATES DISTRICT COURT
WESTERN DISTRICT OF TEXAS
AUSTIN DIVISION

FILED

JUL 27 2000

U. S. DISTRICT COURT
CLERK'S OFFICE
BY DEPUTY

NO. A 00 CA 217 SS

CROSSROADS SYSTEMS, (TEXAS), INC. §
§
VE. §
§
CHAPARRAL NETWORK §
STORAGE, INC. §

CROSSROADS SYSTEMS, (TEXAS), INC. §
§
VE. §
§
PATHLIGHT TECHNOLOGY, INC. §

NO. A 00 CA 248 SS

ORDER

BE IT REMEMBERED that on the 25th day of July 2000 the Court, in accordance with *Maricman v. Westview Instruments, Inc.*, 52 F.3d 967 (Fed. Cir. 1995), *aff'd*, 116 S. Ct. 1384 (1996), held a hearing at which the parties appeared by representation of counsel and made oral arguments on their proposed claims construction. At the hearing, the parties presented a Joint Stipulation of Claim Construction, indicating that the parties have agreed upon the definitions for seventeen terms and/or phrases in U.S. Patent No. 5,941,972 ("the '972 patent"), and that only ten terms and/or phrases in the '972 patent remain in dispute. After considering the briefs, the case file as a whole, and the applicable law, the Court enters the following opinion and order.

I. Standard for Claims Construction

The construction of claims, or the definition of the terms used in the claims, is a matter of law for the Court. When adopting a claim construction, the Court should first consider the intrinsic evidence, which includes the claims, the specification, and the prosecution history. *See Vitronics*

27

A 00473

RECEIVED

FEB 07 2005

OFFICE OF PETITIONS

Corp. v. Conceptoric, Inc., 90 F.3d 1576, 1582 (Fed. Cir. 1996) (explaining that intrinsic evidence is “the most significant source of the legally operative meaning of disputed claim language”). Not surprisingly, the starting point is always “the words of the claims themselves.” *Id.*; see also *Comark Communications, Inc. v. Harris Corp.*, 156 F.3d 1182, 1186 (Fed. Cir. 1998). The words of the claims are generally given their ordinary and customary meaning, unless the patentee intended to use a “special definition of the term clearly stated in the patent specification or file history.” *Vitronics*, 90 F.3d at 1582. Thus, the Court must review the specification and file history to determine whether the patentee intended to use any such “special” definitions. See *id.* The specification and file history may also be consulted as general guides for claim interpretation. See *Comark*, 156 F.3d at 1186.

The specification and file history, however, are not substitutes for the plain language of the claims. The specification is not meant to describe the full scope of the patent – it includes only a written description of the invention, sufficient to enable a person skilled in the art to make and use it, as well as the invention’s “best mode.” See 35 U.S.C. § 112. Thus, the claims may be broader than the specification, and generally should not be confined to the examples of the invention set forth in the specification. See *Comark*, 156 F.3d at 1187 (“Although the specification may aid the court in interpreting the meaning of disputed claim language, particular embodiments and examples appearing in the specification will not generally be read into the claims.”). Indeed, the Federal Circuit has repeatedly emphasized that “limitations from the specification are not to be read into the claims.” *Id.* at 1186.

In addition to examining the intrinsic evidence the Court may, in its discretion, receive extrinsic evidence regarding the proper construction of the patent’s terms. See *Key Pharmaceuticals*

v. Heccon Labs. Corp., 161 F.3d 709, 716 (Fed. Cir. 1998) (“[T]rial courts generally can hear expert testimony for background and education on the technology implicated by the presented claim construction issues, and trial courts have broad discretion in this regard.”). The plaintiff has provided an expert affidavit and the defendant has provided excerpts from several dictionaries as extrinsic evidence concerning the construction of the terms of the ‘972 patent.

II. “implements access controls for storage space on the SCSI storage devices”

This phrase is used in claims 1, 10 and 11 of the ‘972 patent. The parties dispute whether the phrase refers to “access controls” only for certain subsections of a divided SCSI storage device, or whether it also includes limiting access to entire undivided SCSI storage devices. The plaintiff argues the phrase includes both kinds of access controls; the defendants say the phrase refers only to access controls for various subsections within a single divided SCSI storage device. The defendants also argue the plaintiff’s construction is improper because, if adopted, it will result in the ‘972 patent being invalidated by prior art.

The plaintiff proposes the following definition: “provides controls which limit a computer’s access to a specific subset of storage devices or sections of a single storage device.” See Plaintiff’s Brief, at 20. The defendants propose the phrase should be defined as “partitions the storage space on each one of the SCSI storage devices and defines the accessibility of each resulting partition.” See Defendants’ Brief, Ex. 2. The Court agrees with the plaintiff.

The intrinsic evidence of the ‘972 patent shows the plaintiff’s invention is intended to restrict access both to subsections of a SCSI storage device, as well as to entire, undivided SCSI devices. First, the plain language of this phrase refers only to “storage space” and does not limit the space

only to subsections of a divided SCSI storage device. Second, Figure 3 of the '972 patent supports a broad reading of this phrase. Figure 3 shows three SCSI storage devices, two of which are undivided (60 and 64). The third device (62) is divided into four subsections of storage space. From the simple labeling on Figure 3, it is clear that the entire, undivided storage device (64) is meant to be accessed only by a single workstation (computer E). Thus, Figure 3 expressly shows that the plaintiff's invention contemplates using "access controls" for an entire, undivided storage device as well as for the divided subsections within a single storage device.¹ Third, the language of the specification expressly describes limiting access to an entire, undivided SCSI storage device. Specifically, in referring to Figure 3, the specification states "storage device 64 can be allocated as storage for the remaining workstation 58 (workstation E)." See '972 Patent, at 4:20 - 4:21. At the hearing, the defendants' counsel argued that, simply because Figure 3 describes this feature does not mean the feature was intended to be part of the claimed invention. The Court soundly rejects this argument. Figure 3 is meant to be an example of how the plaintiff's claimed invention can be implemented, and the specification clearly describes this figure as illustrating one implementation of the claimed invention. Adopting the defendants' argument would ignore a fundamental principle of claims construction, oft repeated in the defendants' brief and oral arguments, that the specification is "the single best guide to the meaning of a disputed term." See *Vitronics*, 90 F.3d at 1582. Finally, the defendants correctly point out that the specification also refers to the single, undivided storage device (64) as a "partition (i.e., logical storage definition)." See '972 Patent, at 4:44 - 4:47. Rather than compel the defendants' proposed construction, however, this language supports the plaintiff's

¹ Figure 3 also discloses – and the defendants do not dispute – that the plaintiff's invention contemplates limiting access to various subsections of the divided SCSI storage device (62).

argument at the hearing that a discrete unit of storage – whether an entire SCSI storage device or a subsection within that device – can be referred to as a “partition.”²

The defendants also argue that, even if the intrinsic evidence supports the plaintiff’s proposed definition, this definition is nonetheless improper because it would cause the ‘972 patent to read directly upon prior art (and therefore be invalid). It is true that “claims should be read in a way that avoids ensnaring prior art if it is possible to do so.” *Harris Corp. v. IXYS Corp.*, 114 F.3d 1149, 1153 (Fed. Cir. 1997). However, the defendants have not shown that the prior art at issue – the Lui patent – would be “ensnared” by adopting the plaintiff’s definition. Importantly, the Lui patent was part of the prior art expressly considered by the patent examiner before granting the ‘972 patent. The patent examiner apparently did not use the Lui patent to reject a single claim in the ‘972 patent. The patent examiner also did not issue an Office Action requiring the plaintiff to distinguish its invention from the Lui patent on access control (or any other) grounds. Although the Patent Office is not the model of efficiency or thoroughness, its failure to cite the Lui patent as potentially invalidating prior art creates a strong presumption that the Lui patent does not read upon the plaintiff’s claimed invention. In addition, it does not appear to the Court that the Lui patent reads upon the ‘972 claimed invention. While the Lui patent does disclose a system of Fibre Channel computers and SCSI storage devices, see Defendants’ Brief, Ex. 6, at 2:53 - 2:65, the similarities end there. The Lui patent concerns an invention of “bypass circuits” used to “prevent the failure of any device” in the system. See *id.*, at Abstract. The invention of the Lui patent is not concerned with the swift transfer of information across a router, and thus does not disclose techniques for mapping,

² The Court expressly notes, however, that it is not defining the term “partition” in this order, as that term is not used in the ‘972 claim language.

A 00477

implementing access controls, or a memory buffer.³ At the hearing, the defendants' counsel suggested that Figure 2 of the Lui patent discloses the claimed invention of the '972 patent.

However, Figure 2 of the Lui patent is not a part of the Lui invention; rather it is an illustration of a "conventional" network system that the Lui invention allegedly improves upon. See *id.* at 3:66. The Court rejects the defendants' argument that "conventional" network systems also read directly upon the '972 claimed invention. The patent examiner may have let one piece of prior art slip by; he or she would not have missed a "conventional" network system directly applicable to the plaintiff's claimed invention.

In sum, the Court will adopt the plaintiff's proposed definition and construe the phrase "implements access controls" in the claims of the '972 patent to mean "provides controls which limit a computer's access to a specific subset of storage devices or sections of a single storage device."

III. "allocation of subsets of storage space to associated Fibre Channel devices, wherein each subset is only accessible by the associated Fibre Channel device"

The dispute here is essentially the same as in the preceding section. This phrase is used in claims 2, 8 and 12 of the '972 patent. As it did with the "implements access controls . . ." phrase, the plaintiff argues the "allocation . . ." phrase means that specific Fibre Channel devices can be allocated storage space on subsections of a single SCSI storage device and on entire, undivided SCSI storage devices. The defendants stick to their general argument on this issue, and contend the phrase

³ The defendants argue these features are "implicitly" found in the Lui specification and in any event were disclosed in other prior art. See Defendants' Brief, at 12 and n.1. The Court is not persuaded that these features are "implicitly" disclosed by the Lui patent, and the other prior art briefly referenced by the defendants makes no mention of combining that prior art with the invention of the Lui patent, or vice-versa.

means storage space can only be allocated on subsections of a single divided SCSI storage device. Both parties agree this storage space, however it is defined, can only be accessed by the specified Fibre Channel device(s).

The plaintiff's proposed definition is "subsets of storage space are allocated to specific Fibre Channel devices." See Plaintiff's Brief, at 26. The defendants say the phrase should be defined to mean "one or more partitions that are only accessible by a single Fibre Channel device." See Defendants' Brief, Ex. 2. For the reasons discussed in the preceding section, the Court adopts the plaintiff's proposed construction.

IV. "supervisor unit"

This term is used in claims 1, 2 and 10 of the '972 patent. The plaintiff contends this term should be defined as "a microprocessor programmed to process data in a buffer in order to map between Fibre Channel devices and SCSI devices and which implements access controls." See Plaintiff's Brief, at 25. The defendants argue the term should be defined as "an Intel 80960RP processor" with several specific features. See Defendants' Brief, Ex. 2.

The defendants argue their construction is mandated by the means-plus-function analysis of § 112(6) of the Patent Act, because the claims of the '972 patent do not adequately describe the "supervisor unit" to be used. See Defendants' Brief, at 15-17. The plaintiff argues that § 112(6) does not apply because the term "means" is not used with the term "supervisor unit" and because the term "supervisor unit" is adequately described by other claim language in the '972 patent. See Plaintiff's *Markman* Exhibits, at 35-39.

Section 112(6) of the Patent Act provides that when a claim refers to the "means for" a

specific act, but fails to adequately describe these means, the means then must be defined by reference to the specification. *See* 35 U.S.C. § 112(6).⁴ If the claim language at issue does not include the term “means,” there is a presumption that the § 112(6) means-plus-function analysis does not apply. *See Al-Site Corp. v. YSI Int'l, Inc.*, 174 F.3d 1308, 1318 (Fed. Cir. 1999) (“[W]hen an element of a claim does not use the term ‘means,’ treatment as a means-plus-function claim element is generally not appropriate.”). To overcome this presumption, the party seeking to apply § 112(6) must show the claim language at issue is purely functional and that other claim language does not adequately describe the disputed term. *See id.* (“[W]hen it is apparent that the element invokes purely functional terms, without the additional recital of specific structure or material for performing that function, the claim element may be a means-plus-function element despite the lack of express means-plus-function language.”). From a review of the claim language as a whole, the Court agrees with the plaintiff that the term “supervisor unit” is not purely functional, but refers instead to a device that can perform the tasks specifically listed in the claim language of the ‘972 patent. Specifically, claims 1, 2 and 10 of the ‘972 patent describe a “supervisor unit” that can: (1) maintain and map the configuration of networked Fibre Channel and SCSI storage devices; (2) include in this configuration an allocation of specific storage space to specific Fibre Channel devices; (3) implement access controls for the SCSI storage devices; and (4) process data in the storage router’s buffer to allow an exchange between the Fibre Channel and SCSI storage devices. *See* ‘972 Patent,

⁴ Section 112(6) reads as follows: “An element in a claim for a combination may be expressed as a means or step for performing a specified function without the recital of structure, material, or acts in support thereof, and such claim shall be construed to cover the corresponding structure, material, or acts described in the specification and equivalents thereof.” 35 U.S.C. § 112(6).

at Claims 1, 2 and 10. These are the same tasks described in the plaintiff's proposed definition. In addition, the specification expressly defines the "supervisor unit" as "a microprocessor" (a computer chip) and specifically as "a microprocessor for controlling operation of storage router 56 and to handle mapping and security access for requests between Fibre Channel 52 and SCSI bus 54." See *id.* at 5:7 - 5:10. However, neither the specification (nor the claim language) limits the '972 patent to the specific Intel computer chip referenced by the defendants. Although the defendants correctly point out that the Intel 80960 chip is the only computer chip expressly named in the '972 patent and the specification describes many features this chip, the defendants fail to note that the Intel 80960 chip is listed as only "one implementation" of the claimed invention's microprocessor. See '972 Patent, at 5:63. The defendants are attempting exactly what the Federal Circuit prohibits -- to limit the claims to the preferred embodiment and examples of the specification. "This court has cautioned against limiting the claimed invention to preferred embodiments or specific examples in the specification." *Comark*, 156 F.3d at 1186 (quoting *Texas Instruments, Inc. v. United States Int'l Trade Comm'n*, 805 F.2d 1558, 1563 (Fed. Cir. 1988)). The Court will not use an example of "one implementation" in the specification to limit the plain language of the claims. Accordingly, the Court adopts the plaintiff's definition of "supervisor unit" and will construe that term as used in the claims of the '972 patent to mean "a microprocessor programmed to process data in a buffer in order to map between Fibre Channel devices and SCSI devices and which implements access controls."

V. "SCSI storage devices"

This term is used in claims 1, 4, 7, 9-11 and 14 of the '972 patent. The plaintiff argues that this term essentially needs no further definition because the term SCSI is so well-known in the industry, but proposes that the term can be further defined as "any storage device including, for

example, a tape drive, CD-ROM drive, or a hard disk drive that understands the SCSI protocol and can communicate using the SCSI protocol." See Plaintiff's Brief, at 18. The defendants argue the term should be defined as "any storage device that uses a SCSI standard and has a unique BUS:TARGET:LUN address." See Defendants' Brief, Ex. 2.

The Court agrees with the plaintiff. Essentially, the defendants contend their narrow definition should be used because it "comports with '972 specification" and its discussion of SCSI storage devices. See Defendant's Brief, at 14. However, the specification language referred to by the defendants is only one example of how the SCSI storage device addressing scheme "can" be represented. See '972 Patent, at 7:39. Again, the defendants are impermissibly trying to limit the claim language to an example given in the specification. See *Comark*, 156 F.3d at 1186-87. For the sake of extra clarity, the Court will adopt the plaintiff's proposed definition for this term.

VI. "process data in the buffer"

This phrase is used in claims 1 and 10 of the '972 patent. The plaintiff argues the phrase is adequately defined on its own and by the surrounding claim language. The defendants contend the phrase should be defined as "to manipulate data in the buffer in a manner to (a) achieve mapping between Fibre Channel and SCSI devices, and (b) apply access controls and routing functions." See Defendants' Brief, Ex. 2.

The plain language of claims 1 and 10 disclose that the supervisor unit (the microprocessor) processes data in the buffer "to interface between the Fibre Channel controller and the SCSI controller to allow access from Fibre Channel initiator devices to SCSI storage devices using the native low level, block protocol in accordance with the configuration." See '972 Patent, at Claims 1 and 10. This language adequately describes what it means to "process data in the buffer" for these

claims. Simply because the specification may use slightly different language to describe this "processing," *see id.* at 5:18 - 5:20, does not entitle the defendants to adopt the specification language over the plain language of the claims. The Court will not further define this phrase.

VII. "storage router"

This term is used in claims 1-7 and 10 of the '972 patent. The plaintiff argues the term needs no further definition for claims 1-6, and for claim 7 it should be defined as "a device which provides virtual local storage, maps, implements access controls, and allows access using native low level block protocols." *See Plaintiff's Brief*, at 27. The defendants contend the term should mean "a bridge device that connects a Fibre Channel link directly to a SCSI bus and enables the exchange of SCSI command set information between application clients on SCSI bus devices and the Fibre Channel links." *See Defendants' Brief*, Ex. 2.

The defendants do not make any argument for their proposed definition in their brief, and did not discuss the term at the July 25 hearing. In their notebook of exhibits presented at the hearing, the defendants include one page which supports their definition with a quote from the specification. *See Defendants' Markman Exhibits*, "Markman Presentation" Tab, at 22. This argument is disingenuous. The specification language quoted by the defendants is immediately followed by several sentences further defining "storage router." Indeed, the next sentence begins "Further, the storage router applies access controls . . ." *See '972 Patent*, at 5:30. The defendants' attempt to limit the term "storage router" to one of several descriptive sentences in the specification is not well-taken. In addition, the Court finds the term "storage router," as used in all claims of the '972 patent, is adequately described by the additional language of the claims, which discloses in detail the various functions and/or qualities of the storage router. The Court will not further define this term.

VIII. "map"

This term is used in claims 1, 7, 10 and 11 of the '972 patent. The plaintiff contends the term means "to create a path from a device on one side of the storage router to a device on the other side of the router, i.e. from a Fibre Channel device to a SCSI device (or vice-versa). A 'map' contains a representation of devices on each side of the storage router, so that when a device on one side of the storage router wants to communicate to a device on the other side of the storage router, the storage router can connect the devices." See Plaintiff's Brief, at 22. The defendants argue the term means "to translate addresses." See Defendants' Brief, Ex. 2.

In support of their definition, the defendants point only to a dictionary definition of "map." See Defendants' Brief, at 13 and Ex. 4. The plaintiff, on the other hand, cites to specific portions of the specification that support its definitions of map (both as a verb and a noun) as used in the claims of the '972 patent. See Plaintiff's Brief, at 22 (citing '972 Patent, at 1:66-2:5 and 6:65-7:6). Because intrinsic evidence is far more salient than a dictionary definition, and because the Court agrees that the specification language cited by the plaintiff supports its construction of the term "map," the Court will adopt the plaintiff's proposed definition of this term.

IX. "Fibre Channel protocol unit" and "SCSI protocol unit"

These terms are used in claims 5 and 6 of the '972 patent. The plaintiff contends these phrases should be defined as "a portion of the Fibre Channel controller which connects to the Fibre Channel transport medium" and "a portion of the SCSI controller which interfaces to the SCSI bus." See Plaintiff's Brief, at 27. The defendants say the terms mean "block and equivalents thereof that connects to the Fibre Channel transport medium" and "block and equivalents thereof that connects to the SCSI bus transport medium." See Defendants' Brief, Ex. 2.

The defendants argue the means-plus-function analysis of § 112(6) should apply here because the terms are well-known and are not defined in two dictionaries cited by the defendants. *See* Defendants' Brief, at 7-8, 14-15, Ex. 4 and Ex. 5. However, the defendants do not indicate how the term should be defined in reference to the specification, and in fact contend "the '972 specification fails to reveal any structure corresponding to the claimed function." *See id.* at 8 and 15. The defendants then propose the word "block" should be used to describe these terms because the "protocol units" are "simply depicted as a block within the diagram of Figure 5" of the '972 patent. *See id.* This reasoning is wholly unpersuasive. Simply because a figure in the patent physically depicts the protocol units in a block-like shape, it does not follow that the units should be defined as "blocks or equivalents thereof." Under that reasoning, the SCSI storage devices, which are physically depicted as cylinders in the '972 patent, could be defined simply as "cylinders, oil drums or monkey barrels, or equivalents thereof." As the plaintiff correctly points out, the language of claims 5 and 6 plainly states that the "protocol units" for both devices are part of the "controllers" for the devices, and are intended to "connect" the devices to various "transport media" (*i.e.*, to various cables). *See* '972 Patent, at Claims 5 and 6. Accordingly, the Court adopts the plaintiff's definitions for these terms, and will construe the terms to mean "a portion of the Fibre Channel controller which connects to the Fibre Channel transport medium" and "a portion of the SCSI controller which interfaces to the SCSI bus."

X. "interface"

In their Joint Stipulation of Claim Construction, the parties claim the meaning of the term "interface" is in dispute. However, this phrase is not discussed in any of the parties' briefs, and neither side presented an argument at the July 25 hearing as to why the term is disputed. This term

has a standard and ordinary meaning – even to a federal judge – and the Court will not further define it.

XI Undisputed Terms

Finally, in their Joint Stipulation of Claim Construction, the parties have stipulated to the construction of 17 other terms in the '972 patent. The Court will therefore adopt these stipulated constructions, solely for the purpose of this lawsuit.

Accordingly, the Court enters the following order:

IT IS ORDERED that the attached construction of the patent claims will be incorporated into any jury instructions given in this cause and will be applied by the Court in ruling on the issues raised in summary judgment.

SIGNED on this 2nd day of July 2000.


UNITED STATES DISTRICT JUDGE

**CONSTRUCTION OF CLAIMS
U.S. PATENT NO. 5,941,972**

Disputed Terms

The phrase "implements access controls for storage space on the SCSI storage devices" means provides controls which limit a computer's access to a specific subset of storage devices or sections of a single storage device.

The phrase "allocation of subsets of storage space to associated Fibre Channel devices, wherein each subset is only accessible by the associated Fibre Channel device" means subsets of storage space are allocated to specific Fibre Channel devices.

A "supervisor unit" is a microprocessor programmed to process data in a buffer in order to map between Fibre Channel devices and SCSI devices and which implements access controls.

A "SCSI storage device" is any storage device including, for example, a tape drive, CD-ROM drive, or a hard disk drive that understands the SCSI protocol and can communicate using the SCSI protocol.

The term "map" means to create a path from a device on one side of the storage router to a device on the other side of the router, i.e. from a Fibre Channel device to a SCSI device (or vice-versa). A "map" contains a representation of devices on each side of the storage router, so that when a device on one side of the storage router wants to communicate with a device on the other side of the storage router, the storage router can connect the devices.

A "Fibre Channel protocol unit" is a portion of the Fibre Channel controller which connects to the Fibre Channel transport medium.

A "SCSI protocol unit" is a portion of the SCSI controller which interfaces to the SCSI bus.

Stipulated / Undisputed Terms

A "buffer" is a memory device that is utilized to temporarily hold data.

A "direct memory access (DMA) interface" is a device that acts under little or no microprocessor control to access memory for data transfer.

A "Fibre Channel" is a known high-speed serial interconnect, the structure and operation of which is described, for example, in Fibre Channel Physical and Signaling Interface (FC-PH), ANSI X3.230 Fibre Channel Arbitrated Loop (FC-AL), and ANSI X3.272 Fibre Channel Private Loop Direct Attach (FC-PLDA).

A "Fibre Channel controller" is a device that interfaces with a Fibre Channel transport medium.

A "Fibre Channel device" is any device, such as a computer, that understands Fibre Channel protocol and can communicate using Fibre Channel protocol.

"Fibre Channel protocol" is a set of rules that apply to Fibre Channel.

A "Fibre Channel transport medium" is a serial optical or electrical communications link that connects devices using Fibre Channel protocol.

A "first-in-first-out queue" is a multi-element data structure from which elements can be removed only in the same order in which they were inserted; that is, it follows a first in, first out (FIFO) constraint.

A "hard disk drive" is a well known magnetic storage media, and includes a SCSI hard disk drive.

An "initiator device" is a device that issues requests for data or storage.

"Maintain(ing) a configuration" means keep(ing) a modifiable setting of information.

A "native low level, block protocol" is a set of rules or standards that enable computers to exchange information and do not involve the overhead of high level protocols and file systems typically required by network servers.

A "SCSI" (Small Computer System Interface) is a high speed parallel interface that may be used to connect components of a computer system.

A "SCSI bus transport medium" is a cable consisting of a group of parallel wires (normally 68) that forms a communications path between a SCSI storage device and another device, such as a computer.

A "SCSI controller" is a device that interfaces with the SCSI bus transport medium.

"Virtual local storage" is a specific subset of overall data stored in storage devices that has the appearance and characteristics of local storage.

A "workstation" is a remote computing device that connects to the Fibre Channel, and may consist of a personal computer.

**This Page is Inserted by IFW Indexing and Scanning
Operations and is not part of the Official Record**

BEST AVAILABLE IMAGES

Defective images within this document are accurate representations of the original documents submitted by the applicant.

Defects in the images include but are not limited to the items checked:

- BLACK BORDERS
- IMAGE CUT OFF AT TOP, BOTTOM OR SIDES
- FADED TEXT OR DRAWING
- BLURRED OR ILLEGIBLE TEXT OR DRAWING
- SKEWED/SLANTED IMAGES
- COLOR OR BLACK AND WHITE PHOTOGRAPHS
- GRAY SCALE DOCUMENTS
- LINES OR MARKS ON ORIGINAL DOCUMENT
- REFERENCE(S) OR EXHIBIT(S) SUBMITTED ARE POOR QUALITY
- OTHER: _____

IMAGES ARE BEST AVAILABLE COPY.

As rescanning these documents will not correct the image problems checked, please do not report these problems to the IFW Image Problem Mailbox.

EXHIBIT D

SS RECEIVED

MAR 10 2003

CLERK, U.S. DISTRICT COURT
WESTERN DISTRICT OF TEXAS
BY [Signature]
DEPUTY CLERK

NOTE: Pursuant to Fed. Cir. R. 47.6, this disposition is not citable as precedent. It is a public record. This disposition will appear in tables published periodically.

United States Court of Appeals for the Federal Circuit

02-1158

FILED

MAR 10 2003

CLERK, U.S. DISTRICT COURT
WESTERN DISTRICT OF TEXAS
BY [Signature]
DEPUTY CLERK

CROSSROADS SYSTEMS, (TEXAS), INC.,

Plaintiff-Appellee,

v.

CHAPARRAL NETWORK STORAGE, INC.,

Defendant-Appellant.

FILED
U.S. COURT OF APPEALS FOR
THE FEDERAL CIRCUIT

FEB 12 2003

JAN HORBALY
CLERK

JUDGMENT

ON APPEAL from the United States District Court for the Western District of Texas.

In CASE NO(S). 00-CV-217 and 00-CV-621

This CAUSE having been heard and considered, it is

ORDERED and ADJUDGED: AFFIRMED. See Fed. Cir. R. 36

Per Curiam (NEWMAN, SCHALL, and DYK, Circuit Judges).

CERTIFIED COPY
I HEREBY CERTIFY THIS DOCUMENT
IS A TRUE AND CORRECT COPY
OF THE ORIGINAL ON FILE.

UNITED STATES COURT OF APPEALS
FOR THE FEDERAL CIRCUIT

By: [Signature] Date: 3/15/03

ENTERED BY ORDER OF THE COURT

DATED: FEB 12 2003

[Signature]
Jan Horbaly, Clerk


ISSUED AS A MANDATE: MARCH 5, 2003

Costs Against Appellant:
Total \$97.35

186

03/17/2003 MON 12:47 (TY/RY NO 62781)

re-exam



2182

IN THE UNITED STATES PATENT AND TRADEMARK OFFICE	
CERTIFICATE OF MAILING BY "EXPRESS MAIL"	Atty Docket No. CROSS1123-17 CROSS1123-19
Application Nos. 90/007,125 filed 07/19/2004 90/007,317 filed 11/23/2004	
Applicant: Geoffrey B. Hoese	
Title: STORAGE ROUTER AND METHOD FOR PROVIDING VIRTUAL LOCAL STORAGE	

Mail Stop Patent Application
 Commissioner for Patents
 P.O. Box 1450
 Alexandria, VA 22313-1450

Sir:

I hereby certify that the attached Applicant Initiated Interview Request Form is being transmitted to Examiner Alan Chen of the U.S. Patent Office via facsimile to fax number: 571-273-4143. Applicant hereby states a copy of the Applicant Initiated Interview Request Form is also being served, via first class mail, on:

Larry E. Severin
 Wang, Hartmann & Gibbs, PC
 1301 Dove Street, #1050
 Newport Beach, CA 92660


and

William A. Blake
 Jones, Tullar & Cooper, PC
 P.O. Box 2226 Eads Station
 Alexandria, VA 22202

As per 35 U.S.C. §1.248 service is made via first class mail on July 29, 2005.

Respectfully submitted,

Sprinkle IP Law Group


 John L. Adair
 Reg. No. 48,828

Dated: July 29, 2005

1301 W. 25th Street, Suite 408
 Austin, Texas 78705
 Tel. (512) 637-9223
 Fax. (512) 371-9088

Enclosures

IN THE UNITED STATES PATENT AND TRADEMARK OFFICE	
NOTIFICATION UNDER 37 C.F.R. 1.565	Atty. Docket No. CROSS1123-17 CROSS1123-19
Applicant Geoffrey B. Hoese, et al.	
Application Number 90/007,125 90/007,317	Date Filed 07/19/2004 01/23/2004
Title Storage Router and Method for Providing Virtual Local Storage	
Group Art Unit 7590	Examiner Fleming, Fritz
Confirmation Number: 2298	

71338 U.S. PTO

 08/02/05

Commissioner for Patents
 P.O. Box 1450
 Alexandria, VA 22313-1450

Dear Sir:

Certificate of Mailing Under 37 C.F.R. §1.8

I hereby certify that this correspondence is being deposited with the United States Postal Service as First Class Mail in an envelope addressed to Commissioner for Patents, P.O. Box 1450, Alexandria, VA 22312-1450 on July 29, 2005.

Janice Pampell
 Janice Pampell

This notification is filed for the sole purpose to inform the Examiner of status of concurrent litigation involving United States Patent No. 5,941,972 (the "972 Patent") and United States Patent No. 6,425,035 (the "035 Patent").

Attorney Docket No.
90/007,125; 90/007,317

CROSS1123-17; CROSS1123-19
Customer ID: 44654

2

ONGOING LITIGATION

Attached hereto as Exhibit A is a July 26, 2005 Order from the United States District Court for Western District of Texas in the stayed litigation *Crossroads v. Dot Hill Systems Corporation*, Western District of Texas, Civil Action No. A-03-CA-754-SS.


This Submission was served via First Class Mail on July 28, 2005 to:

Larry E. Severin
Wang, Hartmann & Gibbs, PC
1301 Dove Street, #1050
Newport Beach, CA 92660

William A. Blake
Jones, Tullar & Cooper, PC
P.O. Box 2226 Eads Station
Alexandria, VA

Respectfully submitted,

Sprinkle IP Law Group
Attorneys for Applicant



John L. Adair
Reg. No. 48,828

Date: July 28, 2005
1301 W. 25th Street
Suite 408
Austin, Texas 78705
Tel. (512) 637-9220
Fax. (512) 371-9088

EXHIBIT A

IN THE UNITED STATES DISTRICT COURT
FOR THE WESTERN DISTRICT OF TEXAS
AUSTIN DIVISION

FILED

2005 JUL 26 AM 9:22

COURT CLERK OF COURT
WESTERN DISTRICT OF TEXAS

BY 

CROSSROADS SYSTEMS (TEXAS), INC.,
Plaintiff,

-vs-

Case No. A-03-CA-754-SS

DOT HILL SYSTEMS CORPORATION,
Defendant.

ORDER

BE IT REMEMBERED on the 21st day of July 2005, the Court called the above-styled cause for a hearing on Defendant's Motion for a Continued Limited Abatement [#270]. Having considered the motion and response, the relevant law, the case file as a whole, and the arguments of counsel at the hearing, the Court now confirms its oral announcements with the following written orders:

IT IS ORDERED that Defendant's Motion for a Continued Limited Abatement [#270] is GRANTED IN PART in that this case is STAYED for an additional 60 days from the date of this order to afford the USPTO an opportunity to issue a final determination on the status of the claims of the patents-in-suit; and

IT IS FURTHER ORDERED that Plaintiff Crossroads shall notify the Court of the status of the reexamination proceedings within ten (10) days of either the conclusion of the

277

07/26/2005 TUE 15:55 [TX/RX NO 6848]

stay, or the date on which the USPTO issues a final determination in the reexamination proceedings, if a conclusion is reached prior to the expiration of the stay.

SIGNED this the 25th day of July 2005.


SAM SPARKS
UNITED STATES DISTRICT JUDGE

-2-

07/26/2005 TUE 15:55 [TX/RX NO 6848]



UNITED STATES PATENT AND TRADEMARK OFFICE

UNITED STATES DEPARTMENT OF COMMERCE
 United States Patent and Trademark Office
 Address: COMMISSIONER FOR PATENTS
 P.O. Box 1450
 Alexandria, Virginia 22313-1450
 www.uspto.gov

APPLICATION NO.	FILING DATE	FIRST NAMED INVENTOR	ATTORNEY DOCKET NO.	CONFIRMATION NO.
90/007,125 <i>90/007,317</i> 44654	07/19/2004 08/09/2005	6425035	1006-8910	2298
SPRINKLE IP LAW GROUP 1301 W. 25TH STREET SUITE 408 AUSTIN, TX 78705				
EXAMINER				
<i>Chen, Alan</i>				
ART UNIT			PAPER NUMBER	
<i>2182</i>				

DATE MAILED: 08/09/2005

Please find below and/or attached an Office communication concerning this application or proceeding.



UNITED STATES DEPARTMENT OF COMMERCE
Patent and Trademark Office

Address: ASSISTANT COMMISSIONER FOR PATENTS
Washington, D.C. 20231

APPLICATION NO./ CONTROL NO.	FILING DATE	FIRST NAMED INVENTOR / PATENT IN REEXAMINATION	ATTORNEY DOCKET NO.
90/007,125 90/007,317	07/19/2004	6425035	1006-8910

Larry E. Severin
Wang, Hartman & Gibbs, PC
1301 Dove Street
Suite 1050
Newport Beach, CA 92660

EXAMINER

Chen, Alan

ART UNIT	PAPER
----------	-------

2182

DATE MAILED: *08-09-05*

Please find below and/or attached an Office communication concerning this application or proceeding.

Commissioner of Patents and Trademarks

CC: SPRINKLE IP LAW GROUP
1301 W. 25th Street
Suite 408
Austin, TX 78705

Ex Parte Reexamination Interview Summary	Control No.	Patent Under Reexamination	
	90/007,125 ; 90/007,317	6425035	
	Examiner	Art Unit	
	Alan Chen	2182	

All participants (USPTO personnel, patent owner, patent owner's representative):

(1) Alan Chen (3) John Adair
 (2) Steven Sprinkle (4) Robert Griswold

Date of Interview: 08/09/05

Type: a) Telephonic b) Video Conference
 c) Personal (copy given to: 1) patent owner 2) patent owner's representative)

Exhibit shown or demonstration conducted: d) Yes e) No.
 If Yes, brief description: _____

Agreement with respect to the claims f) was reached. g) was not reached. h) N/A.
 Any other agreement(s) are set forth below under "Description of the general nature of what was agreed to..."


Claim(s) discussed: 1, 7 and 11.

Identification of prior art discussed: Spring and Oeda.

Description of the general nature of what was agreed to if an agreement was reached, or any other comments:
reviewed prior art to Spring and Oeda; deliberated over specific terms claimed, e.g., "mapping", "access control" and "remote".

(A fuller description, if necessary, and a copy of the amendments which the examiner agreed would render the claims patentable, if available, must be attached. Also, where no copy of the amendments that would render the claims patentable is available, a summary thereof must be attached.)

A FORMAL WRITTEN RESPONSE TO THE LAST OFFICE ACTION MUST INCLUDE PATENT OWNER'S STATEMENT OF THE SUBSTANCE OF THE INTERVIEW. (See MPEP § 2281). IF A RESPONSE TO THE LAST OFFICE ACTION HAS ALREADY BEEN FILED, THEN PATENT OWNER IS GIVEN ONE MONTH FROM THIS INTERVIEW DATE TO PROVIDE THE MANDATORY STATEMENT OF THE SUBSTANCE OF THE INTERVIEW (37 CFR 1.560(b)). THE REQUIREMENT FOR PATENT OWNER'S STATEMENT CAN NOT BE WAIVED. EXTENSIONS OF TIME ARE GOVERNED BY 37 CFR 1.550(c).



 Examiner's signature, if required

cc: Requester (if third party requester)

JUL-29-2005 FRI 08:59 AM Sprinkle IP Law Group

FAX NO. 5123719088

P. 01/01

PTOL-413A (09-04)
 Approved for use through 07/31/2006. OMB 0651-0031
 U.S. Patent and Trademark Office U.S. DEPARTMENT OF COMMERCE

Applicant Initiated Interview Request Form

Application No.: 90/007,317 / 90/007,125 First Named Applicant: Hoese
 Examiner: Chen, Alan Art Unit: 2182 Status of Application: not final office action

Tentative Participants:
 (1) Alan Chen (2) John Adair
 (3) Steven Sprinkle (4) Robert Griswold

Proposed Date of Interview: August 9, 2005 Proposed Time: 2:00 (AM/PM)

Type of Interview Requested:
 (1) Telephonic (2) Personal (3) Video Conference

Exhibit To Be Shown or Demonstrated: YES NO
 If yes, provide brief description: _____

Issues To Be Discussed

Issues (Rej., Obj., etc)	Claims/ Fig. #s	Prior Art	Discussed	Agreed	Not Agreed
(1) <u>Rej</u>	<u>Claim 1</u>	<u>Spring, Oeda, Tibbe</u>	<input type="checkbox"/>	<input type="checkbox"/>	<input type="checkbox"/>
(2) <u>Rej</u>	<u>Claim 7</u>	<u>"</u>	<input type="checkbox"/>	<input type="checkbox"/>	<input type="checkbox"/>
(3) <u>Rej</u>	<u>Claim 11</u>	<u>"</u>	<input type="checkbox"/>	<input type="checkbox"/>	<input type="checkbox"/>
(4) _____	_____	_____	<input type="checkbox"/>	<input type="checkbox"/>	<input type="checkbox"/>

Continuation Sheet Attached

Brief Description of Arguments to be Presented:
Spring, Oeda and Tibbe do not provide access from hosts to remote storage using NLLRP, Spring, Oeda and Tibbe do not teach hopping or access controls as discussed in reply dated 7/22/05. References from related exam cases, including Graue, Cummings and Dekorse do not address missing features of Spring and Oeda.

An interview was conducted on the above-identified application on _____
 NOTE: This form should be completed by applicant and submitted to the examiner in advance of the interview (see MPEP § 713.01).
 This application will not be delayed from issue because of applicant's failure to submit a written record of this interview. Therefore, applicant is advised to file a statement of the substance of this interview (37 CFR 1.133(b)) as soon as possible.

Applicant/Applicant's Representative Signature: John Adair
 Examiner/SPE Signature: _____
 Typed/Printed Name of Applicant or Representative: JOHN ADAIR
 Registration Number, if applicable: 48,828

This collection of information is required by 37 CFR 1.133. The information is required to obtain or retain a benefit by the public which is to file (and by the USPTO to process) an application. Confidentiality is governed by 35 U.S.C. 122 and 37 CFR 1.11 and 1.14. This collection is estimated to take 21 minutes to complete, including gathering, preparing, and submitting the completed application form to the USPTO. Time will vary depending upon the individual case. Any comments on the amount of time you require to complete this form and/or suggestions for reducing this burden, should be sent to the Chief Information Officer, U.S. Patent and Trademark Office, U.S. Department of Commerce, P.O. Box 1450, Alexandria, VA 22313-1450. DO NOT SEND FEES OR COMPLETED FORMS TO THIS ADDRESS. SEND TO: Commissioner for Patents, P.O. Box 1450, Alexandria, VA 22313-1450.
 If you need assistance in completing the form, call 1-800-PTO-9199 and select option 2.

512 697-9220



UNITED STATES PATENT AND TRADEMARK OFFICE

UNITED STATES DEPARTMENT OF COMMERCE
United States Patent and Trademark Office
Address: COMMISSIONER FOR PATENTS
P.O. Box 1450
Alexandria, Virginia 22313-1450
www.uspto.gov

APPLICATION NO.	FILING DATE	FIRST NAMED INVENTOR	ATTORNEY DOCKET NO.	CONFIRMATION NO.
90/007,137 <i>401007125</i>	07/28/2004	6216916	GOJ.P.42RE	5944

7590 08/22/2005
Reese Taylor Esq
RENNER KENNER GRIEVE BOBAK
TAYLOR & WEBER
Sixteenth Floor First National Tower
Akron, OH 44308

EXAMINER

Chen, Alan

ART UNIT PAPER NUMBER

2182

DATE MAILED: 08/22/2005

Please find below and/or attached an Office communication concerning this application or proceeding.



Address: ASSISTANT COMMISSIONER FOR PATENTS
Washington, D.C. 20231

APPLICATION NO./ CONTROL NO.	FILING DATE	FIRST NAMED INVENTOR / PATENT IN REEXAMINATION	ATTORNEY DOCKET NO.
90/007,125 92/007,317	07/19/2004	6425035	1006-8910

Larry E. Severin
Wang, Hartman & Gibbs, PC
1301 Dove Street
Suite 1050
Newport Beach, CA 92660

EXAMINER

Chen, Alan

ART UNIT	PAPER
2182	

2182

DATE MAILED: 08-22-05

Please find below and/or attached an Office communication concerning this application or proceeding.

Commissioner of Patents and Trademarks

CC: SPRINKLE IP LAW GROUP
1301 W. 25th Street
Suite 408
Austin, TX 78705

Ex Parte Reexamination Interview Summary	Control No. 90/007,125 <i>merged w/ 9010071137</i>	Patent Under Reexamination 6425035	
	Examiner Alan S. Chen	Art Unit 2182	

All participants (USPTO personnel, patent owner, patent owner's representative):

(1) Alan S. Chen (3) _____

(2) Mr. Sprinkle (4) _____

Date of Interview: 22 August 2005

Type: a) Telephonic b) Video Conference
 c) Personal (copy given to: 1) patent owner 2) patent owner's representative)

Exhibit shown or demonstration conducted: d) Yes e) No.
 If Yes, brief description: _____

Agreement with respect to the claims f) was reached. g) was not reached. h) N/A.
 Any other agreement(s) are set forth below under "Description of the general nature of what was agreed to..."

Claim(s) discussed: N/A.


Identification of prior art discussed: N/A.

Description of the general nature of what was agreed to if an agreement was reached, or any other comments:
Mr. Sprinkle went over litigation/prosecution history of the patents under reexam, citing support for the lack of evidence for obviousness based on the quality and quantity of reviewers/examiners that have worked on this case. Examiner states he will put that into consideration but needs to conduct his own unbiased search/consideration in judging patentability. Examiner cites references which is not of the prior art of record that he is currently considering. Mr. Sprinkle states he would respond with feedback on them within the week.

(A fuller description, if necessary, and a copy of the amendments which the examiner agreed would render the claims patentable, if available, must be attached. Also, where no copy of the amendments that would render the claims patentable is available, a summary thereof must be attached.)

A FORMAL WRITTEN RESPONSE TO THE LAST OFFICE ACTION MUST INCLUDE PATENT OWNER'S STATEMENT OF THE SUBSTANCE OF THE INTERVIEW. (See MPEP § 2281). IF A RESPONSE TO THE LAST OFFICE ACTION HAS ALREADY BEEN FILED, THEN PATENT OWNER IS GIVEN ONE MONTH FROM THIS INTERVIEW DATE TO PROVIDE THE MANDATORY STATEMENT OF THE SUBSTANCE OF THE INTERVIEW (37 CFR 1.560(b)). THE REQUIREMENT FOR PATENT OWNER'S STATEMENT CAN NOT BE WAIVED. EXTENSIONS OF TIME ARE GOVERNED BY 37 CFR 1.550(c).

cc: Requester (if third party requester)


 Examiner's signature, if required



**UNITED STATES DEPARTMENT OF COMMERCE
Patent and Trademark Office**

Address: ASSISTANT COMMISSIONER FOR PATENTS
Washington, D.C. 20231

APPLICATION NO./ CONTROL NO.	FILING DATE	FIRST NAMED INVENTOR / PATENT IN REEXAMINATION	ATTORNEY DOCKET NO.
---------------------------------	-------------	---	---------------------

90/007,125 90/007317	07/19/2004	6425035	1006-8910
-------------------------	------------	---------	-----------

Larry E. Severin
Wang, Hartman & Gibbs, PC
1301 Dove Street
Suite 1050
Newport Beach, CA 92660

EXAMINER

ART UNIT	PAPER
----------	-------

2182

DATE MAILED: 08/24/2005

Please find below and/or attached an Office communication concerning this application or proceeding.

Commissioner of Patents and Trademarks

CC: SPRINKLE IP LAW GROUP
1301 W. 25th Street
Suite 408
Austin, TX 78705

Ex Parte Reexamination Interview Summary	Control No.	Patent Under Reexamination	
	90/007,125 <i>merged with 90/00817</i>	6425035	
	Examiner	Art Unit	
	Alan S. Chen	2182	

All participants (USPTO personnel, patent owner, patent owner's representative):

(1) Alan S. Chen (3) John Adair
 (2) Steve Sprinkle (4) Robert Griswold

Date of Interview: 24 August 2005

Type: a) Telephonic b) Video Conference
 c) Personal (copy given to: 1) patent owner 2) patent owner's representative)

Exhibit shown or demonstration conducted: d) Yes e) No.
 If Yes, brief description: _____

Agreement with respect to the claims f) was reached. g) was not reached. h) N/A.
 Any other agreement(s) are set forth below under "Description of the general nature of what was agreed to..."


Claim(s) discussed: N/A.

Identification of prior art discussed: _____.

Description of the general nature of what was agreed to if an agreement was reached, or any other comments:
Examiner pointed out items of merit in references, applicant's representatives described how claims are differentiate from references.

(A fuller description, if necessary, and a copy of the amendments which the examiner agreed would render the claims patentable, if available, must be attached. Also, where no copy of the amendments that would render the claims patentable is available, a summary thereof must be attached.)

A FORMAL WRITTEN RESPONSE TO THE LAST OFFICE ACTION MUST INCLUDE PATENT OWNER'S STATEMENT OF THE SUBSTANCE OF THE INTERVIEW. (See MPEP § 2281). IF A RESPONSE TO THE LAST OFFICE ACTION HAS ALREADY BEEN FILED, THEN PATENT OWNER IS GIVEN ONE MONTH FROM THIS INTERVIEW DATE TO PROVIDE THE MANDATORY STATEMENT OF THE SUBSTANCE OF THE INTERVIEW (37 CFR 1.560(b)). THE REQUIREMENT FOR PATENT OWNER'S STATEMENT CAN NOT BE WAIVED. EXTENSIONS OF TIME ARE GOVERNED BY 37 CFR 1.550(c).



 Examiner's signature, if required

cc: Requester (if third party requester)

RC-exam

IN THE UNITED STATES PATENT AND TRADEMARK OFFICE	
Statement of Substance of Examiner Interview	Atty. Docket No. CROSS1123-17 CROSS1123-19
Applicants Geoffrey B. Hoese, et al.	
Reexamination Control No. 90/007,125 90/007,317	Date Filed 07/19/2004
Title Storage Router and Method for Providing Virtual Local Storage	
Group Art Unit 2182	Examiner Chen, Alan
Confirmation Number: 2304	Patent No. 6,425,035



Commissioner for Patents
P.O. Box 1450
Alexandria, VA 22313-1450

Dear Sir:

Certificate of Mailing Under 37 C.F.R. §1.10	
I hereby certify that this correspondence is being deposited with the United States Postal Service as Express Mail to Addressee (Label No. EV616963290US) in an envelope addressed to Commissioner for Patents, P.O. Box 1450, Alexandria, VA 22312-1450 on <u>9-1-05</u>	
<i>Julie H. Blackard</i> Signature	
JULIE H. BLACKARD Printed Name	

This paper is to summarize the interview conducted with Examiner Alan Chen on August 9, 2005 with Applicants' representatives including Messrs. Sprinkle, Adair and Griswold.

Attorney Docket No.
CROSS1123-17
CROSS1123-19

90/007,125
90/007,317
Customer ID: 44654

2

Summary

On August 9, 2005, Messrs. Steve Sprinkle, John Adair and Robert Griswold, Jr. met with Examiner Alan Chen for a personal interview. During the interview, the prior art cited in the Office Action Dated May 24, 2005, United States Patent 6,425,035 and the Reply to Office Action Under Ex Parte Reexamination Dated July 22, 2005 (the "July 22 Reply") submitted in the above referenced case were considered. No additional exhibits were shown or demonstrations conducted.

Applicants' representatives and Examiner Chen discussed claims 1, 7 and 11 of the 90/007,125 and 90/007,317 merged reexamination and Applicants' representatives summarized the July 22 Reply. In discussing the arguments of the July 22 Reply, Applicants' representatives reviewed the Spring and Oeda prior art references and discussed the terms "mapping", "access controls" and "remote". No agreement was reached.

This Summary was served via Certified Mail, R.R.R. on September 1, 2005 to:


Larry E. Severin
Wang, Hartmann & Gibbs, PC
1301 Dove Street, #1050
Newport Beach, CA 92660

William A. Blake
Jones, Tullar & Cooper, PC
P.O. Box 2226 Eads Station
Alexandria, VA


The Director of the U.S. Patent and Trademark Office is hereby authorized to charge any fees or credit any overpayments to Deposit Account No. 50-3183 of Sprinkle IP Law Group.

Respectfully submitted,

Sprinkle IP Law Group
Attorneys for Applicant


John L. Adair
Reg. No. 48,828

Date: September 1, 2005
1301 W. 25th Street, Suite 408
Austin, TX 78705
Tel. (512) 637-9223
Fax. (512) 371-9088



IN THE UNITED STATES PATENT AND TRADEMARK OFFICE	
CERTIFICATE OF SERVICE	Atty Docket No. CROSS1123-17 CROSS1123-19
Mail Stop Patent Application Commissioner for Patents P.O. Box 1450 Alexandria, VA 22313-1450 Sir:	Application Nos. 90/007,125 filed 07/19/2004 90/007,317 filed 11/23/2004
	Applicant: Geoffrey B. Hoese
	Title: STORAGE ROUTER AND METHOD FOR PROVIDING VIRTUAL LOCAL STORAGE

I hereby certify that the attached Statement of Substance of Examiner Interview ("Statement") is being deposited with the U.S. Postal Service as First Class Mail to the Director of the U.S. Patent Office, P.O. Box 1450, Alexandria, VA 22313 on September 1, 2005. Applicant hereby states a copy of the Notification is also being served, via first class mail (Certified, R.R.R.), on:

Larry E. Severin
 Wang, Hartmann & Gibbs, PC
 1301 Dove Street, #1050
 Newport Beach, CA 92660


and

William A. Blake
 Jones, Tullar & Cooper, PC
 P.O. Box 2226 Eads Station
 Alexandria, VA 22202

As per 35 U.S.C. §1.248 service is made via first class mail (Certified, R.R.R.) on September 1, 2005.

Respectfully submitted,

Sprinkle IP Law Group


 John L. Adair
 Reg. No. 48,828

Dated: September 1, 2005

1301 W. 25th Street, Suite 408
 Austin, Texas 78705
 Tel. (512) 637-9223
 Fax. (512) 371-9088

Enclosures



IN THE UNITED STATES PATENT AND TRADEMARK OFFICE	
Statement of Substance of Examiner Interview	Atty. Docket No. CROSS1123-17 CROSS1123-19
Applicants Geoffrey B. Hoese, et al.	
Reexamination Control No. 90/007,125 90/007,317	Date Filed 07/19/2004
Title Storage Router and Method for Providing Virtual Local Storage	
Group Art Unit 2182	Examiner Chen, Alan
Confirmation Number: 2304	Patent No. 6,425,035

Commissioner for Patents
P.O. Box 1450
Alexandria, VA 22313-1450

Dear Sir:

Certificate of Mailing Under 37 C.F.R. §1.10
I hereby certify that this correspondence is being deposited with the United States Postal Service as Express Mail to Addressee (Label No. EV616963290US) in an envelope addressed to Commissioner for Patents, P.O. Box 1450, Alexandria, VA 22312-1450 on <u>9-1-05</u>
<i>Julie H. Blackard</i> Signature
<u>JULIE H. BLACKARD</u> Printed Name

This paper is to summarize the interview conducted with Examiner Alan Chen on August 9, 2005 with Applicants' representatives including Messrs. Sprinkle, Adair and Griswold.

Attorney Docket No.
CROSS1123-17
CROSS1123-19

90/007,125
90/007,317
Customer ID: 44654

2

Summary

On August 9, 2005, Messrs. Steve Sprinkle, John Adair and Robert Griswold, Jr. met with Examiner Alan Chen for a personal interview. During the interview, the prior art cited in the Office Action Dated May 24, 2005, United States Patent 6,425,035 and the Reply to Office Action Under Ex Parte Reexamination Dated July 22, 2005 (the "July 22 Reply") submitted in the above referenced case were considered. No additional exhibits were shown or demonstrations conducted.

Applicants' representatives and Examiner Chen discussed claims 1, 7 and 11 of the 90/007,125 and 90/007,317 merged reexamination and Applicants' representatives summarized the July 22 Reply. In discussing the arguments of the July 22 Reply, Applicants' representatives reviewed the Spring and Oeda prior art references and discussed the terms "mapping", "access controls" and "remote". No agreement was reached.

This Summary was served via Certified Mail, R.R.R. on September 1, 2005 to:

Larry E. Severin
Wang, Hartmann & Gibbs, PC
1301 Dove Street, #1050
Newport Beach, CA 92660

William A. Blake
Jones, Tullar & Cooper, PC
P.O. Box 2226 Eads Station
Alexandria, VA

The Director of the U.S. Patent and Trademark Office is hereby authorized to charge any fees or credit any overpayments to Deposit Account No. 50-3183 of Sprinkle IP Law Group.

Respectfully submitted,

Sprinkle IP Law Group
Attorneys for Applicant



John L. Adair
Reg. No. 48,828

Date: September 1, 2005
1301 W. 25th Street, Suite 408
Austin, TX 78705
Tel. (512) 637-9223
Fax. (512) 371-9088



IN THE UNITED STATES PATENT AND TRADEMARK OFFICE	
CERTIFICATE OF SERVICE	Atty Docket No. CROSS1123-17 CROSS1123-19
Mail Stop Patent Application Commissioner for Patents P.O. Box 1450 Alexandria, VA 22313-1450 Sir:	Application Nos. 90/007,125 filed 07/19/2004 90/007,317 filed 11/23/2004
	Applicant: Geoffrey B. Hoese
	Title: STORAGE ROUTER AND METHOD FOR PROVIDING VIRTUAL LOCAL STORAGE

I hereby certify that the attached Statement of Substance of Examiner Interview ("Statement") is being deposited with the U.S. Postal Service as First Class Mail to the Director of the U.S. Patent Office, P.O. Box 1450, Alexandria, VA 22313 on September 1, 2005. Applicant hereby states a copy of the Notification is also being served, via first class mail (Certified, R.R.R.), on:

Larry E. Severin
 Wang, Hartmann & Gibbs, PC
 1301 Dove Street, #1050
 Newport Beach, CA 92660


and

William A. Blake
 Jones, Tullar & Cooper, PC
 P.O. Box 2226 Eads Station
 Alexandria, VA 22202

As per 35 U.S.C. §1.248 service is made via first class mail (Certified, R.R.R.) on September 1, 2005.

Respectfully submitted,

Sprinkle IP Law Group


 John L. Adair
 Reg. No. 48,828

Dated: September 1, 2005


1301 W. 25th Street, Suite 408
 Austin, Texas 78705
 Tel. (512) 637-9223
 Fax. (512) 371-9088

Enclosures

IN THE UNITED STATES PATENT AND TRADEMARK OFFICE	
SUBMISSION OF REFERENCES TO COMPLETE RECORD BY APPLICANTS	Atty. Docket No. (Opt.) CROSS1123-17 CROSS1123-19



Commissioner for Patents
P.O. Box 1450
Alexandria, VA 22313

Applicants Geoffrey B. Hoese et al.	
Application Number 90/007,125 90/007,317	Filed 07/19/2004 07/19/2004
For Storage Router and Method for Providing Virtual Local Storage	
Group Art Unit 2182	Examiner Alan Chen
<u>Certification Under 37 C.F.R. §1.8</u>	
I hereby certify that this document is being deposited with the United States Postal Service as First Class Mail in a box addressed to: Commissioner for Patents, P.O. Box 1450, Alexandria, VA 22313 on September 8, 2005.	
 Janice Pampell	

To complete the record, Applicants respectfully submit hard copies of references previously submitted on CD-ROM with an IDS dated March 23, 2005 (the "March 23 IDS"). This submission is made simply to complete the file record and is not a new IDS as the references were already provided on CD-ROM and reviewed by Examiner Fritz Fleming (a copy of the March 23 IDS was initiated by Examiner Fleming indicating that he reviewed the references).

Respectfully submitted,

Sprinkle IP Law Group
Attorneys for Applicants


John L. Adair
Reg. No. 48,828

Dated: September 8, 2005
1301 W. 25th Street, Suite 408
Austin, TX 78705
T. 512-637-9220 / F. 512-371-9088

Access DB# 166173

SEARCH REQUEST FORM

Scientific and Technical Information Center

Requester's Full Name Pinchus Laufer Examiner #: 73139 Date: 09/19/05

Art Unit: NONE Phone Number 2-3599 Serial Number None

Mail Box Location: Results Format Preferred (circle): PAPER DISK E-MAIL

If more than one search is submitted, please prioritize searches in order of need.

Please provide a detailed statement of the search topic, and describe as specifically as possible the subject matter to be searched. Include the elected species or structures, keywords, synonyms, acronyms, and registry numbers, and combine with the concept or utility of the invention. Define any terms that may have a special meaning. Give examples or relevant citations, authors, etc, if known. Please attach a copy of the cover sheet, pertinent claims, and abstract.

Title of Invention: _____

Inventors (please provide full names): _____

Earliest Priority Filing Date: _____

**For Sequence Searches Only* Please include all pertinent information (parent, child, divisional, or issued patent numbers) along with the appropriate serial number.*

6425035

*****		*****	
STAFF USE ONLY		Type of Search	Vendors and cost where applicable
Searcher: <u>Shirelle Green</u>	Sequence (#) _____	<u>STN</u>	_____
Searcher Phone #: <u>272-3487</u>	AA Sequence (#) _____	Dialog	_____
Searcher Location: <u>4B28</u>	Structure (#) _____	<u>Questel/Orbit</u>	<u>11.80</u>
Date Searcher Picked Up: <u>9/19</u>	Bibliographic _____	WEST	_____
Date Completed: <u>9/19</u>	Litigation <input checked="" type="checkbox"/>	<u>Lexis/Nexis</u>	_____
Searcher Prep & Review Time: _____	Fulltext _____	Sequence Systems	_____
Clerical Prep Time: _____	Patent Family _____	<u>WWW/Internet</u>	_____
Online Time: <u>15</u>	Other _____	Other (specify) <u>Courtlink 28.00</u>	_____

RECEIVED
SEP 19 2005

BY:.....

1 of 1 DOCUMENT

UNITED STATES PATENT AND TRADEMARK OFFICE GRANTED PATENT

6425035

[Link to Claims Section](#)

July 23, 2002

Storage router and method for providing virtual local storage

REEXAM-LITIGATE: July 19, 2004 - Reexamination requested by Natu J. Patel, Wang & Patel, Reexamination No. 90/007,125 (O.G. August 31, 2004) Ex. Gp: 2111

November 23, 2004 - Reexamination requested by William Blake, Jones Tullar & Cooper, Reexamination No. 90/007,317 (O.G. January 11, 2005) Ex. Gp: 2182

NOTICE OF LITIGATION

Crossroads Systems (Texas), Inc., a Texas Corporation v. Dot Hill Systems Corporation, a Delaware corporation, Filed October 17, 2003, D.C. W.D. Texas, Doc. No. A-03-CA-754-55

INVENTOR: Hoese, Geoffrey B. - Austin, Texas; Russell, Jeffrey T. - Cibolo, Texas

APPL-NO: 965335 (09)

FILED-DATE: September 27, 2001

GRANTED-DATE: July 23, 2002

ASSIGNEE-AT-ISSUE: Crossroads Systems, Inc., Austin, Texas, 02

ENGLISH-ABST:

A storage router (56) and storage network (50) provide virtual local storage on remote SCSI storage devices (60, 62, 64) to Fiber Channel devices. A plurality of Fiber Channel devices, such as workstations (58), are connected to a Fiber Channel transport medium (52), and a plurality of SCSI storage devices (60, 62, 64) are connected to a SCSI bus transport medium (54). The storage router (56) interfaces between the Fibre Channel transport medium (52) and the SCSI bus transport medium (54). The storage router (56) maps between the workstations (58) and the SCSI storage devices (60, 62, 64) and implements access controls for storage space on the SCSI storage devices (60, 62, 64). The storage router (56) then allows access from the workstations (58) to the SCSI storage devices (60, 62, 64) using native low level, block protocol in accordance with the mapping and the access controls.

PARENT-PAT-INFO:

RELATED APPLICATIONS

This application claims the benefit of the filing date of U.S. patent application Ser. No. 09/354,682 by inventors Geoffrey B. Hoese and Jeffrey T. Russell, entitled "Storage Router and Method for Providing Virtual Local Storage" filed on Jul. 15, 1999, which is a continuation of U.S. patent application Ser. No. 091001,799, filed on Dec. 31, 1997, now U.S. Pat. No. 5,941,972, and hereby incorporates these applications by reference in their entireties as if they had been fully set forth herein.

LEXIS-NEXIS
Library: PATENTS
File: ALL

No Documents Found!

No documents were found for your search terms
"6425035 or 6,425,035"

Click "Save this search as an Alert" to schedule your search to run in the future.

- OR -

Click "Edit Search" to return to the search form and modify your search.

Suggestions:

- Check for spelling errors.
- Remove some search terms.
- Use more common search terms, such as those listed in "Suggested Words and Concepts"
- Use a less restrictive date range.

Save this Search as an Alert

Edit Search

[About LexisNexis](#) | [Terms and Conditions](#)

Copyright © 2005 LexisNexis, a division of Reed Elsevier Inc. All rights reserved.

LEXIS-NEXIS
Library: PATENTS
File: CASES

No Documents Found!

No documents were found for your search terms
"6425035 or 6,425,035"

Click "Save this search as an Alert" to schedule your search to run in the future.

- OR -

Click "Edit Search" to return to the search form and modify your search.

Suggestions:

- Check for spelling errors.
- Remove some search terms.
- Use more common search terms, such as those listed in "Suggested Words and Concepts"
- Use a less restrictive date range.

Save this Search as an Alert

[About LexisNexis](#) | [Terms and Conditions](#)

Copyright © 2005 LexisNexis, a division of Reed Elsevier Inc. All rights reserved.

LEXIS-NEXIS
Library: PATENTS
File: JNLS

1 of 2 DOCUMENTS

Copyright 2003 Comtex News Network, Inc.
All Rights Reserved
Copyright 2003 Knobias.com, LLC, All rights reserved.
Knobias.com

This content is provided to LexisNexis by Comtex News Network, Inc.

October 22, 2003 Wednesday

LENGTH: 74 words

HEADLINE: CRDS Files Patent Infringement Suit Against HILL

DATELINE: Ridgeland, MS

BODY:

...not been served with the Complaint. The suit alleges patent infringement by Dot Hill of United States Patent Nos. 5,941,972 and 6,425,035, relating to storage routers and methods for providing virtual local storage.

LEXIS-NEXIS
Library: PATENTS
File: CURNNEWS

2 of 2 DOCUMENTS

Copyright 2003 PR Newswire Association, Inc.
PR Newswire

October 22, 2003 Wednesday

SECTION: FINANCIAL NEWS

LENGTH: 446 words

HEADLINE: Dot Hill Systems Announces Complaint Filed By Crossroads Systems

DATELINE: CARLSBAD, Calif. Oct. 22

BODY:

...not been served with the Complaint. The suit alleges patent infringement by Dot Hill of United States Patent Nos. 5,941,972 and 6,425,035, relating to storage routers and methods for providing virtual local storage.

?us6425035/pn

** SS 1: Results 1

Search statement 2

?prt full nonstop legalall

1/1 PLUSPAT - (C) QUESTEL-ORBIT- image
PN - US2002010812 A1 20020124 [US20020010812]
PN2 - US6425035 B2 20020723 [US6425035]
TI - (A1) Storage router and method for providing virtual local storage
PA - (B2) CROSSROADS SYS INC (US)
PA0 - Crossroads Systems, Inc., Austin TX [US]
PA2 - (B2) CROSSROADS SYS INC (US)
IN - (A1) HOESE GEOFFREY B (US); RUSSELL JEFFRY T (US)
AP - US96533501 20010927 [2001US-0965335]
FD - Continuation of: US5941972
PR - US96533501 20010927 [2001US-0965335]
- US35468299 19990715 [1999US-0354682]
- US179997 19971231 [1997US-0001799]
IC - (A1) G06F-003/00
EC - G06F-013/40D2
PCL - ORIGINAL (O) : 710105000; CROSS-REFERENCE (X) : 710008000 710036000
710310000
DT - Corresponding document
CT - US5748924; US5768623; US5809328; US5812754; US5835496; US5848251;
US5935260; US5941972; US5959994; US6041381; US6055603; US6065087;
US6075863; US6098149; US6118766; US6148004; US6185203; US6209023;
US6230218; US6341315; US6343324
STG - (A1) Utility Patent Application published on or after January 2, 2001
STG2- (B2) U.S. Patent (with pre-grant pub.) after Jan. 2, 2001
AB - A storage router (56) and storage network (50) provide virtual local
storage on remote SCSI storage devices (60, 62, 64) to Fiber Channel
devices. A plurality of Fiber Channel devices, such as workstations
(58), are connected to a Fiber Channel transport medium (52), and a
plurality of SCSI storage devices (60, 62, 64) are connected to a SCSI
bus transport medium (54). The storage router (56) interfaces between
the Fibre Channel transport medium (52) and the SCSI bus transport
medium (54). The storage router (56) maps between the workstations
(58) and the SCSI storage devices (60, 62, 64) and implements access
controls for storage space on the SCSI storage devices (60, 62, 64).
The storage router (56) then allows access from the workstations (58)
to the SCSI storage devices (60, 62, 64) using native low level, block
protocol in accordance with the mapping and the access controls.
UP - 2002-05

1/1 LGST - (C) EPO
PN - US2002010812 A1 20020124 [US20020010812]
- US6425035 B2 20020723 [US6425035]
AP - US96533501 20010927 [2001US-0965335]
ACT - 20030826 US/CC-A
CERTIFICATE OF CORRECTION
- 20040831 US/RR-A [+]
REQUEST FOR REEXAMINATION FILED
EFFECTIVE DATE: 20040719
- 20050111 US/RR-A [+]
REQUEST FOR REEXAMINATION FILED
EFFECTIVE DATE: 20041123
UP - 2005-05

1/1 CRXX - (C) CLAIMS/RRX

PN - 6,425,035 A 20020723 [US6425035]
PA - Crossroads Systems Inc
ACT - 20040719 REEXAMINATION REQUESTED
ISSUE DATE OF O.G.: 20040831
REEXAMINATION REQUEST NUMBER: 90/007125
Natu J. Patel, Wang & Patel, Newport Beach, CA

- 20041123 REEXAMINATION REQUESTED
ISSUE DATE OF O.G.: 20050111
REEXAMINATION REQUEST NUMBER: 90/007317
William Blake, Jones Tullar & Cooper, Alexandria, VA

US District Court Civil Docket

**U.S. District - Texas Western
(Austin)**

1:03cv754

Crossroads Systems (v. Dot Hill Systems Cor

This case was retrieved from the court on Monday, September 19, 2005

Date Filed: 10/17/2003	Class Code: PATTRD
Assigned To: Honorable Sam Sparks	Closed: no
Referred To:	Statute: 28:1338
Nature of suit: Patent (830)	Jury Demand: Both
Cause: Patent Infringement	Demand Amount: \$0
Lead Docket: None	NOS Description: Patent
Other Docket: None	
Jurisdiction: Federal Question	

Litigants

Crossroads Systems (Texas), Inc, A Texas Corporation
Plaintiff

Attorneys

Alan D Albright
[COR LD NTC]
[Term: 03/08/2005]
Fish & Richardson
One Congress Plaza
111 Congress Ave
4TH Floor
Austin , TX 78701
USA
(512) 391-4930
512/ 391-6837

Raymond W Mort
[COR LD NTC]
Dia Piper Rudnick Gray Cary US, LLP
1221 S Mopac Expressway
Suite 400
Austin , TX 78746-6875
USA
(512) 457-7000
512/ 457-7001

J Eric Elliff
[COR LD NTC]
Morrison & Foerster LLP
5200 Republic Plaza
370 Seventeenth Street
Denver , CO 80202-5638
USA
(303)592-1500
(303)592-1510

Tracy L McCreight
[COR LD NTC]
[Term: 03/08/2005]
Gray Cary Ware & Freidenrich
1221 S Mopac Expwy
Suite 400
Austin , TX 78746-6875
USA
(512) 457-7128

512/ 457-7001

Joseph P Reid
[COR LD NTC]
[Term: 03/08/2005]
Gray Cary Ware & Freidenrich LLP
401 B Street, Suite 2000
San Diego , CA 92101-4240
USA
(619) 699-2800
(619) 699-2701

John Allcock
[COR LD NTC]
Gray Cary Ware & Freidenrich, LLP
401 B Street
Suite 2000
San Diego , CA 92101-4240
USA
(619) 699-2828
(619) 699-2701

John E Giust
[COR LD NTC]
[Term: 03/08/2005]
Gray Cary Ware & Freidenrich, LLP
401 B Street
Suite 2000
San Diego , CA 92101-4240
USA
(619) 699-2828
(619) 699-2701

Matthew C Bernstein
[COR LD NTC]
[Term: 03/08/2005]
Gray Cary Ware & Freidenrich, LLP
401 B Street
Suite 2000
San Diego , CA 92101-4240
USA
(619) 699-2828
619/ 699-2701

John Michael Guaragna
[COR LD NTC]
Dia Piper Rudnick Gray Cary US LLP
1221 South Mopac Expressway
Suite 400
Austin , TX 78746
USA
(512) 457-7125
512/ 457-7001

Barry K Shelton
[COR LD NTC]
[Term: 03/08/2005]
Fish & Richardson, PC
111 Congress Avenue
4TH Floor
Austin , TX 78701
USA
(512) 391-4929
512/ 391-6837

Darius C Gambino
[COR LD NTC]
Dia Piper Rudnick Gray Cary US LLP
1650 Market Street
Suite 4900
Philadelphia , PA 19103

Dot Hill Systems Corporation, A Delaware Corporation
Defendant

USA
215-656-3309
215/ 656-3301

Patton G Lochridge
[COR LD NTC]
McGinnis, Lochridge & Kilgore
919 Congress Avenue
1300 Capitol Center
Austin , TX 78701
USA
(512) 495-6000
512/ 495-6093

Kurt E Richter
[COR LD NTC]
Morgan & Finnegan
3 World Financial Center
New York , NY 10281-2101
USA
(212) 415-8700

John F Sweeney
[COR LD NTC]
Morgan & Finnegan
3 World Financial Center
New York , NY 10281-2101
USA
(212) 415-8700
212/ 751-6849

William S Feiler
[COR LD NTC]
Morgan & Finnegan
3 World Financial Center
New York , NY 10281-2101
USA
(212) 415-8700
212/ 415-8701

Travis C Barton
[COR LD NTC]
McGinnis, Lochridge & Kilgore
919 Congress Avenue
Suite 1300
Austin , TX 78701
USA
(512) 495-6041
512/ 495-6093

Daniel S Mount
[COR LD NTC]
[Term: 04/05/2004]
Mount & Stoelker
333 W San Carlos Street
Suite 1650
San Jose , CA 95110
USA
(408)279-7000
(408)998-1473

Lara J Hodgson
[COR LD NTC]
[Term: 04/05/2004]
Mount & Stoelker
333 W San Carlos Street
Suite 1650
San Jose , CA 95110
USA
(408)279-7000

408/ 998-1473

Alfredo A Bismonte
[COR LD NTC]
[Term: 04/05/2004]
Mount & Stoelker
333 W San Carlos Street
Suite 1650
San Jose , CA 95110
USA
(408)279-7000
(408)998-1473

Michael E Lovins
[COR LD NTC]
McGinnis, Lochridge & Kilgore
1300 Capitol Center
919 Congress Avenue
Austin , TX 78701
USA
(512) 495-6000
512/ 505-6364

Leslie M Hoekstra
[COR LD NTC]
[Term: 04/05/2004]
Mount & Stoelker
333 W San Carlos Street
Suite 1650
San Jose , CA 95110
USA
(408) 279-7000
(408) 998-1473

Valerie W Greenberg
[COR LD NTC]
Greenberg Law Firm
121 Brite Avenue
Scosdale , NY 10583
USA
(914) 722-9111

Natu J Patel
[COR LD NTC]
[Term: 10/05/2004]
Wang & Patel, PC
1301 Dove Street
Suite 1050
Newport Beach , CA 92660
USA
(949) 833-8483
949/ 833-2281

Larry E Severin
[COR LD NTC]
Wang & Patel, PC
1301 Dove Street, #1050
Newport Beach , CA 92660
USA
(949) 833-8483
(949) 833-2281

Franklin E Gibbs
[COR LD NTC]
Wang, Hartmann & Gibbs, PC
1301 Dove Street
Suite 1050
Newport Beach , CA 92660
USA
(949) 833-8483
(949) 833-2281

Jason Brian Witten
[COR LD NTC]
Wang, Hartmann & Gibbs, PC
1301 Dove Street
Suite 1050
Newport Beach , CA 92660
USA
(949) 833-8483
949/ 833-2281

Richard Franklin Cauley
[COR LD NTC]
Wang, Hartman & Gibbs PC
1301 Dove Street
Suite 1050
Newport Beach , CA. 92660
USA
949/ 833-8483
949/ 833-2281

Peter O Huang
[COR LD NTC]
Wang Hartmann & Gibbs PC
1301 Dove Street
Suite 1050
Newport Beach , CA 92660
USA
949-833-8483
949-833-2281

Dot Hill Systems Corporation, A Delaware Corporation
Counter-
Plaintiff

Patton G Lochridge
[COR LD NTC]
McGinnis, Lochridge & Kilgore
919 Congress Avenue
1300 Capitol Center
Austin , TX 78701
USA
(512) 495-6000
512/ 495-6093

Kurt E Richter
[COR LD NTC]
Morgan & Finnegan
3 World Financial Center
New York , NY 10281-2101
USA
(212) 415-8700

Travis C Barton
[COR LD NTC]
McGinnis, Lochridge & Kilgore
919 Congress Avenue
Suite 1300
Austin , TX 78701
USA
(512) 495-6041
512/ 495-6093

Daniel S Mount
[COR LD NTC]
[Term: 04/05/2004]
Mount & Stoelker
333 W San Carlos Street
Suite 1650
San Jose , CA 95110
USA
(408)279-7000
(408)998-1473

Lara J Hodgson
[COR LD NTC]
[Term: 04/05/2004]
Mount & Stoelker
333 W San Carlos Street
Suite 1650
San Jose , CA 95110
USA
(408)279-7000
408/ 998-1473

Alfredo A Bismonte
[COR LD NTC]
[Term: 04/05/2004]
Mount & Stoelker
333 W San Carlos Street
Suite 1650
San Jose , CA 95110
USA
(408)279-7000
(408)998-1473

Michael E Lovins
[COR LD NTC]
McGinnis, Lochridge & Kilgore
1300 Capitol Center
919 Congress Avenue
Austin , TX 78701
USA
(512) 495-6000
512/ 505-6364

Leslie M Hoekstra
[COR LD NTC]
[Term: 04/05/2004]
Mount & Stoelker
333 W San Carlos Street
Suite 1650
San Jose , CA 95110
USA
(408) 279-7000
(408) 998-1473

Valerie W Greenberg
[COR LD NTC]
Greenberg Law Firm
121 Brite Avenue
Scosdale , NY 10583
USA
(914) 722-9111

Natu J Patel
[COR LD NTC]
[Term: 10/05/2004]
Wang & Patel, PC
1301 Dove Street
Suite 1050
Newport Beach , CA 92660
USA
(949) 833-8483
949/ 833-2281

Larry E Severin
(949) 833-2281
Wang & Patel, PC
1301 Dove Street, #1050
Newport Beach , CA 92660
USA
(949) 833-8483

Franklin E Gibbs

(949) 833-2281
Wang, Hartmann & Gibbs, PC
1301 Dove Street
Suite 1050
Newport Beach , CA 92660
USA
(949) 833-8483

Jason Brian Witten
[COR LD NTC]
Wang, Hartmann & Gibbs, PC
1301 Dove Street
Suite 1050
Newport Beach , CA 92660
USA
(949) 833-8483
949/ 833-2281

Crossroads Systems (Texas), Inc, A Texas Corporation
Counter-Defendant

Alan D Albright
[COR LD NTC]
[Term: 03/08/2005]
Fish & Richardson
One Congress Plaza
111 Congress Ave
4TH Floor
Austin , TX 78701
USA
(512) 391-4930
512/ 391-6837

Raymond W Mort
512/457-7001
Dfa Piper Rudnick Gray Cary US,
LLP
1221 S Mopac Expressway
Suite 400
Austin , TX 78746-6875
USA
(512) 457-7000

Tracy L McCreight
[COR LD NTC]
[Term: 03/08/2005]
Gray Cary Ware & Freidenrich
1221 S Mopac Expwy
Suite 400
Austin , TX 78746-6875
USA
(512) 457-7128
512/ 457-7001

Joseph P Reid
[Term: 03/08/2005]
(619) 699-2701
Gray Cary Ware & Freidenrich
LLP
401 B Street, Suite 2000
San Diego , CA 92101-4240
USA
(619) 699-2800

John Allcock
[COR LD NTC]
Gray Cary Ware & Freidenrich, LLP
401 B Street
Suite 2000
San Diego , CA 92101-4240
USA
(619) 699-2828
(619) 699-2701

John E Giust
[COR LD NTC]
[Term: 03/08/2005]
Gray Cary Ware & Freidenrich, LLP
401 B Street
Suite 2000
San Diego , CA 92101-4240
USA
(619) 699-2828
(619) 699-2701

Matthew C Bernstein
[COR LD NTC]
[Term: 03/08/2005]
Gray Cary Ware & Freidenrich, LLP
401 B Street
Suite 2000
San Diego , CA 92101-4240
USA
(619) 699-2828
619/ 699-2701

John Michael Guaragna
512/457-7001
Dla Piper Rudnick Gray Cary US
LLP
1221 South Mopac Expressway
Suite 400
Austin , TX 78746
USA
(512) 457-7125

Dot Hill Systems Corporation, A Delaware Corporation
Third-Party Plaintiff

Patton G Lochridge
[COR LD NTC]
McGinnis, Lochridge & Kilgore
919 Congress Avenue
1300 Capitol Center
Austin , TX 78701
USA
(512) 495-6000
512/ 495-6093

Kurt E Richter
[COR LD NTC]
Morgan & Finnegan
3 World Financial Center
New York , NY 10281-2101
USA
(212) 415-8700

John F Sweeney
[COR LD NTC]
Morgan & Finnegan
3 World Financial Center
New York , NY 10281-2101
USA
(212) 415-8700
212/ 751-6849

William S Feller
[COR LD NTC]
Morgan & Finnegan
3 World Financial Center
New York , NY 10281-2101
USA
(212) 415-8700
212/ 415-8701

Travis C Barton

[COR LD NTC]
McGinnis, Lochridge & Kilgore
919 Congress Avenue
Suite 1300
Austin , TX 78701
USA
(512) 495-6041
512/ 495-6093

Daniel S Mount
[COR LD NTC]
[Term: 04/05/2004]
Mount & Stoelker
333 W San Carlos Street
Suite 1650
San Jose , CA 95110
USA
(408)279-7000
(408)998-1473

Lara J Hodgson
[COR LD NTC]
[Term: 04/05/2004]
Mount & Stoelker
333 W San Carlos Street
Suite 1650
San Jose , CA 95110
USA
(408)279-7000
408/ 998-1473

Alfredo A Bismonte
[COR LD NTC]
[Term: 04/05/2004]
Mount & Stoelker
333 W San Carlos Street
Suite 1650
San Jose , CA 95110
USA
(408)279-7000
(408)998-1473

Michael E Lovins
[COR LD NTC]
McGinnis, Lochridge & Kilgore
1300 Capitol Center
919 Congress Avenue
Austin , TX 78701
USA
(512) 495-6000
512/ 505-6364

Leslie M Hoekstra
[COR LD NTC]
[Term: 04/05/2004]
Mount & Stoelker
333 W San Carlos Street
Suite 1650
San Jose , CA 95110
USA
(408) 279-7000
(408) 998-1473

Valerie W Greenberg
[COR LD NTC]
Greenberg Law Firm
121 Brite Avenue
Scosdale , NY 10583
USA
(914) 722-9111

Natu J Patel
[COR LD NTC]
[Term: 10/05/2004]
Wang & Patel, PC
1301 Dove Street
Suite 1050
Newport Beach , CA 92660
USA
(949) 833-8483
949/ 833-2281

Larry E Severin
[COR LD NTC]
Wang & Patel, PC
1301 Dove Street, #1050
Newport Beach , CA 92660
USA
(949) 833-8483
(949) 833-2281

Franklin E Gibbs
[COR LD NTC]
Wang, Hartmann & Gibbs, PC
1301 Dove Street
Suite 1050
Newport Beach , CA 92660
USA
(949) 833-8483
(949) 833-2281

Jason Brian Witten
[COR LD NTC]
Wang, Hartmann & Gibbs, PC
1301 Dove Street
Suite 1050
Newport Beach , CA 92660
USA
(949) 833-8483
949/ 833-2281

Falconstor Software, Inc
Third-Party Defendant
[Term: 09/17/2004]

George Barton Butts
[COR LD NTC]
[Term: 09/17/2004]
Dla Piper Rudnick Gray Cary US LLP
1221 S Mopac Expressway
Suite 400
Austin , TX 78746
USA
(512) 457-7068
512/ 457-7001

Mark J Schildkraut
[COR LD NTC]
[Term: 09/17/2004]
Kaye Scholer LLP
425 Park Ave
New York , NY 10022
USA
(212) 836-8000

Aaron Stiefel
[COR LD NTC]
[Term: 09/17/2004]
Kaye Scholer LLP
425 Park Ave
New York , NY 10022
USA
(212) 836-8000
212/ 836-8689

Stephen J Elliott
[COR LD NTC]
[Term: 09/17/2004]
Kaye Scholer LLP
425 Park Ave
New York , NY 10022
USA
(212) 836-8000

Falconstor Software, Inc
Cross-Claimant
[Term: 08/27/2004]

George Barton Butts
[COR LD NTC]
[Term: 08/27/2004]
Dla Piper Rudnick Gray Cary US LLP
1221 S Mopac Expressway
Suite 400
Austin , TX 78746
USA
(512) 457-7068
512/ 457-7001

Mark J Schildkraut
[COR LD NTC]
[Term: 08/27/2004]
Kaye Scholer LLP
425 Park Ave
New York , NY 10022
USA
(212) 836-8000

Aaron Stiefel
[COR LD NTC]
[Term: 08/27/2004]
Kaye Scholer LLP
425 Park Ave
New York , NY 10022
USA
(212) 836-8000
212/ 836-8689

Stephen J Elliott
[COR LD NTC]
[Term: 08/27/2004]
Kaye Scholer LLP
425 Park Ave
New York , NY 10022
USA
(212) 836-8000

Crossroads Systems (Texas), Inc, A Texas Corporation
Cross-Defendant

Alan D Albright
[COR LD NTC]
[Term: 03/08/2005]
Fish & Richardson
One Congress Plaza
111 Congress Ave
4TH Floor
Austin , TX 78701
USA
(512) 391-4930
512/ 391-6837

Raymond W Mort
512/457-7001
Dla Piper Rudnick Gray Cary US,
LLP
1221 S Mopac Expressway
Suite 400
Austin , TX 78746-6875
USA
(512) 457-7000

Tracy L McCreight
[COR LD NTC]
[Term: 03/08/2005]
Gray Cary Ware & Freidenrich
1221 S Mopac Expwy
Suite 400
Austin , TX 78746-6875
USA
(512) 457-7128
512/ 457-7001

Joseph P Reid
[Term: 03/08/2005]
(619) 699-2701
Gray Cary Ware & Freidenrich
LLP
401 B Street, Suite 2000
San Diego , CA 92101-4240
USA
(619) 699-2800

John Allcock
[COR LD NTC]
Gray Cary Ware & Freidenrich, LLP
401 B Street
Suite 2000
San Diego , CA 92101-4240
USA
(619) 699-2828
(619) 699-2701

John E Giust
[COR LD NTC]
[Term: 03/08/2005]
Gray Cary Ware & Freidenrich, LLP
401 B Street
Suite 2000
San Diego , CA 92101-4240
USA
(619) 699-2828
(619) 699-2701

Matthew C Bernstein
[COR LD NTC]
[Term: 03/08/2005]
Gray Cary Ware & Freidenrich, LLP
401 B Street
Suite 2000
San Diego , CA 92101-4240
USA
(619) 699-2828
619/ 699-2701

John Michael Guaragna
512/457-7001
Dla Piper Rudnick Gray Cary US
LLP
1221 South Mopac Expressway
Suite 400
Austin , TX 78746
USA
(512) 457-7125

Crossroads Systems (Texas), Inc, A Texas Corporation
Counter-
Plaintiff

Alan D Albright
[COR LD NTC]
[Term: 03/08/2005]
Fish & Richardson
One Congress Plaza
111 Congress Ave
4TH Floor

Austin , TX 78701
USA
(512) 391-4930
512/ 391-6837

Raymond W Mort
512/457-7001
Dla Piper Rudnick Gray Cary US,
LLP
1221 S Mopac Expressway
Suite 400
Austin , TX 78746-6875
USA
(512) 457-7000

Tracy L McCreight
[COR LD NTC]
[Term: 03/08/2005]
Gray Cary Ware & Freidenrich
1221 S Mopac Expwy
Suite 400
Austin , TX 78746-6875
USA
(512) 457-7128
512/ 457-7001

Joseph P Reid
[Term: 03/08/2005]
(619) 699-2701
Gray Cary Ware & Freidenrich
LLP
401 B Street, Suite 2000
San Diego , CA 92101-4240
USA
(619) 699-2800

John Allcock
[COR LD NTC]
Gray Cary Ware & Freidenrich, LLP
401 B Street
Suite 2000
San Diego , CA 92101-4240
USA
(619) 699-2828
(619) 699-2701

John E Giust
[COR LD NTC]
[Term: 03/08/2005]
Gray Cary Ware & Freidenrich, LLP
401 B Street
Suite 2000
San Diego , CA 92101-4240
USA
(619) 699-2828
(619) 699-2701

Matthew C Bernstein
[COR LD NTC]
[Term: 03/08/2005]
Gray Cary Ware & Freidenrich, LLP
401 B Street
Suite 2000
San Diego , CA 92101-4240
USA
(619) 699-2828
619/ 699-2701

John Michael Guaragna
512/457-7001
Dla Piper Rudnick Gray Cary US

LLP
1221 South Mopac Expressway
Suite 400
Austin , TX 78746
USA
(512) 457-7125

Falconstor Software, Inc
Counter-Defendant
[Term: 08/27/2004]

George Barton Butts
[COR LD NTC]
[Term: 08/27/2004]
Dla Piper Rudnick Gray Cary US LLP
1221 S Mopac Expressway
Suite 400
Austin , TX 78746
USA
(512) 457-7068
512/ 457-7001

Mark J Schildkraut
[COR LD NTC]
[Term: 08/27/2004]
Kaye Scholer LLP
425 Park Ave
New York , NY 10022
USA
(212) 836-8000

Aaron Stiefel
[COR LD NTC]
[Term: 08/27/2004]
Kaye Scholer LLP
425 Park Ave
New York , NY 10022
USA
(212) 836-8000
212/ 836-8689

Stephen J Elliott
[COR LD NTC]
[Term: 08/27/2004]
Kaye Scholer LLP
425 Park Ave
New York , NY 10022
USA
(212) 836-8000

Falconstor Software, Inc Counter-
Plaintiff
[Term: 08/27/2004]

George Barton Butts
[COR LD NTC]
[Term: 08/27/2004]
Dla Piper Rudnick Gray Cary US LLP
1221 S Mopac Expressway
Suite 400
Austin , TX 78746
USA
(512) 457-7068
512/ 457-7001

Mark J Schildkraut
[COR LD NTC]
[Term: 08/27/2004]
Kaye Scholer LLP
425 Park Ave
New York , NY 10022
USA
(212) 836-8000

Aaron Stiefel
[COR LD NTC]
[Term: 08/27/2004]
Kaye Scholer LLP

425 Park Ave
New York , NY 10022
USA
(212) 836-8000
212/ 836-8689

Stephen J Elliott
[COR LD NTC]
[Term: 08/27/2004]
Kaye Scholer LLP
425 Park Ave
New York , NY 10022
USA
(212) 836-8000

Crossroads Systems (Texas), Inc, A Texas Corporation
Counter-Defendant

Alan D Albright
[COR LD NTC]
[Term: 03/08/2005]
Fish & Richardson
One Congress Plaza
111 Congress Ave
4TH Floor
Austin , TX 78701
USA
(512) 391-4930
512/ 391-6837

Raymond W Mort
512/457-7001
Dla Piper Rudnick Gray Cary US,
LLP
1221 S Mopac Expressway
Suite 400
Austin , TX 78746-6875
USA
(512) 457-7000

Tracy L McCreight
[COR LD NTC]
Gray Cary Ware & Freidenrich
1221 S Mopac Expwy
Suite 400
Austin , TX 78746-6875
USA
(512) 457-7128
512/ 457-7001

Joseph P Reid
[COR LD NTC]
[Term: 03/08/2005]
Gray Cary Ware & Freidenrich LLP
401 B Street, Suite 2000
San Diego , CA 92101-4240
USA
(619) 699-2800
(619) 699-2701

John Allcock
[COR LD NTC]
Gray Cary Ware & Freidenrich, LLP
401 B Street
Suite 2000
San Diego , CA 92101-4240
USA
(619) 699-2828
(619) 699-2701

John E Glust
[COR LD NTC]
[Term: 03/08/2005]

Gray Cary Ware & Freidenrich, LLP
 401 B Street
 Suite 2000
 San Diego , CA 92101-4240
 USA
 (619) 699-2828
 (619) 699-2701

Matthew C Bernstein
 [COR LD NTC]
 [Term: 03/08/2005]
 Gray Cary Ware & Freidenrich, LLP
 401 B Street
 Suite 2000
 San Diego , CA 92101-4240
 USA
 (619) 699-2828
 619/ 699-2701

John Michael Guaragna
 512/457-7001
 Dia Piper Rudnick Gray Cary US
 LLP
 1221 South Mopac Expressway
 Suite 400
 Austin , TX 78746
 USA
 (512) 457-7125

Date	#	Proceeding Text
10/17/2003	--	Case assigned to Honorable Sam Sparks (sh) [Entry date 10/20/03]
10/17/2003	1	Complaint filed. Filing Fee: \$ 150.00 Receipt # 357883 (Pages: 5) (sh) [Entry date 10/20/03]
10/17/2003	--	Court file forwarded to Judge Sparks (gr) [Entry date 10/21/03]
10/17/2003	--	Notified Commissioner of Patents and Trademarks of filing complaint for patent infringement (gr) [Entry date 10/21/03]
10/17/2003	--	AO 120 forwarded to the Commissioner of Patents and Trademarks. (mc2) [Entry date 03/23/04]
10/23/2003	--	Summons issued for Dot Hill Systems Cor (gr) [Entry date 10/23/03]
10/23/2003	--	Summons issued for Dot Hill Systems Cor (gr) [Entry date 10/24/03]
11/03/2003	2	Return of service executed as to Dot Hill Systems Cor on 10/27/03 (td) [Entry date 11/04/03]
12/01/2003	3	Motion by Dot Hill Systems Cor for atty. Daniel S. Mount to appear pro hac vice (gr) [Entry date 12/02/03]
12/01/2003	4	Motion by Dot Hill Systems Cor for atty, Lara J. Hodgson to appear pro hac vice (gr) [Entry date 12/02/03]
12/01/2003	5	Motion by Dot Hill Systems Cor for atty, Alfredo A. Bismonte to appear pro hac vice (gr) [Entry date 12/02/03]
12/01/2003	6	Motion by Crossroads Systems (, Dot Hill Systems Cor to extend time to answer or otherwise respond, including motions under Rule 12 of the Fed. R (gr) [Entry date 12/02/03]
12/03/2003	7	Order granting motion for atty. Daniel S. Mount to appear pro hac vice [3-1] signed by Honorable Sam Sparks (gr) [Entry date 12/03/03]
12/03/2003	8	Order granting motion for atty, Lara J. Hodgson to appear pro hac vice [4-1] signed by Honorable Sam Sparks (gr) [Entry date 12/03/03]
12/03/2003	9	Order granting motion for atty, Alfredo A. Bismonte to appear pro hac vice [5-1] signed by Honorable Sam Sparks (gr) [Entry date 12/03/03]
12/04/2003	10	Order granting motion to extend time to answer or otherwise respond, including motions under Rule 12 of the Fed. R; until 12/17/03 [6-1] signed by Honorable Sam Sparks (gr) [Entry date 12/04/03]
12/15/2003	11	Motion by Crossroads Systems (for atty. John E. Giust to appear pro hac vice (gr) [Entry date 12/16/03]
12/15/2003	12	Motion by Crossroads Systems (for atty. Matthew C. Bernstein to appear pro hac vice (gr) [Entry date 12/16/03]
12/15/2003	13	Motion by Crossroads Systems (for atty John Allcock to appear pro hac vice (gr) [Entry date

- 12/16/2003 17 Answer to complaint and counterclaim by Dot Hill Systems Cor against Crossroads Systems (gr) [Entry date 12/17/03]
- 12/17/2003 14 Order granting motion for atty John Allcock to appear pro hac vice [13-1] signed by Honorable Sam Sparks (gr) [Entry date 12/17/03]
- 12/17/2003 15 Order granting motion for atty. John E. Giust to appear pro hac vice [11-1] signed by Honorable Sam Sparks (gr) [Entry date 12/17/03]
- 12/17/2003 16 Order granting motion for atty. Matthew C. Bernstein to appear pro hac vice [12-1] signed by Honorable Sam Sparks (gr) [Entry date 12/17/03]
- 01/05/2004 18 Reply by Crossroads Systems to Dot Hill Systems Corp counterclaim [17-2] (gr) [Entry date 01/06/04]
- 01/09/2004 19 Motion by Dot Hill Systems Cor for atty, John F. Sweeney to appear pro hac vice (gr) [Entry date 01/12/04]
- 01/09/2004 20 Motion by Dot Hill Systems Cor for atty, Kurt E. Richter to appear pro hac vice (gr) [Entry date 01/12/04]
- 01/09/2004 21 Motion by Dot Hill Systems Cor for atty. William S. Feiler to appear pro hac vice (gr) [Entry date 01/12/04]
- 01/13/2004 22 Order granting motion for atty. William S. Feiler to appear pro hac vice [21-1] signed by Honorable Sam Sparks (gr) [Entry date 01/13/04]
- 01/13/2004 23 Order granting motion for atty, Kurt E. Richter to appear pro hac vice [20-1] signed by Honorable Sam Sparks (gr) [Entry date 01/13/04]
- 01/13/2004 24 Order granting motion for atty, John F. Sweeney to appear pro hac vice [19-1] signed by Honorable Sam Sparks (gr) [Entry date 01/13/04]
- 01/29/2004 25 Motion by Dot Hill Systems Cor for atty Natu J. Patel to appear pro hac vice (gr) [Entry date 01/29/04]
- 01/29/2004 26 Motion by Dot Hill Systems Cor for atty. Jason B. Witten to appear pro hac vice (gr) [Entry date 01/29/04]
- 01/29/2004 27 Order granting motion for atty Natu J. Patel to appear pro hac vice [25-1] signed by Honorable Sam Sparks (gr) [Entry date 01/30/04]
- 01/29/2004 28 Order granting motion for atty. Jason B. Witten to appear pro hac vice [26-1] signed by Honorable Sam Sparks (gr) [Entry date 01/30/04]
- 01/30/2004 29 Amended Certificate of service to James B. Witten's Application to Appear Pro Hac Vice for Dot Hill Systems Cor (gr) [Entry date 02/02/04]
- 01/30/2004 30 Amended Certificate of service to Patel's Application to Appear Pro Hac Vice for Dot Hill Systems Cor (gr) [Entry date 02/02/04]
- 02/02/2004 -- Pro hac vice fee paid by John F. Sweeney with Amount: \$ 25.00 Receipt # 359220 (gr) [Entry date 02/09/04]
- 02/02/2004 -- Pro hac vice fee paid by William S. Feiler with Amount: \$ 25.00 Receipt # 359221 (gr) [Entry date 02/09/04]
- 02/02/2004 -- Pro hac vice fee paid by Kurt E. Richter with Amount: \$ 25.00 Receipt # 359222 (gr) [Entry date 02/09/04]
- 02/03/2004 -- Pro hac vice fee paid by Natu J. Patel with Amount: \$ 25.00 Receipt # 359298 (gr) [Entry date 02/09/04]
- 02/03/2004 -- Pro hac vice fee paid by Jason Brian Witten with Amount: \$ 25.00 Receipt # 359299 (gr) [Entry date 02/09/04]
- 02/09/2004 31 Order set scheduling conf. hearing for 2:00 2/18/04 in Courtroom 2, 1st floor signed by Honorable Sam Sparks (gr) [Entry date 02/09/04]
- 02/17/2004 32 Notice of attorney appearance for Dot Hill Systems Cor - notice of substitution of attorneys (Natu J. Patel, Jason B. Witten and local counsel, Travis Barton, in place of Daniel S. Mount (mc2) [Entry date 02/17/04]
- 02/17/2004 33 Joint Pretrial disclosures filed by Crossroads Systems (, Dot Hill Systems Cor (mc2) [Entry date 02/19/04]
- 02/18/2004 34 Minutes of proceedings for hearing on all pending matters conducted on 2/18/04 by Judge Sparks. Court Reporter: Lily Reznik. (mc2) [Entry date 02/19/04]
- 02/18/2004 -- Miscellaneous hearing on all pending matters held; parties agree to Karl Bayer as special master. (mc2) [Entry date 02/19/04] [Edit date 02/19/04]
- 02/18/2004 -- Oral order by Honorable Sam Sparks , setting miscellaneous hearing - Markman hearing before special master, Karl Bayer, - for 7/2/04 (mc2) [Entry date 02/19/04]
- 02/20/2004 35 Advisory to the court filed by Crossroads Systems (, Dot Hill Systems Cor - notice of nonopposition to

- 02/23/2004 -- appointment of Karl Bayer as special master. (mc2) [Entry date 02/23/04]
- 02/23/2004 -- Case referred to Karl Bayer as special master (mc2) [Entry date 02/24/04]
- 02/23/2004 36 Order referring case to Karl Bayer, Special Master..., signed by Honorable Sam Sparks (mc2) [Entry date 02/24/04]
- 02/23/2004 37 Order setting miscellaneous hearing - Markman Hearing - for 9:00 7/2/04..., signed by Honorable Sam Sparks (mc2) [Entry date 02/24/04]
- 02/24/2004 38 Motion by Dot Hill Systems Cor for Franklin E. Gibbs to appear pro hac vice (mc2) [Entry date 02/26/04]
- 02/24/2004 39 Amended Certificate of service by Dot Hill Systems Cor re application to appear pro hac vice of Franklin Gibbs. (mc2) [Entry date 02/26/04]
- 02/25/2004 40 Order granting motion for Franklin E. Gibbs to appear pro hac vice [38-1] signed by Honorable Sam Sparks (mc2) [Entry date 02/26/04]
- 03/02/2004 41 Joint motion by Crossroads Systems (, Dot Hill Systems Cor for protective order (mc2) [Entry date 03/05/04]
- 03/08/2004 42 Order granting joint motion for protective order [41-1]. Agreed Protective Order filed & signed by Honorable Sam Sparks (td) [Entry date 03/09/04]
- 03/08/2004 43 Order regarding sealed documents signed by Honorable Sam Sparks (td) [Entry date 03/09/04]
- 03/08/2004 44 Motion by Crossroads Systems for leave to file first amended cmp (cmp attached to motion) (td) [Entry date 03/09/04]
- 03/22/2004 45 Motion by Dot Hill Systems Cor to substitute attorney - Natu Patel and Jason Witten in place of the law firm of Mount & Stoelker (mc2) [Entry date 03/23/04]
- 03/22/2004 46 Response by Dot Hill Systems Cor in opposition to motion for leave to file first amended cmp [44-1] (mc2) [Entry date 03/23/04]
- 03/24/2004 47 Notice of filing by Crossroads Systems - concise statement of alleged infringement. (mc2) [Entry date 03/25/04]
- 03/24/2004 48 Order granting motion for leave to file first amended cmp [44-1] signed by Honorable Sam Sparks (mc2) [Entry date 03/25/04]
- 03/24/2004 49 Amended complaint by Crossroads Systems, amending complaint [1-1] (Pages: 7) (mc2) [Entry date 03/25/04]
- 04/05/2004 50 Order granting motion to substitute attorney - Natu Patel and Jason Witten in place of the law firm of Mount & Stoelker [45-1] Natu J. Patel, Jason Brian Witten added signed by Honorable Sam Sparks (mm1) [Entry date 04/05/04]
- 04/07/2004 51 Supplemental Concise Statements of Alleged Infringement filed by Crossroads Systems (Re: file notice [47-1] (rg1) [Entry date 04/08/04]
- 04/07/2004 52 Stipulation filed by Crossroads Systems (, Dot Hill Systems Cor for leave for Dot Hill Systems Corp. to file a third party complaint against Falconstor. (mc2) [Entry date 04/08/04]
- 04/08/2004 53 Notice of filing Concise Statement of why the Accused Products Do Not Infringe by Dot Hill Systems Cor (rg) [Entry date 04/12/04]
- 04/12/2004 54 Order re opposition response [46-1], that defendants may object in motion for partial summary judgment..., signed by Honorable Sam Sparks (mc2) [Entry date 04/13/04]
- 04/12/2004 -- Pro hac vice fee paid byFranklin E. Gibbs with Amount: \$ 25.00, Receipt # 359723. (mc2) [Entry date 04/13/04]
- 04/13/2004 55 Answer by Dot Hill Systems Cor to amended complaint; jury demand (rg) [Entry date 04/14/04]
- 04/13/2004 55 Amended counterclaim by Dot Hill Systems Cor: counterclaim [17-2] (rg) [Entry date 04/14/04]
- 04/20/2004 56 Supplement filed by Dot Hill Systems Cor Re: file notice [53-1] (mc2) [Entry date 04/21/04]
- 04/23/2004 57 First Amended Answer by Dot Hill Systems Cor to amended complaint; jury demand and counterclaim against plaintiff. (mc2) [Entry date 04/23/04] [Edit date 04/23/04]
- 04/29/2004 58 Motion by Dot Hill Systems Cor for Larry E. Severin to appear pro hac vice (sm) [Entry date 04/29/04]
- 04/30/2004 59 Amended answer by Crossroads Systems (to counterclaim [17-2] (td) [Entry date 04/30/04]
- 04/30/2004 -- Letter/Correspondence by attorney for FalconStor, George B. Butts, regarding: stipulation for leave for Dot Hill Systems Corp. to file a third party complaint against FalconStor. Copy to Court 4/30/04. (mc2) [Entry date 05/03/04]
- 05/03/2004 60 Order granting motion for Larry E. Severin to appear pro hac vice [58-1] signed by Honorable Sam Sparks (mc2) [Entry date 05/03/04]
- 05/03/2004 61 Order granting stipulation [52-1], that Dot Hill Systems Corp. is granted leave to file a third party complaint against FalconStor, signed by Honorable Sam Sparks (mc2) [Entry date 05/03/04]

- 05/03/2004 62 Transcript filed for date of 2/18/04 (Proceedings Transcribed: scheduling conference) (Court Reporter: Lily Reznik.) (mc2) [Entry date 05/03/04]
- 05/05/2004 63 Minutes of proceedings for telephone conference conducted on 5/5/04 by Judge Sparks. Court Reporter: Lily Reznik. (mc2) [Entry date 05/06/04]
- 05/05/2004 -- Tele-conference held in chambers; Court resets Markman hearing to 8/30, 31, 2004, referred to Special Master for conference call and appropriate rescheduling of tutorial and briefing. (mc2) [Entry date 05/06/04]
- 05/05/2004 -- Miscellaneous hearing - Markman hearing - resetting on 8/30/04 (order on scheduling to follow by Special Master). (mc2) [Entry date 05/06/04]
- 05/06/2004 64 Order resetting Markmak hearing for 9:00 8/30/04, ..., signed by Honorable Sam Sparks (mc2) [Entry date 05/06/04]
- 05/06/2004 65 Third-party complaint by Dot Hill Systems Cor against FalconStor Software (mc2) [Entry date 05/07/04]
- 05/06/2004 66 Notice of filing by Dot Hill Systems Cor - corporate disclosure. (mc2) [Entry date 05/07/04]
- 05/06/2004 -- Summons issued for FalconStor Software (mc2) [Entry date 05/07/04]
- 05/07/2004 67 Return of service executed as to FalconStor Software on 5/6/04 (mc2) [Entry date 05/10/04]
- 05/25/2004 68 Answer by FalconStor Software to third-party complaint [65-1] (mc2) [Entry date 05/26/04]
- 05/25/2004 68 Crossclaim by FalconStor Software against Crossroads Systems (mc2) [Entry date 05/26/04]
- 05/26/2004 -- Sent letter to attorneys for Falconstor, Elliott and Stiefel, re bar status. (mc2) [Entry date 05/26/04]
- 05/26/2004 69 Motion by Crossroads Systems to halt Dod Hill's spoliation of evidence, and to compel production of Dot Hill's emails (with attached declaration of Tracy L. McCreight submitted and maintained under seal). (mc2) [Entry date 05/26/04] [Edit date 05/26/04]
- 05/26/2004 70 Motion by Crossroads Systems (to seal declaration of Tracy L. McCreight in support of plaintiff's motion to halt Dot Hill's spoliation of evidence and to compel production of Dot Hill's emails (mc2) [Entry date 05/26/04]
- 05/27/2004 71 Motion by FalconStor Software for Aaron Stiefel to appear pro hac vice (mc2) [Entry date 05/27/04]
- 05/27/2004 72 Motion by FalconStor Software for Mark J. Schildkraut to appear pro hac vice (mc2) [Entry date 05/27/04]
- 05/27/2004 73 Motion by FalconStor Software for Stephen J. Elliott to appear pro hac vice (mc2) [Entry date 05/27/04]
- 05/28/2004 74 Order granting motion for Aaron Stiefel to appear pro hac vice [71-1] signed by Honorable Sam Sparks (mc2) [Entry date 06/01/04]
- 05/28/2004 75 Order granting motion for Mark J. Schildkraut to appear pro hac vice [72-1] signed by Honorable Sam Sparks (mc2) [Entry date 06/01/04]
- 05/28/2004 76 Order granting motion for Stephen J. Elliott to appear pro hac vice [73-1] signed by Honorable Sam Sparks (mc2) [Entry date 06/01/04]
- 06/04/2004 77 Advisory to the court filed by Crossroads Systems (- notice of withdrawal of its motion to halt Dot Hill's spoliation of evidence and to compel production of Dod Hill's emails (mc2) [Entry date 06/07/04]
- 06/04/2004 -- Withdrawal motion to halt Dod Hill's spoliation of evidence [69-1], motion to compel production of Dot Hill's emails [69-2] (mc2) [Entry date 06/07/04]
- 06/07/2004 -- Pro hac vice fee paid by Aaron Stiefel, Stephen J. Elliott, Mark J. Schildkraut with Amount: \$ 75.00, Receipt # 360516. (mc2) [Entry date 06/09/04]
- 06/08/2004 -- Pro hac vice fee paid by Larry E Severin with Amount: \$ 25.00, Receipt # 360528. (mc2) [Entry date 06/09/04]
- 06/10/2004 78 Motion by Crossroads Systems (to extend time to answer or otherwise respond (to FalconStor's Rule 14 claims) (mc2) [Entry date 06/10/04]
- 06/10/2004 79 Order granting motion to extend time to answer or otherwise respond (to FalconStor's Rule 14 claims) [78-1] until 6/28/04, signed by Honorable Sam Sparks (mc2) [Entry date 06/14/04]
- 06/16/2004 80 Order granting motion to seal declaration of Tracy L. McCreight in support of plaintiff's motion to halt Dot Hill's spoliation of evidence and to compel production of Dot Hill's emails [70-1] signed by Honorable Sam Sparks (mc2) [Entry date 06/16/04]
- 06/16/2004 81 Order mootng motion to compel production of Dot Hill's emails [69-2] signed by Honorable Sam Sparks (mc2) [Entry date 06/16/04]
- 06/18/2004 82 Order granting motion to extend time to answer or otherwise respond (to FalconStor's Rule 14 claims) [78-1] until 6/28/04, signed by Honorable Sam Sparks (mc2) [Entry date 06/21/04]
- 06/28/2004 87 Answer by Crossroads Systems (to crossclaim [68-1] (mc2) [Entry date 06/29/04]

06/28/2004	87	Counterclaim by Crossroads Systems against FalconStor Software (mc2) [Entry date 06/29/04]
06/29/2004	83	Motion by Dot Hill Systems Cor for leave to file - to exceed page limit in motion for summary judgment... (mc2) [Entry date 06/29/04]
06/29/2004	84	Unopposed Motion by Dot Hill Systems Cor to seal exhibits 14 and 17 accompanying Dot Hill's motion for summary judgment... (mc2) [Entry date 06/29/04]
06/29/2004	85	Motion by Dot Hill Systems Cor for summary judgment that U.S. Patent No. 6,425,035 and U.S. Patent No. 5,941,972 are invalid pursuant to 35 USC Sec. 102 and/or 103 in view of prior development of Digital Equipment Corp HSZ70 controller (with attached exhibits 14 and 17 submitted and maintained under seal) (mc2) [Entry date 06/29/04]
06/29/2004	86	Motion by Dot Hill Systems Cor request for judicial notice in support of its motion for summary judgment... (mc2) [Entry date 06/29/04]
06/30/2004	88	Order granting motion for leave to file - to exceed page limit in motion for summary judgment... [83-1] signed by Honorable Sam Sparks (mc2) [Entry date 06/30/04]
06/30/2004	89	Motion by Crossroads Systems for Joseph P. Reid to appear pro hac vice (mc2) [Entry date 07/01/04]
06/30/2004	90	Motion by Dot Hill Systems Cor for leave to file - to supplement documents filed in support of its motion for summary judgment that U.S. Patent No. 6,425,035 and U.S. Patent No. 5,941,972 are invalid (with attached Exhibit A to Exhibit 4 of Dot Hill's summary judgment motion submitted and maintained under seal) (mc2) [Entry date 07/01/04] [Edit date 07/01/04]
06/30/2004	91	Unopposed Motion by Dot Hill Systems Cor to seal Exhibit A to Exhibit 4 accompanying Dot Hill's motion for summary judgment that U.S. Patent No. 6,425,035 and U.S. Patent No. 5,941,972 are invalid... (mc2) [Entry date 07/01/04]
07/01/2004	92	Order granting motion to seal exhibits 14 and 17 accompanying Dot Hill's motion for summary judgment... [84-1] signed by Honorable Sam Sparks (mc2) [Entry date 07/01/04]
07/02/2004	93	Motion by Crossroads Systems to extend time to respond to DOT Hill Systems Corp's msg (td) [Entry date 07/06/04]
07/06/2004	94	Order granting motion for Joseph P. Reid to appear pro hac vice [89-1] signed by Honorable Sam Sparks (mc2) [Entry date 07/07/04]
07/07/2004	95	Order granting motion to seal Exhibit A to Exhibit 4 accompanying Dot Hill's motion for summary judgment that U.S. Patent No. 6,425,035 and U.S. Patent No. 5,941,972 are invalid... [91-1] signed by Honorable Sam Sparks (mc2) [Entry date 07/07/04]
07/09/2004	96	Order granting motion to extend time to respond to DOT Hill Systems Corp's msg [93-1] until 11 days after last of depositions of Ellen Lary, Richard Lary, and Diana Hsuesh-Ying Shen is completed, signed by Honorable Sam Sparks (mc2) [Entry date 07/09/04]
07/09/2004	--	Pro hac vice fee paid by Joseph P. Reid with Amount: \$ 25.00, Receipt # 360959. (mc2) [Entry date 07/12/04]
07/16/2004	97	Notice of filing of Joint Submission of Preliminary Claim Chart by Crossroads Systems (, Dot Hill Systems Cor, FalconStor Software (dm) [Entry date 07/20/04]
07/19/2004	98	Answer by FalconStor Software to counterclaim [87-1] (mc2) [Entry date 07/21/04]
07/19/2004	98	Counterclaim by FalconStor Software against Crossroads Systems (mc2) [Entry date 07/21/04]
07/21/2004	99	Order that Dot Hill Systems retrieve from chambers posthaste boxes of reexamination petition delivered on 7/21/04, signed by Honorable Sam Sparks (mc2) [Entry date 07/21/04]
07/28/2004	100	Answer by Crossroads Systems to counterclaim [98-1] (mc2) [Entry date 07/29/04]
07/28/2004	101	Opening claim construction Brief by Dot Hill Systems Cor, FalconStor Software (mc2) [Entry date 07/29/04]
07/28/2004	102	Joint motion by Crossroads Systems, Dot Hill Systems Cor, FalconStor Software for leave to file Markman briefs in excess of page limit (mc2) [Entry date 07/29/04]
07/28/2004	103	Markman Brief by Crossroads Systems (mc2) [Entry date 07/29/04]
07/30/2004	104	Order granting joint motion for leave to file Markman briefs in excess of page limit [102-1] signed by Honorable Sam Sparks (mc2) [Entry date 08/02/04]
08/03/2004	105	Motion by Crossroads Systems to compel production of documents from Dot Hill (with attached declaration of Matthew Bernstein in support of motion filed under seal) (mc2) [Entry date 08/04/04]
08/03/2004	106	Unopposed Motion by Crossroads Systems to seal declaration of Matthew C. Bernstein in support of its motion to compel production of documents (mc2) [Entry date 08/04/04]
08/03/2004	107	Unopposed Motion by Crossroads Systems for leave to file motion to compel in excess of page limit (mc2) [Entry date 08/04/04]
08/04/2004	108	Advisory to the court filed by Dot Hill Systems Cor - notice of change of firm name; new name: Wang, Hartmann & Gibbs, P.C. (mc2) [Entry date 08/05/04]

- 08/04/2004 109 Order granting motion for leave to file motion to compel in excess of page limit [107-1] signed by Honorable Sam (mc2) [Entry date 08/05/04]
- 08/10/2004 110 Motion by Crossroads Systems (for (Barry K. Shelton) to appear pro hac vice (dm) [Entry date 08/12/04]
- 08/11/2004 111 Order granting motion for (Barry K. Shelton) to appear pro hac vice [110-1] signed by Honorable Sam Sparks (dm) [Entry date 08/12/04]
- 08/11/2004 112 Responsive Claim Construction Brief of Dot Hill Systems Cor, FalconStor Software (dm) [Entry date 08/12/04]
- 08/11/2004 113 Exhibits in support of the responsive claim construction brief of Dot Hill Systems Cor, FalconStor Software (dm) [Entry date 08/12/04]
- 08/11/2004 114 Joint motion by Crossroads Systems (, Dot Hill Systems Cor for leave to file responsive Markman brief in excess of page limit (dm) [Entry date 08/13/04]
- 08/11/2004 115 Response by Crossroads Systems (to Dot Hill Systems Corporation's Claim Construction brief [112-1] (dm) [Entry date 08/13/04]
- 08/16/2004 116 Opposition of Dot Hill Systems Corporation to Crossroads' motion to compel production of documents (with attached declaration of Matthew Bernstein in support of motion filed under seal) [105-1] (dm) [Entry date 08/17/04]
- 08/16/2004 117 Order granting motion to seal declaration of Matthew C. Bemstein in support of its motion to compel production of documents [106-1] signed by Honorable Sam Sparks (dm) [Entry date 08/17/04]
- 08/17/2004 -- Pro hac vice fee paid by Barry K. Shelton with Amount: \$ 25.00 Receipt # 361508 (dm) [Entry date 08/25/04]
- 08/18/2004 118 Order granting joint motion for leave to file responsive Markman brief in excess of page limit [114-1] signed by Honorable Sam Sparks (dm) [Entry date 08/18/04]
- 08/23/2004 119 Order granting motion for leave to file - to supplement documents filed in support of its motion for summary judgment that U.S. Patent No. 6,425,035 and U.S. Patent No. 5,941,972 are invalid [90-1] signed by Honorable Sam Sparks (dm) [Entry date 08/24/04]
- 08/24/2004 120 Motion by Crossroads Systems (for leave to file second amended complaint (dm) [Entry date 08/25/04]
- 08/24/2004 -- Received Stipulation and Order of Dismissal of Claims between Crossroads Systems (Texas), Inc. and Falconstor Software, inc. (dm) [Entry date 08/25/04]
- 08/27/2004 121 Order Motion hearing on motion to compel production of documents from Dot Hill (with attached declaration of Matthew Bernstein in support of motion filed under seal) [105-1] for 9:00 9/9/04 signed by Honorable Sam Sparks (dm) [Entry date 08/30/04]
- 08/27/2004 123 Order granting motion for leave to file second amended complaint [120-1], therefore ordered that plaintiff Crossroads Systems second amended complaint for patent infringement shall be deemed filed, served and effective as of the date below... signed by Honorable Sam Sparks (dm) [Entry date 08/30/04]
- 08/27/2004 124 Unopposed Motion by Crossroads Systems (for leave to file reply brief in support of motion to compel in excess of page limit (dm) [Entry date 08/30/04]
- 08/27/2004 125 Crossroads Systems Inc's Reply brief in support of its Motion to Compel the Production of Documents (dm) [Entry date 08/30/04]
- 08/27/2004 126 Motion by Crossroads Systems (to seal declaration of Tracy L. McCreight in support of Crossroads Systems Inc.'s reply brief in support of its motion to compel the production of documents (dm) [Entry date 08/30/04]
- 08/27/2004 127 Sealed document, declaration of Tracy L. McCreight in support of Crossroads systems Inc.'s reply brief in support of its motion to compel the production of documents, placed in vault (dm) [Entry date 08/30/04]
- 08/27/2004 122 Stipulation an Order of Dismissal of Claims between Crossroads Systems Inc. and Falconstor Software, Inc. signed by Honorable Sam Sparks (dm) [Entry date 08/30/04]
- 08/30/2004 128 Minutes of proceedings for Markman Hearing conducted on August 30, 2004 by Judge Sparks. Court Reporter: Lily Reznik (dm) [Entry date 09/01/04] [Edit date 09/02/04]
- 08/30/2004 -- Miscellaneous hearing (Markman Hearing) held, parties announce ready, statements and arguments of counsel heard, testimony heard on behalf on plaintiff/defendant, witnesses sworn, evidence submitted on behalf of plaintiff/defendant, court exhibit filed, parties rest, closing argument heard, recommendations, special master will review evidence and submit draft to parties, invite briefs and submit final recommendation prior to December, parties to provide Ms. Sims with prosecution history when it becomes available. (dm) [Entry date 09/01/04]
- 08/30/2004 129 Minutes of proceedings for miscellaneous hearing conducted on August 30, 2004 by Judge Bayer. Court Reporter: no transcript made (dm) [Entry date 09/01/04] [Edit date 09/02/04]

- 08/30/2004 -- Miscellaneous hearing held, tutorial held in courtroom in absence of record (dm) [Entry date 09/01/04]
- 08/30/2004 130 Combined Witness and Exhibit List by Crossroads Systems (, Dot Hill Systems Cor (dm) [Entry date 09/01/04] [Edit date 09/02/04]
- 08/30/2004 -- Exhibits by Dot Hill Systems Cor (dm) [Entry date 09/20/04]
- 08/30/2004 -- Exhibits by Crossroads Systems (, Dot Hill Systems Cor (dm) [Entry date 09/20/04]
- 08/31/2004 131 Stipulated definitions of claim terms filed by Crossroads Systems (, Dot Hill Systems Cor (dm) [Entry date 09/01/04] [Edit date 09/02/04]
- 09/03/2004 132 Motion by Dot Hill Systems Cor for (Richard Frankklin Cauley) to appear pro hac vice (dm) [Entry date 09/07/04]
- 09/03/2004 133 Notice of Stipulation regarding Dot Hill Systems Corp.'s Axis Storage Manager and RAIDarPS Products filed by Crossroads Systems (, Dot Hill Systems Cor (dm) [Entry date 09/07/04]
- 09/03/2004 -- Pro hac vice fee paid by Richard Franklin Cauley with Amount: \$ 25.00 receipt #361713 (mc1) [Entry date 09/13/04]
- 09/07/2004 134 Order granting motion to seal declaration of Tracy L. McCreight in support of Crossroads Systems Inc.'s reply brief in support of its motion to compel the production of documents [126-1] signed by Honorable Sam Sparks (mc2) [Entry date 09/07/04]
- 09/07/2004 135 Order granting motion for leave to file reply brief in support of motion to compel in excess of page limit [124-1] signed by Honorable Sam Sparks (mc2) [Entry date 09/07/04]
- 09/09/2004 136 Minutes of proceedings for Motion hearing conducted on September 9, 2004 by Judge Sparks. Court Reporter: Lily Reznik (dm) [Entry date 09/09/04]
- 09/09/2004 -- Motion hearing held on following motion: Crossroads Systems Motion to Compel #105, parties announce ready, pro hac motion granted for Richard F. Cauley, statements and arguments of counsel heard, motions granted in part, supplemental briefs due by 5:00pm on October 1, responses due by 5:00pm on Oct. 15, written order forthcoming, court permits deposition of Ms. Greenburg (dm) [Entry date 09/10/04]
- 09/10/2004 137 Order granting motion for (Richard Frankklin Cauley) to appear pro hac vice [132-1] signed by Honorable Sam Sparks (dm) [Entry date 09/10/04]
- 09/10/2004 138 Transcript filed for dates of 8/30/04 (Proceedings Transcribed: Markman Hearing before Special Master Karl Bayer) (Court Reporter: L. Reznik) (mc1) [Entry date 09/13/04]
- 09/13/2004 139 Answer by Dot Hill Systems Cor to amended complaint; jury demand (mc1) [Entry date 09/14/04]
- 09/13/2004 140 Amended counterclaim by Dot Hill Systems Cor : counterclaim [17-2] (mc1) [Entry date 09/14/04]
- 09/14/2004 141 Transcript filed for date of 9/9/04 (Proceedings Transcribed: motion to compel hearing) (Court Reporter: Lily Reznik.) (mc2) [Entry date 09/14/04]
- 09/14/2004 142 Order granting in part, denying in part motion to compel production of documents from Dot Hill [105-1], and that the parties have until 5:00 p.m. on 10/1/04 to file any post-Markman hearing briefs, and they have until 5:00 p.m. on 10/15/04 to file any responses thereto, signed by Honorable Sam Sparks (mc2) [Entry date 09/14/04]
- 09/14/2004 143 Stipulation and Order regarding Dot Hill Systems Corporation's Axis Storage Manager and RAIDarPS Products, signed by Honorable Sam Sparks (mc2) [Entry date 09/14/04]
- 09/15/2004 -- Received Stipulation of Dismissal of Dot Hill System Corporation's Claims against Falconstor Software, inc. (dm) [Entry date 09/16/04]
- 09/17/2004 144 Stipulation of dismissal of Dot Hill System Corporation's claims against Falconstor Software, Inc. (dm) [Entry date 09/20/04]
- 09/17/2004 145 Motion and order by Crossroads Systems and Dot Hill Systems (regarding Crossroad's response deadline and Dot Hill Systems Cor reply deadline with respect to Dot Hill's pending motion for summary judgment (dm) [Entry date 09/20/04]
- 09/20/2004 146 Motion by Crossroads Systems (to compel the testimony of Diana Shen, Ellen Lary, and Richard Lary (dm) [Entry date 09/21/04]
- 09/20/2004 147 Motion by Crossroads Systems (to seal declaration of Barry K. Shelton in support of Crossroads Systems (Texas) Inc.'s motion to compel the testimony of Diana Shen, Ellen Lary, and Richard Lary (dm) [Entry date 09/21/04]
- 09/20/2004 148 Sealed document (Declaration of Barry K. Shelton in Support of Crossroads Systems (Texas), Inc.'s motion to compel the testimony of Diana Shen, Ellen Lary, and Richard Lary), placed in vault (dm) [Entry date 09/21/04]
- 09/23/2004 149 Order granting motion re: Crossroads' response deadline and Dot Hill's reply deadline with respect to Dot Hill's pending motion for summary judgment [145-1] signed by Honorable Sam Sparks (dm) [Entry date 09/23/04]

- 09/23/2004 150 Order granting motion to seal declaration of Barry K. Shelton in support of Crossroads Systems (Texas) Inc.'s motion to compel the testimony of Diana Shen, Ellen Lary, and Richard Lary [147-1] signed by Honorable Sam Sparks (dm) [Entry date 09/23/04]
- 09/27/2004 151 Motion by Dot Hill Systems Cor to exceed page limits for its motion for bifurcation of liability and damages/willfulness issues and brief in support thereof (dm) [Entry date 09/28/04]
- 09/27/2004 152 Motion by Dot Hill Systems Cor for bifurcation of liability and damages/willfulness issues, and brief in support thereof (dm) [Entry date 09/28/04]
- 09/27/2004 153 Response by Crossroads Systems (In opposition to motion for summary judgment that U.S. Patent No. 6,425,035 and U.S. Patent No. 5,941,972 are invalid pursuant to 35 USC Sec. 102 and/or 103 in view of prior development of Digital Equipment Corp HSZ70 controller (with attached exhibits 14 and 17 submitted and maintained under seal) [85-1] (dm) [Entry date 09/28/04]
- 09/27/2004 154 Motion by Crossroads Systems (for leave to file opposition to Dot Hill's motion for summary judgment that U.S. patent no. 6,425,035 and U.S. patent no. 5,941,972 are invalid pursuant to U.S. C. 102 and/or 103 in view of the prior development of the digital equipment corporation HSZ70 controller in excess of page limit (dm) [Entry date 09/28/04]
- 09/27/2004 155 Unopposed Motion by Crossroads Systems (to seal: Declaration of Barry K. Shelton in support of Crossroads Systems' opposition to Dot Hill's motion for summary judgment that U.S. patent no. 6,425,035 and U.S. patent no. 5,941,972 are invalid pursuant to U.S. C. 102 and/or 103 in view of the prior development of the digital equipment corporation HSZ70 controller (dm) [Entry date 09/28/04]
- 09/27/2004 156 Sealed document, Declaration of Barry K. Shelton in support of Crossroads Systems' opposition to Dot Hill's motion for summary judgment that U.S. patent no. 6,425,035 and U.S. patent no. 5,941,972 are invalid pursuant to U.S.C. 102 and/or 103 in view of the prior development of the digital equipment corporation HSZ70 controller, placed in vault (dm) [Entry date 09/28/04]
- 09/28/2004 157 Advisory to the court of certification of the Greenberg law firm, filed by Dot Hill Systems Cor (dm) [Entry date 09/29/04]
- 09/28/2004 158 Advisory to the court of certification of Morgan & Finnegan LLP, filed by Dot Hill Systems Cor (dm) [Entry date 09/29/04]
- 09/29/2004 159 Order granting motion to exceed page limits for its motion for bifurcation of liability and damages/willfulness issues and brief in support thereof [151-1] signed by Honorable Sam Sparks (dm) [Entry date 09/29/04]
- 09/29/2004 160 Motion by Dot Hill Systems Cor for (Natu J. Patel) to withdraw as attorney for defendant Dot Hill Systems Corporation (dm) [Entry date 10/01/04]
- 09/30/2004 161 Response by Dot Hill Systems Cor in opposition to motion to compel the testimony of Diana Shen, Ellen Lary, and Richard Lary [146-1] (dm) [Entry date 10/01/04]
- 09/30/2004 162 Motion by Dot Hill Systems Cor to file under seal: declaration of Jason B. Witten in support of Dot Hills' opposition to crossroads' motion to compel the testimony of Diana Shen, Ellen Lary and Richard Lary (dm) [Entry date 10/01/04]
- 09/30/2004 163 Motion by Dot Hill Systems Cor for leave to file opposition to motion to compel the testimony of Diana Shen, Ellen Lary, and Richard Lary in excess of page limit (dm) [Entry date 10/01/04]
- 09/30/2004 176 Sealed document, declaration of Jason B. Witten in support of Dot Hills' Opposition to Crossroads' motion to compel the testimony of Diana Shen, Ellen Lary and Richard Lary, placed in vault (dm) [Entry date 10/05/04]
- 10/01/2004 164 Response by Crossroads Systems (to amended counterclaim for declaratory judgment of noninfringement, invalidity and inequitable conduct [140-1] (dm) [Entry date 10/05/04]
- 10/01/2004 165 Motion by Dot Hill Systems Cor for leave to file Post Markman hearing claim construction brief of Dot Hill Systems Corporation in excess of page limit (dm) [Entry date 10/05/04]
- 10/01/2004 166 Motion by Dot Hill Systems Cor for leave to file under seal: declaration of Jason B. Witten in support of post markman hearing claim construction brief of Dot Hill Systems (dm) [Entry date 10/05/04]
- 10/01/2004 167 Sealed document, declaration of Jason B. Witten in support of post markman hearing claim construction brief of Dot Hill Systems corporation, placed in vault (dm) [Entry date 10/05/04]
- 10/01/2004 168 Post-Hearing Markman Brief by Crossroads Systems (dm) [Entry date 10/05/04]
- 10/01/2004 169 Declaration of Barry K. Shelton in support of Crossroads Systems' post-hearing Markman Brief (doc. #176) (dm) [Entry date 10/05/04]
- 10/01/2004 170 Unopposed Motion by Crossroads Systems (for leave to file Crossroads Systems Inc.'s corrected opposition to Dot Hill Systems Corp's motion for summary judgment for invalidity of U.S. patent nos. 6,423,035 and 5,941,972 (dm) [Entry date 10/05/04]
- 10/01/2004 171 Motion by Crossroads Systems (for leave to file corrected opposition to Dot Hill's motion for summary judgment... (dm) [Entry date 10/05/04]
- 10/01/2004 172 Motion by Crossroads Systems (to file under seal: declaration of Barry K. Shelton in support of Crossroads systems' corrected opposition to Dot Hill's motion for summary judgment... (dm) [Entry

- date 10/05/04]
- 10/01/2004 173 Motion by Crossroads Systems (for leave to file declaration of Barry K. Shelton in support of Crossroads Systems Inc.'s corrected opposition to Dot Hill Systems Corporation's motion for summary judgment for invalidity of U.S. patent nos. 6,423,035 and 5,941,972 (dm) [Entry date 10/05/04]
- 10/01/2004 174 Declaration of Barry K. Shelton (in support of motion to file under seal: declaration of Barry K. Shelton in support of Crossroads systems' corrected opposition to Dot Hill's motion for summary judgment... [172-1] (dm) [Entry date 10/05/04]
- 10/01/2004 175 Post Markman Hearing Claim Construction Brief by Dot Hill Systems Cor (dm) [Entry date 10/05/04]
- 10/04/2004 177 Order granting motion for leave to file opposition to motion to compel the testimony of Diana Shen, Ellen Lary, and Richard Lary in excess of page limit [163-1] signed by Honorable Sam Sparks (dm) [Entry date 10/05/04]
- 10/05/2004 178 Order granting motion for leave to file Post Markman hearing claim construction brief of Dot Hill Systems Corporation in excess of page limit [165-1] signed by Honorable Sam Sparks (dm) [Entry date 10/06/04]
- 10/05/2004 179 Order granting motion for leave to file corrected opposition to Dot Hill's motion for summary judgment... [171-1] signed by Honorable Sam Sparks (dm) [Entry date 10/06/04]
- 10/05/2004 180 Order granting motion for (Natu J. Patel) to withdraw as attorney [160-1] (Terminated attorney Natu J. Patel for Dot Hill Systems Cor, attorney Natu J. Patel for Dot Hill Systems Cor, attorney Natu J. Patel for Dot Hill Systems Cor signed by Honorable Sam Sparks (dm) [Entry date 10/06/04]
- 10/05/2004 181 Order granting motion to file under seal: declaration of Jason B. Witten in support of Dot Hills' opposition to crossroads' motion to compel the testimony of Diana Shen, Ellen Lary and Richard Lary [162-1] signed by Honorable Sam Sparks (dm) [Entry date 10/06/04]
- 10/05/2004 182 Order granting filing of declaration of Barry K. Shelton in support of Crossroads Systems corrected opposition... [174-1] signed by Honorable Sam Sparks (dm) [Entry date 10/06/04]
- 10/05/2004 183 Order granting motion for leave to file Crossroads Systems Inc.'s corrected opposition to Dot Hill Systems Corp's motion for summary judgment for invalidity of U.S. patent nos. 6,423,035 and 5,941,972 [170-1] signed by Honorable Sam Sparks (dm) [Entry date 10/06/04]
- 10/05/2004 184 Order granting motion for leave to file declaration of Barry K. Shelton in support of Crossroads Systems Inc.'s corrected opposition to Dot Hill Systems Corporation's motion for summary judgment for invalidity of U.S. patent nos. 6,423,035 and 5,941,972 [173-1] signed by Honorable Sam Sparks (dm) [Entry date 10/06/04]
- 10/05/2004 185 Order granting motion for leave to file under seal: declaration of Jason B. Witten in support of post markman hearing claim construction brief of Dot Hill Systems [166-1] signed by Honorable Sam Sparks (dm) [Entry date 10/06/04]
- 10/05/2004 186 Response by Crossroads Systems (in opposition to motion for summary judgment that U.S. Patent No. 6,425,035 and U.S. Patent No. 5,941,972 are invalid pursuant to 35 USC Sec. 102 and/or 103 in view of prior development of Digital Equipment Corp HSZ70 controller (with attached exhibits 14 and 17 submitted and maintained under seal) [85-1] (dm) [Entry date 10/06/04]
- 10/05/2004 -- Mooted motions motion to file under seal: declaration of Barry K. Shelton in support of Crossroads systems' corrected opposition to Dot Hill's motion for summary judgment... [172-1], motion granted in order (doc. #184) (dm) [Entry date 01/28/05]
- 10/08/2004 187 Motion by Crossroads Systems (for leave to file its opposition to Dot Hill's motion for bifurcation of liability and damages/willfulness issues in excess of page limit (dm) [Entry date 10/12/04]
- 10/08/2004 188 Response by Crossroads Systems (in opposition to motion for bifurcation of liability and damages/willfulness issues, and brief in support thereof [152-1] (dm) [Entry date 10/12/04]
- 10/12/2004 189 Motion by Dot Hill Systems Cor for leave to file motion to stay in excess of page limit (dm) [Entry date 10/12/04]
- 10/12/2004 190 Motion by Dot Hill Systems Cor to stay (dm) [Entry date 10/12/04]
- 10/12/2004 191 Declaration of Jason B. Witten by Dot Hill Systems Cor in support of motion to stay or administratively terminate [190-1] (dm) [Entry date 10/12/04]
- 10/12/2004 192 Order granting motion for leave to file opposition to Dot Hill's motion for summary judgment that U.S. patent no. 6,425,035 and U.S. patent no. 5,941,972 are invalid pursuant to U.S. C. 102 and/or 103 in view of the prior development of the digital equipment corporation HSZ70 controller in excess of page limit [154-1] signed by Honorable Sam Sparks (dm) [Entry date 10/12/04]
- 10/12/2004 193 Order granting motion to seal: Declaration of Barry K. Shelton in support of Crossroads Systems' opposition to Dot Hill's motion for summary judgment that U.S. patent no. 6,425,035 and U.S. patent no. 5,941,972 are invalid pursuant to U.S. C. 102 and/or 103 in view of the prior development of the digital equipment corporation HSZ70 controller [155-1] signed by Honorable Sam Sparks (dm) [Entry date 10/13/04]
- 10/12/2004 194 Response by Crossroads Systems (in support of motion to compel the testimony of Diana Shen, Ellen

- 10/12/2004 195 Declaration of Barry K. Shelton by Crossroads Systems (in support of reply in support of its motion to compel... [194-1] (dm) [Entry date 10/13/04]
- 10/12/2004 196 Motion by Crossroads Systems (for leave to file its reply in support of its motion to compel the testimony of Diana Shen, Ellen Lary, and Richard Lary in excess of page limit (dm) [Entry date 10/13/04]
- 10/13/2004 197 Emergency Motion by Dot Hill Systems Cor to compel testimony of Crossroads' expert Paul Hodges (dm) [Entry date 10/13/04]
- 10/13/2004 198 Motion by Dot Hill Systems Cor for leave to appear by telephone at hearing on Dot Hill's emergency motion to compel testimony of Crossroads' expert Paul Hodges (dm) [Entry date 10/13/04]
- 10/13/2004 199 Amended emergency motion by Dot Hill Systems Cor : to compel amending motion to compel testimony of Crossroads' expert Paul Hodges [197-1] (dm) [Entry date 10/14/04]
- 10/13/2004 200 Order granting motion for leave to file motion to stay in excess of page limit [189-1] signed by Honorable Sam Sparks (dm) [Entry date 10/14/04]
- 10/13/2004 201 Order granting motion for leave to file its opposition to Dot Hill's motion for bifurcation of liability and damages/willfulness issues in excess of page limit [187-1] signed by Honorable Sam Sparks (dm) [Entry date 10/14/04]
- 10/13/2004 202 Order set miscellaneous hearing on all pending matters at 1:30 10/15/04 signed by Honorable Sam Sparks (dm) [Entry date 10/14/04]
- 10/14/2004 203 Order granting motion for leave to file its reply in support of its motion to compel the testimony of Diana Shen, Ellen Lary, and Richard Lary in excess of page limit [196-1] signed by Honorable Sam Sparks (dm) [Entry date 10/14/04]
- 10/14/2004 204 Response by Crossroads Systems (in opposition to motion to compel testimony of Crossroads' expert Paul Hodges [197-1], amended motion to compel [199-1] (dm) [Entry date 10/15/04]
- 10/14/2004 205 Declaration of Barry K. Shelton by Crossroads Systems (in support of opposition to Dot Hill's emergency motion to compel testimony of Crossroads' expert Paul Hodges [204-1] (dm) [Entry date 10/15/04]
- 10/14/2004 206 Response by Dot Hill Systems Cor in support of motion for bifurcation of liability and damages/willfulness issues, and brief in support thereof [152-1] (dm) [Entry date 10/15/04]
- 10/14/2004 207 Order granting motion for leave to appear by telephone at hearing on Dot Hill's emergency motion to compel testimony of Crossroads' expert Paul Hodges [198-1] signed by Honorable Sam Sparks (dm) [Entry date 10/15/04]
- 10/15/2004 208 Reply by Dot Hill Systems Cor to response to motion to compel testimony of Crossroads' expert Paul Hodges [197-1], amended motion to compel [199-1] (dm) [Entry date 10/15/04]
- 10/15/2004 209 Motion by Dot Hill Systems Cor for leave to file responsive brief to Crossroads' post-hearing markman brief in excess of page limit (dm) [Entry date 10/15/04]
- 10/15/2004 210 Responsive Brief by Dot Hill Systems Cor regarding: Crossroads' post-hearing markman brief [168-1] (dm) [Entry date 10/15/04]
- 10/15/2004 211 Minutes of proceedings for misc. hearing conducted on 10/15/04 by Judge Sparks. Court Reporter: Lily Reznik (dm) [Entry date 10/18/04]
- 10/15/2004 -- Miscellaneous hearing (on all pending matters) held, parties announce ready, statements and arguments of counsel heard, motion granted #146, motion denied #190, 152, and 199, written order forthcoming (dm) [Entry date 10/18/04]
- 10/15/2004 212 Motion by Crossroads Systems (for leave to file its reply to post markman hearing claim construction brief of Dot Hill Systems Corporation in excess of page limit (dm) [Entry date 10/18/04]
- 10/15/2004 213 Motion by Crossroads Systems (to file under seal: reply to post markman hearing claim construction brief of Dot Hill Systems Corporation (dm) [Entry date 10/18/04]
- 10/15/2004 214 Sealed document, Crossroads Systems Inc.'s reply to post markman hearing claim construction brief of Dot Hill Systems, placed in vault (dm) [Entry date 10/18/04]
- 10/15/2004 215 Motion by Crossroads Systems (to seal declaration of Barry K. Shelton in support of Crossroads Systems Inc.'s reply to post markman hearing claim construction brief of Dot Hill Systems Corporation (dm) [Entry date 10/18/04]
- 10/15/2004 216 Sealed document, declaration of Barry K. Shelton in support of Crossroads Systems Inc.'s reply to post markman hearing claim construction brief of Dot Hill Systems Corporation, placed in vault (dm) [Entry date 10/18/04]
- 10/18/2004 217 Order granting motion for leave to file its reply to post markman hearing claim construction brief of Dot Hill Systems Corporation in excess of page limit [212-1] signed by Honorable Sam Sparks (dm) [Entry date 10/19/04]
- 10/18/2004 218 Order granting motion for leave to file responsive brief to Crossroads' post-hearing markman brief in

- 10/18/2004 219 excess of page limit [209-1] signed by Honorable Sam Sparks (dm) [Entry date 10/19/04]
- 10/18/2004 219 Order denying amended motion to compel [199-1] denying motion for bifurcation of liability and damages/willfulness issues, and brief in support thereof [152-1] denying motion to stay [190-1] granting motion to compel the testimony of Diana Shen, Ellen Lary, and Richard Lary [146-1] signed by Honorable Sam Sparks (dm) [Entry date 10/19/04]
- 10/18/2004 -- Mooted motions motion to compel testimony of Crossroads' expert Paul Hodges [197-1] (dm) [Entry date 10/19/04]
- 10/19/2004 220 Motion by Crossroads Systems (for (J. Eric Elliff) to appear pro hac vice (dm) [Entry date 10/20/04]
- 10/20/2004 221 Order granting motion for (J. Eric Elliff) to appear pro hac vice [220-1] signed by Honorable Sam Sparks (td) [Entry date 10/21/04]
- 10/20/2004 222 Order granting motion to seal declaration of Barry K. Shelton in support of Crossroads Systems Inc.'s reply to post markman hearing claim construction brief of Dot Hill Systems Corporation [215-1] signed by Honorable Sam Sparks (td) [Entry date 10/21/04]
- 10/20/2004 223 Order granting motion to file under seal: reply to post markman hearing claim construction brief of Dot Hill Systems Corporation [213-1] signed by Honorable Sam Sparks (td) [Entry date 10/21/04]
- 10/25/2004 -- Pro hac vice fee paid byJ. Eric Elliff with Amount: \$ 25.00 Receipt # 362493 (dm) [Entry date 11/03/04]
- 11/09/2004 224 Motion by Dot Hill Systems Cor for leave to file reply to opposition to motion for summary judgment that U.S. patent no. 6,425,035 and U.S. patent no. 5,941,972 are invalid.. (dm) [Entry date 11/15/04]
- 11/09/2004 225 Motion by Dot Hill Systems Cor to seal declaration of Jason B. Witten in support of Dot Hill's reply to opposition to motion for summary judgment that U.S. patent no. 6,425,035 and U.S. patent no. 5,941,972 are invalid.. (dm) [Entry date 11/15/04]
- 11/09/2004 226 Reply Brief by Dot Hill Systems Cor regarding: motion for summary judgment that U.S. Patent No. 6,425,035 and U.S. Patent No. 5,941,972 are invalid pursuant to 35 USC Sec. 102 and/or 103 in view of prior development of Digital Equipment Corp.HSZ70 controller (with attached exhibits 14 and 17 submitted and maintained under seal) [85-1] (dm) [Entry date 11/15/04]
- 11/09/2004 227 Declaration of Jason B. Witten by Dot Hill Systems Cor in support of motion for summary judgment that U.S. Patent No. 6,425,035 and U.S. Patent No. 5,941,972 are invalid pursuant to 35 USC Sec. 102 and/or 103 in view of prior development of Digital Equipment Corp HSZ70 controller (with attached exhibits 14 and 17 submitted and maintained under seal) [85-1] (dm) [Entry date 11/15/04]
- 11/10/2004 228 Order granting motion for leave to file reply to opposition to motion for summary judgment that U.S. patent no. 6,425,035 and U.S. patent no. 5,941,972 are invalid.. [224-1] signed by Honorable Sam Sparks (dm) [Entry date 11/15/04]
- 11/12/2004 229 Motion by Dot Hill Systems Cor for leave to file corrected reply brief in support of Dot Hill's motion for summary judgment that U.S. patent no. 6,425,035 and U.S. patent no. 5,941,972 are invalid... (dm) [Entry date 11/15/04]
- 11/15/2004 230 Order granting motion to seal declaration of Jason B. Witten in support of Dot Hill's reply to opposition to motion for summary judgment that U.S. patent no. 6,425,035 and U.S. patent no. 5,941,972 are invalid.. [225-1] signed by Honorable Sam Sparks (dm) [Entry date 11/16/04]
- 11/16/2004 231 Order granting motion for leave to file corrected reply brief in support of Dot Hill's motion for summary judgment that U.S. patent no. 6,425,035 and U.S. patent no. 5,941,972 are invalid... [229-1] signed by Honorable Sam Sparks (dm) [Entry date 11/16/04]
- 11/24/2004 232 Motion by Crossroads Systems (for leave to file a surreply in opposition to DOT Hill Systems Corp.'s motion for summary judgment for invalidity of U.S. Patent # 6,423,035 and 5,941,972 (received Surreply and declaration) (mc1) [Entry date 11/29/04]
- 11/30/2004 233 Order granting motion for leave to file a surreply in opposition to DOT Hill Systems Corp.'s motion for summary judgment for invalidity of U.S. Patent # 6,423,035 and 5,941,972 [232-1] signed by Honorable Sam Sparks (mc2) [Entry date 11/30/04]
- 11/30/2004 234 Surreply - Response by Crossroads Systems (to motion for summary judgment that U.S. Patent No. 6,425,035 and U.S. Patent No. 5,941,972 are invalid pursuant to 35 USC Sec. 102 and/or in view of prior development of Digital Equipment Corp controller [85-1] (mc2) [Entry date 11/30/04]
- 12/02/2004 235 Motion by Dot Hill Systems Cor for leave to file Dot Hill's response to Crossroads' surreply in support of Dot Hill's motion for summary judgment (dm) [Entry date 12/06/04]
- 12/02/2004 236 Motion by Dot Hill Systems Cor for leave to file Dot Hill's response to Crossroads' surreply in support of Dot Hill's motion for summary judgment (dm) [Entry date 12/06/04]
- 12/02/2004 237 Response by Dot Hill Systems Cor to Crossroads' surreply in support of Dot Hill's motion for summary judgment [234-1] (dm) [Entry date 12/06/04]
- 12/10/2004 238 Order granting motion for leave to file Dot Hill's response to Crossroads' surreply in support of Dot Hill's motion for summary judgment [236-1] signed by Honorable Sam Sparks (dm) [Entry date

- 07/01/2005 272 Response by Crossroads Systems (in opposition to motion for continued limited abatement [270-1] (dm) [Entry date 07/05/05]
- 07/01/2005 273 Declaration of John M. Guaragna by Crossroads Systems (in support of opposition response [272-1] (dm) [Entry date 07/05/05]
- 07/07/2005 274 Response by Dot Hill Systems Cor in support of motion for continued limited abatement [270-1] (dm) [Entry date 07/08/05]
- 07/13/2005 275 Order set hearing on all pending matters at 2:00 7/21/05 signed by Honorable Sam Sparks (dm) [Entry date 07/14/05]
- 07/21/2005 -- Motion hearing held for the following motions: [270-1], announcements made, statements of counsel heard. After consideration, the Court agrees to continue the stay for 60 days. (dm) [Entry date 07/22/05]
- 07/21/2005 276 Minutes of proceedings for motions hearing conducted on July 21, 2005 by Judge Sparks. Court Reporter: Lily Reznik (dm) [Entry date 07/22/05]
- 07/26/2005 277 Order granting in part, denying in part motion for continued limited abatement [270-1], this case is stayed for an additional 60 days from the date of this order to afford the USPTO an opportunity to issue a final determination on the status of the claims of the patents-in-suit... signed by Honorable Sam Sparks (dm) [Entry date 07/26/05]
- 07/27/2005 278 Transcript filed for dates of July 21, 2005 (Proceedings Transcribed: Hearing on pending matters) (Court Reporter: Lily Reznik) (dm) [Entry date 07/28/05]

Copyright © 2005 LexisNexis CourtLink, Inc. All rights reserved.
*** THIS DATA IS FOR INFORMATIONAL PURPOSES ONLY ***



UNITED STATES PATENT AND TRADEMARK OFFICE

UNITED STATES DEPARTMENT OF COMMERCE
 United States Patent and Trademark Office
 Address: COMMISSIONER FOR PATENTS
 P.O. Box 1450
 Alexandria, Virginia 22313-1450
 www.uspto.gov

APPLICATION NO.	FILING DATE	FIRST NAMED INVENTOR	ATTORNEY DOCKET NO.	CONFIRMATION NO.
90/007,125 <i>84/007317</i>	07/19/2004	6425035	I006-8910	2298
44654	7590	09/23/2005	EXAMINER	
SPRINKLE IP LAW GROUP 1301 W. 25TH STREET SUITE 408 AUSTIN, TX 78705			<i>CHEN, ALAN</i>	
			ART UNIT	PAPER NUMBER
			<i>2182</i>	
DATE MAILED: 09/23/2005				

Please find below and/or attached an Office communication concerning this application or proceeding.



UNITED STATES DEPARTMENT OF COMMERCE
Patent and Trademark Office
Address: ASSISTANT COMMISSIONER FOR PATENTS
Washington, D.C. 20231

APPLICATION NO/ CONTROL NO.	FILING DATE	FIRST NAMED INVENTOR / PATENT IN REEXAMINATION	ATTORNEY DOCKET NO.
90/007,317 <i>90/607121S</i>	11/23/2004	6425035	HOESE1/WAB

Larry E. Severin
Wang, Hartman & Gibbs, PC
1301 Dove Street
Suite 1050
Newport Beach, CA 92660

EXAMINER

CHEN, ALAN

ART UNIT	PAPER
----------	-------

2182

DATE MAILED: *9-23-05*

Please find below and/or attached an Office communication concerning this application or proceeding.

Commissioner of Patents and Trademarks

CC: SPRINKLE IP LAW GROUP
1301 W. 25th Street
Suite 408
Austin, TX 78705

Notice of Intent to Issue Ex Parte Reexamination Certificate	Control No.	Patent Under Reexamination	
	90/007,125 merged w/ 90/007,317	6425035	
	Examiner	Art Unit	
	Alan S. Chen	2182	

-- The MAILING DATE of this communication appears on the cover sheet with the correspondence address --

1. Prosecution on the merits is (or remains) closed in this *ex parte* reexamination proceeding. This proceeding is subject to reopening at the initiative of the Office or upon petition. Cf. 37 CFR 1.313(a). A Certificate will be issued in view of
 - (a) Patent owner's communication(s) filed: 22 July 2005.
 - (b) Patent owner's late response filed: _____.
 - (c) Patent owner's failure to file an appropriate response to the Office action mailed: _____.
 - (d) Patent owner's failure to timely file an Appeal Brief (37 CFR 41.31).
 - (e) Other: _____.

Status of *Ex Parte* Reexamination:

(f) Change in the Specification: Yes No

(g) Change in the Drawing(s): Yes No

(h) Status of the Claim(s):

 - (1) Patent claim(s) confirmed: 1-14.
 - (2) Patent claim(s) amended (including dependent on amended claim(s)): _____
 - (3) Patent claim(s) cancelled: _____.
 - (4) Newly presented claim(s) patentable: _____.
 - (5) Newly presented cancelled claims: _____.
2. Note the attached statement of reasons for patentability and/or confirmation. Any comments considered necessary by patent owner regarding reasons for patentability and/or confirmation must be submitted promptly to avoid processing delays. Such submission(s) should be labeled: "Comments On Statement of Reasons for Patentability and/or Confirmation."
3. Note attached NOTICE OF REFERENCES CITED (PTO-892).
4. Note attached LIST OF REFERENCES CITED (PTO-1449 or PTO/SB/08).
5. The drawing correction request filed on _____ is: approved disapproved.
6. Acknowledgment is made of the priority claim under 35 U.S.C. § 119(a)-(d) or (f).
 - a) All b) Some* c) None of the certified copies have
 - been received.
 - not been received.
 - been filed in Application No. _____.
 - been filed in reexamination Control No. _____.
 - been received by the International Bureau in PCT Application No. _____.

* Certified copies not received: _____.
7. Note attached Examiner's Amendment.
8. Note attached Interview Summary (PTO-474).
9. Other: _____.

cc: Requester (if third party requester)

U.S. Patent and Trademark Office
PTOL-469 (Rev.9-04)

Notice of Intent to Issue Ex Parte Reexamination Certificate

Part of Paper No 09022005

REEXAMINATION

REASONS FOR PATENTABILITY / CONFIRMATION

Reexamination Control No. 90/007,125 merged w/ Attachment to Paper No. 09022005.
901007317


Art Unit 2182.


Claims 1-14 are allowed.


The prior art disclosed by the patent owner and cited by the Examiner fail to teach or suggest, alone or in combination, all the limitations of the independent claims (claims 1, 7 and 11), particularly the map/mapping feature which is a one-to-one correspondence, as given in a simple table, the map physically resident on a router, whereby the router forms the connection between two separate entities over different transport mediums, such that neither entity determines where data is to be sent, but rather, the router solely dictates where the data will be sent; also the "NLLBP" feature referring to a fundamental low level protocol defined by a specification/standard that is well known to one of ordinary skill in the art, where the NLLBP is used at the router for communications with both the first and second transport medium. The SCSI protocol/standard is considered a NLLBP. TCP/IP, e.g., used in Ethernet communications, however, is not considered to be a NLLBP.



(Examiner's Signature)

PTOL-476 (Rev. 03-98)


DONALD SPARKS
SUPERVISORY PATENT EXAMINER


DOV POPOVICI
SUPERVISORY PATENT EXAMINER
TECHNOLOGY CENTER 2100



KIM HUYNH
PRIMARY EXAMINER

Reexamination 	Application/Control No. 90/007125 merged w/ 90/007317	Applicant(s)/Patent Under Reexamination 6425035
	Certificate Date	Certificate Number



Requester Correspondence Address: <input type="checkbox"/> Patent Owner <input type="checkbox"/> Third Party
[Empty space for address details]

LITIGATION REVIEW <input checked="" type="checkbox"/>	ASC (examiner initials)	9/19/05 (date)
Case Name		Director Initials
Crossroads Systems, (Texas), Inc v. Dot Hill Systems Western District of Texas (03-CV-754)		


COPENING OFFICE PROCEEDINGS	
TYPE OF PROCEEDING	NUMBER
1. Reexamination merged	90/007317
2.	
3.	
4.	


Issue Classification 	Application/Control No.	Applicant(s)/Patent under Reexamination	
	90/007,125 merged w/ 90/007,317	6425035	
	Examiner	Art Unit	
Alan S. Chen		2182	

ORIGINAL		CROSS REFERENCE(S)						
CLASS	SUBCLASS	CLASS	SUBCLASS (ONE SUBCLASS PER BLOCK)					
710	315	710	2	8	36	105	305	308
INTERNATIONAL CLASSIFICATION		711	112					
G	0 6 F							
	13/00							
	/							
	/							
	/							
	/							

 (Assistant Examiner) (Date)	 DOV POPOVICI SUPERVISORY PATENT EXAMINER (Legal Instruments Examiner) (Date)	Total Claims Allowed: 14 O.G. Print Claim(s) 1	O.G. Print Fig. 5
--	--	--	----------------------

<input checked="" type="checkbox"/> Claims renumbered in the same order as presented by applicant		<input type="checkbox"/> CPA		<input type="checkbox"/> T.D.		<input type="checkbox"/> R.1.47							
Final	Original	Final	Original	Final	Original	Final	Original						
1	1		31		61		91		121		151		181
2	2		32		62		92		122		152		182
3	3		33		63		93		123		153		183
4	4		34		64		94		124		154		184
5	5		35		65		95		125		155		185
6	6		36		66		96		126		156		186
7	7		37		67		97		127		157		187
8	8		38		68		98		128		158		188
9	9		39		69		99		129		159		189
10	10		40		70		100		130		160		190
11	11		41		71		101		131		161		191
12	12		42		72		102		132		162		192
13	13		43		73		103		133		163		193
14	14		44		74		104		134		164		194
	15		45		75		105		135		165		195
	16		46		76		106		136		166		196
	17		47		77		107		137		167		197
	18		48		78		108		138		168		198
	19		49		79		109		139		169		199
	20		50		80		110		140		170		200
	21		51		81		111		141		171		201
	22		52		82		112		142		172		202
	23		53		83		113		143		173		203
	24		54		84		114		144		174		204
	25		55		85		115		145		175		205
	26		56		86		116		146		176		206
	27		57		87		117		147		177		207
	28		58		88		118		148		178		208
	29		59		89		119		149		179		209
	30		60		90		120		150		180		210

<p>Search Notes</p> 	<p>Application No. 7.317. 90/007,125 <i>Merged with</i></p>	<p>Applicant(s) 6425035</p> <p>Art Unit 2182</p>																																																																																							
<p>SEARCHED</p> <table border="1" style="width: 100%; border-collapse: collapse;"> <thead> <tr> <th>Class</th> <th>Subclass</th> <th>Date</th> <th>Examiner</th> </tr> </thead> <tbody> <tr> <td>710</td> <td>1-5, 8-13, 36-38, 105, 109, 101, 124</td> <td>1/21/05</td> <td>ME</td> </tr> <tr> <td>711</td> <td>100, 112, 113</td> <td>1/21/05</td> <td>PER</td> </tr> <tr> <td>714</td> <td>42</td> <td>1/21/05</td> <td>PER</td> </tr> <tr> <td>710</td> <td>305-316</td> <td></td> <td></td> </tr> <tr> <td colspan="4"><hr/></td> </tr> <tr> <td><i>updated</i></td> <td><i>draw</i></td> <td>5/20/05</td> <td>ME</td> </tr> <tr> <td><i>updated</i></td> <td></td> <td>9/16/05</td> <td>ASL</td> </tr> <tr><td> </td><td> </td><td> </td><td> </td></tr> <tr><td> </td><td> </td><td> </td><td> </td></tr> <tr><td> </td><td> </td><td> </td><td> </td></tr> <tr><td> </td><td> </td><td> </td><td> </td></tr> <tr><td> </td><td> </td><td> </td><td> </td></tr> <tr><td> </td><td> </td><td> </td><td> </td></tr> <tr><td> </td><td> </td><td> </td><td> </td></tr> </tbody> </table>		Class	Subclass	Date	Examiner	710	1-5, 8-13, 36-38, 105, 109, 101, 124	1/21/05	ME	711	100, 112, 113	1/21/05	PER	714	42	1/21/05	PER	710	305-316			<hr/>				<i>updated</i>	<i>draw</i>	5/20/05	ME	<i>updated</i>		9/16/05	ASL																													<p>SEARCH NOTES (INCLUDING SEARCH STRATEGY)</p> <table border="1" style="width: 100%; border-collapse: collapse;"> <thead> <tr> <th></th> <th>DATE</th> <th>EXMR</th> </tr> </thead> <tbody> <tr> <td>EAST SEARCH NOTES</td> <td>1/21/05</td> <td>FWF</td> </tr> <tr> <td>NPL SEARCH: SCSI, FC, Fibre Channel, storage, block level, native ATM</td> <td>1/21/05</td> <td>PER</td> </tr> <tr> <td>EAST SCSI ARRAY DMA FIFO</td> <td>5/20/05</td> <td>PER</td> </tr> <tr> <td><i>updated</i> IEEE Xplore Google Scholar Fibre Channel, native, SCSI?</td> <td>9/16/05</td> <td>ASL</td> </tr> <tr><td> </td><td> </td><td> </td></tr> <tr><td> </td><td> </td><td> </td></tr> <tr><td> </td><td> </td><td> </td></tr> <tr><td> </td><td> </td><td> </td></tr> </tbody> </table>		DATE	EXMR	EAST SEARCH NOTES	1/21/05	FWF	NPL SEARCH: SCSI, FC, Fibre Channel, storage, block level, native ATM	1/21/05	PER	EAST SCSI ARRAY DMA FIFO	5/20/05	PER	<i>updated</i> IEEE Xplore Google Scholar Fibre Channel, native, SCSI?	9/16/05	ASL												
Class	Subclass	Date	Examiner																																																																																						
710	1-5, 8-13, 36-38, 105, 109, 101, 124	1/21/05	ME																																																																																						
711	100, 112, 113	1/21/05	PER																																																																																						
714	42	1/21/05	PER																																																																																						
710	305-316																																																																																								
<hr/>																																																																																									
<i>updated</i>	<i>draw</i>	5/20/05	ME																																																																																						
<i>updated</i>		9/16/05	ASL																																																																																						
	DATE	EXMR																																																																																							
EAST SEARCH NOTES	1/21/05	FWF																																																																																							
NPL SEARCH: SCSI, FC, Fibre Channel, storage, block level, native ATM	1/21/05	PER																																																																																							
EAST SCSI ARRAY DMA FIFO	5/20/05	PER																																																																																							
<i>updated</i> IEEE Xplore Google Scholar Fibre Channel, native, SCSI?	9/16/05	ASL																																																																																							
<p>INTERFERENCE SEARCHED</p> <table border="1" style="width: 100%; border-collapse: collapse;"> <thead> <tr> <th>Class</th> <th>Subclass</th> <th>Date</th> <th>Examiner</th> </tr> </thead> <tbody> <tr><td> </td><td> </td><td> </td><td> </td></tr> <tr><td> </td><td> </td><td> </td><td> </td></tr> <tr><td> </td><td> </td><td> </td><td> </td></tr> <tr> <td colspan="2"><i>updated</i> see search history printouts</td> <td>9/16/05</td> <td>ASL</td> </tr> </tbody> </table>		Class	Subclass	Date	Examiner													<i>updated</i> see search history printouts		9/16/05	ASL																																																																				
Class	Subclass	Date	Examiner																																																																																						
<i>updated</i> see search history printouts		9/16/05	ASL																																																																																						

Index of Claims		Application No.	Applicant(s)
		90/007,125 merged with 7,317	6425035
		Examiner	Art Unit
		Fritz M Fleming	2182

√ Rejected	- (Through numeral) Canceled	N Non-Elected	A Appeal
= Allowed	+ Restricted	I Interference	O Objected

Claim		Date		Claim		Date		Claim		Date	
Final	Original			Final	Original			Final	Original		
1	1			51				101			
2	2			52				102			
3	3			53				103			
4	4			54				104			
5	5			55				105			
6	6			56				106			
7	7			57				107			
8	8			58				108			
9	9			59				109			
10	10			60				110			
11	11			61				111			
12	12			62				112			
13	13			63				113			
14	14			64				114			
15				65				115			
16				66				116			
17				67				117			
18				68				118			
19				69				119			
20				70				120			
21				71				121			
22				72				122			
23				73				123			
24				74				124			
25				75				125			
26				76				126			
27				77				127			
28				78				128			
29				79				129			
30				80				130			
31				81				131			
32				82				132			
33				83				133			
34				84				134			
35				85				135			
36				86				136			
37				87				137			
38				88				138			
39				89				139			
40				90				140			
41				91				141			
42				92				142			
43				93				143			
44				94				144			
45				95				145			
46				96				146			
47				97				147			
48				98				148			
49				99				149			
50				100				150			

Ref #	Hits	Search Query	DBs	Default Operator	Plurals	Time Stamp
S1	3	@ad<"20010927" and (fibre adj channel near router) same SCSI	US-PGPUB; USPAT; EPO; JPO; DERWENT; IBM_TDB	OR	OFF	2005/08/22 08:44
S2	0	@ad<"19971231" and (fibre adj channel near router) same SCSI	US-PGPUB; USPAT; EPO; JPO; DERWENT; IBM_TDB	OR	OFF	2005/08/22 08:44
S3	111	@ad<"19971231" and fibre adj channel same SCSI	US-PGPUB; USPAT; EPO; JPO; DERWENT; IBM_TDB	OR	OFF	2005/08/22 08:45
S4	35	@ad<"19971231" and fibre adj channel near SCSI	US-PGPUB; USPAT; EPO; JPO; DERWENT; IBM_TDB	OR	OFF	2005/08/22 08:46
S5	1	S4 and router	US-PGPUB; USPAT; EPO; JPO; DERWENT; IBM_TDB	OR	OFF	2005/08/22 08:45
S6	7	@ad<"19971231" and fibre adj channel adj SCSI	US-PGPUB; USPAT; EPO; JPO; DERWENT; IBM_TDB	OR	OFF	2005/08/22 09:02
S7	0	@ad<"19971231" and "fibre channel protocol for SCSI"	US-PGPUB; USPAT; EPO; JPO; DERWENT; IBM_TDB	OR	OFF	2005/08/22 09:02
S8	14	@ad<"19971231" and FCP and SCSI and fibre adj channel	US-PGPUB; USPAT; EPO; JPO; DERWENT; IBM_TDB	OR	OFF	2005/08/22 09:07
S10	1	S8 and router	US-PGPUB; USPAT; EPO; JPO; DERWENT; IBM_TDB	OR	OFF	2005/08/22 09:03

S11	3	S8 and RAID	US-PGPUB; USPAT; EPO; JPO; DERWENT; IBM_TDB	OR	OFF	2005/08/22 09:18
S13	39	@ad<"20010927" and network adj attached adj storage and Fibre adj channel near scsi	US-PGPUB; USPAT; EPO; JPO; DERWENT; IBM_TDB	OR	OFF	2005/08/22 09:19
S14	19	S13 and router	US-PGPUB; USPAT; EPO; JPO; DERWENT; IBM_TDB	OR	OFF	2005/08/22 09:19
S15	0	@ad<"19971231" and network adj attached adj storage and Fibre adj channel near scsi	US-PGPUB; USPAT; EPO; JPO; DERWENT; IBM_TDB	OR	OFF	2005/09/03 14:23
S16	1	@ad<"19971231" and Fibre adj channel same scsi same router	US-PGPUB; USPAT; EPO; JPO; DERWENT; IBM_TDB	OR	OFF	2005/08/22 09:58
S18	8	@ad<"19971231" and ancor.asn.	US-PGPUB; USPAT; EPO; JPO; DERWENT; IBM_TDB	OR	OFF	2005/08/22 09:59
S19	0	@ad<"19971231" and ancor.asn. and SCSI	US-PGPUB; USPAT; EPO; JPO; DERWENT; IBM_TDB	OR	OFF	2005/08/22 09:59
S20	0	@ad<"19971231" and ancor.asn. and Fibre	US-PGPUB; USPAT; EPO; JPO; DERWENT; IBM_TDB	OR	OFF	2005/08/22 09:59
S21	0	@ad<"19971231" and emerson near steven.inv.	US-PGPUB; USPAT; EPO; JPO; DERWENT; IBM_TDB	OR	OFF	2005/08/22 10:05
S22	4	@ad<"19971231" and SCSI near2 FCP	US-PGPUB; USPAT; EPO; JPO; DERWENT; IBM_TDB	OR	OFF	2005/08/30 14:19

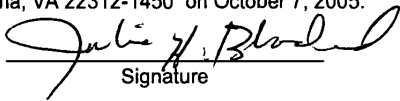
S23	139	@ad<"19971231". and fibre adj channel and SCSI	US-PGPUB; USPAT; EPO; JPO; DERWENT; IBM_TDB	OR	OFF	2005/08/30 14:48
S24	58	S23 and map\$5	US-PGPUB; USPAT; EPO; JPO; DERWENT; IBM_TDB	OR	OFF	2005/08/30 14:21
S25	14	S23 and LUN	US-PGPUB; USPAT; EPO; JPO; DERWENT; IBM_TDB	OR	OFF	2005/08/30 14:21
S26	11	S24 and LUN	US-PGPUB; USPAT; EPO; JPO; DERWENT; IBM_TDB	OR	OFF	2005/08/30 14:23
S27	0	S24 and virtual near local near storage	US-PGPUB; USPAT; EPO; JPO; DERWENT; IBM_TDB	OR	OFF	2005/08/30 14:22
S28	0	S23 and virtual near local near storage	US-PGPUB; USPAT; EPO; JPO; DERWENT; IBM_TDB	OR	OFF	2005/08/30 14:22
S29	8	S23 and router	US-PGPUB; USPAT; EPO; JPO; DERWENT; IBM_TDB	OR	OFF	2005/08/30 14:23
S30	0	@ad<"19971231" and virtual adj local adj storage and SCSI and remote	US-PGPUB; USPAT; EPO; JPO; DERWENT; IBM_TDB	OR	OFF	2005/08/30 14:49
S31	0	@ad<"19971231" and virtual adj local adj storage and SCSI	US-PGPUB; USPAT; EPO; JPO; DERWENT; IBM_TDB	OR	OFF	2005/08/30 14:49
S32	70	@ad<"19971231" and virtual near storage and SCSI	US-PGPUB; USPAT; EPO; JPO; DERWENT; IBM_TDB	OR	OFF	2005/08/30 14:49

S33	8	S32 and remote	US-PGPUB; USPAT; EPO; JPO; DERWENT; IBM_TDB	OR	OFF	2005/08/30 14:49
S34	5	@ad<"19971231" and router same fiber adj channel	US-PGPUB; USPAT; EPO; JPO; DERWENT; IBM_TDB	OR	OFF	2005/09/05 12:11
S35	1	"6425035".pn. and remote and map	US-PGPUB; USPAT; EPO; JPO; DERWENT; IBM_TDB	OR	OFF	2005/09/05 18:18
S36	1	"6425035".pn. and remote and map and maps and mapping	US-PGPUB; USPAT; EPO; JPO; DERWENT; IBM_TDB	OR	OFF	2005/09/05 18:55
S37	1	"6425035".pn. and remote and map and maps and mapping and native	US-PGPUB; USPAT; EPO; JPO; DERWENT; IBM_TDB	OR	OFF	2005/09/05 18:55

IN THE UNITED STATES PATENT AND TRADEMARK OFFICE	
Comments On Statement of Reasons for Patentability and/or Confirmation	Atty. Docket No. CROSS1123-17 CROSS1123-19
Applicants Goeffrey B. Hoese, et al.	
Reexamination Control No. 90/007,125 90/007,317	Date Filed 07/19/2004 11/23/2004
Title Storage Router and Method for Providing Virtual Local Storage	
Group Art Unit 2182	Examiner Chen, Alan

Commissioner for Patents
P.O. Box 1450
Alexandria, VA 22313-1450

Dear Sir:

Certificate of Mailing Under 37 C.F.R. §1.8
I hereby certify that this correspondence is being deposited with the United States Postal Service as First Class Mail in an envelope addressed to Commissioner for Patents, P.O. Box 1450, Alexandria, VA 22312-1450 on October 7, 2005.
 Signature
Julie H. Blackard Printed Name

Applicants appreciate the Examiner's confirmation of Claims 1-14 of United States Patent No. 6,425,035. Applicants submit the record as a whole makes evident the reasons for allowance and that there are additional reasons for patentability not enumerated by the Examiner. While Applicants agree with the Examiner's reasons for patentability to the extent such reasons are consistent with the record as a whole (as Applicants understand them to be), Applicants do not acquiesce or agree to any characterization of the claims that place unwarranted limitations or interpretations upon the claims, especially to the extent such limitations or interpretations are inconsistent with the claim language, specification or prior prosecution history in this case.

Attorney Docket No.
CROSS1123-17
CROSS1123-19

Customer ID: 44654
90/007,125
90/007,317

2

These "Comments on Statement of Reasons for Patentability and/or Confirmation" was served via First Class Mail, Certified, R.R.R. on October 7, 2005 to Larry E. Severin of Wang, Hartmann & Gibbs, PC, 1301 Dove Street, #1050, Newport Beach, CA 92660 and to William A. Blake of Jones, Tullar & Cooper, PC, P.O. Box 2226 Eads Station, Alexandria, VA 22202

The Director of the U.S. Patent and Trademark Office is hereby authorized to charge any fees or credit any overpayments to Deposit Account No. 50-3183 of Sprinkle IP Law Group.

Respectfully submitted,

Sprinkle IP Law Group
Attorneys for Applicant




John L. Adair
Reg. No. 48,828

Date: October 7, 2005

1301 W. 25th Street, Suite 408
Austin, TX 78705
Tel. (512) 637-9223
Fax. (512) 371-9088

Reex



IN THE UNITED STATES PATENT AND TRADEMARK OFFICE

**CERTIFICATE OF SERVICE UNDER
37 C.F.R. 1.248**

Atty. Docket No.
**CROSS1123-17
CROSS1123-19**

Applicant Geoffrey B. Hoese, et al.	
Reexamination Control No. 90/007,125 90/007,317	Date Filed 07/19/2004 11/23/2004
Title Storage Router and Method for Providing Virtual Local Storage	
Group Art Unit 2182	Examiner Chen, Alan

Applicant hereby serves the Comments on Statement of Reasons for Patentability and/or Confirmation in the above referenced case to:

Larry E. Severin
Wang, Hartmann & Gibbs, PC
1301 Dove Street, #1050
Newport Beach, CA 92660

William A. Blake
Jones, Tullar & Cooper, PC
P.O. Box 2226 Eads Station
Alexandria, VA 22202

As per 35 U.S.C. §1.248 service is made via first class mail, certified, R.R.R. on October 7, 2005.

Respectfully submitted,

Sprinkle IP Law Group

John L. Adair
Reg. No. 48,828

Dated: October 7, 2005

1301 W. 25th Street, Suite 408
Austin, Texas 78705
Tel. (512) 637-9220
Fax. (512) 371-9088

Enclosures

PRINTER RUSH

(PTO ASSISTANCE)

Application : <u>90007125</u>	Examiner : <u>Chen</u>	GAU : <u>2182</u>
From : <u>NPB</u>	Location : <u>IDC</u> FMF FDC	Date : <u>03/23/06</u>
Tracking # : <u>16425035</u>		Week Date : <u>12/05/05</u>

DOC CODE	DOC DATE	MISCELLANEOUS
<input checked="" type="checkbox"/> 1449	<u>05/24/05</u>	<input type="checkbox"/> Continuing Data
<input type="checkbox"/> IDS	_____	<input type="checkbox"/> Foreign Priority
<input type="checkbox"/> CLM	_____	<input type="checkbox"/> Document Legibility
<input type="checkbox"/> IIFW	_____	<input type="checkbox"/> Fees
<input type="checkbox"/> SRFW	_____	<input type="checkbox"/> Other
<input type="checkbox"/> DRW	_____	
<input type="checkbox"/> OATH	_____	
<input type="checkbox"/> 312	_____	
<input type="checkbox"/> SPEC	_____	

[RUSH] MESSAGE:

In p70-1449 form dated 05/24/05 (page 4 of 8, sheet 1 of 6) reference "C.1" - the "date" in the "document box" differs from the date in the "date box".

1996 vs. 06/18/05 } which is correct? please verify/correct. Thank you

[XRUSH] RESPONSE:

INITIALS:

NOTE: This form will be included as part of the official USPTO record, with the Response document coded as XRUSH.
REV 10/04

DEC-03-2004 FRI 04:09 PM Sprinkle IP Law Group

FAX NO. 5123719088

P. 06

IN THE UNITED STATES PATENT AND TRADEMARK OFFICE	
REVOCATION AND POWER OF ATTORNEY AND CHANGE OF MAILING ADDRESS	Atty. Docket No. CROSS1123-17
Applicants Geoffrey B. Hoese, et al.	
Application No. 80/007,125	Filing Date 07/19/2004
For Storage Router and Method for Providing Virtual Local Storage	
Group Art Unit 7590	Examiner Fleming, Fritz
Confirmation No. 2298	

Commissioner for Patents
P.O. Box 1450
Alexandria, VA 22313-1450

Dear Sir:

Certification Under 37 C.F.R. 51.8	
I hereby certify that this document is being transmitted to the COMMISSIONER FOR PATENTS via facsimile on <u>12/8/</u> 2004.	
<u>Janice Pampell</u> Janice Pampell	

Crossroads Systems, Inc., 100% owner of the above-identified patent application, as evidenced by the Assignment recorded in the parent application on December 31, 1997 on Reel/Frame: 8929/0290, hereby revokes all previous Powers of Attorney and appoints the following attorneys under Customer No. 44654, all of the firm of SPRINKLE IP LAW GROUP, to prosecute the above-identified Patent and to transact all business in the Patent and Trademark Office connected therewith.

STEVEN R. SPRINKLE	Registration No. 40,825
JOHN ADAIR	Registration No. 48,828
ARI AKMAL	Registration No. 51,388

Direct all telephone calls and correspondence to:

Customer No. 44654
SPRINKLE IP LAW GROUP
1301 W. 25th Street, Suite 408
Austin, Texas 78705
Attn: Steven Sprinkle
Tel. (512) 637.9220 / Fax (512) 371.9088

I hereby state I am authorized to act on behalf of Crossroads Systems, Inc.

Respectfully submitted,

Crossroads Systems, Inc.

Dated: Dec 7, 2004

By: [Signature]
Robert Sims, President & CEO

IN THE UNITED STATES PATENT AND TRADEMARK OFFICE	
REVOCATION AND POWER OF ATTORNEY AND CHANGE OF MAILING ADDRESS	Atty. Docket No. CROSS1123-17
Applicants Geoffrey B. Hoese, et al.	
Application No. 90/007,125	Filing Date 07/19/2004
For Storage Router and Method for Providing Virtual Local Storage	
Group Art Unit 7590	Examiner Fleming, Fritz
Confirmation No. 2298	

Commissioner for Patents
P.O. Box 1450
Alexandria, VA 22313-1450

Dear Sir:

Certification Under 37 C.F.R. §1.8
I hereby certify that this document is being transmitted to the COMMISSIONER FOR PATENTS via facsimile on _____, 2004.
_____ Janice Pampell

Crossroads Systems, Inc., 100% owner of the above-identified patent application, as evidenced by the Assignment recorded in the parent application on December 31, 1997 on Reel/Frame: 8929/0290, hereby revokes all previous Powers of Attorney and appoints the following attorneys under Customer No. 44654, all of the firm of SPRINKLE IP LAW GROUP, to prosecute the above-identified Patent and to transact all business in the Patent and Trademark Office connected therewith.

STEVEN R. SPRINKLE	Registration No. 40,825
JOHN ADAIR	Registration No. 48,828
ARI AKMAL	Registration No. 51,388

Direct all telephone calls and correspondence to:


Customer No. 44654
SPRINKLE IP LAW GROUP
1301 W. 25th Street, Suite 408
Austin, Texas 78705
Attn: Steven Sprinkle
Tel. (512) 637.9220 / Fax (512) 371.9088

I hereby state I am authorized to act on behalf of Crossroads Systems, Inc.

Respectfully submitted,

Crossroads Systems, Inc.

Dated: _____, 2004

By: 
Robert Sims, President & CEO

010 3611-39000
sprunkl issued



UNITED STATES PATENT AND TRADEMARK OFFICE

COMMISSIONER FOR PATENTS
UNITED STATES PATENT AND TRADEMARK OFFICE
P.O. BOX 1450
ALEXANDRIA, VA 22313-1450
www.uspto.gov

MAIL

NOV 26 2004

DIRECTOR OFFICE
TECHNOLOGY CENTER 2100

John L. Adair
GRAY, CARY, WARE & FREIDENRICH LLP
2000 University Avenue
E. Palo Alto CA 94303-2248

In re Application of:
Goeffrey B. HOESE et al.
Application No. 10/658,163
Filed: September 9, 2003
For: STORAGE ROUTER AND METHOD FOR
PROVIDING VIRTUAL LOCAL
STORAGE

DECISION ON PETITION TO
MAKE SPECIAL UNDER
M.P.E.P. §708.02(II):
INFRINGEMENT

This is a decision on the petition, filed November 21, 2003, under 37 C.F.R. § 1.102(d) and M.P.E.P. §708.02(II): Infringement, to make the above-identified application special.

The petition is **GRANTED**.

A grantable petition under 37 C.F.R. § 1.102(d), and M.P.E.P. § 708.02, Section II, must be accompanied by payment of the fee under 37 C.F.R. § 1.17(h) and a statement under 37 C.F.R. § 1.102 by the applicant or assignee or statements by an attorney/agent registered to practice before the Patent and Trademark Office that (A) there is an infringing device or product actually on the market or method in use; (B) a *rigid comparison* of the alleged infringing device, product, or method with the claims of the application has been made, and that, in his or her opinion, some of the claims are **unquestionably infringed**; and (C) he or she has made or caused to be made a careful and thorough search of the prior art or has a good knowledge of the prior art. Applicant must provide one copy of each of the *references deemed most closely related* to the subject matter encompassed by the claims.

Applicant's submission meets all the criteria set out above. Accordingly, the Petition is **GRANTED**.

The application file is being forwarded to the Examiner of Record for expedited examination.

Vincent N. Trans
Special Program Examiner
Technology Center 2100
Computer Architecture, Software, and
Information Security
571-272-3613

RECEIVED BY: _____

FEB 15 2005

Docketed By: _____
Date Docketed: _____
Attorney: _____
C/M No. CROSS160-13

RECEIVED

DEC 3 2004

GRAY CARY
WARE & FREIDENRICH