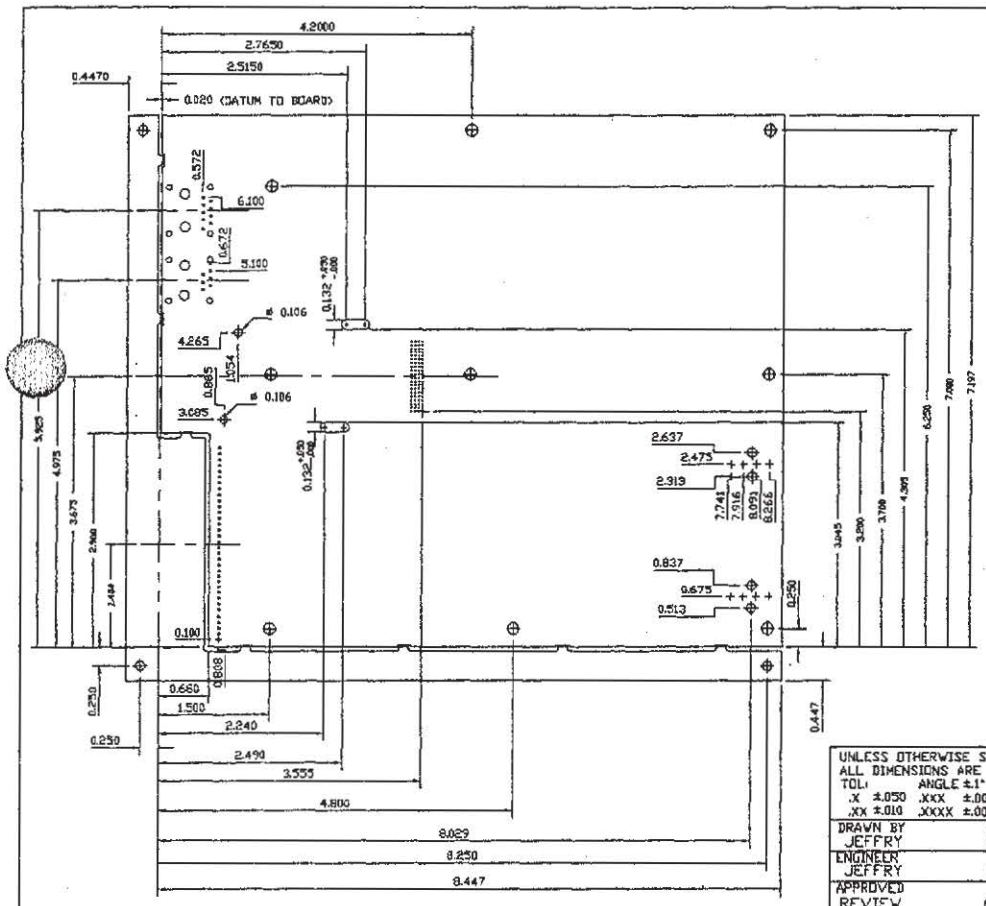

REVISION HISTORY			
REV	DESCRIPTION	DATE	APPROVED
A	REVIEWED AND RELEASED	6/10/97	JEFFRY/UMBY
B	Update from AC94412,3	9/3/97	JEFFRY/UMBY

Notes
1. Assume: light pipes placed for 0.014" clearance from enclosure wall.
2. GLM placement follows optical GLM specification to align connector flush with outside edge of enclosure wall.
3. Assume 0.25" clearance to front of enclosure for enclosure assembly tolerance.
4. Assume rear board edge clearance of 0.035" to enclosure wall (0.015" from datum).
5. Rail size and tooling holes based on Xetel recommended practice.
6. Ordinate dimensions define footprint locations.

ALL SHEETS ARE THE SAME REVISION STATUS

UNLESS OTHERWISE SPECIFIED ALL DIMENSIONS ARE IN INCHES TOL: ANGLE ±.1° .X ±.050 .XXX ±.002 .XX ±.010 .XXXX ±.001	Crossroads Systems, Inc. Austin, TX
DRAWN BY JEFFRY DATE 5/28/97	TITLE Verrazano placement Bare board p/n AC94414 Reference for layout
ENGINEER JEFFRY 5/28/97	SIZE B FILE (DS01025.* printed) VER_BARE.DWG DWG NO DS01025 REV B
APPROVED REVIEW 6/10/97	SCALE none SHEET 1 of 1

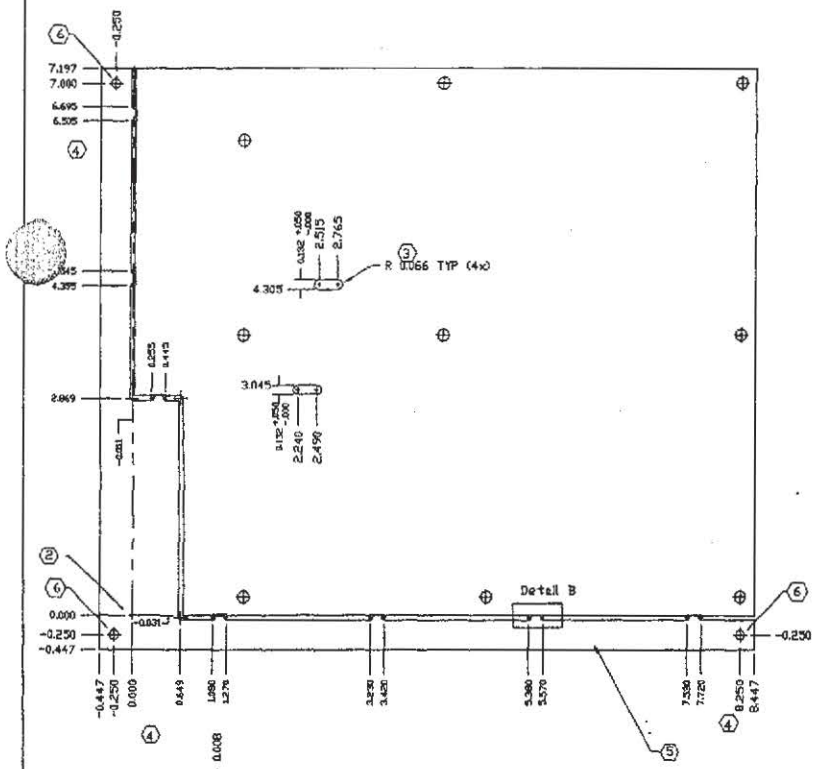

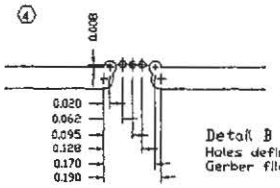

Detail B
Holes defined in board Gerber files.

REVISION HISTORY			
REV	DESCRIPTION	DATE	APPROVED
A	REVIEW AND RELEASE	6/19/97	JEFFRY
B	Further specify man details, no significant changes.	8/18/97	JEFFRY
C	Added HASL finish spec	8/29/97	JEFFRY
D	Update from AC94413	9/3/97	JEFFRY/UMBY

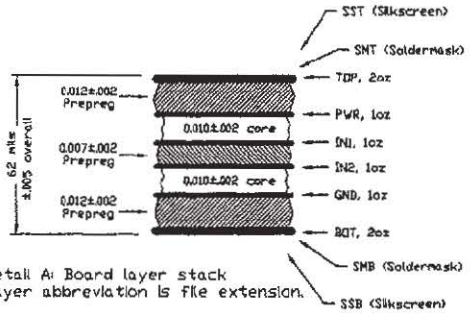

Detail A: Board layer stack
Layer abbreviation is file extension.

Notes
1. Material: FR-4 epoxy fiberglass, UL 94V-0
   Soldermask: LPI, green, over bare copper (SMOBC)
   Silkscreen: White
   Lines: .006 min. with .008 spacing. Tolerance ±.002
   Finish: Hot Air Leveled Solder
   See Detail A for board layer stacking.
2. Origin of dimensions is relative to board Gerber data.
3. Slot dimensions: inside (facing) edge critical dimension.
4. Route dimensions between card and rail are indicated for 0.062" route, tol. ±.005. Holes for perforations in card/rail tabs are defined in board Gerber.
5. Copper clad rails
6. Tooling holes: 0.125 +.003 -.000
7. TEST: All cards are clam-shell tested from netlist.

ALL SHEETS ARE THE SAME REVISION STATUS

UNLESS OTHERWISE SPECIFIED ALL DIMENSIONS ARE IN INCHES TOL: ANGLE ±.1° .X ±.050 .XXX ±.002 .XX ±.010 .XXXX ±.001	Crossroads Systems, Inc. Austin, TX
DRAWN BY JEFFRY DATE 5/28/97	TITLE Verrazano bare board, AC94414 Panelization dimensions, stack-up (Also for AC94411, ..12, ..13)
ENGINEER JEFFRY 5/30/97	SIZE B FILE (ver_pan.* printed) VER_BARE.DWG DWG NO DS01026 REV D
APPROVED REVIEW 6/19/97	SCALE none SHEET 1 of 1

DOCKET ALARM
Find authenticated court documents without watermarks at docketalarm.com.