

Technical Digest

Solid-State Sensor, Actuator and Microsystems

Workshop

**Sponsored by the
Transducers Research Foundation, Inc.**

2004

**Hilton Head Island, South Carolina
June 6-10**

Additional support provided by the
Defense Advanced Research Projects Agency

TRF Catalog Number 04TRF-0001
Library of Congress Number 2004105683

ENGL1

014212969

Copyright and Reprint Permission: Abstracting of items in this volume is permitted with credit to the source. Authorization to photocopy items in this volume that carry a code at the bottom of the first page is granted by the Transducers Research Foundation, Inc. for internal or personal use, or the internal or personal use of specific clients, provided that the base fee of \$3.00 is paid directly to the Copyright Clearance Center, 222 Rosewood Drive, Danvers MA 01923, USA. Instructors are permitted to photocopy isolated articles for educational classroom use without fee. For other forms of copying, reprint, or replication permission, write to the Transducers Research Foundation, Inc., P.O. Box 18195, Cleveland Heights, Ohio 44118. All rights reserved. Copyright © 2004 by the Transducers Research Foundation, Inc.

TRF Catalog Number 04TRF-0001
ISBN Number 0-9640024-5-0
ISSN 1539-2058 (Print)
ISSN 1539-204X (electronic)
Library of Congress Number 2004105683

Copies of this volume are available for purchase from the Transducers Research Foundation, 1356 Forest Hills Blvd., Cleveland, OH 44118. Please contact the Transducers Research Foundation for ordering information, or consult our website at <http://www.transducer-research-foundation.org/>. Technical digests from previous workshops are also available.

TECHNICAL PAPERS

Solid-State Sensor, Actuator and Microsystems Workshop

2004

**Hilton Head Island, South Carolina
June 6-10**

OPTICAL MEMS: LEGACY OF THE TELECOM BOOM

Joseph E. Ford

Electrical & Computer Engineering, University of California San Diego
La Jolla, CA 92093-0407

ABSTRACT

From 1997 to 2002 tens of billions of dollars were invested in optical MEMS technology for telecommunications, creating products just in time for a nearly complete market collapse. With the subsequent closure of R&D efforts and many entire companies, has this new technology been lost? In fact, many MEMS-based components survived the collapse and are selling into a slowly recovering market. More importantly, the technology developed is available for new applications in communications and other areas. In this presentation I will review optical MEMS technology developed, provide a status report on surviving components, and describe one example of how a device created for a specific application (a broad wavelength variable attenuator) has been modified to a completely different application in free-space optical communications (a retro-reflecting data modulator).

OPTICAL MEMS AND TELECOM

Any optical effect demonstrated with bulk components can be implemented, typically on a reduced physical scale, using optical MEMS fabrication. These basic functions are illustrated in Figure 1, which shows the four major categories of effects: movable first surface mirrors (analog or digital tilt mirrors on one or two axis), movable absorbing or refractive surfaces, tunable dielectric multilayer etalons (spectral phase and amplitude filters), translation stages (moving waveguides and shutters), as well as diffractive structures (variable phase delay or grating pitch).

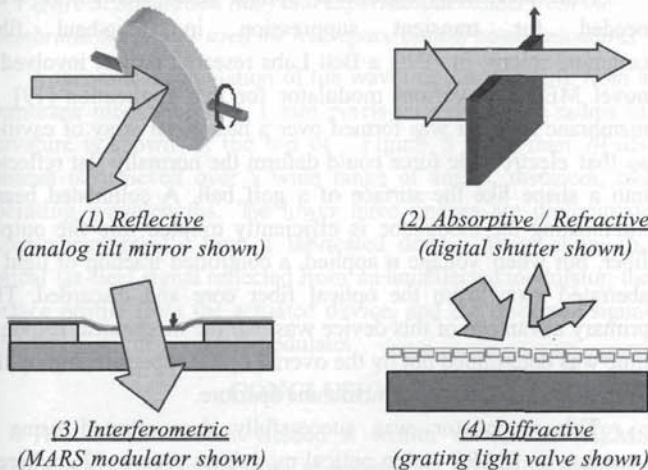


Figure 1. Fundamentally different types of optical MEMS devices.

The initial driving application for Optical MEMS devices was Texas Instruments' well-known DMD (digital mirror device) projection display, a 2D array of digital tilting micromirrors fabricated on a silicon VLSI drive circuit [1]. DMD displays are becoming the dominant technology for commercial and even consumer projectors, and optical MEMS devices have now been developed for applications including remote pressure and acceleration sensors, biotechnology, and adaptive optics. Still, the

greatest driver for optical MEMS technology in terms of total investment has been telecommunications.

Early optical MEMS components intended for telecom applications were viewed with considerable skepticism; the technology was considered unproven and far off the consensus path of waveguide integrated optics. A reflective data modulator demonstrated in 1994 for fiber-to-the-home networks [2] may have been the first practical MEMS device for single mode fiber. This device was not developed into a successful product, but it was followed by a series of optical MEMS switches and filters for wavelength-multiplexed signals which demonstrated the broad applicability of optical MEMS components for optical communications. References [3] – [9] provide some examples.

By 1999, with increasing pressure to meet market demand for high-capacity networks, well-funded optical MEMS component efforts were under way at established and start-up companies. Many applications could be addressed with a range of technologies, but the large port-count provisioning switch (e.g., the Lucent "LambdaRouter" [10]) was a 'must-have' telecommunications component that simply could not be constructed with any other available technology. Optical MEMS was perceived as critical-path technology for high-capacity optical networks.

Demand for communications bandwidth had been greatly overestimated. The market peaked in mid 2000, and by 2002 technology investment was substantially over. Relatively few of the companies founded during the investment boom (by some estimates more than 3000 in total) survive to date. But though this process, a wide range of optical MEMS components were taken from laboratory demonstrations to fully packaged components, proven to meet critical Telcordia reliability tests, and built into fielded systems carrying live communications traffic. Despite the considerable disruption, a wide range of MEMS-based components are still commercially available, and have made the transition to a "bread and butter" technology.



Figure 2. A simple 1x2 protection switch is one example of the optical MEMS products now commonplace in telecom systems.

TELECOM 'SURVIVORS'

The single best indication of this acceptance is the use of MEMS devices for protection switches, which are 1x2 and 2x2 switches used to direct traffic around faulty transmission systems, as for example due to a line cut. MEMS switches were shown to be more reliable than the electromagnetically-actuated (bulk optic component) opto-mechanical switches previously used, in addition to being smaller and more power efficient. Two current products

are JDSU's latching 2x2 switch, which is based on a SOI comb-drive actuator [11] and DiCon 1x2 switch with variable attenuation, which is based on an analog electrostatic tilt mirror. The DiCon switch pictured in Figure 1 has an insertion loss of 0.8 dB, switches in under 5 ms, requires only 15 V drive, and is guaranteed to operate over 100 million cycles [12].

Optical MEMS companies started during the boom have also survived to offer high-performance products to the slowly recovering component market. Beam-steering optical cross-connects based on two-dimensional arrays of analog tilt mirrors are available from Glimmerglass, which provides an 64x64 switch, and Calient Networks, which makes up to 256x256 switches [13]. Chromux offers 1x2 protection switch arrays, as well as scanning Fabry-Perot wavelength monitors.

Another important class of optical MEMS components integrates diffraction gratings to perform spectral demultiplexing onto the MEMS device to enable wavelength-selective filtering and switching. Dynamic spectral equalizers and wavelength-blocking switches are offered by LightConnect and Polychromix, while more general wavelength switching [4, 14] is offered by Capella Photonics. Figure 3 shows a representative sample.




Figure 3. Examples of currently available telecom products, clockwise from upper left: LightConnect variable attenuator and dynamic gain equalizer, Glimmerglass 64x64 switch, Capella Photonics wavelength selective switch, Polychromix wavelength blocker, Chromux protection switch array and wavelength monitor

OPTICAL MEMS DEVICE PROGRESS

These basic functions have been demonstrated with various device structures, some of which were never publicized and which remain 'trade secrets' of technology holding companies. Device packaging and processing techniques are particularly difficult to obtain. However, some of the device technology has since been published in the open literature.

One good example is the feedback position control of electrostatic tilt mirrors used by Tellium in their modular crossconnect system [15]. Normally such mirrors are operated in a safe region, roughly half the full angular range, to avoid catastrophic snapdown as the voltage required to maintain a given angle quickly decreases. Tellium used a nonlinear controller with a novel technique for torque-to-voltage conversion [16] in combination with classic linear controller techniques with optical full-state feedback, state estimator, and reference input with feed-forward. They achieved stable angular positioning accuracy of <math>< 120</math> microradians over the full $\pm 8^\circ$ mechanical range of the mirrors, right up to the point of edge touchdown (Figure 4).

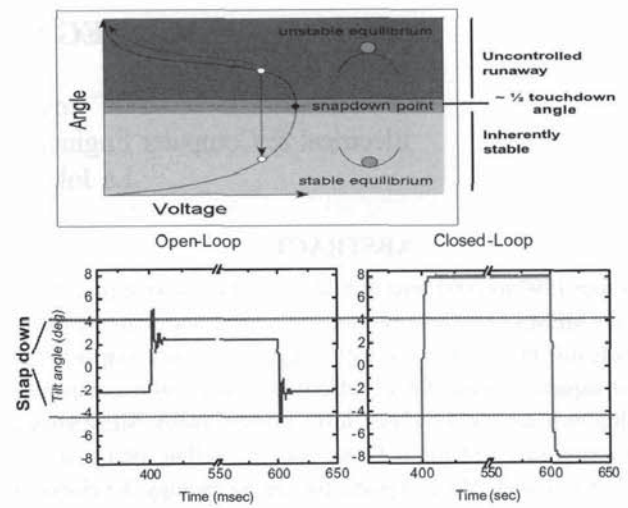


Figure 4. Control of electrostatic mirrors through snapdown using optical feedback on the angular position [15, 16].

Another area of technology development critical for low insertion loss optical MEMS devices is the accurate control of mirror (and etalon) curvature. Some of these efforts are widely available as improved tolerances and process yields from MEMS foundries (e.g., mirrors with > 1 m radius of curvature, 10 - 100x improved over initial efforts). Also, basic work on thermal dependence of mirror curvatures has also been conducted at public universities including the University of Minnesota [17].

TECHNOLOGY RE-DEPLOYMENT: AN EXAMPLE

The basic technology development will have far-ranging impact on applications that have nothing to do with optical fiber networks. One example of this re-use is an on-going research project at UCSD involving the modification of a telecom-derived MEMS device for free-space (mobile) communications.

Fast, electrically-controlled optical fiber attenuators were needed for transient suppression in long-haul fiber communications. In 1996, a Bell Labs research project involved a novel MEMS wavefront modulator for this application [19]. A membrane reflector was formed over a hexagonal array of cavities so that electrostatic force could deform the normally flat reflector into a shape like the surface of a golf ball. A collimated beam illuminating the modulator is efficiently coupled into the output fiber, but when voltage is applied, a controlled fraction of light is aberrated away from the optical fiber core and discarded. The primary advantage of this device was that the mechanical response time was determined not by the overall optical aperture, but by the diameter of the individual membrane aperture.

This attenuator was successfully demonstrated using a variation on MARS etalon optical modulator process [2], where a silicon nitride membrane is held over the silicon substrate by a phosphor-silicate glass sacrificial layer. The only process change needed was to coat a uniform layer of gold over the top of the device. This device concept was independently conceived and demonstrated at the University of Delft in 1999 [20].

The new application of this device involved corner-cube retroreflectors (CCR), which are basically three mirrors are right angles to each other to form a hollow cube that faithfully reflects an incident optical beam towards its point of origin. CCRs are used

Explore Litigation Insights

Docket Alarm provides insights to develop a more informed litigation strategy and the peace of mind of knowing you're on top of things.

Real-Time Litigation Alerts



Keep your litigation team up-to-date with **real-time alerts** and advanced team management tools built for the enterprise, all while greatly reducing PACER spend.

Our comprehensive service means we can handle Federal, State, and Administrative courts across the country.

Advanced Docket Research



With over 230 million records, Docket Alarm's cloud-native docket research platform finds what other services can't. Coverage includes Federal, State, plus PTAB, TTAB, ITC and NLRB decisions, all in one place.

Identify arguments that have been successful in the past with full text, pinpoint searching. Link to case law cited within any court document via Fastcase.

Analytics At Your Fingertips



Learn what happened the last time a particular judge, opposing counsel or company faced cases similar to yours.

Advanced out-of-the-box PTAB and TTAB analytics are always at your fingertips.

API

Docket Alarm offers a powerful API (application programming interface) to developers that want to integrate case filings into their apps.

LAW FIRMS

Build custom dashboards for your attorneys and clients with live data direct from the court.

Automate many repetitive legal tasks like conflict checks, document management, and marketing.

FINANCIAL INSTITUTIONS

Litigation and bankruptcy checks for companies and debtors.

E-DISCOVERY AND LEGAL VENDORS

Sync your system to PACER to automate legal marketing.