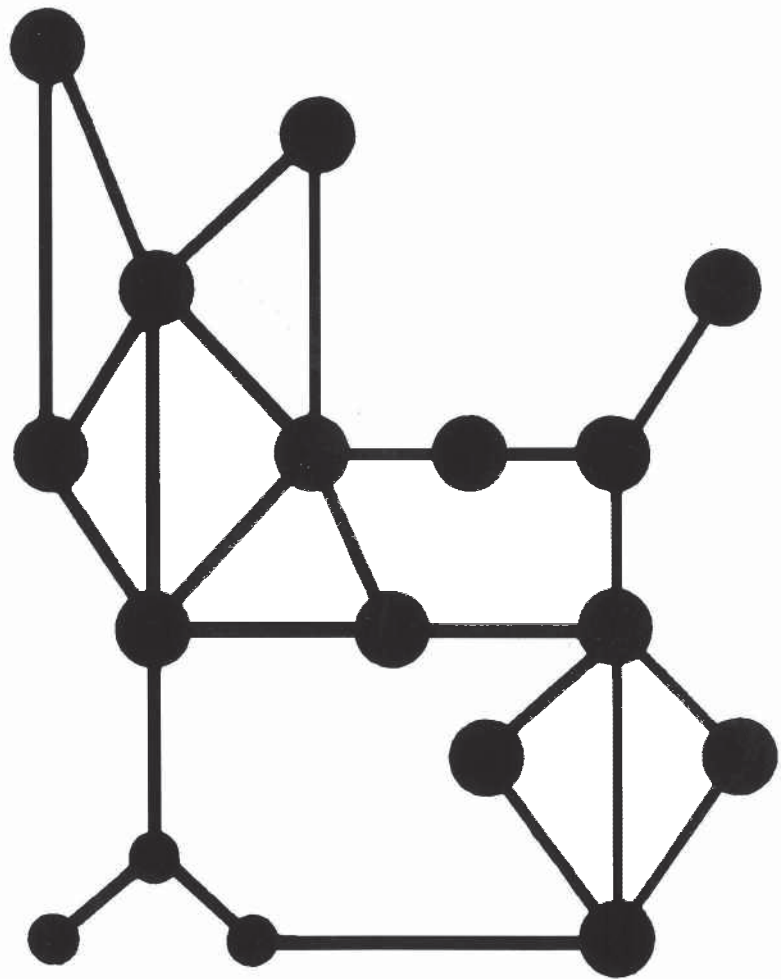



Mischa Schwartz

---

Telecommunication  
**Networks**  
Protocols, Modeling and Analysis





# Telecommunication Networks: Protocols, Modeling and Analysis

**MISCHA SCHWARTZ**

Department of Electrical Engineering and  
Center for Telecommunications Research  
Columbia University

↕ Addison-Wesley Publishing Company

Reading, Massachusetts  
Menlo Park, California • Don Mills, Ontario  
Wokingham, England • Amsterdam  
Sydney • Singapore • Tokyo • Madrid  
Bogotá • Santiago • San Juan

This book is in the Addison-Wesley Series in Electrical and Computer Engineering

Sponsoring Editor ▪ *Tom Robbins*  
Production Supervisor ▪ *Bette J. Aaronson*  
Copy Editor ▪ *Stephanie Kaylin*  
Text Designer ▪ *Herb Caswell*  
Illustrator ▪ *George Nichols*  
Technical Art Consultant ▪ *Joseph Vetere*  
Production Coordinator ▪ *Ezra C. Holston*  
Manufacturing Supervisor ▪ *Hugh Crawford*  
Cover Designer ▪ *Marshall Henrichs*

**Library of Congress Cataloging-in-Publication Data**

Schwartz, Mischa.

Telecommunication networks.

Bibliography: p.

Includes index.

1. Data transmission systems. 2. Packet switching  
(Data transmission) 3. Telecommunication—Switching  
systems. I. Title.

TK5105.S385 1987 004.6 85-30639

ISBN 0-201-16423-X

Reprinted with corrections November, 1988

Copyright © 1987 by Addison-Wesley Publishing Company

All rights reserved. No part of this publication may be reproduced, stored in a retrieval system, or transmitted, in any form or by any means, electronic, mechanical, photocopying, recording, or otherwise, without the prior written permission of the publisher. Printed in the United States of America.

14 15 MA 969594

## 4-3 High-level Data Link Control (HDLC)

We now focus more specifically on the HDLC protocol, which as already noted has fast become an international standard. This protocol followed, and in many respects is based on, the IBM SDLC (synchronous data link control). American standards activities, paralleling the ISO work and interacting with it, resulted in the American National Standards Institute (ANSI) data-link control procedure standard ADCCP (advanced data communication control procedure). HDLC and ADCCP are closely related and will not be distinguished specifically in this discussion [CARLD]. The CCITT X-25-recommended data-link procedures, LAPB (balanced link access procedures), a subset of HDLC, will be described in some detail later. All these protocols and others like them are examples of bit-oriented protocols, in which the frame structure used eliminates a specific dependence on byte or character formatting [SCHW 1977].

In this section we first describe the basic philosophy and operation of HDLC, with reference made to the tutorial paper by Carlson [CARLD]. We then outline a throughput performance analysis of one common mode of operation of HDLC, following the work of Bux, Kummerle, and Truong [BUX 1980]. The analysis is similar to that carried out in the last section for the idealized go-back- $N$  protocol, but because it focuses on a model of a real protocol, it captures the effect of finite sequence numbering and a specific error-control procedure. This enables us to compare the idealized throughput analysis with the analysis for a real protocol.

The standard frame format for HDLC (ADCCP and SDLC have the same format) appears in Fig. 4-9. Note that the number of overhead (control) bits is  $\ell' = 48$ , just the number used earlier for calculations. The eight-bit flag sequence 01111110 that appears at the beginning and end of a frame is used to establish and maintain synchronization. Because the flag appears at the beginning and end of the frame there is no need to prescribe an information field structure. The information field (packet) delivered from the network layer above can be any desired number of bits. Extended versions of the frame structure of Fig. 4-9 are available as well: The address, control, and block-check fields can all be increased to allow additional addressing, improved error detection, and increased sequence numbers. Since the flags appearing at the

---

[CARLD] D. E. Carlson, "Bit-oriented Data Link Control Procedures," *IEEE Trans. on Comm.*, vol. COM-28, no. 4, April 1980, 455-467; reprinted in [GREE].

[BUX 1980] W. Bux, K. Kummerle, and H. L. Truong, "Balanced HDLC Procedures: A Performance Analysis," *IEEE Trans. on Comm.*, vol. COM-28, no. 11, Nov. 1980, 1889-1898.

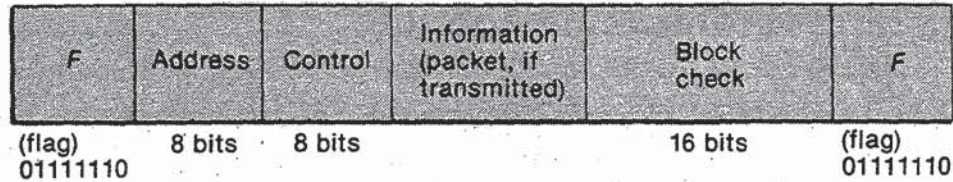


Figure 4-9 HDLC standard frame format

beginning and end of a frame contain six consecutive ones, that sequence may not appear anywhere else in the frame. Bit stuffing is used to eliminate this possibility: a zero is inserted at the transmitter any time that five ones appear outside the *F* fields. The zeros are removed at the receiver. If seven ones appear anywhere in the frame (six ones followed by an additional one), the frame is declared in error.

Three types of frames are defined to handle information flow, supervisory and control signals, and responses to all of these:

- I (information transfer) format
- S (supervisory) format
- U (unnumbered) format

S- and U-frames carry no information field. They are used strictly for supervisory and control purposes. The eight-bit control field in the frame determines which type of frame is being transmitted, and, for the S- and U- frames, which specific control signal is being transmitted. Figure 4-10 breaks the eight-bit control field down for the three types of frame. A zero in the first bit of the control field corresponds to an I-frame. The bit pairs 10 and 11 appearing as the first two bits indicate S-frame and U-frame, respectively, as shown. The two *S* bits in bit positions 3 and 4 of the S-frame allow four different S-frames to be transmitted. The five *M* bits in the U-frame allow 32 different U-frames to be transmitted. The three-bit number  $N(S)$  in the I-frame represents the sequence number of the I-frame. Mod-8 sequence numbering is thus standard with normal HDLC. Each successive I-frame has its sequence number incremented by one. When the transmitter reaches its maximum sequence number it is forced to stop transmitting until a frame in the reverse direction is received, acknowledging an outstanding packet. The  $N(R)$  bits in the I- and S-frames are used to acknowledge I-frames received. The number  $N(R)$  acknowledges the receipt of  $N(R)-1$  and any frames preceding that number not already acknowledged.  $N(R)$  indicates that the receiver is *expecting* I-frame number  $N(R)$ . Thus  $N(R) = 5$  (bit

# Explore Litigation Insights

Docket Alarm provides insights to develop a more informed litigation strategy and the peace of mind of knowing you're on top of things.

## Real-Time Litigation Alerts



Keep your litigation team up-to-date with **real-time alerts** and advanced team management tools built for the enterprise, all while greatly reducing PACER spend.

Our comprehensive service means we can handle Federal, State, and Administrative courts across the country.

## Advanced Docket Research



With over 230 million records, Docket Alarm's cloud-native docket research platform finds what other services can't. Coverage includes Federal, State, plus PTAB, TTAB, ITC and NLRB decisions, all in one place.

Identify arguments that have been successful in the past with full text, pinpoint searching. Link to case law cited within any court document via Fastcase.

## Analytics At Your Fingertips



Learn what happened the last time a particular judge, opposing counsel or company faced cases similar to yours.

Advanced out-of-the-box PTAB and TTAB analytics are always at your fingertips.

## API

Docket Alarm offers a powerful API (application programming interface) to developers that want to integrate case filings into their apps.

## LAW FIRMS

Build custom dashboards for your attorneys and clients with live data direct from the court.

Automate many repetitive legal tasks like conflict checks, document management, and marketing.

## FINANCIAL INSTITUTIONS

Litigation and bankruptcy checks for companies and debtors.

## E-DISCOVERY AND LEGAL VENDORS

Sync your system to PACER to automate legal marketing.