

SPE 503, the RPC service table is extended by an RPC dispatch table. The preferred embodiment RPC dispatch table is organized as a list of Load Module references for each RPC service supported internally by SPE 503. Each row in the table contains a load module ID that services the call, a control byte that indicates whether the call can be made from an external caller, and whether the load module needed to service the call is permanently resident in SPU 500. The RPC dispatch table may be constructed in SPU ROM 532 (or EEPROM) when SPU firmware 508 is loaded into the SPU 500. If the RPC dispatch table is in EEPROM, it flexibly allows for updates to the services without load module location and version control issues.

In the preferred embodiment, SPE RPC manager 550 first references a service request against the RPC service table to determine the location of the service manager that may service the request. The RPC manager 550 then routes the service request to the appropriate service manager for action. Service requests are handled by the service manager within the SPE 503 using the RPC dispatch table to dispatch the request. Once the RPC manager 550 locates the service reference in the RPC dispatch table, the load module that services the request is called and loaded using the load module execution manager 568. The load module execution manager 568 passes control to the

requested load module after performing all required context configuration, or if necessary may first issue a request to load it from the external management files 610.

5        **SPU Time Base Manager 554**

The time base manager 554 supports calls that relate to the real time clock ("RTC") 528. In the preferred embodiment, the time base manager 554 is always loaded and ready to respond to time based requests.

10

The table below lists examples of basic calls that may be supported by the time base manager 554:

15

Call Name	Description
<b>Independent requests</b>	
Get Time	Returns the time (local, GMT, or ticks).
Set time	Sets the time in the RTC 528. Access to this command may be restricted to a VDE administrator.
Adjust time	Changes the time in the RTC 528. Access to this command may be restricted to a VDE administrator.
Set Time Parameter	Set GMT / local time conversion and the current and allowable magnitude of user adjustments to RTC 528 time.
<b>Channel Services Manager Requests</b>	

20

Call Name	Description
Bind Time	Bind timer services to a channel as an event source.
Unbind Time	Unbind timer services from a channel as an event source.
Set Alarm	Sets an alarm notification for a specific time. The user will be notified by an alarm event at the time of the alarm. Parameters to this request determine the event, frequency, and requested processing for the alarm.
Clear Alarm	Cancels a requested alarm notification.

5

#### SPU Encryption/Decryption Manager 556

The Encryption/Decryption Manager 556 supports calls to the various encryption/decryption techniques supported by SPE 503/HPE 655. It may be supported by a hardware-based encryption/decryption engine 522 within SPU 500. Those encryption/decryption technologies not supported by SPU encrypt/decrypt engine 522 may be provided by encrypt/decrypt manager 556 in software. The primary bulk encryption/decryption load modules preferably are loaded at all times, and the load modules necessary for other algorithms are preferably paged in as needed. Thus, if the primary bulk encryption/decryption algorithm is DES, only the DES load modules need be permanently resident in the RAM 534a of SPE 503/HPE 655.

20

The following are examples of RPC calls supported by  
 Encrypt/Decrypt Manager 556 in the preferred embodiment:

5	<b>Call Name</b>	<b>Description</b>
	PK Encrypt	Encrypt a block using a PK (public key) algorithm.
	PK Decrypt	Decrypt a block using a PK algorithm.
	DES Encrypt	Encrypt a block using DES.
10	DES Decrypt	Decrypt a block using DES.
	RC-4 Encrypt	Encrypt a block using the RC-4 (or other bulk encryption) algorithm.
	RC-4 Decrypt	Decrypt a block using the RC-4 (or other bulk encryption) algorithm.
15	Initialize DES Instance	Initialize DES instance to be used.
	Initialize RC-4 Instance	Initialize RC-4 instance to be used.
20	Initialize MD5 Instance	Initialize MD5 instance to be used.
25	Process MD5 Block	Process MD5 block.

The call parameters passed may include the key to be  
 used; mode (encryption or decryption); any needed Initialization

Vectors; the desired cryptographic operating (e.g., type of feedback); the identification of the cryptographic instance to be used; and the start address, destination address, and length of the block to be encrypted or decrypted.

5

**SPU Key and Tag Manager 558**

The SPU Key and Tag Manager 558 supports calls for key storage, key and management file tag look up, key convolution, and the generation of random keys, tags, and transaction numbers.

10

The following table shows an example of a list of SPE/HPE key and tag manager service 558 calls:

15

Call Name	Description
<b>Key Requests</b>	
Get Key	Retrieve the requested key.
Set Key	Set (store) the specified key.
Generate Key	Generate a key (pair) for a specified algorithm.
20 Generate Convolved Key	Generate a key using a specified convolution algorithm and algorithm parameter block.
Get Convolution Algorithm	Return the currently set (default) convolution parameters for a specific convolution algorithm.
Set Convolution Algorithm	Sets the convolution parameters for a specific convolution algorithm (calling routine must provide a tag to read returned contents).
<b>Tag Requests</b>	
25 Get Tag	Get the validation (or other) tag for a specific VDE Item ID.
Set Tag	Set the validation (or other) tag for a specific VDE Item ID to a known value.

25

Calculate Hash Block Number	Calculate the "hash block number" for a specific VDE Item ID.
Set Hash Parameters	Set the hash parameters and hash algorithm. Forces a resynchronization of the hash table.
Get Hash Parameters	Retrieve the current hash parameters/algorithm.
Synchronize Management Files	Synchronize the management files and rebuild the hash block tables based on information found in the tables. Reserved for VDE administrator

5  
 10  
 15  
 Keys and tags may be securely generated within SPE 503 (HPE 655) in the preferred embodiment. The key generation algorithm is typically specific to each type of encryption supported. The generated keys may be checked for cryptographic weakness before they are used. A request for Key and Tag Manager 558 to generate a key, tag and/or transaction number preferably takes a length as its input parameter. It generates a random number (or other appropriate key value) of the requested length as its output.

20  
 The key and tag manager 558 may support calls to retrieve specific keys from the key storage areas in SPU 500 and any keys stored external to the SPU. The basic format of the calls is to request keys by key type and key number. Many of the keys are periodically updated through contact with the VDE administrator, and are kept within SPU 500 in NVRAM 534b or

EEPROM because these memories are secure, updatable and non-volatile.

5 SPE 503/HPE 655 may support both Public Key type keys and Bulk Encryption type keys. The public key (PK) encryption type keys stored by SPU 500 and managed by key and tag manager 558 may include, for example, a device public key, a device private key, a PK certificate, and a public key for the certificate. Generally, public keys and certificates can be stored  
10 externally in non-secured memory if desired, but the device private key and the public key for the certificate should only be stored internally in an SPU 500 EEPROM or NVRAM 534b. Some of the types of bulk encryption keys used by the SPU 500 may include, for example, general-purpose bulk encryption keys,  
15 administrative object private header keys, stationary object private header keys, traveling object private header keys, download/initialization keys, backup keys, trail keys, and management file keys.

20 As discussed above, preferred embodiment Key and Tag Manager 558 supports requests to adjust or convolute keys to make new keys that are produced in a deterministic way dependent on site and/or time, for example. Key convolution is an algorithmic process that acts on a key and some set of input

parameter(s) to yield a new key. It can be used, for example, to increase the number of keys available for use without incurring additional key storage space. It may also be used, for example, as a process to "age" keys by incorporating the value of real-time  
5 RTC 528 as parameters. It can be used to make keys site specific by incorporating aspects of the site ID as parameters.

Key and Tag Manager 558 also provides services relating to tag generation and management. In the preferred  
10 embodiment, transaction and access tags are preferably stored by SPE 503 (HPE 655) in protected memory (e.g., within the NVRAM 534b of SPU 500). These tags may be generated by key and tag manager 558. They are used to, for example, check access rights to, validate and correlate data elements. For  
15 example, they may be used to ensure components of the secured data structures are not tampered with outside of the SPU 500. Key and tag manager 558 may also support a trail transaction tag and a communications transaction tag.

20 **SPU Summary Services Manager 560**

SPE 503 maintains an audit trail in reprogrammable non-volatile memory within the SPU 500 and/or in secure database 610. This audit trail may consist of an audit summary of budget activity for financial purposes, and a security summary of SPU



use. When a request is made to the SPU, it logs the request as having occurred and then notes whether the request succeeded or failed. All successful requests may be summed and stored by type in the SPU 500. Failure information, including the  
5 elements listed below, may be saved along with details of the failure:

10

<b>Control Information Retained in an SPE on Access Failures</b>
Object ID
User ID
Type of failure
Time of failure

15

This information may be analyzed to detect cracking attempts or to determine patterns of usage outside expected (and budgeted) norms. The audit trail histories in the SPU 500 may be retained  
20 until the audit is reported to the appropriate parties. This will allow both legitimate failure analysis and attempts to cryptoanalyze the SPU to be noted.

Summary services manager 560 may store and maintain  
25 this internal summary audit information. This audit information can be used to check for security breaches or other aspects of the operation of SPE 503. The event summaries may

be maintained, analyzed and used by SPE 503 (HPE 655) or a VDE administrator to determine and potentially limit abuse of electronic appliance 600. In the preferred embodiment, such parameters may be stored in secure memory (e.g., within the NVRAM 534b of SPU 500).

There are two basic structures for which summary services are used in the preferred embodiment. One (the "event summary data structure") is VDE administrator specific and keeps track of events. The event summary structure may be maintained and audited during periodic contact with VDE administrators. The other is used by VDE administrators and/or distributors for overall budget. A VDE administrator may register for event summaries and an overall budget summary at the time an electronic appliance 600 is initialized. The overall budget summary may be reported to and used by a VDE administrator in determining distribution of consumed budget (for example) in the case of corruption of secure management files 610.

Participants that receive appropriate permissions can register their processes (e.g., specific budgets) with summary services manager 560, which may then reserve protected memory space (e.g., within NVRAM 534b) and keep desired use and/or access parameters. Access to and modification of each summary can be controlled by its own access tag.

The following table shows an example of a list of PPE summary service manager 560 service calls:

Call Name	Description
5 Create summary info	Create a summary service if the user has a "ticket" that permits her to request this service.
Get value	Return the current value of the summary service. The caller must present an appropriate tag (and/or "ticket") to use this request.
Set value	Set the value of a summary service.
Increment	Increment the specified summary service(e.g., a scalar meter summary data area). The caller must present an appropriate tag (and/or "ticket") to use this request.
10 Destroy	Destroy the specified summary service if the user has a tag and/or "ticket" that permits them to request this service.

In the preferred embodiment, the event summary data structure uses a fixed event number to index into a look up table. The look up table contains a value that can be configured as a counter or a counter plus limit. Counter mode may be used by VDE administrators to determine device usage. The limit mode may be used to limit tampering and attempts to misuse the electronic appliance 600. Exceeding a limit will result in SPE

503 (HPE 655) refusing to service user requests until it is reset by a VDE administrator. Calls to the system wide event summary process may preferably be built into all load modules that process the events that are of interest.

5

The following table shows examples of events that may be separately metered by the preferred embodiment event summary data structure:

10

Event Type	
Successful Events	Initialization completed successfully.
	User authentication accepted.
	Communications established.
	Channel loads set for specified values.
	Decryption completed.
	Key information updated.
	New budget created or existing budget updated.
	New billing information generated or existing billing updated.
	New meter set up or existing meter updated.
	New PERC created or existing PERC updated.
	New objects registered.
	Administrative objects successfully processed.
	Audit processed successfully.

	All other events.
Failed Events	Initialization failed.
	Authentication failed.
	Communication attempt failed.
	Request to load a channel failed.
	Validation attempt unsuccessful.
	Link to subsidiary item failed correlation tag match.
	Authorization attempt failed.
	Decryption attempt failed.
	Available budget insufficient to complete requested procedure.
	Audit did not occur.
	Administrative object did not process correctly.
	Other failed events.

Another, "overall currency budget" summary data  
 5 structure maintained by the preferred embodiment summary  
 services manager 560 allows registration of VDE electronic  
 appliance 600. The first entry is used for an overall currency  
 budget consumed value, and is registered by the VDE  
 administrator that first initializes SPE 503 (HPE 655). Certain  
 10 currency consuming load modules and audit load modules that  
 complete the auditing process for consumed currency budget may  
 call the summary services manager 560 to update the currency  
 consumed value. Special authorized load modules may have

access to the overall currency summary, while additional summaries can be registered for by individual providers.

5 **SPE Authentication Manager/Service Communications Manager 564**

The Authentication Manager/Service Communications Manager 564 supports calls for user password validation and "ticket" generation and validation. It may also support secure  
 10 communications between SPE 503 and an external node or device (e.g., a VDE administrator or distributor). It may support the following examples of authentication-related service requests in the preferred embodiment:

15

Call Name	Description
<b>User Services</b>	
Create User	Creates a new user and stores Name Services Records (NSRs) for use by the Name Services Manager 752.
Authenticate User	Authenticates a user for use of the system. This request lets the caller authenticate as a specific user ID. Group membership is also authenticated by this request. The authentication returns a "ticket" for the user.
Delete User	Deletes a user's NSR and related records.
<b>Ticket Services</b>	
Generate Ticket	Generates a "ticket" for use of one or more services.

20

Authenticate Ticket	Authenticates a "ticket."
------------------------	---------------------------

5            Not included in the table above are calls to the secure  
communications service. The secure communications service  
provided by manager 564 may provide (e.g., in conjunction with  
low-level services manager 582 if desired) secure  
communications based on a public key (or others) challenge-  
10            response protocol. This protocol is discussed in further detail  
elsewhere in this document. Tickets identify users with respect  
to the electronic appliance 600 in the case where the appliance  
may be used by multiple users. Tickets may be requested by and  
returned to VDE software applications through a ticket-granting  
15            protocol (e.g., Kerberos). VDE components may require tickets to  
be presented in order to authorize particular services.

#### **SPE Secure Database Manager 566**

20            Secure database manager 566 retrieves, maintains and  
stores secure database records within secure database 610 on  
memory external to SPE 503. Many of these secure database  
files 610 are in encrypted form. All secure information retrieved  
by secure database manager 566 therefore must be decrypted by  
encrypt/decrypt manager 556 before use. Secure information  
25            (e.g., records of use) produced by SPE 503 (HPE 655) which must

be stored external to the secure execution environment are also encrypted by encrypt/decrypt manager 556 before they are stored via secure database manager 566 in a secure database file 610.

5           For each VDE item loaded into SPE 503, Secure Database manager 566 in the preferred embodiment may search a master list for the VDE item ID, and then check the corresponding transaction tag against the one in the item to ensure that the item provided is the current item. Secure Database Manager  
10           566 may maintain list of VDE item ID and transaction tags in a "hash structure" that can be paged into SPE 503 to quickly locate the appropriate VDE item ID. In smaller systems, a look up table approach may be used. In either case, the list should be structured as a pagable structure that allows VDE item ID to be  
15           located quickly.

          The "hash based" approach may be used to sort the list into "hash buckets" that may then be accessed to provide more rapid and efficient location of items in the list. In the "hash  
20           based" approach, the VDE item IDs are "hashed" through a subset of the full item ID and organized as pages of the "hashed" table. Each "hashed" page may contain the rest of the VDE item ID and current transaction tag for each item associated with that page. The "hash" table page number may be derived from the



components of the VDE item ID, such as distribution ID, item ID, site ID, user ID, transaction tag, creator ID, type and/or version. The hashing algorithm (both the algorithm itself and the parameters to be hashed) may be configurable by a VDE administrator on a site by site basis to provide optimum hash page use. An example of a hash page structure appears below:

10	<b>Field</b>
	<b>Hash Page Header</b>
	Distributor ID
	Item ID
	Site ID
	User ID
15	Transaction Tag
	<b>Hash Page Entry</b>
	Creator ID
	Item ID
	Type
20	Version
	Transaction Tag

In this example, each hash page may contain all of the VDE item IDs and transaction tags for items that have identical distributor ID, item ID, and user ID fields (site ID will be fixed for a given electronic appliance 600). These four pieces of information may thus be used as hash algorithm parameters.

The "hash" pages may themselves be frequently updated, and should carry transaction tags that are checked each time a "hash" page is loaded. The transaction tag may also be updated each time a "hash" page is written out.

5

As an alternative to the hash-based approach, if the number of updatable items is kept small (such as in a dedicated consumer electronic appliance 600), then assigning each updatable item a unique sequential site record number as part of its VDE item ID may allow a look up table approach to be used. Only a small number of bytes of transaction tag are needed per item, and a table transaction tag for all frequently updatable items can be kept in protected memory such as SPU NVRAM 534b.

10

15

#### **Random Value Generator Manager 565**

Random Value Generator Manager 565 may generate random values. If a hardware-based SPU random value generator 542 is present, the Random Value Generator Manager 565 may use it to assist in generating random values.

20

#### **Other SPE RPC Services 592**

Other authorized RPC services may be included in SPU 500 by having them "register" themselves in the RPC Services

Table and adding their entries to the RPC Dispatch Table. For example, one or more component assemblies 690 may be used to provide additional services as an integral part of SPE 503 and its associated operating system. Requests to services not registered in these tables will be passed out of SPE 503 (HPE 655) for external servicing.

### **SPE 503 Performance Considerations**

Performance of SPE 503 (HPE 655) is a function of:

- complexity of the component assemblies used
- number of simultaneous component assembly operations
- amount of internal SPU memory available
- speed of algorithm for block encryption/decryption

The complexity of component assembly processes along with the number of simultaneous component assembly processes is perhaps the primary factor in determining performance. These factors combine to determine the amount of code and data and must be resident in SPU 500 at any one time (the minimum device size) and thus the number of device size "chunks" the processes must be broken down into. Segmentation inherently increases run time size over simpler models. Of course, feature limited versions of SPU 500 may be implemented using significantly smaller amounts of RAM 534. "Aggregate" load

modules as described above may remove flexibility in configuring VDE structures and also further limit the ability of participants to individually update otherwise separated elements, but may result in a smaller minimum device size. A very simple metering version of SPU 500 can be constructed to operate with minimal device resources.

The amount of RAM 534 internal to SPU 500 has more impact on the performance of the SPE 503 than perhaps any other aspect of the SPU. The flexible nature of VDE processes allows use of a large number of load modules, methods and user data elements. It is impractical to store more than a small number of these items in ROM 532 within SPU 500. Most of the code and data structures needed to support a specific VDE process will need to be dynamically loaded into the SPU 500 for the specific VDE process when the process is invoked. The operating system within SPU 500 then may page in the necessary VDE items to perform the process. The amount of RAM 534 within SPU 500 will directly determine how large any single VDE load module plus its required data can be, as well as the number of page swaps that will be necessary to run a VDE process. The SPU I/O speed, encryption/decryption speed, and the amount of internal memory 532, 534 will directly affect the number of page swaps required in the device. Insecure external

memory may reduce the wait time for swapped pages to be loaded into SPU 500, but will still incur substantial encryption/decryption penalty for each page.

5           In order to maintain security, SPE 503 must encrypt and cryptographically seal each block being swapped out to a storage device external to a supporting SPU 500, and must similarly decrypt, verify the cryptographic seal for, and validate each block as it is swapped into SPU 500. Thus, the data movement and  
10 encryption/decryption overhead for each swap block has a very large impact on SPE performance.

          The performance of an SPU microprocessor 520 may not significantly impact the performance of the SPE 503 it supports  
15 if the processor is not responsible for moving data through the encrypt/decrypt engine 522.

#### **VDE Secure Database 610**

          VDE 100 stores separately deliverable VDE elements in a  
20 secure (e.g., encrypted) database 610 distributed to each VDE electronic appliance 610. The database 610 in the preferred embodiment may store and/or manage three basic classes of VDE items:

          VDE objects,

VDE process elements, and  
 VDE data structures.

5 The following table lists examples of some of the VDE  
 items stored in or managed by information stored in secure  
 database 610:

<b>Class</b>		<b>Brief Description</b>
Objects	Content Objects	Provide a container for content.
	Administrative Objects	Provide a container for information used to keep VDE 100 operating.
	Traveling Objects	Provide a container for content and control information.
	Smart Objects	Provide a container for (user-specified) processes and data.
10 Process Elements	Method Cores	Provide a mechanism to relate events to control mechanisms and permissions.
	Load Modules ("LMs")	Secure (tamper-resistant) executable code.
	Method Data Elements ("MDEs")	Independently deliverable data structures used to control/customize methods.
Data Structures	Permissions Records ("PERCs")	Permissions to use objects; "blueprints" to build component assemblies.

Class		Brief Description
	User Data Elements ("UDEs")	Basic data structure for storing information used in conjunction with load modules.
	Administrative Data Structures	Used by VDE node to maintain administrative information.

Each electronic appliance 600 may have an instance of a secure database 610 that securely maintains the VDE items.

5 Figure 16 shows one example of a secure database 610. The secure database 610 shown in this example includes the following VDE-protected items:

- one or more PERCs 808;
- methods 1000 (including static and dynamic method
- 10 "cores" 1000, and MDEs 1202);
- Static UDEs 1200a and Dynamic UDEs 1200b; and
- load modules 1100.

Secure database 610 may also include the following

15 additional data structures used and maintained for administrative purposes:

- an "object registry" 450 that references an object storage 728 containing one or more VDE objects;
- name service records 452; and

- configuration records 454 (including site configuration records 456 and user configuration records 458).

5           Secure database 610 in the preferred embodiment does not include VDE objects 300, but rather references VDE objects stored, for example, on file system 687 and/or in a separate object repository 728. Nevertheless, an appropriate "starting point" for understanding VDE-protected information may be a discussion  
10 of VDE objects 300.

#### VDE Objects 300

VDE 100 provides a media independent container model for encapsulating content. Figure 17 shows an example of a  
15 "logical" structure or format 800 for an object 300 provided by the preferred embodiment.

The generalized "logical object" structure 800 shown in Figure 17 used by the preferred embodiment supports digital  
20 content delivery over any currently used media. "Logical object" in the preferred embodiment may refer collectively to: content; computer software and/or methods used to manipulate, record, and/or otherwise control use of said content; and permissions, limitations, administrative control information and/or



requirements applicable to said content, and/or said computer software and/or methods. Logical objects may or may not be stored, and may or may not be present in, or accessible to, any given electronic appliance 600. The content portion of a logical object may be organized as information contained in, not  
5 contained in, or partially contained in one or more objects.

Briefly, the Figure 17 "logical object" structure 800 in the preferred embodiment includes a public header 802, private  
10 header 804, a "private body" 806 containing one or more methods 1000, permissions record(s) (PERC) 808 (which may include one or more key blocks 810), and one or more data blocks or areas 812. These elements may be "packaged" within a "container" 302. This generalized, logical object structure 800 is used in the  
15 preferred embodiment for different types of VDE objects 300 categorized by the type and location of their content.

The "container" concept is a convenient metaphor used to give a name to the collection of elements required to make use of  
20 content or to perform an administrative-type activity. Container 302 typically includes identifying information, control structures and content (e.g., a property or administrative data). The term "container" is often (e.g., Bento/OpenDoc and OLE) used to describe a collection of information stored on a computer

system's secondary storage system(s) or accessible to a computer system over a communications network on a "server's" secondary storage system. The "container" 302 provided by the preferred embodiment is not so limited or restricted. In VDE 100, there is  
5 no requirement that this information is stored together, received at the same time, updated at the same time, used for only a single object, or be owned by the same entity. Rather, in VDE 100 the container concept is extended and generalized to include real-time content and/or online interactive content passed to an  
10 electronic appliance over a cable, by broadcast, or communicated by other electronic communication means.

Thus, the "complete" VDE container 302 or logical object structure 800 may not exist at the user's location (or any other  
15 location, for that matter) at any one time. The "logical object" may exist over a particular period of time (or periods of time), rather than all at once. This concept includes the notion of a "virtual container" where important container elements may exist either as a plurality of locations and/or over a sequence of  
20 time periods (which may or may not overlap). Of course, VDE 100 containers can also be stored with all required control structures and content together. This represents a continuum: from all content and control structures present in a single

container, to no locally accessible content or container specific control structures.

5           Although at least some of the data representing the object is typically encrypted and thus its structure is not discernible, within a PPE 650 the object may be viewed logically as a "container" 302 because its structure and components are automatically and transparently decrypted.

10           A container model merges well with the event-driven processes and ROS 602 provided by the preferred embodiment. Under this model, content is easily subdivided into small, easily manageable pieces, but is stored so that it maintains the structural richness inherent in unencrypted content. An object  
15           oriented container model (such as Bento/OpenDoc or OLE) also provides many of the necessary "hooks" for inserting the necessary operating system integration components, and for defining the various content specific methods.

20           In more detail, the logical object structure 800 provided by the preferred embodiment includes a public (or unencrypted) header 802 that identifies the object and may also identify one or more owners of rights in the object and/or one or more distributors of the object. Private (or encrypted) header 804 may

include a part or all of the information in the public header and further, in the preferred embodiment, will include additional data for validating and identifying the object 300 when a user attempts to register as a user of the object with a service  
5 clearinghouse, VDE administrator, or an SPU 500.  
Alternatively, information identifying one or more rights owners and/or distributors of the object may be located in encrypted form within encrypted header 804, along with any of said additional validating and identifying data.

10

Each logical object structure 800 may also include a "private body" 806 containing or referencing a set of methods 1000 (i.e., programs or procedures) that control use and distribution of the object 300. The ability to optionally  
15 incorporate different methods 1000 with each object is important to making VDE 100 highly configurable. Methods 1000 perform the basic function of defining what users (including, where appropriate, distributors, client administrators, etc.), can and cannot do with an object 300. Thus, one object 300 may come  
20 with relatively simple methods, such as allowing unlimited viewing within a fixed period of time for a fixed fee (such as the newsstand price of a newspaper for viewing the newspaper for a period of one week after the paper's publication), while other

objects may be controlled by much more complicated (e.g., billing and usage limitation) methods.

5 Logical object structure 800 shown in Figure 17 may also include one or more PERCs 808. PERCs 808 govern the use of an object 300, specifying methods or combinations of methods that must be used to access or otherwise use the object or its contents. The permission records 808 for an object may include key block(s) 810, which may store decryption keys for accessing the  
10 content of the encrypted content stored within the object 300.

The content portion of the object is typically divided into portions called data blocks 812. Data blocks 812 may contain any sort of electronic information, such as, "content," including  
15 computer programs, images, sound, VDE administrative information, etc. The size and number of data blocks 812 may be selected by the creator of the property. Data blocks 812 need not all be the same size (size may be influenced by content usage, database format, operating system, security and/or other  
20 considerations). Security will be enhanced by using at least one key block 810 for each data block 812 in the object, although this is not required. Key blocks 810 may also span portions of a plurality of data blocks 812 in a consistent or pseudo-random manner. The spanning may provide additional security by

applying one or more keys to fragmented or seemingly random pieces of content contained in an object 300, database, or other information entity.

5           Many objects 300 that are distributed by physical media and/or by "out of channel" means (e.g., redistributed after receipt by a customer to another customer) might not include key blocks 810 in the same object 300 that is used to transport the content protected by the key blocks. This is because VDE objects may  
10 contain data that can be electronically copied outside the confines of a VDE node. If the content is encrypted, the copies will also be encrypted and the copier cannot gain access to the content unless she has the appropriate decryption key(s). For objects in which maintaining security is particularly important,  
15 the permission records 808 and key blocks 810 will frequently be distributed electronically, using secure communications techniques (discussed below) that are controlled by the VDE nodes of the sender and receiver. As a result, permission records 808 and key blocks 810 will frequently, in the preferred  
20 embodiment, be stored only on electronic appliances 600 of registered users (and may themselves be delivered to the user as part of a registration/initialization process). In this instance, permission records 808 and key blocks 810 for each property can be encrypted with a private DES key that is stored only in the

secure memory of an SPU 500, making the key blocks unusable on any other user's VDE node. Alternately, the key blocks 810 can be encrypted with the end user's public key, making those key blocks usable only to the SPU 500 that stores the  
5 corresponding private key (or other, acceptably secure, encryption/security techniques can be employed).

In the preferred embodiment, the one or more keys used to encrypt each permission record 808 or other management  
10 information record will be changed every time the record is updated (or after a certain one or more events). In this event, the updated record is re-encrypted with new one or more keys. Alternately, one or more of the keys used to encrypt and decrypt management information may be "time aged" keys that  
15 automatically become invalid after a period of time. Combinations of time aged and other event triggered keys may also be desirable: for example keys may change after a certain number of accesses, and/or after a certain duration of time or absolute point in time. The techniques may also be used  
20 together for any given key or combination of keys. The preferred embodiment procedure for constructing time aged keys is a one-way convolution algorithm with input parameters including user and site information as well as a specified portion of the real time value provided by the SPU RTC 528. Other techniques for

time aging may also be used, including for example techniques that use only user or site information, absolute points in time, and/or duration of time related to a subset of activities related to using or decrypting VDE secured content or the use of the VDE system.

VDE 100 supports many different types of "objects" 300 having the logical object structure 800 shown in Figure 17. Objects may be classified in one sense based on whether the protection information is bound together with the protected information. For example, a container that is bound by its control(s) to a specific VDE node is called a "stationary object" (see Figure 18). A container that is not bound by its control information to a specific VDE node but rather carries sufficient control and permissions to permit its use, in whole or in part, at any of several sites is called a "Traveling Object" (see Figure 19).

Objects may be classified in another sense based on the nature of the information they contain. A container with information content is called a "Content Object" (see Figure 20). A container that contains transaction information, audit trails, VDE structures, and/or other VDE control/administrative information is called an "Administrative Object" (see Figure 21). Some containers that contain executable code operating under



VDE control (as opposed to being VDE control information) are called "Smart Objects." Smart Objects support user agents and provide control for their execution at remote sites. There are other categories of objects based upon the location, type and  
5 access mechanism associated with their content, that can include combinations of the types mentioned above. Some of these objects supported by VDE 100 are described below. Some or all of the data blocks 812 shown in Figure 17 may include "embedded" content, administrative, stationary, traveling and/or  
10 other objects.

#### 1. Stationary Objects

Figure 18 shows an example of a "Stationary Object" structure 850 provided by the preferred embodiment.  
15 "Stationary Object" structure 850 is intended to be used only at specific VDE electronic appliance/installations that have received explicit permissions to use one or more portions of the stationary  
object. Therefore, stationary object structure 850 does not contain a permissions record (PERC) 808; rather, this  
20 permissions record is supplied and/or delivered separately (e.g., at a different time, over a different path, and/or by a different party) to the appliance/installation 600. A common PERC 808 may be used with many different stationary objects.

As shown in Figure 18, public header 802 is preferably "plaintext" (i.e., unencrypted). Private header 804 is preferably encrypted using at least one of many "private header keys." Private header 804 preferably also includes a copy of

5 identification elements from public header 802, so that if the identification information in the plaintext public header is tampered with, the system can determine precisely what the tamperer attempted to alter. Methods 1000 may be contained in a section called the "private body" 806 in the form of object local

10 methods, load modules, and/or user data elements. This private body (method) section 806 is preferably encrypted using one or more private body keys contained in the separate permissions record 808. The data blocks 812 contain content (information or administrative) that may be encrypted using one or more content

15 keys also provided in permissions record 808.

## 2. Traveling Objects

Figure 19 shows an example of a "traveling object" structure 860 provided by the preferred embodiment. Traveling

20 objects are objects that carry with them sufficient information to enable at least some use of at least a portion of their content when they arrive at a VDE node:

Traveling object structure 860 may be the same as stationary object structure 850 shown in Figure 18 except that the traveling object structure includes a permissions record (PERC) 808 within private header 804. The inclusion of PERC 808 within traveling object structure 860 permits the traveling object to be used at any VDE electronic appliance/participant 600 (in accordance with the methods 1000 and the contained PERC 808).

10 "Traveling" objects are a class of VDE objects 300 that can specifically support "out of channel" distribution. Therefore, they include key blocks 810 and are transportable from one electronic appliance 600 to another. Traveling objects may come with a quite limited usage related budget so that a user may use, in whole or part, content (such as a computer program, game, or database) and evaluate whether to acquire a license or further license or purchase object content. Alternatively, traveling object PERCs 808 may contain or reference budget records with, for example:

- 20 (a) budget(s) reflecting previously purchased rights or credit for future licensing or purchasing and enabling at least one or more types of object content usage, and/or

- (b) budget(s) that employ (and may debit) available credit(s) stored on and managed by the local VDE node in order to enable object content use, and/or
- 5 (c) budget(s) reflecting one or more maximum usage criteria before a report to a local VDE node (and, optionally, also a report to a clearinghouse) is required and which may be followed by a reset allowing further usage, and/or modification of one or
- 10 more of the original one or more budget(s).

As with standard VDE objects 300, a user may be required to contact a clearinghouse service to acquire additional budgets if the user wishes to continue to use the traveling object after the

15 exhaustion of an available budget(s) or if the traveling object (or a copy thereof) is moved to a different electronic appliance and the new appliance does not have a available credit budget(s) that

corresponds to the requirements stipulated by permissions record 808.

20

For example, a traveling object PERC 808 may include a reference to a required budget VDE 1200 or budget options that may be found and/or are expected to be available. For example, the budget VDE may reference a consumer's VISA, MC, AMEX,

or other "generic" budget that may be object independent and may be applied towards the use of a certain or classes of traveling object content (for example any movie object from a class of traveling objects that might be Blockbuster Video rentals). The budget VDE itself may stipulate one or more classes of objects it may be used with, while an object may specifically reference a certain one or more generic budgets. Under such circumstances, VDE providers will typically make information available in such a manner as to allow correct referencing and to enable billing handling and resulting payments.

Traveling objects can be used at a receiving VDE node electronic appliance 600 so long as either the appliance carries the correct budget or budget type (e.g. sufficient credit available from a clearinghouse such as a VISA budget) either in general or for specific one or more users or user classes, or so long as the traveling object itself carries with it sufficient budget allowance or an appropriate authorization (e.g., a stipulation that the traveling object may be used on certain one or more installations or installation classes or users or user classes where classes correspond to a specific subset of installations or users who are represented by a predefined class identifiers stored in a secure database 610). After receiving a traveling object, if the user

(and/or installation) doesn't have the appropriate budget(s) and/or authorizations, then the user could be informed by the electronic appliance 600 (using information stored in the traveling object) as to which one or more parties the user could  
5 contact. The party or parties might constitute a list of alternative clearinghouse providers for the traveling object from which the user selects his desired contact).

As mentioned above, traveling objects enable objects 300 to  
10 be distributed "Out-Of-Channel:" that is, the object may be distributed by an unauthorized or not explicitly authorized individual to another individual. "Out of channel" includes paths of distribution that allow, for example, a user to directly redistribute an object to another individual. For example, an  
15 object provider might allow users to redistribute copies of an object to their friends and associates (for example by physical delivery of storage media or by delivery over a computer network) such that if a friend or associate satisfies any certain criteria required for use of said object, he may do so.

20

For example, if a software program was distributed as a traveling object, a user of the program who wished to supply it or a usable copy of it to a friend would normally be free to do so. Traveling Objects have great potential commercial significance,

since useful content could be primarily distributed by users and through bulletin boards, which would require little or no distribution overhead apart from registration with the "original" content provider and/or clearinghouse.

5

The "out of channel" distribution may also allow the provider to receive payment for usage and/or otherwise maintain at least a degree of control over the redistributed object. Such certain criteria might involve, for example, the registered presence at a user's VDE node of an authorized third party financial relationship, such as a credit card, along with sufficient available credit for said usage.

10

15

Thus, if the user had a VDE node, the user might be able to use the traveling object if he had an appropriate, available budget available on his VDE node (and if necessary, allocated to him), and/or if he or his VDE node belonged to a specially authorized group of users or installations and/or if the traveling object carried its own budget(s).

20

Since the content of the traveling object is encrypted, it can be used only under authorized circumstances unless the traveling object private header key used with the object is broken—a potentially easier task with a traveling object as

compared to, for example, permissions and/or budget information since many objects may share the same key, giving a cryptanalyst both more information in cyphertext to analyze and a greater incentive to perform cryptanalysis.

5

In the case of a "traveling object," content owners may distribute information with some or all of the key blocks 810 included in the object 300 in which the content is encapsulated. Putting keys in distributed objects 300 increases the exposure to attempts to defeat security mechanisms by breaking or  
10 cryptanalyzing the encryption algorithm with which the private header is protected (e.g., by determining the key for the header's encryption). This breaking of security would normally require considerable skill and time, but if broken, the algorithm and key could be published so as to allow large numbers of individuals  
15 who possess objects that are protected with the same key(s) and algorithm(s) to illegally use protected information. As a result, placing keys in distributed objects 300 may be limited to content that is either "time sensitive" (has reduced value after the  
20 passage of a certain period of time), or which is somewhat limited in value, or where the commercial value of placing keys in objects (for example convenience to end-users, lower cost of eliminating the telecommunication or other means for delivering keys and/or permissions information and/or the ability to



supporting objects going "out-of-channel") exceeds the cost of vulnerability to sophisticated hackers. As mentioned elsewhere, the security of keys may be improved by employing convolution techniques to avoid storing "true" keys in a traveling object, 5 although in most cases using a shared secret provided to most or all VDE nodes by a VDE administrator as an input rather than site ID and/or time in order to allow objects to remain independent of these values.

10 As shown in Figure 19 and discussed above, a traveling object contains a permissions record 808 that preferably provides at least some budget (one, the other, or both, in a general case). Permission records 808 can, as discussed above, contain a key 15 block(s) 810 storing important key information. PERC 808 may also contain or refer to budgets containing potentially valuable quantities/values. Such budgets may be stored within a traveling object itself, or they may be delivered separately and protected by highly secure communications keys and administrative object keys and management database 20 techniques.

The methods 1000 contained by a traveling object will typically include an installation procedure for "self registering" the object using the permission records 808 in the object (e.g., a

REGISTER method). This may be especially useful for objects  
that have time limited value, objects (or properties) for which the  
end user is either not charged or is charged only a nominal fee  
(e.g., objects for which advertisers and/or information publishers  
5 are charged based on the number of end users who actually  
access published information), and objects that require widely  
available budgets and may particularly benefit from  
out-of-channel distribution (e.g., credit card derived budgets for  
objects containing properties such as movies, software programs,  
10 games, etc.). Such traveling objects may be supplied with or  
without contained budget UDEs.

One use of traveling objects is the publishing of software,  
where the contained permission record(s) may allow potential  
15 customers to use the software in a demonstration mode, and  
possibly to use the full program features for a limited time before  
having to pay a license fee, or before having to pay more than an  
initial trial fee. For example, using a time based billing method  
and budget records with a small pre-installed time budget to  
20 allow full use of the program for a short period of time. Various  
control methods may be used to avoid misuse of object contents.  
For example, by setting the minimum registration interval for  
the traveling object to an appropriately large period of time (e.g.,

a month, or six months or a year), users are prevented from re-using the budget records in the same traveling object.

Another method for controlling the use of traveling objects is to include time-aged keys in the permission records that are incorporated in the traveling object. This is useful generally for traveling objects to ensure that they will not be used beyond a certain date without re-registration, and is particularly useful for traveling objects that are electronically distributed by broadcast, network, or telecommunications (including both one and two way cable), since the date and time of delivery of such traveling objects aging keys can be set to accurately correspond to the time the user came into possession of the object.

Traveling objects can also be used to facilitate "moving" an object from one electronic appliance to another. A user could move a traveling object, with its incorporated one or more permission records from a desktop computer, for example, to his notebook computer. A traveling object might register its user within itself and thereafter only be useable by that one user. A traveling object might maintain separate budget information, one for the basic distribution budget record, and another for the "active" distribution budget record of the registered user. In this

way, the object could be copied and passed to another potential user, and then could be a portable object for that user.

5           Traveling objects can come in a container which contains other objects. For example, a traveling object container can include one or more content objects and one or more administrative objects for registering the content object(s) in an end user's object registry and/or for providing mechanisms for enforcing permissions and/or other security functions. Contained  
10 administrative objects may be used to install necessary permission records and or budget information in the end user's electronic appliance.

### Content Objects

15           Figure 20 shows an example of a VDE content object structure 880. Generally, content objects 880 include or provide information content. This "content" may be any sort of electronic information. For example, content may include: computer software, movies, books, music, information databases,  
20 multimedia information, virtual reality information, machine instructions, computer data files, communications messages and/or signals, and other information, at least a portion of which is used and/or manipulated by one or more electronic appliances. VDE 100 can also be configured for authenticating, controlling,

and/or auditing electronic commercial transactions and  
communications such as inter-bank transactions, electronic  
purchasing communications, and the transmission of, auditing  
of, and secure commercial archiving of, electronically signed  
5 contracts and other legal documents; the information used for  
these transactions may also be termed "content." As mentioned  
above, the content need not be physically stored within the object  
container but may instead be provided separately at a different  
time (e.g., a real time feed over a cable).

10

Content object structure 880 in the particular example  
shown in Figure 20 is a type of stationary object because it does  
not include a PERC 808. In this example, content object  
structure 880 includes, as at least part of its content 812, at least  
15 one embedded content object 882 as shown in Figure 5A.  
Content object structure 880 may also include an administrative  
object 870. Thus, objects provided by the preferred embodiment  
may include one or more "embedded" objects.

20

### **Administrative Objects**

Figure 21 shows an example of an administrative object  
structure 870 provided by the preferred embodiment. An  
"administrative object" generally contains permissions,  
administrative control information, computer software and/or

methods associated with the operation of VDE 100.

Administrative objects may also or alternatively contain records of use, and/or other information used in, or related to, the operation of VDE 100. An administrative object may be distinguished from a content object by the absence of VDE protected "content" for release to an end user for example. Since objects may contain other objects, it is possible for a single object to contain one or more content containing objects and one or more administrative objects. Administrative objects may be used to transmit information between electronic appliances for update, usage reporting, billing and/or control purposes. They contain information that helps to administer VDE 100 and keep it operating properly. Administrative objects generally are sent between two VDE nodes, for example, a VDE clearinghouse service, distributor, or client administrator and an end user's electronic appliance 600.

Administrative object structure 870 in this example includes a public header 802, private header 804 (including a "PERC" 808) and a "private body" 806 containing methods 1000. Administrative object structure 870 in this particular example shown in Figure 20 is a type of traveling object because it contains a PERC 808, but the administrative object could exclude the PERC 808 and be a stationary object. Rather than storing

information content. administrative object structure 870 stores  
"administrative information content" 872. Administrative  
information content 872 may, for example, comprise a number of  
records 872a, 872b, . . . 872n each corresponding to a different  
5 "event." Each record 872a, 872b, . . . 872n may include an  
"event" field 874, and may optionally include a parameter field  
876 and/or a data field 878. These administrative content  
records 872 may be used by VDE 100 to define events that may  
be processed during the course of transactions, e.g., an event  
10 designed to add a record to a secure database might include  
parameters 896 indicating how and where the record should be  
stored and data field 878 containing the record to be added. In  
another example, a collection of events may describe a financial  
transaction between the creator(s) of an administrative object  
15 and the recipient(s), such as a purchase, a purchase order, or an  
invoice. Each event record 872 may be a set of instructions to be  
executed by the end user's electronic appliance 600 to make an  
addition or modification to the end user's secure database 610,  
for example. Events can perform many basic management  
20 functions, for example: add an object to the object registry,  
including providing the associated user/group record(s), rights  
records, permission record and/or method records; delete audit  
records (by "rolling up" the audit trail information into, for  
example, a more condensed, e.g. summary form, or by actual

deletion); add or update permissions records 808 for previously registered objects; add or update budget records; add or update user rights records; and add or update load modules.

5           In the preferred embodiment, an administrative object may be sent, for example, by a distributor, client administrator, or, perhaps, a clearinghouse or other financial service provider, to an end user, or, alternatively, for example, by an object creator to a distributor or service clearinghouse. Administrative objects,  
10           for example, may increase or otherwise adjust budgets and/or permissions of the receiving VDE node to which the administrative object is being sent. Similarly, administrative objects containing audit information in the data area 878 of an event record 872 can be sent from end users to distributors,  
15           and/or clearinghouses and/or client administrators, who might themselves further transmit to object creators or to other participants in the object's chain of handling.

### **Methods**

20           Methods 1000 in the preferred embodiment support many of the operations that a user encounters in using objects and communicating with a distributor. They may also specify what method fields are displayable to a user (e.g., use events, user request events, user response events, and user display events).



Additionally, if distribution capabilities are supported in the method, then the method may support distribution activities, distributor communications with a user about a method, method modification, what method fields are displayable to a distributor, and any distribution database checks and record keeping (e.g., distribution events, distributor request events, and distributor response events).

Given the generality of the existing method structure, and the diverse array of possibilities for assembling methods, a generalized structure may be used for establishing relationships between methods. Since methods 1000 may be independent of an object that requires them during any given session, it is not possible to define the relationships within the methods themselves. "Control methods" are used in the preferred embodiment to define relationships between methods. Control methods may be object specific, and may accommodate an individual object's requirements during each session.

A control method of an object establishes relationships between other methods. These relationships are parameterized with explicit method identifiers when a record set reflecting desired method options for each required method is constructed during a registration process.

An "aggregate method" in the preferred embodiment represents a collection of methods that may be treated as a single unit. A collection of methods that are related to a specific property, for example, may be stored in an aggregate method.

5 This type of aggregation is useful from an implementation point of view because it may reduce bookkeeping overhead and may improve overall database efficiency. In other cases, methods may be aggregated because they are logically coupled. For example, two budgets may be linked together because one of the

10 budgets represents an overall limitation, and a second budget represents the current limitation available for use. This would arise if, for example, a large budget is released in small amounts over time.

15 For example, an aggregate method that includes meter, billing and budget processes can be used instead of three separate methods. Such an aggregate method may reference a single "load module" 1100 that performs all of the functions of the three separate load modules and use only one user data

20 element that contains meter, billing and budget data. Using an aggregate method instead of three separate methods may minimize overall memory requirements, database searches, decryptions, and the number of user data element writes back to a secure database 610. The disadvantage of using an aggregate

method instead of three separate methods can be a loss of some flexibility on the part of a provider and user in that various functions may no longer be independently replaceable.

5           Figure 16 shows methods 1000 as being part of secure database 610.

10           A "method" 1000 provided by the preferred embodiment is a collection of basic instructions and information related to the basic instructions, that provides context, data, requirements and/or relationships for use in performing, and/or preparing to perform, the basic instructions in relation to the operation of one or more electronic appliances 600. As shown in Figure 16, methods 1000 in the preferred embodiment are represented in  
15           secure database 610 by:

- method "cores" 1000';
- Method Data Elements (MDEs) 1202;
- User Data Elements (UDEs) 1200; and
- Data Description Elements (DTDs).

20

Method "core" 1000' in the preferred embodiment may contain or reference one or more data elements such as MDEs 1202 and UDEs 1200. In the preferred embodiment, MDEs 1202 and UDEs 1200 may have the same general characteristics, the

main difference between these two types of data elements being that a UDE is preferably tied to a particular method as well as a particular user or group of users, whereas an MDE may be tied to a particular method but may be user independent. These

5 MDE and UDE data structures 1200, 1202 are used in the preferred embodiment to provide input data to methods 1000, to receive data outputted by methods, or both. MDEs 1202 and UDEs 1200 may be delivered independently of method cores 1000' that reference them, or the data structures may be

10 delivered as part of the method cores. For example, the method core 1000' in the preferred embodiment may contain one or more MDEs 1202 and or UDEs 1200 (or portions thereof). Method core 1000' may, alternately or in addition, reference one or more MDE and/or UDE data structures that are delivered

15 independently of method core(s) that reference them.

Method cores 1000' in the preferred embodiment also reference one or more "load modules" 1100. Load modules 1100 in the preferred embodiment comprise executable code, and may

20 also include or reference one or more data structures called "data descriptor" ("DTD") information. This "data descriptor" information may, for example, provide data input information to the DTD interpreter 590. DTDs may enable load modules 1100

to access (e.g., read from and/or write to) the MDE and/or UDE data elements 1202, 1200.

5 Method cores 1000' may also reference one or more DTD and/or MDE data structures that contain a textual description of their operations suitable for inclusion as part of an electronic contract. The references to the DTD and MDE data structures may occur in the private header of the method core 1000', or may be specified as part of the event table described below.

10

Figure 22 shows an example of a format for a method core 1000' provided by the preferred embodiment. A method core 1000' in the preferred embodiment contains a method event table 1006 and a method local data area 1008. Method event table 1006 lists "events." These "events" each reference "load modules" 1100 and/or PERCs 808 that control processing of an event. Associated with each event in the list is any static data necessary to parameterize the load module 1000 or permissions record 808, and reference(s) into method user data area 1008 that are needed to support that event. The data that parameterizes the load module 1100 can be thought of, in part, as a specific function call to the load module, and the data elements corresponding to it may be thought of as the input and/or output data for that specific function call.

20

Method cores 1000' can be specific to a single user, or they may be shared across a number of users (e.g., depending upon the uniqueness of the method core and/or the specific user data element). Specifically, each user/group may have its own UDE 1200 and use a shared method core 1000'. This structure allows for lower database overhead than when associating an entire method core 1000' with a user/group. To enable a user to use a method, the user may be sent a method core 1000' specifying a UDE 1200. If that method core 1000' already exists in the site's secure database 610, only the UDE 1200 may need to be added. Alternately, the method may create any required UDE 1200 at registration time.

The Figure 22 example of a format for a method core 1000' provided by the preferred embodiment includes a public (unencrypted) header 802, a private (encrypted) header 804, method event table 1006, and a method local data area 1008.

An example of a possible field layout for method core 1000' public header 802 is shown in the following table:

Field Type		Description
Method ID	Creator ID	Site ID of creator of this method.
	Distributor ID	Distributor of this method (e.g., last change).
	Type ID	Constant, indicates method "type."
	Method ID	Unique sequence number for this method.
	Version ID	Version number of this method.
Other classification information	Class ID	ID to support different method "classes."
	Type ID	ID to support method type compatible searching.
Descriptive Information	Description(s)	Textual description(s) of the method.
	Event Summary	Summary of event classes (e.g., USE) that this method supports.

5

10

An example of a possible field layout for private header

804 is shown below:

Field Type	Description	
5 Copy of Public Header 802 Method ID and "Other Classification Information"	Method ID from Public Header	
Descriptive Information	# of Events	# of events supported in this method.
10 Access and Reference Tags	Access tag	Tags used to determine if this method is the correct method under management by the SPU; ensure that the method core 1000' is used only under appropriate circumstances.
	Validation tag	
	Correlation tag	
Data Structure Reference	Optional Reference to DTD(s) and/or MDE(s)	
Check Value	Check value for Private Header and method event table.	
Check Value for Public Header	Check Value for Public Header	

15



Referring once again to Figure 22, method event table 1006 may in the preferred embodiment include from 1 to N method event records 1012. Each of these method event records 1012 corresponds to a different event the method 1000 represented by method core 1000' may respond to. Methods 1000 in the preferred embodiment may have completely different behavior depending upon the event they respond to. For example, an AUDIT method may store information in an audit trail UDE 1200 in response to an event corresponding to a user's use of an object or other resource. This same AUDIT method may report the stored audit trail to a VDE administrator or other participant in response to an administrative event such as, for example, a timer expiring within a VDE node or a request from another VDE participant to report the audit trail. In the preferred embodiment, each of these different events may be represented by an "event code." This "event code" may be passed as a parameter to a method when the method is called, and used to "look up" the appropriate method event record 1012 within method event table 1006. The selected method event record 1012, in turn, specifies the appropriate information (e.g., load module(s) 1100, data element UDE(s) and MDE(s) 1200, 1202, and/or PERC(s) 808) used to construct a component assembly 690 for execution in response to the event that has occurred.

Thus, in the preferred embodiment, each method event record 1012 may include an event field 1014, a LM/PERC reference field 1016, and any number of data reference fields 1018. Event fields 1014 in the preferred embodiment may contain a "event code" or other information identifying the corresponding event. The LM/PERC reference field 1016 may provide a reference into the secure database 610 (or other "pointer" information) identifying a load module 1100 and/or a PERC 808 providing (or referencing) executable code to be loaded and executed to perform the method in response to the event. Data reference fields 1018 may include information referencing a UDE 1200 or a MDE 1202. These data structures may be contained in the method local data area 1008 of the method core 1000', or they may be stored within the secure database 610 as independent deliverables.

The following table is an example of a possible more detailed field layout for a method event record 1012:

20

Field Type	Description
Event Field 1014	Identifies corresponding event.
Access tag	Secret tag to grant access to this row of the method event record.

20

5

10

Field Type		Description
LM/PERC Reference Field 1016	DB ID or offset/size	Database reference (or local pointer).
	Correlation tag	Correlation tag to assert when referencing this element.
# of Data Element Reference Fields		Count of data reference fields in the method event record.
Data Reference Field 1	UDE ID or offset/size	Database 610 reference (or local pointer).
	Correlation tag	Correlation tag to assert when referencing this element.
...		
Data Reference Field n	UDE ID or offset/size	Database 610 reference (or local pointer).
	Correlation tag	Correlation tag to assert when referencing this element.

15

**Load Modules**

Figure 23 is an example of a load module 1100 provided by the preferred embodiment. In general, load modules 1100 represent a collection of basic functions that are used for control operations.

20

Load module 1100 contains code and static data (that is functionally the equivalent of code), and is used to perform the basic operations of VDE 100. Load modules 1100 will generally

be shared by all the control structures for all objects in the system, though proprietary load modules are also permitted. Load modules 1100 may be passed between VDE participants in administrative object structures 870, and are usually stored in secure database 610. They are always encrypted and authenticated in both of these cases. When a method core 1000' references a load module 1100, a load module is loaded into the SPE 503, decrypted, and then either passed to the electronic appliance microprocessor for executing in an HPE 655 (if that is where it executes), or kept in the SPE (if that is where it executes). If no SPE 503 is present, the load module may be decrypted by the HPE 655 prior to its execution.

Load module creation by parties is preferably controlled by a certification process or a ring based SPU architecture. Thus, the process of creating new load modules 1100 is itself a controlled process, as is the process of replacing, updating or deleting load modules already stored in a secured database 610.

A load module 1100 is able to perform its function only when executed in the protected environment of an SPE 503 or an HPE 655 because only then can it gain access to the protected elements (e.g., UDEs 1200, other load modules 1100) on which it operates. Initiation of load module execution in this

environment is strictly controlled by a combination of access tags, validation tags, encryption keys, digital signatures and/or correlation tags. Thus, a load module 1100 may only be referenced if the caller knows its ID and asserts the shared secret correlation tag specific to that load module. The decrypting SPU may match the identification token and local access tag of a load module after decryption. These techniques make the physical replacement of any load module 1100 detectable at the next physical access of the load module. Furthermore, load modules 1100 may be made "read only" in the preferred embodiment. The read-only nature of load modules 1100 prevents the write-back of load modules that have been tampered with in non-secure space.

Load modules are not necessarily directly governed by PERCs 808 that control them, nor must they contain any time/date information or expiration dates. The only control consideration in the preferred embodiment is that one or more methods 1000 reference them using a correlation tag (the value of a protected object created by the load module's owner, distributed to authorized parties for inclusion in their methods, and to which access and use is controlled by one or more PERCs 808). If a method core 1000' references a load module 1100 and asserts the proper correlation tag (and the load module satisfies

the internal tamper checks for the SPE 503), then that load module can be loaded and executed, or it can be acquired from, shipped to, updated, or deleted by, other systems.

5           As shown in Figure 23, load modules 1100 in the preferred embodiment may be constructed of a public (unencrypted) header 802, a private (encrypted) header 804, a private body 1106 containing the encrypted executable code, and one or more data description elements ("DTDs") 1108. The DTDs 1108 may be stored within a load module 1100, or they may be references to  
 10           static data elements stored in secure database 610.

The following is an example of a possible field layout for load module public header 802:

15

Field Type	Description
LM ID	VDE ID of Load Module.
Creator ID	Site ID of creator of this load module.
Type ID	Constant indicates load module type.

Field Type		Description
	LM ID	Unique sequence number for this load module, which uniquely identifies the load module in a sequence of load modules created by an authorized VDE participant.
	Version ID	Version number of this load module.
Other classification information	Class ID	ID to support different load module classes.
	Type ID	ID to support method type compatible searching.
Descriptive Information	Description	Textual description of the load module.
	Execution space code	Value that describes what execution space (e.g., SPE or HPE) this load module.

5  
10  
15

Many load modules 1100 contain code that executes in an SPE 503. Some load modules 1100 contain code that executes in an HPE 655. This allows methods 1000 to execute in whichever environment is appropriate. For example, an INFORMATION method 1000 can be built to execute only in SPE 503 secure space for government classes of security, or in an HPE 655 for commercial applications. As described above, the load module public header 802 may contain an "execution space code" field

that indicates where the load module 1100 needs to execute.  
 This functionality also allows for different SPE instruction sets  
 as well as different user platforms, and allows methods to be  
 constructed without dependencies on the underlying load module  
 5 instruction set.

Load modules 1100 operate on three major data areas: the  
 stack, load module parameters, and data structures. The stack  
 and execution memory size required to execute the load module  
 10 1100 are preferably described in private header 804, as are the  
 data descriptions from the stack image on load module call,  
 return, and any return data areas. The stack and dynamic areas  
 are described using the same DTD mechanism. The following is  
 an example of a possible layout for a load module private header  
 15 1104:

Field Type		Description
Copy of some or all of information from public header 802		Object ID from Public Header.
Other classification information	Check Value	Check Value for Public Header.
Descriptive Information	LM Size	Size of executable code block.
	LM Exec Size	Executable code size for the load module.
	LM Exec Stack	Stack size required for the load module.



	Execution space code	Code that describes the execution space for this load module.
Access and reference tags	Access tag	Tags used to determine if the load module is the correct LM requested by the SPE.
	Validation tag	
	Correlation tag	Tag used to determine if the caller of the LM has the right to execute this LM.
	Digital Signature	Used to determine if the LM executable content is intact and was created by a trusted source (one with a correct certificate for creating LMs).
Data record descriptor information	DTD count	Number of DTDs that follow the code block.
	DTD 1 reference	If locally defined, the physical size and offset in bytes of the first DTD defined for this LM.  If publicly referenced DTD, this is the DTD ID and the correlation tag to permit access to the record.
	---	
	DTD N reference	If locally defined, the physical size and offset in bytes of the Nth DTD defined for this LM.  If publicly referenced DTD, this is the DTD ID and the correlation tag to permit access to the record.
Check Value		Check Value for entire LM.

5

10

Each load module 1100 also may use DTD 1108 information to provide the information necessary to support building methods from a load module. This DTD information

contains the definition expressed in a language such as SGML for the names and data types of all of the method data fields that the load module supports, and the acceptable ranges of values that can be placed in the fields. Other DTDs may describe the function of the load module 1100 in English for inclusion in an electronic contract, for example.

The next section of load module 1100 is an encrypted executable body 1106 that contains one or more blocks of encrypted code. Load modules 1100 are preferably coded in the "native" instruction set of their execution environment for efficiency and compactness. SPU 500 and platform providers may provide versions of the standard load modules 1100 in order to make their products cooperate with the content in distribution mechanisms contemplated by VDE 100. The preferred embodiment creates and uses native mode load modules 1100 in lieu of an interpreted or "p-code" solution to optimize the performance of a limited resource SPU. However, when sufficient SPE (or HPE) resources exist and/or platforms have sufficient resources, these other implementation approaches may improve the cross platform utility of load module code.

The following is an example of a field layout for a load module DTD 1108:

Field Type	Description	
5 DTD ID		Uses Object ID from Private Header.
	Creator ID	Site ID of creator of this DTD.
	Type ID	Constant.
	DTD ID	Unique sequence number for this DTD.
	Version ID	Version number of this DTD.
Descriptive Information	DTD Size	Size of DTD block.
Access and reference tags	Access tag	Tags used to determine if the DTD is the correct DTD requested by the SPE.
	Validation tag	
	Correlation tag	Tag used to determine if the caller of this DTD has the right to use the DTD.
10 DTD Body	DTD Data Definition 1	
	DTD Data Definition 2	
	⋮	
	DTD Data Definition N	
	Check Value	Check Value for entire DTD record.

Some examples of how load modules 1100 may use DTDs 1108 include:

- 15 • Increment data element (defined by name in DTD3) value in data area DTD4 by value in DTD1

- Set data element (defined by name in DTD3) value in data area DTD4 to value in DTD3
- 5 • Compute atomic element from event in DTD1 from table in DTD3 and return in DTD2
- Compute atomic element from event in DTD1 from equation in DTD3 and return in DTD2
- 10 • Create load module from load module creation template referenced in DTD3
- Modify load module in DTD3 using content in DTD4
- 15 • Destroy load module named in DTD3

Commonly used load modules 1100 may be built into a SPU 500 as space permits. VDE processes that use built-in load modules 1100 will have significantly better performance than

20 processes that have to find, load and decrypt external load modules. The most useful load modules 1100 to build into a SPU might include scaler meters, fixed price billing, budgets and load modules for aggregate methods that perform these three processes.

25

**User Data Elements (UDEs) 1200 and Method Data Elements (MDEs) 1202**

User Data Elements (UDEs) 1200 and Method Data

30 Elements (MDEs) 1202 in the preferred embodiment store data.

There are many types of UDEs 1200 and MDEs 1202 provided by the preferred embodiment. In the preferred embodiment, each of these different types of data structures shares a common overall format including a common header definition and naming

5 scheme. Other UDEs 1200 that share this common structure include "local name services records" (to be explained shortly) and account information for connecting to other VDE participants. These elements are not necessarily associated with an individual user, and may therefore be considered MDEs 1202.

10 All UDEs 1200 and all MDEs 1202 provided by the preferred embodiment may, if desired, (as shown in Figure 16) be stored in a common physical table within secure database 610, and database access processes may commonly be used to access all of these different types of data structures.

15

In the preferred embodiment, PERCs 808 and user rights table records are types of UDE 1200. There are many other types of UDEs 1200/MDEs 1202, including for example, meters, meter trails, budgets, budget trails, and audit trails. Different

20 formats for these different types of UDEs/MDEs are defined, as described above, by SGML definitions contained within DTDs 1108. Methods 1000 use these DTDs to appropriately access UDEs/MDEs 1200, 1202.

Secure database 610 stores two types of items: static and dynamic. Static data structures and other items are used for information that is essentially static information. This includes load modules 1100, PERCs 808, and many components of methods. These items are not updated frequently and contain expiration dates that can be used to prevent "old" copies of the information from being substituted for newly received items. These items may be encrypted with a site specific secure database file key when they are stored in the secure database 610, and then decrypted using that key when they are loaded into the SPE.

Dynamic items are used to support secure items that must be updated frequently. The UDEs 1200 of many methods must be updated and written out of the SPE 503 after each use. Meters and budgets are common examples of this. Expiration dates cannot be used effectively to prevent substitution of the previous copy of a budget UDE 1200. To secure these frequently updated items, a transaction tag is generated and included in the encrypted item each time that item is updated. A list of all VDE item IDs and the current transaction tag for each item is maintained as part of the secure database 610.

Figure 24 shows an example of a user data element ("UDE") 1200 provided by the preferred embodiment. As shown in Figure 24, UDE 1200 in the preferred embodiment includes a public header 802, a private header 804, and a data area 1206.

5 The layout for each of these user data elements 1200 is generally defined by an SGML data definition contained within a DTD 1108 associated with one or more load modules 1100 that operate on the UDE 1200.

10 UDEs 1200 are preferably encrypted using a site specific key once they are loaded into a site. This site-specific key masks a validation tag that may be derived from a cryptographically strong pseudo-random sequence by the SPE 503 and updated each time the record is written back to the secure database 610.

15 This technique provides reasonable assurance that the UDE 1200 has not been tampered with nor substituted when it is requested by the system for the next use.

Meters and budgets are perhaps among the most common data structures in VDE 100. They are used to count and record events, and also to limit events. The data structures for each meter and budget are determined by the content provider or a distributor/redistributor authorized to change the information.

20 Meters and budgets, however, generally have common

information stored in a common header format (e.g., user ID, site ID and related identification information).

The content provider or distributor/redistributor may specify data structures for each meter and budget UDE. Although these data structures vary depending upon the particular application, some are more common than others. The following table lists some of the more commonly occurring data structures for METER and BUDGET methods:

10

Field type	Format	Typical Use	Description or Use
Ascending Use Counter	byte, short, long, or unsigned versions of the same widths	Meter/Budget	Ascending count of uses.
Descending Use Counter	byte, short, long, or unsigned versions of the same widths	Budget	Descending count of permitted use; eg., remaining budget.
Counter/Limit	2, 4 or 8 byte integer split into two related bytes or words	Meter/Budget	usage limits since a specific time; generally used in compound meter data structures.
Bitmap	Array bytes	Meter/Budget	Bit indicator of use or ownership.
Wide bitmap	Array of bytes	Meter/Budget	Indicator of use or ownership that may age with time.
Last Use Date	time t	Meter/Budget	Date of last use.

15



Field type	Format	Typical Use	Description or Use
Start Date	time_t	Budget	Date of first allowable use.
Expiration Date	time_t	Meter/Budget	Expiration Date.
Last Audit Date	time_t	Meter/Budget	Date of last audit.
Next Audit Date	time_t	Meter/Budget	Date of next required audit.
Auditor	VDE ID	Meter/Budget	VDE ID of authorized auditor.

5

The information in the table above is not complete or comprehensive, but rather is intended to show some examples of types of information that may be stored in meter and budget related data structures. The actual structure of particular meters and budgets is determined by one or more DTDs 1108 associated with the load modules 1100 that create and manipulate the data structure. A list of data types permitted by the DTD interpreter 590 in VDE 100 is extensible by properly authorized parties.

15

Figure 25 shows an example of one particularly advantageous kind of UDE 1200 data area 1206. This data area 1206 defines a "map" that may be used to record usage information. For example, a meter method 1000 may maintain one or more "usage map" data areas 1206. The usage map may

20

be a "usage bit map" in the sense that it stores one or more bits of information (i.e., a single or multi-dimensional bit image) corresponding to each of several types or categories of usage. Usage maps are an efficient means for referencing prior usage.

5 For example, a usage map data area may be used by a meter method 1000 to record all applicable portions of information content that the user has paid to use, thus supporting a very efficient and flexible means for allowing subsequent user usage of the same portions of the information content. This may enable

10 certain VDE related security functions such as "contiguousness," "logical relatedness," randomization of usage, and other usage types. Usage maps may be analyzed for other usage patterns (e.g., quantity discounting, or for enabling a user to reaccess information content for which the user previously paid for

15 unlimited usage).

The "usage map" concept provided by the preferred embodiment may be tied to the concept of "atomic elements." In the preferred embodiment, usage of an object 300 may be

20 metered in terms of "atomic elements." In the preferred embodiment, an "atomic element" in the metering context defines a unit of usage that is "sufficiently significant" to be recorded in a meter. The definition of what constitutes an "atomic element" is determined by the creator of an object 300. For instance, a

"byte" of information content contained in an object 300 could be defined as an "atomic element," or a record of a database could be defined as an "atomic element," or each chapter of an electronically published book could be defined as an "atomic element."

An object 300 can have multiple sets of overlapping atomic elements. For example, an access to any database in a plurality of databases may be defined as an "atomic element."

Simultaneously, an access to any record, field of records, sectors of informations, and/or bytes contained in any of the plurality of databases might also be defined as an "atomic element." In an electronically published newspaper, each hundred words of an article could be defined as an "atomic element," while articles of more than a certain length could be defined as another set of "atomic elements." Some portions of a newspaper (e.g., advertisements, the classified section, etc.) might not be mapped into an atomic element.

The preferred embodiment provides an essentially unbounded ability for the object creator to define atomic element types. Such atomic element definitions may be very flexible to accommodate a wide variety of different content usage. Some examples of atomic element types supported by the preferred

embodiment include bytes, records, files, sectors, objects, a quantity of bytes, contiguous or relatively contiguous bytes (or other predefined unit types), logically related bytes containing content that has some logical relationship by topic, location or  
5 other user specifiable logic of relationship, etc. Content creators preferably may flexibly define other types of atomic elements.

The preferred embodiment of the present invention provides EVENT methods to provide a mapping between usage  
10 events and atomic elements. Generally, there may be an EVENT method for each different set of atomic elements defined for an object 300. In many cases, an object 300 will have at least one type of atomic element for metering relating to billing, and at least one other atomic element type for non-billing related  
15 metering (e.g., used to, for example, detect fraud, bill advertisers, and/or collect data on end user usage activities).

In the preferred embodiment, each EVENT method in a usage related context performs two functions: (1) it maps an  
20 accessed event into a set of zero or more atomic elements, and (2) it provides information to one or more METER methods for metering object usage. The definition used to define this mapping between access events and atomic elements may be in the form of a mathematical definition, a table, a load module, etc.

When an EVENT method maps an access request into "zero" atomic elements, a user accessed event is not mapped into any atomic element based on the particular atomic element definition that applies. This can be, for example, the object owner is not  
5 interested in metering usage based on such accesses (e.g., because the object owner deems such accesses to be insignificant from a metering standpoint).

A "usage map" may employ a "bit map image" for storage  
10 of usage history information in a highly efficient manner. Individual storage elements in a usage map may correspond to atomic elements. Different elements within a usage map may correspond to different atomic elements (e.g., one map element may correspond to number of bytes read, another map element  
15 may correspond to whether or not a particular chapter was opened, and yet another map element may correspond to some other usage event).

One of the characteristics of a usage map provided by the  
20 preferred embodiment of the present invention is that the significance of a map element is specified, at least in part, by the position of the element within the usage map. Thus, in a usage map provided by the preferred embodiment, the information indicated or encoded by a map element is a function of its

position (either physically or logically) within the map structure.

As one simple example, a usage map for a twelve-chapter novel could consist of twelve elements, one for each chapter of the novel. When the user opens the first chapter, one or more bits

5 within the element corresponding to the first chapter could be changed in value (e.g., set to "one"). In this simple example where the owner of the content object containing the novel was interested only in metering which chapters had been opened by the user, the usage map element corresponding to a chapter

10 could be set to "one" the first time the user opened that corresponding chapter, and could remain "one" no matter how many additional times the user opened the chapter. The object owner or other interested VDE participant would be able to rapidly and efficiently tell which chapter(s) had been opened by

15 the user simply by examining the compact usage map to determine which elements were set to "one."

Suppose that the content object owner wanted to know how many times the user had opened each chapter of the novel.

20 In this case, the usage map might comprise, for a twelve-chapter novel, twelve elements each of which has a one-to-one correspondence with a different one of the twelve chapters of the novel. Each time a user opens a particular chapter, the corresponding METER method might increment the value

contained in the corresponding usage map element. In this way, an account could be readily maintained for each of the chapters of the novel.

5           The position of elements within a usage map may encode a multi-variable function. For example, the elements within a usage map may be arranged in a two-dimensional array as shown in Figure 25B. Different array coordinates could correspond to independent variables such as, for example, atomic  
10 elements and time. Suppose, as an example, that a content object owner distributes an object containing a collection of audio recordings. Assume further that the content object owner wants to track the number of times the user listens to each recording within the collection, and also wants to track usage based on  
15 month of the year. Thus, assume that the content object owner wishes to know how many times the user during the month of January listened to each of the recordings on a recording-by-recording basis, similarly wants to know this same information for the month of February, March, etc. In this case, the usage  
20 map (see Figure 25B) might be defined as a two-dimensional array of elements. One dimension of the array might encode audio recording number. The other dimension of the array might encode month of the year. During the month of January, the corresponding METER method would increment elements in the

array in the "January" column of the array, selecting which  
element to increment as a function of recording number. When  
January comes to an end, the METER method might cease  
writing into the array elements in the January column, and  
5 instead write values into a further set of February array  
elements—once again selecting the particular array element in  
this column as a function of recording number. This concept may  
be extended to N dimensions encoding N different variables.

10 Usage map meters are thus an efficient means for  
referencing prior usage. They may be used to enable certain  
VDE related security functions such as testing for  
contiguosness (including relative contiguosness), logical  
relatedness (including relative logical relatedness), usage  
15 randomization, and other usage patterns. For example, the  
degree or character of the "randomness" of content usage by a  
user might serve as a potential indicator of attempts to  
circumvent VDE content budget limitations. A user or groups of  
users might employ multiple sessions to extract content in a  
20 manner which does not violate contiguosness, logical  
relatedness or quantity limitations, but which nevertheless  
enables reconstruction of a material portion or all of a given,  
valuable unit of content. Usage maps can be analyzed to  
determine other patterns of usage for pricing such as, for



- example, quantity discounting after usage of a certain quantity of any or certain atomic units, or for enabling a user to reaccess an object for which the user previously paid for unlimited accesses (or unlimited accesses over a certain time duration).
- 5 Other useful analyses might include discounting for a given atomic unit for a plurality of uses.

10 A further example of a map meter includes storing a record of all applicable atomic elements that the user has paid to use (or alternatively, has been metered as having used, though payment may not yet have been required or made). Such a usage map would support a very efficient and flexible way to allow subsequent user usage of the same atomic elements.

15 A further usage map could be maintained to detect fraudulent usage of the same object. For example, the object might be stored in such a way that sequential access of long blocks should never occur. A METER method could then record all applicable atomic elements accesses during, for example, any  
20 specified increment of time, such as ten minutes, an hour, a day, a month, a year, or other time duration). The usage map could be analyzed at the end of the specified time increment to check for an excessively long contiguous set of accessed blocks, and/or could be analyzed at the initiation of each access to applicable

atomic elements. After each time duration based analysis, if no fraudulent use is detected, the usage map could be cleared (or partially cleared) and the mapping process could begin in whole or in part anew. If a fraudulent use pattern is suspected or detected, that information might be recorded and the use of the object could be halted. For example, the user might be required to contact a content provider who might then further analyze the usage information to determine whether or not further access should be permitted.

Figure 25c shows a particular type of "wide bit map" usage record 1206 wherein each entry in the usage record corresponds to usage during a particular time period (e.g., current month usage, last month's usage, usage in the month before last, etc.). The usage record shown thus comprises an array of "flags" or fields 1206, each element in the array being used to indicate usage in a different time period in this particular example. When a time period ends, all elements 1206 in the array may be shifted one position, and thus usage information (or the purchase of user access rights) over a series of time periods can be reflected by a series of successive array elements. In the specific example shown in Figure 25c, the entire wide array 1206 is shifted by one array position each month, with the oldest array element being deleted and the new array element being "turned"

in a new array map corresponding to the current time period. In this example, record 1302 tracks usage access rights and/or other usage related activities during the present calendar month as well for the five immediately prior calendar months.

5 Corresponding billing and/or billing method 406 may inspect the map, determine usage as related to billing and/or security monitoring for current usage based on a formula that employs the usage data stored in the record, and updates the wide record to indicate the applicable array elements for which usage  
10 occurred or the like. A wide bit map may also be used for many other purposes such as maintaining an element by element count of usage, or the contiguousness, relatedness, etc. function described above, or some combination of functionality.

15 Audit trail maps may be generated at any frequency determined by control, meter, budget and billing methods and load modules associated with those methods. Audit trails have a similar structure to meters and budgets and they may contain user specific information in addition to information about the  
20 usage event that caused them to be created. Like meters and budgets, audit trails have a dynamic format that is defined by the content provider or their authorized designee, and share the basic element types for meters and budgets shown in the table above. In addition to these types, the following table lists some

examples of other significant data fields that may be found in  
audit trails:

	Field type	Format	Typical Use	Description of Use
5	Use Event ID	unsigned long	Meter/Budget/ Billing	Event ID that started a processing sequence.
	Internal Sequence Number	unsigned long	Meter/Budget/ Billing	Transaction number to help detect audits that have been tampered with.
10	Atomic Element(s) & Object ID	Unsigned integer(s) of appropriate width	Meter/Billing	Atomic element(s) and ID of object that was used.
	Personal User Information	Character or other information	Budget/Billing	Personal information about user.
	Use Date/Time	time_t	Meter/Budget/ Billing	Date/time of use.
15	Site ID/User ID	VDE ID	Meter/Budget/ Billing	VDE ID of user.

Audit trail records may be automatically combined into single records to conserve header space. The combination  
20 process may, for example, occur under control of a load module that creates individual audit trail records.

**Permissions Record Overview**

Figure 16 also shows that PERCs 808 may be stored as  
25 part of secure database 610. Permissions records ("PERCs") 808

are at the highest level of the data driven control hierarchy provided by the preferred embodiment of VDE 100. Basically, there is at least one PERC 808 that corresponds to each information and/or transactional content distributed by VDE 100. Thus, at least one PERC 808 exists for each VDE object 300 in the preferred embodiment. Some objects may have multiple corresponding PERCs 808. PERC 808 controls how access and/or manipulation permissions are distributed and/or how content and/or other information may otherwise be used. PERC 808 also specifies the "rights" of each VDE participant in and to the content and/or other information.

In the preferred embodiment, no end user may use or access a VDE object unless a permissions record 808 has been delivered to the end user. As discussed above, a PERC 808 may be delivered as part of a traveling object 860 or it may be delivered separately (for example, within an administrative object). An electronic appliance 600 may not access an object unless a corresponding PERC 808 is present, and may only use the object and related information as permitted by the control structures contained within the PERC.

Briefly, the PERC 808 stores information concerning the methods, method options, decryption keys and rights with respect to a corresponding VDE object 300.

5           PERC 808 includes control structures that define high level categories or classifications of operations. These high level categories are referred to as "rights." The "right" control structures, in turn, provide internal control structures that reference "methods" 1000. The internal structure of preferred  
10           embodiment PERC 808 organizes the "methods" that are required to perform each allowable operation on an object or associated control structure (including operations performed on the PERC itself). For example, PERC 808 contains decryption  
15           keys for the object, and usage of the keys is controlled by the methods that are required by the PERC for performing operations associated with the exercise of a "right."

          PERC 808 for an object is typically created when the object is created, and future substantive modifications of a PERC, if  
20           allowed, are controlled by methods associated with operations using the distribution right(s) defined by the same (or different) PERC.

Figure 22 shows the internal structures present in an example of a PERC 808 provided by the preferred embodiment. All of the structures shown represent (or reference) collections of methods required to process a corresponding object in some specific way. PERCs 808 are organized as a hierarchical structure, and the basic elements of the hierarchy are as follows:

5

    "rights" records 906

        "control sets" 914

            "required method" records 920 and

10

                "required method options" 924.

There are other elements that may be included in a PERC 808 hierarchy that describe rules and the rule options to support the negotiation of rule sets and control information for smart objects and for the protection of a user's personal information by a privacy filter. These alternate elements may include:

15

    optional rights records

    optional control sets

    optional method records

20

    permitted rights records

    permitted rights control sets

    permitted method records

    required DTD descriptions

    optional DTD descriptions

permitted DTD descriptions

5 These alternate fields can control other processes that may, in part, base negotiations or decisions regarding their operation on the contents of these fields. Rights negotiation, smart object control information, and related processes can use these fields for more precise control of their operation.

10 The PERC 808 shown in Figure 26 includes a PERC header 900, a CS0 ("control set 0") 902, private body keys 904, and one or more rights sub-records 906. Control set 0 902 in the preferred embodiment contains information that is common to one or more "rights" associated with an object 300. For example, a particular "event" method or methods might be the same for usage rights, extraction rights and/or other rights. In that case, 15 "control set 0" 902 may reference this event that is common across multiple "rights." The provision of "control set 0" 902 is actually an optimization, since it would be possible to store different instances of a commonly-used event within each of plural "rights" records 906 of a PERC 808.

20

Each rights record 906 defines a different "right" corresponding to an object. A "right" record 906 is the highest level of organization present in PERC 808. There can be several different rights in a PERC 808. A "right" represents a major



functional partitioning desired by a participant of the basic architecture of VDE 100. For example, the right to use an object and the right to distribute rights to use an object are major functional groupings within VDE 100. Some examples of possible rights include access to content, permission to distribute rights to access content, the ability to read and process audit trails related to content and/or control structures, the right to perform transactions that may or may not be related to content and/or related control structures (such as banking transactions, catalog purchases, the collection of taxes, EDI transactions, and such), and the ability to change some or all of the internal structure of PERCs created for distribution to other users. PERC 808 contains a rights record 906 for each type of right to object access/use the PERC grants.

Normally, for VDE end users, the most frequently granted right is a usage right. Other types of rights include the "extraction right," the "audit right" for accessing audit trail information of end users, and a "distribution right" to distribute an object. Each of these different types of rights may be embodied in a different rights record 906 (or alternatively, different PERCs 808 corresponding to an object may be used to grant different rights).

Each rights record 906 includes a rights record header 908,  
a CSR ("control set for right") 910, one or more "right keys" 912,  
and one or more "control sets" 914. Each "rights" record 906  
contains one or more control sets 914 that are either required or  
selectable options to control an object in the exercise of that  
"right." Thus, at the next level, inside of a "right" 906, are control  
sets 914. Control sets 914, in turn, each includes a control set  
header 916, a control method 918, and one or more required  
methods records 920. Required methods records 920, in turn,  
each includes a required method header 922 and one or more  
required method options 924.

Control sets 914 exist in two types in VDE 100: common  
required control sets which are given designations "control set 0"  
or "control set for right," and a set of control set options. "Control  
set 0" 902 contains a list of required methods that are common to  
all control set options, so that the common required methods do  
not have to be duplicated in each control set option. A "control  
set for right" ("CSR") 910 contains a similar list for control sets  
within a given right. "Control set 0" and any "control sets for  
rights" are thus, as mentioned above, optimizations; the same  
functionality for the control sets can be accomplished by listing  
all the common required methods in each control set option and  
omitting "control set 0" and any "control sets for rights."

One of the control set options, "control set 0" and the appropriate "control set for right" together form a complete control set necessary to exercise a right.

5            Each control set option contains a list of required methods 1000 and represents a different way the right may be exercised. Only one of the possible complete control sets 914 is used at any one time to exercise a right in the preferred embodiment.

10           Each control set 914 contains as many required methods records 920 as necessary to satisfy all of the requirements of the creators and/or distributors for the exercise of a right. Multiple ways a right may be exercised, or multiple control sets that govern how a given right is exercised, are both supported. As an  
15           example, a single control set 914 might require multiple meter and budget methods for reading the object's content, and also require different meter and budget methods for printing an object's content. Both reading and printing an object's content can be controlled in a single control set 914.

20

             Alternatively, two different control set options could support reading an object's content by using one control set option to support metering and budgeting the number of bytes read, and the other control set option to support metering and

budgeting the number of paragraphs read. One or the other of these options would be active at a time.

5 Typically, each control set 914 will reference a set of related methods, and thus different control sets can offer a different set of method options. For example, one control set 914 may represent one distinct kind of metering methodology, and another control set may represent another, entirely different distinct metering methodology.

10

At the next level inside a control set 914 are the required methods records 920. Methods records 920 contain or reference methods 1000 in the preferred embodiment. Methods 1000 are a collection of "events," references to load modules associated with these events, static data, and references to a secure database 610 for automatic retrieval of any other separately deliverable data elements that may be required for processing events (e.g., UDEs). A control set 914 contains a list of required methods that must be used to exercise a specific right (i.e., process events associated with a right). A required method record 920 listed in a control set 914 indicates that a method must exist to exercise the right that the control set supports. The required methods may reference "load modules" 1100 to be discussed below.

20

Briefly, load modules 1100 are pieces of executable code that may be used to carry out required methods.

5 Each control set 914 may have a control method record 918  
as one of its required methods. The referenced control method  
may define the relationships between some or all of the various  
10 methods 1000 defined by a control set 906. For example, a  
control method may indicate which required methods are  
functionally grouped together to process particular events, and  
the order for processing the required methods. Thus, a control  
15 method may specify that required method referenced by record  
920(a)(1)(i) is the first to be called and then its output is to go to  
required method referenced by record 920(a)(1)(ii) and so on. In  
this way, a meter method may be tied to one or more billing  
20 methods and then the billing methods may be individually tied  
to different budget methods, etc.

Required method records 920 specify one or more required  
method options 924. Required method options are the lowest  
25 level of control structure in a preferred embodiment PERC 808.  
By parameterizing the required methods and specifying the  
required method options 924 independently of the required  
methods, it becomes possible to reuse required methods in many  
different circumstances.

For example, a required method record 920 may indicate that an actual budget method ID must be chosen from the list of budget method IDs in the required method option list for that required method. Required method record 920 in this case does  
5 not contain any method IDs for information about the type of method required, it only indicates that a method is required. Required method option 924 contains the method ID of the method to be used if this required method option is selected. As a further optimization, an actual method ID may be stored if  
10 only one option exists for a specific required method. This allows the size of this data structure to be decreased.

PERC 808 also contains the fundamental decryption keys for an object 300, and any other keys used with "rights" (for  
15 encoding and/or decoding audit trails, for example). It may contain the keys for the object content or keys to decrypt portions of the object that contain other keys that then can be used to decrypt the content of the object. Usage of the keys is controlled by the control sets 914 in the same "right" 906 within PERC 808.

20

In more detail, Figure 26 shows PERC 808 as including private body keys 904, and right keys 912. Private body keys 904 are used to decrypt information contained within a private

body 806 of a corresponding VDE object 300. Such information may include, for example, methods 1000, load modules 1100 and/or UDEs 1200, for example. Right keys 912 are keys used to exercise a right in the preferred embodiment. Such right keys  
5 912 may include, for example, decryption keys that enable a method specified by PERC 808 to decrypt content for release by a VDE node to an end user. These right keys 912 are, in the preferred embodiment, unique to an object 300. Their usage is preferably controlled by budgets in the preferred embodiment.

10

#### Detailed Example of a PERC 808

Figures 26A and 26B show one example of a preferred embodiment PERC 808. In this example, PERC header 900 includes:

15

a site record number 926,

a field 928 specifying the length of the private body  
key block,

a field 930 specifying the length of the PERC,

an expiration date/time field 932 specifying the

20

expiration date and/or time for the PERC,

a last modification date/time field 934 specifying the

last date and/or time the PERC 808 was

modified,

the original distributor ID field 936 that specifies  
who originally distributed the PERC and/or  
corresponding object,  
a last distributor field 938 that specifies who was  
5 the last distributor of the PERC and/or the  
object,  
an object ID field 940 identifying the corresponding  
VDE object 300,  
a field 942 that specifies the class and/or type of  
10 PERC and/or the instance ID for the record  
class to differentiate the PERCs of the same  
type that may differ in their particulars,  
a field 944 specifying the number of "rights" sub-  
records 906 within the PERC, and  
15 a validation tag 948.

The PERC 808 shown in Figures 26a, 26b also has private body  
keys stored in a private body key block 950.

20 This PERC 808 includes a control set 0 sub-record 914 (0)  
that may be used commonly by all of rights 906 within the  
PERC. This control set 0 record 914(0) may include the following  
fields:

a length field 952 specifying the length of the control  
set 0 record



a field 954 specifying the number of required  
method records 920 within the control set  
an access tag field 956 specifying an access tag to  
control modification of the record and  
5 one or more required method records 920.

Each required method record 920, in turn may include:

a length field 958 specifying the length of the  
required method record  
a field 960 specifying the number of method option  
10 records within the required method record 920  
an access tag field 962 specifying an access tag to  
control modification of the record and  
one or more method option records 924.

Each method option sub-record 924 may include:

15 a length field 964 specifying the length of the  
method option record  
a length field 966 specifying the length of the data  
area (if any) corresponding to the method  
option record  
20 a method ID field 968 specifying a method ID (e.g.,  
type/owner/class/instance)  
a correlation tag field 970 specifying a correlation  
tag for correlating with the method specified  
in field 968

an access tag field 972 specifying an access tag to  
control modification of this record  
a method-specific attributes field 974  
a data area 976 and  
5 a check value field 978 for validation purposes

In this example of PERC 808 also includes one or more  
rights records 906, and an overall check value field 980. Figure  
23b is an example of one of right records 906 shown in Figure  
10 16a. In this particular example, rights record 906a includes a  
rights record header 908 comprising:

a length field 982 specifying the length of the rights  
key block 912  
a length field 984 specifying the length of the rights  
15 record 908  
an expiration date/time field 986 specifying the  
expiration date and/or time for the rights  
record  
a right ID field 988 identifying a right  
20 a number field 990 specifying the number of control  
sets 914 within the rights record 906, and  
an access tag field 992 specifying an access tag to  
control modification of the right record.

This example of rights record 906 includes:

- a control set for this right (CSR) 910
- a rights key block 912
- one or more control sets 914, and
- 5 a check value field 994.

### Object Registry

Referring once again to Figure 16, secure database 610 provides data structures that support a "lookup" mechanism for  
10 "registered" objects. This "lookup" mechanism permits electronic appliance 600 to associate, in a secure way, VDE objects 300 with PERCs 808, methods 1000 and load modules 1100. In the preferred embodiment, this lookup mechanism is based in part on data structures contained within object registry 450.

15

In one embodiment, object registry 450 includes the following tables:

- an object registration table 460;
- a subject table 462;
- 20 • a User Rights Table ("URT") 464;
- an Administrative Event Log 442;
- a shipping table 444; and
- a receiving table 446.

Object registry 460 in the example embodiment is a database of information concerning registered VDE objects 300 and the rights of users and user groups with regard to those objects. When electronic appliance 600 receives an object 300  
5 containing a new budget or load module 1100, the electronic appliance usually needs to add the information contained by the object to secure database 610. Moreover, when any new VDE object 300 arrives at an electronic appliance 600, the electronic appliance must "register" the object within object registry 450 so  
10 that it can be accessed. The lists and records for a new object 300 are built in the preferred embodiment when the object is "registered" by the electronic appliance 600. The information for the object may be obtained from the object's encrypted private header, object body, and encrypted name services record. This  
15 information may be extracted or derived from the object 300 by SPE 503, and then stored within secure database 610 as encrypted records.

In one embodiment, object registration table 460 includes  
20 information identifying objects within object storage (repository) 728. These VDE objects 300 stored within object storage 728 are not, in the example embodiment, necessarily part of secure database 610 since the objects typically incorporate their own security (as necessary and required) and are maintained using

different mechanisms than the ones used to maintain the secure database. Even though VDE objects 300 may not strictly be part of secure database 610, object registry 450 (and in particular, object registration table 460) refers to the objects and thus

5 "incorporates them by reference" into the secure database. In the preferred embodiment, an electronic appliance 600 may be disabled from using any VDE object 300 that has not been appropriately registered with a corresponding registration record stored within object registration table 460.

10

Subject table 462 in the example embodiment establishes correspondence between objects referred to by object registration table 460 and users (or groups of users) of electronic appliance 600. Subject table 462 provides many of the attributes of an access control list ("ACL"), as will be explained below.

15

User rights table 464 in the example embodiment provides permissioning and other information specific to particular users or groups of users and object combinations set forth in subject table 462. In the example embodiment, permissions records 808 (also shown in Figure 16 and being stored within secure database 610) may provide a universe of permissioning for a particular object-user combination. Records within user rights table 464 may specify a sub-set of this permissioning universe

20

based on, for example, choices made by users during interaction at time of object registration.

Administrative event log 442, shipping table 444, and receiving table 446 provide information about receipts and deliveries of VDE objects 300. These data structures keep track of administrative objects sent or received by electronic appliance 600 including, for example, the purpose and actions of the administrative objects in summary and detailed form. Briefly, shipping table 444 includes a shipping record for each administrative object sent (or scheduled to be sent) by electronic appliance 600 to another VDE participant. Receiving table 446 in the preferred embodiment includes a receiving record for each administrative object received (or scheduled to be received) by electronic appliance 600. Administrative event log 442 includes an event log record for each shipped and each received administrative object, and may include details concerning each distinct event specified by received administrative objects.

#### **Administrative Object Shipping and Receiving**

Figure 27 is an example of a detailed format for a shipping table 444. In the preferred embodiment, shipping table 444 includes a header 444A and any number of shipping records 445. Header 444A includes information used to maintain shipping

table 444. Each shipping record 445 within shipping table 444 provides details concerning a shipping event (i.e., either a completed shipment of an administrative object to another VDE participant, or a scheduled shipment of an administrative  
5 object).

In the example embodiment of the secure database 610, shipping table header 444A may include a site record number 444A(1), a user (or group) ID 444A(2), a series of reference fields  
10 444A(3)-444A(6), validation tags 444A(7)-444A(8), and a check value field 444A(9). The fields 444A(3)-444A(6) reference certain recent IDs that designate lists of shipping records 445 within shipping table 444. For example, field 444A(3) may reference to a "first" shipping record representing a completed outgoing  
15 shipment of an administrative object, and field 444A(4) may reference to a "last" shipping record representing a completed outgoing shipment of an administrative object. In this example, "first" and "last" may, if desired, refer to time or order of shipment as one example. Similarly, fields 444A(5) and 444A(6)  
20 may reference to "first" and "last" shipping records for scheduled outgoing shipments. Validation tag 444A(7) may provide validation from a name services record within name services record table 452 associated with the user (group) ID in the header. This permits access from the shipping record back to the

name services record that describes the sender of the object described by the shipping records. Validation tag 444A(8) provides validation for a "first" outgoing shipping record referenced by one or more of pointers 444A(3)-444A(6). Other  
5 validation tags may be provided for validation of scheduled shipping record(s).

Shipping record 444(1) shown includes a site record number 445(1)(A). It also includes first and last scheduled  
10 shipment date/times 445(1)(B), 445(1)(C) providing a window of time used for scheduling administrative object shipments. Field 445(1)(D) may specify an actual date/time of a completed shipment of an administrative object. Field 445(1)(E) provides  
15 an ID of an administrative object shipped or to be shipped, and thus identifies which administrative object within object storage 728 pertains to this particular shipping record. A reference field 445(1)(G) references a name services record within name services record table 452 specifying the actual or intended recipient of the administrative object shipped or to be shipped. This information  
20 within name services record table 452 may, for example, provide routing information sufficient to permit outgoing administrative objects manager 754 shown in Figure 12 to inform object switch 734 to ship the administrative object to the intended recipient. A field 445(1)(H) may specify (e.g., using a series of bit flags) the



purpose of the administrative object shipment, and a field 445(1)(I) may specify the status of the shipment. Reference fields 445(1)(J), 445(1)(K) may reference "previous" and "next" shipping records 445 in a linked list (in the preferred  
5 embodiment, there may be two linked lists, one for completed shipping records and the other for scheduled shipping records). Fields 445(1)(L) - 445(1)(P) may provide validation tags respectively from header 444A, to a record within administrative event log 442 pointed to by pointer 445(1)(F); to the name  
10 services record referenced by field 445(1)(G); from the previous record referenced by 445(1)(J); and to the next record referenced by field 445(1)(K). A check value field 445(1)(Q) may be used for validating shipping record 445.

15 Figure 28 shows an example of one possible detailed format for a receiving table 446. In one embodiment, receiving table 446 has a structure that is similar to the structure of the shipping table 444 shown in Figure 27. Thus, for example, receiving table 446 may include a header 446a and a plurality of  
20 receiving records 447, each receiving record including details about a particular reception or scheduled reception of an administrative object. Receiving table 446 may include two linked lists, one for completed receptions and another for schedule receptions. Receiving table records 447 may each

reference an entry within name services record table 452 specifying an administrative object sender, and may each point to an entry within administrative event log 442. Receiving records 447 may also include additional details about scheduled and/or completed reception (e.g., scheduled or actual date/time of reception, purpose of reception and status of reception), and they may each include validation tags for validating references to other secure database records.

Figure 29 shows an example of a detailed format for an administrative event log 442. In the preferred embodiment, administrative event log 442 includes an event log record 442(1) . . . 442(N) for each shipped administrative object and for each received administrative object. Each administrative event log record may include a header 443a and from 1 to N sub-records 442(J)(1) . . . 442(J)(N). In the preferred embodiment, header 443a may include a site record number field 443A(1), a record length field 443A(2), an administrative object ID field 443A(3), a field 443A(4) specifying a number of events, a validation tag 443A(5) from shipping table 444 or receiving table 446, and a check sum field 443A(6). The number of events specified in field 443A(4) corresponds to the number of sub-records 442(J)(1) . . . 442(J)(N) within the administrative event log record 442(J). Each of these sub-records specifies

information about a particular "event" affected or corresponding to the administrative object specified within field 443(A)(3).

Administrative events are retained in the administrative event log 442 to permit the reconstruction (and preparation for  
5 construction or processing) of the administrative objects that have been sent from or received by the system. This permits lost administrative objects to be reconstructed at a later time.

Each sub-record may include a sub-record length field  
10 442(J)(1)(a), a data area length field 442(J)(1)(b), an event ID field 442(J)(1)(c), a record type field 442(J)(1)(d), a record ID field 442(J)(1)(e), a data area field 442(J)(1)(f), and a check value field 442(J)(1)(g). The data area 442(J)(1)(f) may be used to indicate which information within secure database 610 is affected by the  
15 event specified in the event ID field 442(J)(1)(c), or what new secure database item(s) were added, and may also specify the outcome of the event.

The object registration table 460 in the preferred  
20 embodiment includes a record corresponding to each VDE object 300 within object storage (repository) 728. When a new object arrives or is detected (e.g., by redirector 684), a preferred embodiment electronic appliance 600 "registers" the object by creating an appropriate object registration record and storing it

in the object registration table 460. In the preferred  
embodiment, the object registration table stores information that  
is user-independent, and depends only on the objects that are  
registered at a given VDE electronic appliance 600. Registration  
5 activities are typically managed by a REGISTER method  
associated with an object.

In the example, subject table 462 associates users (or  
groups of users) with registered objects. The example subject  
10 table 462 performs the function of an access control list by  
specifying which users are authorized to access which registered  
VDE objects 300.

As described above, secure database 610 stores at least one  
15 PERC 808 corresponding to each registered VDE object 300.  
PERCS 808 specify a set of rights that may be exercised to use or  
access the corresponding VDE object 300. The preferred  
embodiment allows user to "customize" their access rights by  
selecting a subset of rights authorized by a corresponding PERC  
20 808 and/or by specifying parameters or choices that correspond  
to some or all of the rights granted by PERC 808. These user  
choices are set forth in a user rights table 464 in the preferred  
embodiment. User rights table (URT) 464 includes URT records,  
each of which corresponds to a user (or group of users). Each of

these URT records specifies user choices for a corresponding VDE object 300. These user choices may, either independently or in combination with a PERC 808, reference one or more methods 1000 for exercising the rights granted to the user by the PERC 808 in a way specified by the choices contained within the URT record.

Figure 30 shows an example of how these various tables may interact with one another to provide a secure database lookup mechanism. Figure 30 shows object registration table 460 as having a plurality of object registration records 460(1), 460(2), . . . . These records correspond to VDE objects 300(1), 300(2), . . . stored within object repository 728. Figure 31 shows an example format for an object registration record 460 provided by the preferred embodiment. Object registration record 460(N) may include the following fields:

- site record number field 466(1)
- object type field 466(2)
- creator ID field 466(3)
- object ID field 466(4)
- a reference field 466(5) that references subject table 462
- an attribute field 466(6)
- a minimum registration interval field 466(7)

a tag 466(8) to a subject table record, and  
a check value field 466(9).

5           The site record number field 466(1) specifies the site  
record number for this object registration record 460(N). In one  
embodiment of secure database 610, each record stored within  
the secure database is identified by a site record number. This  
site record number may be used as part of a database lookup  
process in order to keep track of all of the records within the  
10       secure database 610.

          Object type field 466(2) may specify the type of registered  
VDE object 300 (e.g., a content object, an administrative object,  
etc.).

15           Creator ID field 466(3) in the example may identify the  
creator of the corresponding VDE object 300.

          Object ID field 466(4) in the example uniquely identifies  
20       the registered VDE object 300.

          Reference field 466(5) in the preferred embodiment  
identifies a record within the subject table 462. Through use of  
this reference, electronic appliance 600 may determine all users

(or user groups) listed in subject table 462 authorized to access the corresponding VDE object 300. Tag 466(8) is used to validate that the subject table records accessed using field 466(5) is the proper record to be used with the object registration record  
5 460(N).

Attribute field 466(6) may store one or more attributes or attribute flags corresponding to VDE object 300.

10 Minimum registration interval field 466(7) may specify how often the end user may re-register as a user of the VDE object 300 with a clearinghouse service, VDE administrator, or VDE provider. One reason to prevent frequent re-registration is to foreclose users from reusing budget quantities in traveling  
15 objects until a specified amount of time has elapsed. The minimum registration interval field 466(7) may be left unused when the object owner does not wish to restrict re-registration.

20 Check value field 466(9) contains validation information used for detecting corruption or modification of record 460(N) to ensure security and integrity of the record. In the preferred embodiment, many or all of the fields within record 460(N) (as with other records within the secure database 610) may be fully or partially encrypted and/or contain fields that are stored

redundantly in each record (once in unencrypted form and once in encrypted form). Encrypted and unencrypted versions of the same fields may be cross checked at various times to detect corruption or modification of the records.

5

As mentioned above, reference field 466(5) references subject table 462, and in particular, references one or more user/object records 460(M) within the subject table. Figure 32 shows an example of a format for a user/object record 462(M) provided by the example. Record 462(M) may include a header 10 468 and a subject record portion 470. Header 468 may include a field 468(6) referencing a "first" subject record 470 contained within the subject registration table 462. This "first" subject record 470(1) may, in turn, include a reference field 470(5) that 15 references a "next" subject record 470(2) within the subject registration table 462, and so on. This "linked list" structure permits a single object registration record 460(N) to reference to from one to N subject records 470.

20

Subject registration table header 468 in the example includes a site record number field 468(1) that may uniquely identify the header as a record within secure database 610. Header 468 may also include a creator ID field 468(2) that may be a copy of the content of the object registration table creator ID



field 466(3). Similarly, subject registration table header 468 may include an object ID field 468(5) that may be a copy of object ID field 466(4) within object registration table 460. These fields 468(2), 468(5) make user/object registration records explicitly  
5 correspond to particular VDE objects 300.

Header 468 may also include a tag 468(7) that permits validation. In one example arrangement, the tag 468(7) within the user/object registration header 468 may be the same as the  
10 tag 466(8) within the object registration record 460(N) that points to the user/object registration header. Correspondence between these tags 468(7) and 466(8) permits validation that the object registration record and user/object registration header  
match up.

15 User/object header 468 also includes an original distributor ID field 468(3) indicating the original distributor of the corresponding VDE object 300, and the last distributor ID field 468(4) that indicates the last distributor within the chain of  
20 handling of the object prior to its receipt by electronic appliance 600.

Header 468 also includes a tag 468(8) allowing validation between the header and the "first" subject record 470(1) which field 468(6) references

5           Subject record 470(1) includes a site record number 472(1), a user (or user group) ID field 472(2), a user (or user group) attributes field 472(3), a field 472(4) referencing user rights table 464, a field 472(5) that references to the "next" subject record 470(2) (if there is one), a tag 472(6) used to validate with the  
10           header tag 468(8), a tag 472(7) used to validate with a corresponding tag in the user rights table record referenced by field 472(4), a tag 472(9) used to validate with a tag in the "next" subject record referenced to by field 472(5) and a check value field 472(9).

15           User or user group ID 472(2) identifies a user or a user group authorized to use the object identified in field 468(5). Thus, the fields 468(5) and 472(2) together form the heart of the access control list provided by subject table 462. User attributes  
20           field 472(3) may specify attributes pertaining to use/access to object 300 by the user or user group specified in fields 472(2). Any number of different users or user groups may be added to the access control list (each with a different set of attributes

472(3)) by providing additional subject records 470 in the "linked list" structure.

5 Subject record reference field 472(4) references one or more records within user rights table 464. Figure 33 shows an example of a preferred format for a user rights table record 464(k). User rights record 464(k) may include a URT header 474, a record rights header 476, and a set of user choice records 478. URT header 474 may include a site record number field, a 10 field 474(2) specifying the number of rights records within the URT record 464(k), a field 474(3) referencing a "first" rights record (i.e., to rights record header 476), a tag 474(4) used to validate the lookup from the subject table 462, a tag 474(5) used to validate the lookup to the rights record header 476, and a 15 check value field 474(6).

Rights record header 476 in the preferred embodiment may include site record number field 476(1), a right ID field 476(2), a field 476(3) referencing the "next" rights record 476(2), 20 a field 476(4) referencing a first set of user choice records 478(1), a tag 476(5) to allow validation with URT header tag 474(5), a tag 476(6) to allow validation with a user choice record tag 478(6), and a check value field 476(7). Right ID field 476(2) may, for example, specify the type of right conveyed by the rights

record 476(e.g., right to use, right to distribute, right to read, right to audit, etc.).

5           The one or more user choice records 478 referenced by  
rights record header 476 sets forth the user choices  
corresponding to access and/or use of the corresponding VDE  
object 300. There will typically be a rights record 476 for each  
right authorized to the corresponding user or user group. These  
rights govern use of the VDE object 300 by that user or user  
10           group. For instance, the user may have an "access" right, and an  
"extraction" right, but not a "copy" right. Other rights controlled  
by rights record 476 (which is derived from PERC 808 using a  
REGISTER method in the preferred embodiment) include  
distribution rights, audit rights, and pricing rights. When an  
15           object 300 is registered with the electronic appliance 600 and is  
registered with a particular user or user group, the user may be  
permitted to select among various usage methods set forth in  
PERC 808. For instance, a VDE object 300 might have two  
required meter methodologies: one for billing purposes, and one  
20           for accumulating data concerning the promotional materials  
used by the user. The user might be given the choice of a variety  
of meter/billing methods, such as: payment by VISA or  
MasterCard; choosing between billing based upon the quantity of  
material retrieved from an information database, based on the

time of use, and/or both. The user might be offered a discount on time and/or quantity billing if he is willing to allow certain details concerning his retrieval of content to be provided to third parties (e.g., for demographic purposes). At the time of registration of an object and/or user for the object, the user would be asked to select a particular meter methodology as the "active metering method" for the first acquired meter. A VDE distributor might narrow the universe of available choices for the user to a subset of the original selection array stipulated by PERC 808. These user selection and configuration settings are stored within user choice records 480(1), 480(2), 480(N). The user choice records need not be explicitly set forth within user rights table 464; instead, it is possible for user choice records 480 to refer (e.g., by site reference number) to particular VDE methods and/or information parameterizing those methods. Such reference by user choice records 480 to method 1000 should be validated by validation tags contained within the user choice records. Thus, user choice records 480 in the preferred embodiment may select one or more methods 1000 for use with the corresponding VDE object 300 (as is shown in Figure 27). These user choice records 480 may themselves fully define the methods 1000 and other information used to build appropriate components assemblies 690 for implementing the methods. Alternatively, the user/object record 462 used to reference the

user rights record 464 may also reference the PERC 808  
corresponding to VDE object 300 to provide additional  
information needed to build the component assembly 690 and/or  
otherwise access the VDE object 300. For example, PERC 808  
5 may be accessed to obtain MDEs 1202 pertaining to the selected  
methods, private body and/or rights keys for decrypting and/or  
encrypting object contents, and may also be used to provide a  
checking capability ensuring that the user rights record conveys  
only those rights authorized by a current authorization embodied  
10 within a PERC.

In one embodiment provided by the present invention, a  
conventional database engine may be used to store and organize  
secure database 610, and the encryption layers discussed above  
15 may be "on top of" the conventional database structure.  
However, if such a conventional database engine is unable to  
organize the records in secure database 610 and support the  
security considerations outlined above, then electronic appliance  
600 may maintain separate indexing structures in encrypted  
20 form. These separate indexing structures can be maintained by  
SPE 503. This embodiment would require SPE 503 to decrypt  
the index and search decrypted index blocks to find appropriate  
"site record IDs" or other pointers. SPE 503 might then request  
the indicated record from the conventional database engine. If

the record ID cannot be checked against a record list, SPE 503 might be required to ask for the data file itself so it can retrieve the desired record. SPE 503 would then perform appropriate authentication to ensure that the file has not been tampered with and that the proper block is returned. SPE 503 should not simply pass the index to the conventional database engine (unless the database engine is itself secure) since this would allow an incorrect record to be swapped for the requested one.

10           Figure 34 is an example of how the site record numbers described above may be used to access the various data structures within secure database 610. In this example, secure database 610 further includes a site record table 482 that stores a plurality of site record numbers. Site record table 482 may store what is in effect a "master list" of all records within secure database 610. These site record numbers stored by site record table 482 permit any record within secure database 610 to be accessed. Thus, some of the site records within site record table 482 may index records with an object registration table 460, other site record numbers within the site record table may index records within the user/object table 462, still other site record numbers within the site record table may access records within URT 464, and still other site record numbers within the site record table may access PERCs 808. In addition, each of method

cores 1000' may also include a site record number so they may be accessed by site record table 482.

5 Figure 34A shows an example of a site record 482(j) within site record table 482. Site record 482(j) may include a field 484(1) indicating the type of record, a field 484(2) indicating the owner or creator of the record, a "class" field 484(3) and an "instance" field 484(4) providing additional information about the record to which the site record 482(j) points; a specific  
10 descriptor field 484(5) indicating some specific descriptor (e.g., object ID) associated with the record; an identification 484(6) of the table or other data structure which the site record references; a reference and/or offset within that data structure indicating where the record begins; a validation tag 484(8) for validating  
15 the record being looked up, and a check value field 484(9). Fields 484(6) and 484(7) together may provide the mechanism by which the record referenced to by the site record 484(j) is actually physically located within the secure database 610.

## 20 **Updating Secure Database 610**

Figure 35 show an example of a process 1150 which can be used by a clearinghouse, VDE administrator or other VDE participant to update the secure database 610 maintained by an end user's electronic appliance 600. For example, the process



1500 shown in Figure 35 might be used to collect "audit trail" records within secure database 610 and/or provide new budgets and permissions (e.g., PERCs 808) in response to an end user's request.

5

Typically, the end user's electronic appliance 600 may initiate communications with a clearinghouse (Block 1152). This contact may, for example, be established automatically or in response to a user command. It may be initiated across the electronic highway 108, or across other communications networks such as a LAN, WAN, two-way cable or using portable media exchange between electronic appliances. The process of exchanging administrative information need not occur in a single "on line" session, but could instead occur over time based on a number of different one-way and/or two-way communications over the same or different communications means. However, the process 1150 shown in Figure 35 is a specific example where the end user's electronic appliance 600 and the other VDE participant (e.g., a clearinghouse) establish a two-way real-time interactive communications exchange across a telephone line, network, electronic highway 108, etc.

20

The end user's electronic appliance 600 generally contacts a particular VDE administrator or clearinghouse. The identity of

the particular clearinghouse is based on the VDE object 300 the user wishes to access or has already accessed. For example, suppose the user has already accessed a particular VDE object 300 and has run out of budget for further access. The user could  
5 issue a request which will cause her electronic appliance 600 to automatically contact the VDE administrator, distributor and/or financial clearinghouse that has responsibility for that particular object. The identity of the appropriate VDE participants to contact is provided in the example by information within UDEs  
10 1200, MDEs 1202, the Object Registration Table 460 and/or Subject Table 462, for example. Electronic appliance 600 may have to contact multiple VDE participants (e.g., to distribute audit records to one participant, obtain additional budgets or other permissions from another participant. etc.). The contact  
15 1152 may in one example be scheduled in accordance with the Figure 27 Shipping Table 444 and the Figure 29 Administrative Event Log 442.

Once contact is established, the end user's electronic  
20 appliance and the clearinghouse typically authenticate one another and agree on a session key to use for the real-time information exchange (Block 1154). Once a secure connection is established, the end user's electronic appliance may determine (e.g., based on Shipping Table 444) whether it has any

administrative object(s) containing audit information that it is supposed to send to the clearinghouse (decision Block 1156).  
Audit information pertaining to several VDE objects 300 may be placed within the same administrative object for transmission, or  
5 different administrative objects may contain audit information about different objects. Assuming the end user's electronic appliance has at least one such administrative object to send to this particular clearinghouse ("yes" exit to decision Block 1156), the electronic appliance sends that administrative object to the  
10 clearinghouse via the now-established secure real-time communications (Block 1158). In one specific example, a single administrative object may be sent an administrative object containing audit information pertaining to multiple VDE objects, with the audit information for each different object  
15 compromising a separate "event" within the administrative object.

The clearinghouse may receive the administrative object and process its contents to determine whether the contents are  
20 "valid" and "legitimate." For example, the clearinghouse may analyze the contained audit information to determine whether it indicates misuse of the applicable VDE object 300. The clearinghouse may, as a result of this analysis, may generate one or more responsive administrative objects that it then sends to

the end user's electronic appliance 600 (Block 1160). The end user's electronic appliance 600 may process events that update its secure database 610 and/or SPU 500 contents based on the administrative object received (Block 1162). For example, if the

5 audit information received by the clearinghouse is legitimate, then the clearinghouse may send an administrative object to the end user's electronic appliance 600 requesting the electronic appliance to delete and/or compress the audit information that has been transferred. Alternatively or in addition, the

10 clearinghouse may request additional information from the end-user electronic appliance 600 at this stage (e.g., retransmission of certain information that was corrupted during the initial transmission, transmission of additional information not earlier transmitted, etc.). If the clearinghouse detects misuse based on

15 the received audit information, it may transmit an administrative object that revokes or otherwise modifies the end user's right to further access the associated VDE objects 300.

The clearinghouse may, in addition or alternatively, send

20 an administrative object to the end user's electronic appliance 600 that instructs the electronic appliance to display one or more messages to the user. These messages may inform the user about certain conditions and/or they may request additional information from the user. For example, the message may

instruct the end user to contact the clearinghouse directly by telephone or otherwise to resolve an indicated problem, enter a PIN, or it may instruct the user to contact a new service company to re-register the associated VDE object. Alternatively, 5 the message may tell the end user that she needs to acquire new usage permissions for the object, and may inform the user of cost, status and other associated information.

During the same or different communications exchange, 10 the same or different clearinghouse may handle the end user's request for additional budget and/or permission pertaining to VDE object 300. For example, the end user's electronic appliance 600 may (e.g., in response to a user input request to access a particular VDE object 300) send an administrative object to the 15 clearinghouse requesting budgets and/or other permissions allowing access (Block 1164). As mentioned above, such requests may be transmitted in the form of one or more administrative objects, such as, for example, a single administrative object having multiple "events" associated with multiple requested 20 budgets and/or other permissions for the same or different VDE objects 300. The clearinghouse may upon receipt of such a request, check the end user's credit, financial records, business agreements and/or audit histories to determine whether the requested budgets and/or permissions should be given. The

clearinghouse may, based on this analysis, send one or more responsive administrative objects which cause the end user's electronic appliance 600 to update its secure database in response (Block 1166, 1168). This updating might, for example, comprise replacing an expired PERC 808 with a fresh one, modifying a PERC to provide additional (or lesser) rights, etc. Steps 1164-1168 may be repeated multiple times in the same or different communications session to provide further updates to the end user's secure database 610.

Figure 36 shows an example of how a new record or element may be inserted into secure database 610. The load process 1070 shown in Figure 35 checks each data element or item as it is loaded to ensure that it has not been tampered with, replaced or substituted. In the process 1070 shown in Figure 35, the first step that is performed is to check to see if the current user of electronic appliance 600 is authorized to insert the item into secure database 610 (block 1072). This test may involve, in the preferred embodiment, loading (or using already loaded) appropriate methods 1000 and other data structures such as UDEs 1200 into an SPE 503, which then authenticates user authorization to make the change to secure database 610 (block 1074). If the user is approved as being authorized to make the change to secure database 610, then SPE 503 may check the

integrity of the element to be added to the secure database by decrypting it (block 1076) and determining whether it has become damaged or corrupted (block 1078). The element is checked to ensure that it decrypts properly using a

5 predetermined management file key, and the check value may be validated. In addition, the public and private header ID tags (if present) may be compared to ensure that the proper element has been provided and had not been substituted, and the unique element tag ID compared against the predetermined element

10 tag. If any of these tests fail, the element may be automatically rejected, error corrected, etc. Assuming the element is found to have integrity, SPE 503 may re-encrypt the information (block 1080) using a new key for example (see Figure 37 discussion below). In the same process step an appropriate tag is preferably

15 provided so that the information becomes encrypted within a security wrapper having appropriate tags contained therein (block 1082). SPE 503 may retain appropriate tag information so that it can later validate or otherwise authenticate the item when it is again read from secure database 610 (block 1084).

20 The now-secure element within its security wrapper may then be stored within secure database 610.

Figure 37 shows an example of a process 1050 used in the preferred embodiment database to securely access an item stored

in secure database 610. In the preferred embodiment, SPE 503 first accesses and reads in the item from secure database 610 records. SPE 503 reads this information from secure database 610 in encrypted form, and may "unwrap" it (block 1052) by  
5 decrypting it (block 1053) based on access keys internally stored within the protected memory of an SPU 500. In the preferred embodiment, this "unwrap" process 1052 involves sending blocks of information to encrypt/decrypt engine 522 along with a management file key and other necessary information needed to  
10 decrypt. Decrypt engine 522 may return "plaintext" information that SPE 503 then checks to ensure that the security of the object has not been breached and that the object is the proper object to be used (block 1054). SPE 503 may then check all correlation and access tags to ensure that the read-in element  
15 has not been substituted and to guard against other security threats (block 1054). Part of this "checking" process involves checking the tags obtained from the secure database 610 with tags contained within the secure memory or an SPU 500 (block 1056). These tags stored within SPU 500 may be accessed from  
20 SPU protected memory (block 1056) and used to check further the now-unwrapped object. Assuming this "checking" process 1054 does not reveal any improprieties (and block 1052 also indicates that the object has not become corrupted or otherwise damaged), SPE 503 may then access or otherwise use the item



(block 1058). Once use of the item is completed, SPE 503 may need to store the item back into secure database 610 if it has changed. If the item has changed, SPE 503 will send the item in its changed form to encrypt/decrypt engine 522 for encryption (block 1060), providing the appropriate necessary information to the encrypt/decrypt engine (e.g., the appropriate same or different management file key and data) so that the object is appropriately encrypted. A unique, new tag and/or encryption key may be used at this stage to uniquely tag and/or encrypt the item security wrapper (block 1062; see also detailed Figure 37 discussion below). SPE 503 may retain a copy of the key and/or tag within a protected memory of SPU 500 (block 1064) so that the SPE can decrypt and validate the object when it is again read from secure database 610.

15

The keys to decrypt secure database 610 records are, in the preferred embodiment, maintained solely within the protected memory of an SPU 500. Each index or record update that leaves the SPU 500 may be time stamped, and then encrypted with a unique key that is determined by the SPE 503. For example, a key identification number may be placed "in plain view" at the front of the records of secure database 610 so the SPE 503 can determine which key to use the next time the record is retrieved. SPE 503 can maintain the site ID of the record or index, the key

20

identification number associated with it, and the actual keys in the list internal to the SPE. At some point, this internal list may fill up. At this point, SPE 503 may call a maintenance routine that re-encrypts items within secure database 610 containing  
5 changed information. Some or all of the items within the data structure containing changed information may be read in, decrypted, and then re-encrypted with the same key. These items may then be issued the same key identification number. The items may then be written out of SPE 503 back into secure  
10 database 610. SPE 503 may then clear the internal list of item IDs and corresponding key identification numbers. It may then begin again the process of assigning a different key and a new key identification number to each new or changed item. By using this process, SPE 503 can protect the data structures  
15 (including the indexes) of secure database 610 against substitution of old items and against substitution of indexes for current items. This process also allows SPE 503 to validate retrieved item IDs against the encrypted list of expected IDs.

20 Figure 38 is a flowchart showing this process in more detail. Whenever a secure database 610 item is updated or modified, a new encryption key can be generated for the updated item. Encryption using a new key is performed to add security and to prevent misuse of backup copies of secure database 610

records. The new encryption key for each updated secure database 610 record may be stored in SPU 500 secure memory with an indication of the secure database record or record(s) to which it applies.

5

SPE 503 may generate a new encryption/decryption key for each new item it is going to store within secure database 610 (block 1086). SPE 503 may use this new key to encrypt the record prior to storing it in the secure database (block 1088).

10

SPE 503 make sure that it retains the key so that it can later read and decrypt the record. Such decryption keys are, in the preferred embodiment, maintained within protected non-volatile memory (e.g., NVRAM 534b) within SPU 500. Since this protected memory has a limited size, there may not be enough

15

room within the protected memory to store a new key. This condition is tested for by decision block 1090 in the preferred embodiment. If there is not enough room in memory for the new

20

key (or some other event such as the number of keys stored in the memory exceeding a predetermined number, a timer has expired, etc.), then the preferred embodiment handles the situation by re-encrypting other records with secure database 610 with the same new key in order to reduce the number of (or change) encryption/decryption keys in use. Thus, one or more secure database 610 items may be read from the secure database

(block 1092), and decrypted using the old key(s) used to encrypt them the last time they were stored. In the preferred embodiment, one or more "old keys" are selected, and all secure database items encrypted using the old key(s) are read and  
5 decrypted. These records may now be re-encrypted using the new key that was generated at block 1086 for the new record (block 1094). The old key(s) used to decrypt the other record(s) may now be removed from the SPU protected memory (block 1096), and the new key stored in its place (block 1097). The old  
10 key(s) cannot be removed from secure memory by block 1096 unless SPE 503 is assured that all records within the secure database 610 that were encrypted using the old key(s) have been read by block 1092 and re-encrypted by block 1904 using the new key. All records encrypted (or re-encrypted) using the new key  
15 may now be stored in secure database 610 (block 1098). If decision block 1090 determines there is room within the SPU 500 protected memory to store the new key, then the operations of blocks 1092, 1094, 1096 are not needed and SPE 503 may instead simply store the new key within the protected memory  
20 (block 1097) and store the new encrypted records into secure database 610 (block 1098).

The security of secure database 610 files may be further improved by segmenting the records into "compartments."

Different encryption/decryption keys may be used to protect different "compartments." This strategy can be used to limit the amount of information within secure database 610 that is encrypted with a single key. Another technique for increasing security of secure database 610 may be to encrypt different portions of the same records with different keys so that more than one key may be needed to decrypt those records.

#### **Backup of Secure Database 610**

Secure database 610 in the preferred embodiment is backed up at periodic or other time intervals to protect the information the secure database contains. This secure database information may be of substantial value to many VDE participants. Back ups of secure database 610 should occur without significant inconvenience to the user, and should not breach any security.

The need to back up secure database 610 may be checked at power on of electronic appliance 600, when SPE 503 is initially invoked, at periodic time intervals, and if "audit roll up" value or other summary services information maintained by SPE 503 exceeds a user set or other threshold, or triggered by criteria established by one or more content publishers and/or distributors and/or clearinghouse service providers and/or users. The user

may be prompted to backup if she has failed to do so by or at some certain point in time or after a certain duration of time or quantity of usage, or the backup may proceed automatically without user intervention.

5

Referring to Figure 8, backup storage 668 and storage media 670 (e.g., magnetic tape) may be used to store backed up information. Of course, any non-volatile media (e.g., one or more floppy diskettes, a writable optical diskette, a hard drive, or the like) may be used for backup storage 668.

10

There are at least two scenarios to backing up secure database 610. The first scenario is "site specific," and uses the security of SPU 500 to support restoration of the backed up information. This first method is used in case of damage to secure database 610 due for example to failure of secondary storage device 652, inadvertent user damage to the files, or other occurrences that may damage or corrupt some or all of secure database 610. This first, site specific scenario of back up assumes that an SPU 500 still functions properly and is available to restore backed up information.

15

20

The second back up scenario assumes that the user's SPU 500 is no longer operational and needs to be, or has been,

replaced. This second approach permits an authorized VDE administrator or other authorized VDE participant to access the stored back up information in order to prevent loss of critical data and/or assist the user in recovering from the error.

5

Both of these scenarios are provided by the example of program control steps performed by ROS 602 shown in Figure 39. Figure 39 shows an example back up routine 1250 performed by an electronic appliance 600 to back up secure database 610 (and other information) onto back up storage 668. Once a back up has been initiated, as discussed above, back up routine 1250 generates one or more back up keys (block 1252). Back up routine 1250 then reads all secure database items, decrypts each item using the original key used to encrypt them before they were stored in secure database 610 (block 1254). Since SPU 500 is typically the only place where the keys for decrypting this information within an instance of secure database 610 are stored, and since one of the scenarios provided by back up routine 1250 is that SPU 500 completely failed or is destroyed, back up routine 1250 performs this reading and decrypting step 1254 so that recovery from a backup is not dependent on knowledge of these keys within the SPU. Instead, back up routine 1250 encrypts each secure database 610 item with a newly generated back up key(s) (block 1256) and writes the

10

15

20

encrypted item to back up store 668 (block 1258). This process continues until all items within secure database 610 have been read, decrypted, encrypted with a newly generated back up key(s), and written to the back up store (as tested for by decision 5 block 1260).

The preferred embodiment also reads the summary services audit information stored within the protected memory of SPU 500 by SPE summary services manager 560, encrypts this 10 information with the newly generated back up key(s), and writes this summary services information to back up store 668 (block 1262).

Finally, back up routine 1250 saves the back up key(s) 15 generated by block 1252 and used to encrypt in blocks 1256, 1262 onto back up store 668. It does this in two secure ways in order to cover both of the restoration scenarios discussed above. Back up routine 1250 may encrypt the back up key(s) (along with other information such as the time of back up and other 20 appropriate information to identify the back up) with a further key or keys such that only SPU 500 can decrypt (block 1264). This encrypted information is then written to back up store 668 (block 1264). For example, this step may include multiple encryptions using one or more public keys with corresponding



private keys known only to SPU 500. Alternatively, a second  
back up key generated by the SPU 500 and kept only in the SPU  
may be used for the final encryption in place of a public key.  
Block 1264 preferably includes multiple encryption in order to  
5 make it more difficult to attack the security of the back up by  
"cracking" the encryption used to protect the back up keys.  
Although block 1262 includes encrypted summary services  
information on the back up, it preferably does not include SPU  
device private keys, shared keys, SPU code and other internal  
10 security information to prevent this information from ever  
becoming available to users even in encrypted form.

The information stored by block 1264 is sufficient to allow  
the same SPU 500 that performed (or at least in part performed)  
15 back up routine 1250 to recover the backed up information.  
However, this information is useless to any device other than  
that same SPU because only that SPU knows the particular keys  
used to protect the back up keys. To cover the other possible  
scenario wherein the SPU 500 fails in a non-recoverable way,  
20 back up routine 1250 provides an additional step (block 1266) of  
saving the back up key(s) under protection of one or more further  
set of keys that may be read by an authorized VDE  
administrator. For example, block 1266 may encrypt the back up  
keys with an "download authorization key" received during

initialization of SPU 500 from a VDE administrator. This encrypted version of back up keys is also written to back up store 668 (block 1266). It can be used to support restoration of the back up files in the event of an SPU 500 failure. More specifically, a VDE administrator that knows the download authorization (or other) key(s) used by block 1266 may be able to recover the back up key(s) in the back up store 668 and proceed to restore the backed up secure database 610 to the same or different electronic appliance 600.

10

In the preferred embodiment, the information saved by routine 1250 in back up files can be restored only after receiving a back up authorization from an authorized VDE administrator. In most cases, the restoration process will simply be a restoration of secure database 610 with some adjustments to account for any usage since the back up occurred. This may require the user to contact additional providers to transmit audit and billing data and receive new budgets to reflect activity since the last back up. Current summary services information maintained within SPU 500 may be compared to the summary services information stored on the back up to determine or estimate most recent usage activity.

15

20

In case of an SPU 500 failure, an authorized VDE administrator must be contacted to both initialize the replacement SPU 500 and to decrypt the back up files. These processes allow for both SPU failures and upgrades to new SPUs.

5 In the case of restoration, the back up files are used to restore the necessary information to the user's system. In the case of upgrades, the back up files may be used to validate the upgrade process.

10 The back up files may in some instances be used to transfer management information between electronic appliances 600. However, the preferred embodiment may restrict some or all information from being transportable between electronic appliances with appropriate authorizations. Some or all of the

15 back up files may be packaged within an administrative object and transmitted for analysis, transportation, or other uses.

As a more detailed example of a need for restoration from back up files, suppose an electronic appliance 600 suffers a hard

20 disk failure or other accident that wipes out or corrupts part or all of the secure database 610, but assume that the SPU 500 is still functional. SPU 500 may include all of the information (e.g., secret keys and the like) it needs to restore the secure database 610. However, ROS 602 may prevent secure database

restoration until a restoration authorization is received from a VDE administrator. A restoration authorization may comprise, for example, a "secret value" that must match a value expected by SPE 503. A VDE administrator may, if desired, only provide  
5 this restoration authorization after, for example, summary services information stored within SPU 500 is transmitted to the administrator in an administrative object for analysis. In some circumstances, a VDE administrator may require that a copy (partial or complete) of the back up files be transmitted to it  
10 within an administrative object to check for indications of fraudulent activities by the user. The restoration process, once authorized, may require adjustment of restored budget records and the like to reflect activity since the last back up, as mentioned above.

15

Figure 40 is an example of program controlled "restore" routine 1268 performed by electronic appliance 600 to restore secure database 610 based on the back up provided by the routine shown in Figure 38. This restore may be used, for  
20 example, in the event that an electronic appliance 600 has failed but can be recovered or "reinitialized" through contact with a VDE administrator for example. Since the preferred embodiment does not permit an SPU 500 to restore from backup unless and until authorized by a VDE administrator, restore

routine 1268 begins by establishing a secure communication with a VDE administrator that can authorize the restore to occur (block 1270). Once SPU 500 and the VDE administrator authenticate one another (part of block 1270), the VDE administrator may extract "work in progress" and summary values from the SPU 500's internal non-volatile memory (block 1272). The VDE administrator may use this extracted information to help determine, for example, whether there has been a security violation, and also permits a failed SPU 500 to effectively "dump" its contents to the VDE administrator to permit the VDE administrator to handle the contents. The SPU 500 may encrypt this information and provide it to the VDE administrator packaged in one or more administrative objects. The VDE administrator may then request a copy of some or all of the current backup of secure database 610 from the SPU 500 (block 1274). This information may be packaged by SPU 500 into one or more administrative objects, for example, and sent to the VDE administrator. Upon receiving the information, the VDE administrator may read the summary services audit information from the backup volume (i.e., information stored by Figure 38 block 1262) to determine the summary values and other information stored at time of backup. The VDE administrator may also determine the time and date the backup was made by reading the information stored by Figure 38 block 1264.

The VDE administrator may at this point restore the summary values and other information within SPU 500 based on the information obtained by block 1272 and from the backup (block 1276). For example, the VDE administrator may reset  
5 SPU internal summary values and counters so that they are consistent with the last backup. These values may be adjusted by the VDE administrator based on the "work in progress" recovered by block 1272, the amount of time that has passed since the backup, etc. The goal may typically be to attempt to  
10 provide internal SPU values that are equal to what they would have been had the failure not occurred.

The VDE administrator may then authorize SPU 500 to recover its secure database 610 from the backup files (block  
15 1278). This restoration process replaces all secure database 610 records with the records from the backup. The VDE administrator may adjust these records as needed by passing commands to SPU 500 during or after the restoration process.

20 The VDE administrator may then compute bills based on the recovered values (block 1280), and perform other actions to recover from SPU downtime (block 1282). Typically, the goal is to bill the user and adjust other VDE 100 values pertaining to the failed electronic appliance 600 for usage that occurred

subsequent to the last backup but prior to the failure. This process may involve the VDE administrator obtaining, from other VDE participants, reports and other information pertaining to usage by the electronic appliance prior to its failure and comparing it to the secure database backup to determine which usage and other events are not yet accounted for.

In one alternate embodiment, SPU 500 may have sufficient internal, non-volatile memory to allow it to store some or all of secure database 610. In this embodiment, the additional memory may be provided by additional one or more integrated circuits that can be contained within a secure enclosure, such as a tamper resistant metal container or some form of a chip pack containing multiple integrated circuit components, and which impedes and/or evidences tampering attempts, and/or disables a portion or all of SPU 500 or associated critical key and/or other control information in the event of tampering. The same back up routine 1250 shown in Figure 38 may be used to back up this type of information, the only difference being that block 1254 may read the secure database item from the SPU internal memory and may not need to decrypt it before encrypting it with the back up key(s).

**Event-Driven VDE Processes**

As discussed above, processes provided by/under the preferred embodiment rights operating system (ROS) 602 may be "event driven." This "event driven" capability facilitates  
5 integration and extendibility.

An "event" is a happening at a point in time. Some examples of "events" are a user striking a key of a keyboard, arrival of a message or an object 300, expiration of a timer, or a  
10 request from another process.

In the preferred embodiment, ROS 602 responds to an "event" by performing a process in response to the event. ROS 602 dynamically creates active processes and tasks in response  
15 to the occurrence of an event. For example, ROS 602 may create and begin executing one or more component assemblies 690 for performing a process or processes in response to occurrence of an event. The active processes and tasks may terminate once ROS 602 has responded to the event. This ability to dynamically  
20 create (and end) tasks in response to events provides great flexibility, and also permits limited execution resources such as those provided by an SPU 500 to perform a virtually unlimited variety of different processes in different contexts.



Since an "event" may be any type of happening, there are an unlimited number of different events. Thus, any attempt to categorize events into different types will necessarily be a generalization. Keeping this in mind, it is possible to categorize events provided/supported by the preferred embodiment into two broad categories:

- user-initiated events; and
- system-initiated events.

10

Generally, "user-initiated" events are happenings attributable to a user (or a user application). A common "user-initiated" event is a user's request (e.g., by pushing a keyboard button, or transparently using redirector 684) to access an object 300 or other VDE-protected information.

15

"System-initiated" events are generally happenings not attributable to a user. Examples of system initiated events include the expiration of a timer indicating that information should be backed to non-volatile memory, receipt of a message from another electronic appliance 600, and a service call generated by another process (which may have been started to respond to a system-initiated event and/or a user-initiated event).

20

ROS 602 provided by the preferred embodiment responds to an event by specifying and beginning processes to process the event. These processes are, in the preferred embodiment, based on methods 1000. Since there are an unlimited number of  
5 different types of events, the preferred embodiment supports an unlimited number of different processes to process events. This flexibility is supported by the dynamic creation of component assemblies 690 from independently deliverable modules such as method cores 1000', load modules 1100, and data structures such  
10 as UDEs 1200. Even though any categorization of the unlimited potential types of processes supported/provided by the preferred embodiment will be a generalization, it is possible to generally classify processes as falling within two categories:

- 15
- processes relating to use of VDE protected information;  
and
  - processes relating to VDE administration.

**"Use" and "Administrative" Processes**

20 "Use" processes relate in some way to use of VDE-protected information. Methods 1000 provided by the preferred embodiment may provide processes for creating and maintaining a chain of control for use of VDE-protected information. One specific example of a "use" type process is processing to permit a

user to open a VDE object 300 and access its contents. A method 1000 may provide detailed use-related processes such as, for example, releasing content to the user as requested (if permitted), and updating meters, budgets, audit trails, etc. Use-related processes are often user-initiated, but some use processes may be system-initiated. Events that trigger a VDE use-related process may be called "use events."

An "administrative" process helps to keep VDE 100 working. It provides processing that helps support the transaction management "infrastructure" that keeps VDE 100 running securely and efficiently. Administrative processes may, for example, provide processing relating to some aspect of creating, modifying and/or destroying VDE-protected data structures that establish and maintain VDE's chain of handling and control. For example, "administrative" processes may store, update, modify or destroy information contained within a VDE electronic appliance 600 secure database 610. Administrative processes also may provide communications services that establish, maintain and support secure communications between different VDE electronic appliances 600. Events that trigger administrative processes may be called "administrative events."

**Reciprocal Methods**

Some VDE processes are paired based on the way they interact together. One VDE process may "request" processing services from another VDE process. The process that requests  
5 processing services may be called a "request process." The "request" constitutes an "event" because it triggers processing by the other VDE process in the pair. The VDE process that responds to the "request event" may be called a "response process." The "request process" and "response process" may be  
10 called "reciprocal processes."

The "request event" may comprise, for example, a message issued by one VDE node electronic appliance 600 or process for certain information. A corresponding "response process" may  
15 respond to the "request event" by, for example, sending the information requested in the message. This response may itself constitute a "request event" if it triggers a further VDE "response process." For example, receipt of a message in response to an earlier-generated request may trigger a "reply process." This  
20 "reply process" is a special type of "response process" that is triggered in response to a "reply" from another "response process." There may be any number of "request" and "response" process pairs within a given VDE transaction.

A "request process" and its paired "response process" may be performed on the same VDE electronic appliance 600, or the two processes may be performed on different VDE electronic appliances. Communication between the two processes in the pair may be by way of a secure (VDE-protected) communication, an "out of channel" communication, or a combination of the two.

Figures 41a-41d are a set of examples that show how the chain of handling and control is enabled using "reciprocal methods." A chain of handling and control is constructed, in part, using one or more pairs of "reciprocal events" that cooperate in request-response manner. Pairs of reciprocal events may be managed in the preferred embodiment in one or more "reciprocal methods." As mentioned above, a "reciprocal method" is a method 1000 that can respond to one or more "reciprocal events." Reciprocal methods contain the two halves of a cooperative process that may be securely executed at physically and/or temporally distant VDE nodes. The reciprocal processes may have a flexibly defined information passing protocols and information content structure. The reciprocal methods may, in fact, be based on the same or different method core 1000' operating in the same or different VDE nodes 600. VDE nodes 600A and 600B shown in Figure 41a may be the same physical

electronic appliance 600 or may be separate electronic appliances.

5           Figure 41a is an example of the operation of a single pair  
of reciprocal events. In VDE node 600A, method 1000a is  
processing an event that has a request that needs to be processed  
at VDE node 600B. The method 1000a (e.g., based on a  
component assembly 690 including its associated load modules  
1100 and data) that responds to this "request" event is shown in  
10       Figure 41a as 1450. The process 1450 creates a request (1452)  
and, optionally, some information or data that will be sent to the  
other VDE node 1000b for processing by a process associated  
with the reciprocal event. The request and other information  
may be transmitted by any of the transport mechanisms  
15       described elsewhere in this disclosure.

          Receipt of the request by VDE node 600b comprises a  
response event at that node. Upon receipt of the request, the  
VDE node 600b may perform a "reciprocal" process 1454 defined  
20       by the same or different method 1000b to respond to the response  
event. The reciprocal process 1454 may be based on a component  
assembly 690 (e.g., one or more load modules 1100, data, and  
optionally other methods present in the VDE node 600B).

Figure 41b extends the concepts presented in Figure 41a to include a response from VDE node 600B back to VDE node 600A. The process starts as described for Figure 41a through the receipt and processing of the request event and information 1452  
5 by the response process 1454 in VDE node 600B. The response process 1454 may, as part of its processing, cooperate with another request process (1468) to send a response 1469 back to the initiating VDE node 600A. A corresponding reciprocal process 1470 provided by method 1000A may respond to and  
10 process this request event 1469. In this manner, two or more VDE nodes 600A, 600B may cooperate and pass configurable information and requests between methods 1000A, 1000B executing in the nodes. The first and second request-response sequences [(1450, 1452, 1454) and (1468, 1469, 1470)] may be  
15 separated by temporal and spatial distances. For efficiency, the request (1468) and response (1454) processes may be based on the same method 1000 or they may be implemented as two methods in the same or different method core 1000'. A method 1000 may be parameterized by an "event code" so it may provide  
20 different behaviors/results for different events, or different methods may be provided for different events.

Figure 41c shows the extension the control mechanism described in Figures 41a-41b to three nodes (600A, 600B, 600C).

Each request-response pair operates in the manner as described for Figure 41b, with several pairs linked together to form a chain of control and handling between several VDE nodes 600A, 600B, 600C. This mechanism may be used to extend the chain of  
5 handling and control to an arbitrary number of VDE nodes using any configuration of nodes. For example, VDE node 600C might communicate directly to VDE node 600A and communicate directly to VDE 600B, which in turn communicates with VDE node 600A. Alternately, VDE node 600C might communicate  
10 directly with VDE node 600A, VDE node 600A may communicate with VDE node 600B, and VDE node 600B may communicate with VDE node 600C.

A method 1000 may be parameterized with sets of events  
15 that specify related or cooperative functions. Events may be logically grouped by function (e.g., use, distribute), or a set of reciprocal events that specify processes that may operate in conjunction with each other. Figure 41d illustrates a set of  
"reciprocal events" that support cooperative processing between  
20 several VDE nodes 102, 106, 112 in a content distribution model to support the distribution of budget. The chain of handling and control, in this example, is enabled by using a set of "reciprocal events" specified within a BUDGET method. Figure 41d is an example of how the reciprocal event behavior within an example



BUDGET method (1510) work in cooperation to establish a chain of handling and control between several VDE nodes. The example BUDGET method 1510 responds to a "use" event 1478 by performing a "use" process 1476 that defines the mechanism by which processes are budgeted. The BUDGET method 1510 might, for example, specify a use process 1476 that compares a meter count to a budget value and fail the operation if the meter count exceeds the budget value. It might also write an audit trail that describes the results of said BUDGET decisions.

Budget method 1510 may respond to a "distribute" event by performing a distribute process 1472 that defines the process and/or control information for further distribution of the budget. It may respond to a "request" event 1480 by performing a request process 1480 that specifies how the user might request use and/or distribution rights from a distributor. It may respond to a "response" event 1482 by performing a response process 1484 that specifies the manner in which a distributor would respond to requests from other users to whom they have distributed some (or all) of their budget to. It may respond to a "reply" event 1474 by performing a reply process 1475 that might specify how the user should respond to message regranting or denying (more) budget.

Control of event processing, reciprocal events, and their associated methods and method components is provided by PERCs 808 in the preferred embodiment. These PERCs (808) might reference administrative methods that govern the creation, modification, and distribution of the data structures and administrative methods that permit access, modification, and further distribution of these items. In this way, each link in the chain of handling and control might, for example, be able to customize audit information, alter the budget requirements for using the content, and/or control further distribution of these rights in a manner specified by prior members along the distribution chain.

In the example shown in Figure 41d, a distributor at a VDE distributor node (106) might request budget from a content creator at another node (102). This request may be made in the context of a secure VDE communication or it may be passed in an "out-of-channel" communication (e.g. a telephone call or letter). The creator 102 may decide to grant budget to the distributor 106 and processes a distribute event (1452 in BUDGET method 1510 at VDE node 102). A result of processing the distribute event within the BUDGET method might be a secure communication (1454) between VDE nodes 102 and 106 by which a budget granting use and redistribute rights to the

distributor 106 may be transferred from the creator 102 to the distributor. The distributor's VDE node 106 may respond to the receipt of the budget information by processing the communication using the reply process 1475B of the BUDGET method 1510. The reply event processing 1475B might, for example, install a budget and PERC 808 within the distributor's VDE 106 node to permit the distributor to access content or processes for which access is control at least in part by the budget and/or PERC. At some point, the distributor 106 may also desire to use the content to which she has been granted rights to access.

After registering to use the content object, the user 112 would be required to utilize an array of "use" processes 1476C to, for example, open, read, write, and/or close the content object as part of the use process.

Once the distributor 106 has used some or all of her budget, she may desire to obtain additional budget. The distributor 106 might then initiate a process using the BUDGET method request process (1480B). Request process 1480B might initiate a communication (1482AB) with the content creator VDE node 102 requesting more budget and perhaps providing details of the use activity to date (e.g., audit trails). The content creator

102 processes the 'get more budget' request event 1482AB using  
the response process (1484A) within the creator's BUDGET  
method 1510A. Response process 1484A might, for example,  
make a determination if the use information indicates proper use  
5 of the content, and/or if the distributor is credit worthy for more  
budget. The BUDGET method response process 1484A might  
also initiate a financial transaction to transfer funds from the  
distributor to pay for said use, or use the distribute process  
1472A to distribute budget to the distributor 106. A response to  
10 the distributor 106 granting more budget (or denying more  
budget) might be sent immediately as a response to the request  
communication 1482AB, or it might be sent at a later time as  
part of a separate communication. The response communication,  
upon being received at the distributor's VDE node 106, might be  
15 processed using the reply process 1475B within the distributor's  
copy of the BUDGET method 1510B. The reply process 1475B  
might then process the additional budget in the same manner as  
described above.

20           The chain of handling and control may, in addition to  
posting budget information, also pass control information that  
governs the manner in which said budget may be utilized. For  
example, the control information specified in the above example  
may also contain control information describing the process and

limits that apply to the distributor's redistribution of the right to use the creator's content object. Thus, when the distributor responds to a budget request from a user (a communication between a user at VDE node 112 to the distributor at VDE node 106 similar in nature to the one described above between VDE nodes 106 and 102) using the distribute process 1472B within the distributor's copy of the BUDGET method 1510B, a distribution and request/response/reply process similar to the one described above might be initiated.

10

Thus, in this example a single method can provide multiple dynamic behaviors based on different "triggering" events. For example, single BUDGET method 1510 might support any or all of the events listed below:

15

20

Event Type	Event	Process Description
Use Events	use budget	Use budget.
Request Events	request more budget	Request more money for budget.
Processed by		
User Node	request audit by auditor #1	Request that auditor #1 audit the budget use.
Request Process	request budget deletion	Request that budget be deleted from system.
1480c	request method updated	Update method used for auditing.
	request to change auditors	Change from auditor 1 to auditor 2, or vice versa.
	request different audit interval	Change time interval between audits.
	request ability to provide budget copies	Request ability to provide copies of a budget.

Event Type	Event	Process Description
	request ability to distribute budget	Request ability to distribute a budget to other users.
	request account status	Request information on current status of an account.
	Request New Method	Request new method.
	Request Method Update	Request update of method.
	Request Method Deletion	Request deletion of method.
5 Response Events Processed by User Node Request Process 1480C	receive more budget	Allocate more money to budget.
	receive method update	Update method.
	receive auditor change	Change from one auditor to another.
	receive change to audit interval	Change interval between audits.
	receive budget deletion	Delete budget.
	provide audit to auditor #1	Forward audit information to auditor #1.
	provide audit to auditor #2	Forward audit information to auditor #2.
	receive account status	Provide account status.
	Receive New	Receive new budget.
	Receive Method Update	Receive updated information.
	Receive More	Receive more for budget.
	Sent Audit	Send audit information.
	Perform Deletion	Delete information.
10 "Distribute" Events	Create New	Create new budget.
	Provide More	Provide more for budget.
	Audit	Perform audit.
	Delete	Delete information.
	Reconcile	Reconcile budget and auditing.
	Copy	Copy budget.
	Distribute	Distribute budget.
	Method Modification	Modify method.
Display Method	Display requested method.	
15 "Request" Events Processed by Distributor Node Request Process 1484B	Delete	Delete information.
	Get New	Get new budget.
	Get More	Get more for budget.
	Get Updated	Get updated information.
	Get Audited	Get audit information.

5

Event Type	Event	Process Description
Response Events" Processed by Distributor Node Request Process 1484B	Provide New to user	Provide new budget to user.
	Provide More to user	Provide more budget to user.
	Provide Update to user	Provided updated budget to user.
	Audit user	Audit a specified user.
	Delete user's method	Delete method belonging to user.

Examples of Reciprocal Method Processes

10

**A. BUDGET**

Figures 42a, 42b, 42c and 42d, respectively, are flowcharts of example process control steps performed by a representative example of BUDGET method 2250 provided by the preferred embodiment. In the preferred embodiment, BUDGET method 2250 may operate in any of four different modes:

15

- use (see Figure 42a)
- administrative request (see Figure 42b)
- administrative response (see Figure 42c)
- administrative reply (see Figure 42d).

20

In general, the "use" mode of BUDGET method 2250 is invoked in response to an event relating to the use of an object or its content. The "administrative request" mode of BUDGET method 2250 is invoked by or on behalf of the user in response to some user action that requires contact with a VDE financial provider, and basically its task is to send an administrative request to the

25

VDE financial provider. The "administrative response" mode of BUDGET method 2250 is performed at the VDE financial provider in response to receipt of an administrative request sent from a VDE node to the VDE financial provider by the

5 "administrative request" invocation of BUDGET method 2250 shown in Figure 42b. The "administrative response" invocation of BUDGET method 2250 results in the transmission of an administrative object from VDE financial provider to the VDE user node. Finally, the "administrative reply" invocation of

10 BUDGET method 2250 shown in Figure 42d is performed at the user VDE node upon receipt of the administrative object sent by the "administrative response" invocation of the method shown in Figure 42c.

15 In the preferred embodiment, the same BUDGET method 2250 performs each of the four different step sequences shown in Figures 42a-42d. In the preferred embodiment, different event codes may be passed to the BUDGET method 2250 to invoke these various different modes. Of course, it would be possible to

20 use four separate BUDGET methods instead of a single BUDGET method with four different "dynamic personalities," but the preferred embodiment obtains certain advantages by using the same BUDGET method for each of these four types of invocations.



Looking at Figure 42a, the "use" invocation of BUDGET method 2250 first primes the Budget Audit Trail (blocks 2252, 2254). It then obtains the DTD for the Budget UDE, which it uses to obtain and read the Budget UDE blocks 2256-2262).

5 BUDGET method 2250 in this "use" invocation may then determine whether a Budget Audit date has expired, and terminate if it has ("yes" exit to decision block 2264; blocks 2266, 2268). So long as the Budget Audit date has not expired, the method may then update the Budget using the atomic element  
10 and event counts (and possibly other information) (blocks 2270, 2272), and may then save a Budget User Audit record in a Budget Audit Trail UDE (blocks 2274, 2276) before terminating (at terminate point 2278).

15 Looking at Figure 42b, the first six steps (blocks 2280-2290) may be performed by the user VDE node in response to some user action (e.g., request to access new information, request for a new budget, etc.). This "administrative request" invocation of BUDGET method 2250 may prime an audit trail (blocks 2280,  
20 2282). The method may then place a request for administrative processing of an appropriate Budget onto a request queue (blocks 2284, 2286). Finally, the method may save appropriate audit trail information (blocks 2288, 2290). Sometime later, the user VDE node may prime a communications audit trail (blocks 2292,

2294), and may then write a Budget Administrative Request into  
an administrative object (block 2296). This step may obtain  
information from the secure database as needed from such  
sources such as, for example, Budget UDE; Budget Audit Trail  
5 UDE(s); and Budget Administrative Request Record(s) (block  
2298).

Block 2296 may then communicate the administrative  
object to a VDE financial provider, or alternatively, block 2296  
10 may pass administrative object to a separate communications  
process or method that arranges for such communications to  
occur. If desired, method 2250 may then save a communications  
audit trail (blocks 2300, 2302) before terminating (at termination  
point 2304).

15  
Figure 42c is a flowchart of an example of process control  
steps performed by the example of BUDGET method 2250  
provided by the preferred embodiment operating in an  
"administrative response" mode. Steps shown in Figure 42c  
20 would, for example, be performed by a VDE financial provider  
who has received an administrative object containing a Budget  
administrative request as created (and communicated to a VDE  
administrator for example) by Figure 42b (block 2296).

Upon receiving the administrative object, BUDGET method 2250 at the VDE financial provider site may prime a budget communications and response audit trail (blocks 2306, 2308), and may then unpack the administrative object and

5 retrieve the budget request(s), audit trail(s) and record(s) it contains (block 2310). This information retrieved from the administrative object may be written by the VDE financial provider into its secure database (block 2312). The VDE financial provider may then retrieve the budget request(s) and

10 determine the response method it needs to execute to process the request (blocks 2314, 2316). BUDGET method 2250 may send the event(s) contained in the request record(s) to the appropriate response method and may generate response records and response requests based on the RESPONSE method (block 2318).

15 The process performed by block 2318 may satisfy the budget request by writing appropriate new response records into the VDE financial provider's secure database (block 2320). BUDGET method 2250 may then write these Budget administrative response records into an administrative object (blocks 2322,

20 2324), which it may then communicate back to the user node that initiated the budget request. BUDGET method 2250 may then save communications and response processing audit trail information into appropriate audit trail UDE(s) (blocks 2326, 2328) before terminating (at termination point 2330).

Figure 42d is a flowchart of an example of program control steps performed by a representative example of BUDGET method 2250 operating in an "administrative reply" mode. Steps shown in Figure 42d might be performed, for example, by a VDE user node upon receipt of an administrative object containing budget-related information. BUDGET method 2250 may first prime a Budget administrative and communications audit trail (blocks 2332, 2334). BUDGET method 2250 may then extract records and requests from a received administrative object and write the reply record to the VDE secure database (blocks 2336, 2338). The VDE user node may then save budget administrative and communications audit trail information in an appropriate audit trail UDE(s) (blocks 2340, 2341).

Sometime later, the VDE user node may retrieve the reply record from the secure database and determine what method is required to process it (blocks 2344, 2346). The VDE user node may, optionally, prime an audit trail (blocks 2342, 2343) to record the results of the processing of the reply event. The BUDGET method 2250 may then send event(s) contained in the reply record(s) to the REPLY method, and may generate/update the secure database records as necessary to, for example, insert new budget records, delete old budget records and/or apply changes to budget records (blocks 2348, 2350). BUDGET method

2250 may then delete the reply record from the secure data base (blocks 2352, 2353) before writing the audit trail (if required) (blocks 2354m 2355) terminating (at terminate point 2356).

5           **B. REGISTER**

          Figures 43a-43d are flowcharts of an example of program control steps performed by a representative example of a REGISTER method 2400 provided by the preferred embodiment. In this example, the REGISTER method 2400 performs the  
10           example steps shown in Figure 43a when operating in a "use" mode, performs the example steps shown in Figure 43b when operating in an "administrative request" mode, performs the steps shown in Figure 43c when operating in an "administrative response" mode, and performs the steps shown in Figure 43d  
15           when operating in an "administrative reply" mode.

          The steps shown in Figure 43a may be, for example, performed at a user VDE node in response to some action by or on behalf of the user. For example the user may ask to access an  
20           object that has not yet been (or is not now) properly registered to her. In response to such a user request, the REGISTER method 2400 may prime a Register Audit Trail UDE (blocks 2402, 2404) before determining whether the object being requested has already been registered (decision block 2406). If the object has

already been registered ("yes" exit to decision block 2406), the REGISTER method may terminate (at termination point 2408). If the object is not already registered ("no" exit to decision block 2406), then REGISTER method 2400 may access the VDE node  
5 secure database PERC 808 and/or Register MDE (block 2410). REGISTER method 2400 may extract an appropriate Register Record Set from this PERC 808 and/or Register MDE (block 2412), and determine whether all of the required elements are present that are needed to register the object (decision block  
10 2414). If some piece(s) is missing ("no" exit to decision block 2414), REGISTER method 2400 may queue a Register request record to a communication manager and then suspend the REGISTER method until the queued request is satisfied (blocks 2416, 2418). Block 2416 may have the effect of communicating a  
15 register request to a VDE distributor, for example. When the request is satisfied and the register request record has been received (block 2420), then the test of decision block 2414 is satisfied ("yes" exit to decision block 2414), and REGISTER method 2400 may proceed. At this stage, the REGISTER method  
20 2400 may allow the user to select Register options from the set of method options allowed by PERC 808 accessed at block 2410 (block 2422). As one simple example, the PERC 808 may permit the user to pay by VISA or MasterCard but not by American Express; block 2422 may display a prompt asking the user to

select between paying using her VISA card and paying using her MasterCard (block 2424). The REGISTER method 2400 preferably validates the user selected registration options and requires the user to select different options if the initial user options were invalid (block 2426, "no" exit to decision block 2428). Once the user has made all required registration option selections and those selections have been validated ("yes" exit to decision block 2428), the REGISTER method 2400 may write an User Registration Table (URT) corresponding to this object and this user which embodies the user registration selections made by the user along with other registration information required by PERC 808 and/or the Register MDE (blocks 2430, 2432). REGISTER method 2400 may then write a Register audit record into the secure database (blocks 2432, 2434) before terminating (at terminate point 2436).

Figure 43b shows an example of an "administrative request" mode of REGISTER method 2400. This Administrative Request Mode may occur on a VDE user system to generate an appropriate administrative object for communication to a VDE distributor or other appropriate VDE participant requesting registration information. Thus, for example, the steps shown in Figure 43b may be performed as part of the "queue register request record" block 2416 shown in Figure 43a. To make a

Register administrative request, REGISTER method 2400 may first prime a communications audit trail (blocks 2440, 2442), and then access the secure database to obtain data about registration (block 2444). This secure database access may, for example,

5 allow the owner and/or publisher of the object being registered to find out demographic, user or other information about the user. As a specific example, suppose that the object being registered is a spreadsheet software program. The distributor of the object may want to know what other software the user has registered.

10 For example, the distributor may be willing to give preferential pricing if the user registers a "suite" of multiple software products distributed by the same distributor. Thus, the sort of information solicited by a "user registration" card enclosed with most standard software packages may be solicited and

15 automatically obtained by the preferred embodiment at registration time. In order to protect the privacy rights of the user, REGISTER method 2400 may pass such user-specific data through a privacy filter that may be at least in part customized by the user so the user can prevent certain information from

20 being revealed to the outside world (block 2446). The REGISTER method 2400 may write the resulting information along with appropriate Register Request information identifying the object and other appropriate parameters into an administrative object (blocks 2448, 2450). REGISTER method



2400 may then pass this administrative object to a communications handler. REGISTER method 2400 may then save a communications audit trail (blocks 2452, 2454) before terminating (at terminate point 2456).

5

Figure 43c includes REGISTER method 2400 steps that may be performed by a VDE distributor node upon receipt of Register Administrative object sent by block 2448, Figure 43b. REGISTER method 2400 in this "administrative response" mode may prime appropriate audit trails (blocks 2460, 2462), and then may unpack the received administrative object and write the associated register request(s) configuration information into the secure database (blocks 2464, 2466). REGISTER method 2400 may then retrieve the administrative request from the secure database and determine which response method to run to process the request (blocks 2468, 2470). If the user fails to provide sufficient information to register the object, REGISTER method 2400 may fail (blocks 2472, 2474). Otherwise, REGISTER method 2400 may send event(s) contained in the appropriate request record(s) to the appropriate response method, and generate and write response records and response requests (e.g., PERC(s) and/or UDEs) to the secure database (blocks 2476, 2478). REGISTER method 2400 may then write the appropriate Register administrative response record into an administrative

10

15

20

object (blocks 2480, 2482). Such information may include, for example, one or more replacement PERC(s) 808, methods, UDE(s), etc. (block 2482). This enables, for example, a distributor to distribute limited right permissions giving users only enough information to register an object, and then later, upon registration, replacing the limited right permissions with wider permissioning scope granting the user more complete access to the objects. REGISTER method 2400 may then save the communications and response processing audit trail (blocks 2484, 2486), before terminating (at terminate point 2488).

Figure 43d shows steps that may be performed by the VDE user node upon receipt of the administrative object generated/transmitted by Figure 43c block 2480. The steps shown in Figure 43d are very similar to those shown in Figure 42d for the BUDGET method administrative reply process.

### C. AUDIT

Figures 44a-44c are flowcharts of examples of program control steps performed by a representative example of an AUDIT method 2520 provided by the preferred embodiment. As in the examples above, the AUDIT method 2520 provides three different operational modes in this preferred embodiment example: Figure 44a shows the steps performed by the AUDIT

method in an "administrative request" mode; Figure 44b shows steps performed by the method in the "administrative response" mode; and Figure 44c shows the steps performed by the method in an "administrative reply" mode.

5

The AUDIT method 2520 operating in the "administrative request" mode as shown in Figure 44a is typically performed, for example, at a VDE user node based upon some request by or on behalf of the user. For example, the user may have requested an audit, or a timer may have expired that initiates communication of audit information to a VDE content provider or other VDE participant. In the preferred embodiment, different audits of the same overall process may be performed by different VDE participants. A particular "audit" method 2520 invocation may be initiated for any one (or all) of the involved VDE participants. Upon invocation of AUDIT method 2520, the method may prime an audit administrative audit trail (thus, in the preferred embodiment, the audit processing may itself be audited) (blocks 2522, 2524). The AUDIT method 2520 may then queue a request for administrative processing (blocks 2526, 2528), and then may save the audit administrative audit trail in the secure database (blocks 2530, 2532). Sometime later, AUDIT method 2520 may prime a communications audit trail (blocks 2534, 2536), and may then write Audit Administrative Request(s) into one or more

10

15

20

administrative object(s) based on specific UDE, audit trail UDE(s), and/or administrative record(s) stored in the secure database (blocks 2538, 2540). The AUDIT method 2520 may then save appropriate information into the communications  
5 audit trail (blocks 2542, 2544) before terminating (at terminate point 2546).

Figure 44b shows example steps performed by a VDE content provider, financial provider or other auditing VDE node  
10 upon receipt of the administrative object generated and communicated by Figure 44a block 2538. The AUDIT method 2520 in this "administrative response" mode may first prime an Audit communications and response audit trail (blocks 2550, 2552), and may then unpack the received administrative object  
15 and retrieve its contained Audit request(s) audit trail(s) and audit record(s) for storage into the secured database (blocks 2554, 2556). AUDIT method 2520 may then retrieve the audit request(s) from the secure database and determine the response method to run to process the request (blocks 2558, 2560). AUDIT  
20 method 2520 may at this stage send event(s) contained in the request record(s) to the appropriate response method, and generate response record(s) and requests based on this method (blocks 2562, 2564). The processing block 2562 may involve a communication to the outside world.

For example, AUDIT method 2520 at this point could call an external process to perform, for example, an electronic funds transfer against the user's bank account or some other bank account. The AUDIT administrative response can, if desired, call  
5 an external process that interfaces VDE to one or more existing computer systems. The external process could be passed the user's account number, PIN, dollar amount, or any other information configured in, or associated with, the VDE audit trail being processed. The external process can communicate  
10 with non-VDE hosts and use the information passed to it as part of these communications. For example, the external process could generate automated clearinghouse (ACH) records in a file for submittal to a bank. This mechanism would provide the ability to automatically credit or debit a bank account in any  
15 financial institution. The same mechanism could be used to communicate with the existing credit card (e.g. VISA) network by submitting VDE based charges against the charge account.

Once the appropriate Audit response record(s) have been  
20 generated, AUDIT method 2520 may write an Audit administrative record(s) into an administrative object for communication back to the VDE user node that generated the Audit request (blocks 2566, 2568). The AUDIT method 2520 may then save communications and response processing audit

information in appropriate audit trail(s) (blocks 2570, 2572)  
before terminating (at terminate point 2574).

5 Figure 44c shows an example of steps that may be  
performed by the AUDIT method 2520 back at the VDE user  
node upon receipt of the administrative object generated and  
sent by Figure 44b, block 2566. The steps 2580-2599 shown in  
Figure 44c are similar to the steps shown in Figure 43d for the  
REGISTER method 2400 in the "administrative reply" mode.

10 Briefly, these steps involve receiving and extracting appropriate  
response records from the administrative object (block 2584), and  
then processing the received information appropriately to update  
secure database records and perform any other necessary actions  
(blocks 2595, 2596).

#### 15 **Examples of Event-Driven Content-Based Methods**

VDE methods 1000 are designed to provide a very flexible  
and highly modular approach to secure processing. A complete  
VDE process to service a "use event" may typically be  
20 constructed as a combination of methods 1000. As one example,  
the typical process for reading content or other information from  
an object 300 may involve the following methods:

- an EVENT method
- a METER method

- a BILLING method
- a BUDGET method.

5           Figure 45 is an example of a sequential series of methods performed by VDE 100 in response to an event. In this example, when an event occurs, an EVENT method 402 may "qualify" the event to determine whether it is significant or not. Not all events are significant. For example, if the EVENT method 1000 in a control process dictates that usage is to be metered based upon number of pages read, then user request "events" for reading less than a page of information may be ignored. In another example, if a system event represents a request to read a certain number of bytes, and the EVENT method 1000 is part of a control process designed to meter paragraphs, then the EVENT method may evaluate the read request to determine how many paragraphs are represented in the bytes requested. This process may involve mapping to "atomic elements" to be discussed in more detail below.

15           EVENT method 402 filters out events that are not significant with regard to the specific control method involved. EVENT method 402 may pass on qualified events to a METER process 1404, which meters or discards the event based on its own particular criteria.

In addition, the preferred embodiment provides an optimization called "precheck." EVENT method/process 402 may perform this "precheck" based on metering, billing and budget information to determine whether processing based on an event will be allowed. Suppose, for example, that the user has already exceeded her budget with respect to accessing certain information content so that no further access is permitted. Although BUDGET method 408 could make this determination, records and processes performed by BUDGET method 404 and/or BILLING method 406 might have to be "undone" to, for example, prevent the user from being charged for an access that was actually denied. It may be more efficient to perform a "precheck" within EVENT method 402 so that fewer transactions have to be "undone."

15

METER method 404 may store an audit record in a meter "trail" UDE 1200, for example, and may also record information related to the event in a meter UDE 1200. For example, METER method 404 may increment or decrement a "meter" value within a meter UDE 1200 each time content is accessed. The two different data structures (meter UDE and meter trail UDE) may be maintained to permit record keeping for reporting purposes to be maintained separately from record keeping for internal operation purposes, for example.

20



Once the event is metered by METER method 404, the metered event may be processed by a BILLING method 406. BILLING method 406 determines how much budget is consumed by the event, and keeps records that are useful for reconciliation of meters and budgets. Thus, for example, BILLING method 406 may read budget information from a budget UDE, record billing information in a billing UDE, and write one or more audit records in a billing trail UDE. While some billing trail information may duplicate meter and/or budget trail information, the billing trail information is useful, for example, to allow a content creator 102 to expect a payment of a certain size, and serve as a reconciliation check to reconcile meter trail information sent to creator 102 with budget trail information sent to, for example, an independent budget provider.

BILLING method 406 may then pass the event on to a BUDGET method 408. BUDGET method 408 sets limits and records transactional information associated with those limits. For example, BUDGET method 408 may store budget information in a budget UDE, and may store an audit record in a budget trail UDE. BUDGET method 408 may result in a "budget remaining" field in a budget UDE being decremented by an amount specified by BILLING method 406.

The information content may be released, or other action taken, once the various methods 402, 404, 406, 408 have processed the event.

5           As mentioned above, PERCs 808 in the preferred embodiment may be provided with "control methods" that in effect "oversee" performance of the other required methods in a control process. Figure 46 shows how the required methods/processes 402, 404, 406, and 408 of Figure 45 can be  
10 organized and controlled by a control method 410. Control method 410 may call, dispatch events, or otherwise invoke the other methods 402, 404, 406, 408 and otherwise supervise the processing performed in response to an "event."

15           Control methods operate at the level of control sets 906 within PERCs 808. They provide structure, logic, and flow of control between disparate acquired methods 1000. This mechanism permits the content provider to create any desired chain of processing, and also allows the specific chain of  
20 processing to be modified (within permitted limits) by downstream redistributors. This control structure concept provides great flexibility.

Figure 47 shows an example of an "aggregate" method 412 which collects METER method 404, BUDGET method 406 and BILLING method 408 into an "aggregate" processing flow. Aggregate method 412 may, for example, combine various  
5 elements of metering, budgeting and billing into a single method 1000. Aggregate method 412 may provide increased efficiency as a result of processing METER method 404, BUDGET method 406 and BILLING method 408 aggregately, but may decrease flexibility because of decreased modularity.

10

Many different methods can be in effect simultaneously. Figure 48 shows an example of preferred embodiment event processing using multiple METER methods 404 and multiple BUDGET methods 1408. Some events may be subject to many  
15 different required methods operating independently or cumulatively. For example, in the example shown in Figure 48, meter method 404a may maintain meter trail and meter information records that are independent from the meter trail and meter information records maintained by METER method  
20 404b. Similarly, BUDGET method 408a may maintain records independently of those records maintained by BUDGET method 408b. Some events may bypass BILLING method 408 while nevertheless being processed by meter method 404a and

BUDGET method 408a. A variety of different variations are possible.

#### REPRESENTATIVE EXAMPLES OF VDE METHODS

5           Although methods 1000 can have virtually unlimited variety and some may even be user-defined, certain basic "use" type methods are preferably used in the preferred embodiment to control most of the more fundamental object manipulation and other functions provided by VDE 100. For example, the  
10 following high level methods would typically be provided for object manipulation:

- OPEN method
- READ method
- WRITE method
- 15      •       CLOSE method.

          An OPEN method is used to control opening a container so its contents may be accessed. A READ method is used to control the access to contents in a container. A WRITE method is used  
20 to control the insertion of contents into a container. A CLOSE method is used to close a container that has been opened.

Subsidiary methods are provided to perform some of the steps required by the OPEN, READ, WRITE and/or CLOSE methods. Such subsidiary methods may include the following:

- ACCESS method
- 5 • PANIC method
- ERROR method
- DECRYPT method
- ENCRYPT method
- DESTROY content method
- 10 • INFORMATION method
- OBSCURE method
- FINGERPRINT method
- EVENT method.
- CONTENT method
- 15 • EXTRACT method
- EMBED method
- METER method
- BUDGET method
- REGISTER method
- 20 • BILLING method
- AUDIT method

An ACCESS method may be used to physically access content associated with an opened container (the content can be

anywhere). A PANIC method may be used to disable at least a portion of the VDE node if a security violation is detected. An ERROR method may be used to handle error conditions. A DECRYPT method is used to decrypt encrypted information. An ENCRYPT method is used to encrypt information. A DESTROY content method is used to destroy the ability to access specific content within a container. An INFORMATION method is used to provide public information about the contents of a container. An OBSCURE method is used to devalue content read from an opened container (e.g., to write the word "SAMPLE" over a displayed image). A FINGERPRINT method is used to mark content to show who has released it from the secure container. An event method is used to convert events into different events for response by other methods.

### Open

Figure 49 is a flowchart of an example of preferred embodiment process control steps for an example of an OPEN method 1500. Different OPEN methods provide different detailed steps. However, the OPEN method shown in Figure 49 is a representative example of a relatively full-featured "open" method provided by the preferred embodiment. Figure 49 shows a macroscopic view of the OPEN method. Figures 49a-49f are

together an example of detailed program controlled steps performed to implement the method shown in Figure 49.

The OPEN method process starts with an "open event."

5 This open event may be generated by a user application, an operating system intercept or various other mechanisms for capturing or intercepting control. For example, a user application may issue a request for access to a particular content stored within the VDE container. As another example, another  
10 method may issue a command.

In the example shown, the open event is processed by a control method 1502. Control method 1502 may call other methods to process the event. For example, control method 1502  
15 may call an EVENT method 1504, a METER method 1506, a BILLING method 1508, and a BUDGET method 1510. Not all OPEN control methods necessarily call of these additional methods, but the OPEN method 1500 shown in Figure 49 is a representative example.

20

Control method 1502 passes a description of the open event to EVENT method 1504. EVENT method 1504 may determine, for example, whether the open event is permitted and whether the open event is significant in the sense that it needs to

be processed by METER method 1506, BILLING method 1508, and/or BUDGET method 1510. EVENT method 1504 may maintain audit trail information within an audit trail UDE, and may determine permissions and significance of the event by  
5 using an Event Method Data Element (MDE). EVENT method 1504 may also map the open event into an "atomic element" and count that may be processed by METER method 1506, BILLING method 1508, and/or BUDGET method 1510.

10 In OPEN method 1500, once EVENT method 1504 has been called and returns successfully, control method 1502 then may call METER method 1506 and pass the METER method, the atomic element and count returned by EVENT method 1504. METER method 1506 may maintain audit trail information in a  
15 METER method Audit Trail UDE, and may also maintain meter information in a METER method UDE. In the preferred embodiment, METER method 1506 returns a meter value to control method 1502 assuming successful completion.

20 In the preferred embodiment, control method 1502 upon receiving an indication that METER method 1506 has completed successfully, then calls BILLING method 1508. Control method 1502 may pass to BILLING method 1508 the meter value provided by METER method 1506. BILLING method 1508 may



read and update billing information maintained in a BILLING  
method map MDE, and may also maintain and update audit trail  
in a BILLING method Audit Trail UDE. BILLING method 1508  
may return a billing amount and a completion code to control  
5 method 1502.

Assuming BILLING method 1508 completes successfully,  
control method 1502 may pass the billing value provided by  
BILLING method 1508 to BUDGET method 1510. BUDGET  
10 method 1510 may read and update budget information within a  
BUDGET method UDE, and may also maintain audit trail  
information in a BUDGET method Audit Trail UDE. BUDGET  
method 1510 may return a budget value to control method 1502,  
and may also return a completion code indicating whether the  
15 open event exceeds the user's budget (for this type of event).

Upon completion of BUDGET method 1510, control  
method 1502 may create a channel and establish read/use  
control information in preparation for subsequent calls to the  
20 READ method.

Figures 49a-49f are a more detailed description of the  
OPEN method 1500 example shown in Figure 49. Referring to  
Figure 49a, in response to an open event, control method 1502

first may determine the identification of the object to be opened and the identification of the user that has requested the object to be opened (block 1520). Control method 1502 then determines whether the object to be opened is registered for this user (decision block 1522). It makes this determination at least in part in the preferred embodiment by reading the PERC 808 and the User Rights Table (URT) element associated with the particular object and particular user determined by block 1520 (block 1524). If the user is not registered for this particular object ("no" exit to decision block 1522), then control method 1502 may call the REGISTER method for the object and restart the OPEN method 1500 once registration is complete (block 1526). The REGISTER method block 1526 may be an independent process and may be time independent. It may, for example, take a relatively long time to complete the REGISTER method (say if the VDE distributor or other participant responsible for providing registration wants to perform a credit check on the user before registering the user for this particular object).

20

Assuming the proper URT for this user and object is present such that the object is registered for this user ("yes" exit to decision block 1522), control method 1502 may determine whether the object is already open for this user (decision block

1528). This test may avoid creating a redundant channel for opening an object that is already open. Assuming the object is not already open ("no" exit to decision block 1528), control method 1502 creates a channel and binds appropriate open control elements to it (block 1530). It reads the appropriate open control elements from the secure database (or the container, such as, for example, in the case of a travelling object), and "binds" or "links" these particular appropriate control elements together in order to control opening of the object for this user. Thus, block 1530 associates an event with one or more appropriate method core(s), appropriate load modules, appropriate User Data Elements, and appropriate Method Data Elements read from the secure database (or the container) (block 1532). At this point, control method 1502 specifies the open event (which started the OPEN method to begin with), the object ID and user ID (determined by block 1520), and the channel ID of the channel created by block 1530 to subsequent EVENT method 1504, METER method 1506, BILLING method 1508 and BUDGET method 1510 to provide a secure database "transaction" (block 1536). Before doing so, control method 1502 may prime an audit process (block 1533) and write audit information into an audit UDE (block 1534) so a record of the transaction exists even if the transaction fails or is interfered with.

The detail steps performed by EVENT method 1504 are set forth on Figure 49b. EVENT method 1504 may first prime an event audit trail if required (block 1538) which may write to an EVENT Method Audit Trail UDE (block 1540). EVENT method 5 1504 may then perform the step of mapping the open event to an atomic element number and event count using a map MDE (block 1542). The EVENT method map MDE may be read from the secure database (block 1544). This mapping process performed by block 1542 may, for example, determine whether or 10 not the open event is meterable, billable, or budgetable, and may transform the open event into some discrete atomic element for metering, billing and/or budgeting. As one example, block 1542 might perform a one-to-one mapping between open events and "open" atomic elements, or it may only provide an open atomic 15 element for every fifth time that the object is opened. The map block 1542 preferably returns the open event, the event count, the atomic element number, the object ID, and the user ID. This information may be written to the EVENT method Audit Trail UDE (block 1546, 1548). In the preferred embodiment, a test 20 (decision block 1550) is then performed to determine whether the EVENT method failed. Specifically, decision block 1550 may determine whether an atomic element number was generated. If no atomic element number was generated (e.g., meaning that the open event is not significant for processing by METER method

1506, BILLING method 1508 and/or BUDGET method 1510), then EVENT method 1504 may return a "fail" completion code to control method 1502 ("no" exit to decision block 1550).

5                   Control method 1502 tests the completion code returned by  
EVENT method 1504 to determine whether it failed or was  
successful (decision block 1552). If the EVENT method failed  
("no" exit to decision block 1552), control method 1502 may "roll  
back" the secure database transaction (block 1554) and return  
10                   itself with an indication that the OPEN method failed (block  
1556). In this context, "rolling back" the secure database  
transaction means, for example, "undoing" the changes made to  
audit trail UDE by blocks 1540, 1548. However, this "roll back"  
performed by block 1554 in the preferred embodiment does not  
15                   "undo" the changes made to the control method audit UDE by  
blocks 1532, 1534.

                  Assuming the EVENT method 1504 completed  
successfully, control method 1502 then calls the METER method  
20                   1506 shown on Figure 49c. In the preferred embodiment,  
METER method 1506 primes the meter audit trail if required  
(block 1558), which typically involves writing to a METER  
method audit trail UDE (block 1560). METER method 1506 may  
then read a METER method UDE from the secure database

(block 1562), modify the meter UDE by adding an appropriate event count to the meter value contained in the meter UDE (block 1564), and then writing the modified meter UDE back to the secure database (block 1562). In other words, block 1564  
5 may read the meter UDE, increment the meter count it contains, and write the changed meter UDE back to the secure database. In the preferred embodiment, METER method 1506 may then write meter audit trail information to the METER method audit trail UDE if required (blocks 1566, 1568). METER method 1506  
10 preferably next performs a test to determine whether the meter increment succeeded (decision block 1570). METER method 1506 returns to control method 1502 with a completion code (e.g., succeed or fail) and a meter value determined by block 1564.

15 Control method 1502 tests whether the METER method succeeded by examining the completion code, for example (decision block 1572). If the METER method failed ("no" exit to decision block 1572), then control method 1502 "rolls back" a secure database transaction (block 1574), and returns with an  
20 indication that the OPEN method failed (block 1576). Assuming the METER method succeeded ("yes" exit to decision block 1572), control method 1502 calls the BILLING method 1508 and passes it the meter value provided by METER method 1506.

An example of steps performed by BILLING method 1508 is set forth in Figure 49d. BILLING method 1508 may prime a billing audit trail if required (block 1578) by writing to a BILLING method Audit Trail UDE within the secure database (block 1580). BILLING method 1508 may then map the atomic element number, count and meter value to a billing amount using a BILLING method map MDE read from the secure database (blocks 1582, 1584). Providing an independent BILLING method map MDE containing, for example, price list information, allows separately deliverable pricing for the billing process. The resulting billing amount generated by block 1582 may be written to the BILLING method Audit Trail UDE (blocks 1586, 1588), and may also be returned to control method 1502. In addition, BILLING method 1508 may determine whether a billing amount was properly selected by block 1582 (decision block 1590). In this example, the test performed by block 1590 generally requires more than mere examination of the returned billing amount, since the billing amount may be changed in unpredictable ways as specified by BILLING method map MDE. Control then returns to control method 1502, which tests the completion code provided by BILLING method 1508 to determine whether the BILLING method succeeded or failed (block 1592). If the BILLING method failed ("no" exit to decision block 1592), control method 1502 may "roll back" the secure database

transaction (block 1594), and return an indication that the  
OPEN method failed (block 1596). Assuming the test performed  
by decision block 1592 indicates that the BILLING method  
succeeded ("yes" exit to decision block 1592), then control method  
5 1502 may call BUDGET method 1510.

Other BILLING methods may use site, user and/or usage  
information to establish, for example, pricing information. For  
example, information concerning the presence or absence of an  
10 object may be used in establishing "suite" purchases, competitive  
discounts, etc. Usage levels may be factored into a BILLING  
method to establish price breaks for different levels of usage. A  
currency translation feature of a BILLING method may allow  
purchases and/or pricing in many different currencies. Many  
15 other possibilities exist for determining an amount of budget  
consumed by an event that may be incorporated into BILLING  
methods.

An example of detailed control steps performed by  
20 BUDGET method 1510 is set forth in Figure 49e. BUDGET  
method 1510 may prime a budget audit trail if required by  
writing to a budget trail UDE (blocks 1598, 1600). BUDGET  
method 1510 may next perform a billing operation by adding a  
billing amount to a budget value (block 1602). This operation



may be performed, for example, by reading a BUDGET method UDE from the secure database, modifying it, and writing it back to the secure database (block 1604). BUDGET method 1510 may then write the budget audit trail information to the BUDGET

5 method Audit Trail UDE (blocks 1606, 1608). BUDGET method 1510 may finally, in this example, determine whether the user has run out of budget by determining whether the budget value calculated by block 1602 is out of range (decision block 1610). If the user has run out of budget ("yes" exit to decision block 1610),

10 the BUDGET method 1510 may return a "fail completion" code to control method 1502. BUDGET method 1510 then returns to control method 1502, which tests whether the BUDGET method completion code was successful (decision block 1612). If the BUDGET method failed ("no" exit to decision block 1612), control

15 method 1502 may "roll back" the secure database transaction and itself return with an indication that the OPEN method failed (blocks 1614, 1616). Assuming control method 1502 determines that the BUDGET method was successful, the control method may perform the additional steps shown on Figure 49f. For

20 example, control method 1502 may write an open audit trail if required by writing audit information to the audit UDE that was primed at block 1532 (blocks 1618, 1620). Control method 1502 may then establish a read event processing (block 1622), using the User Right Table and the PERC associated with the object

and user to establish the channel (block 1624). This channel may optionally be shared between users of the VDE node 600, or may be used only by a specified user.

5           Control method 1502 then, in the preferred embodiment, tests whether the read channel was established successfully (decision block 1626). If the read channel was not successfully established ("no" exit to decision block 1626), control method 1502 "rolls back" the secured database transaction and provides  
10           an indication that the OPEN method failed (blocks 1628, 1630). Assuming the read channel was successfully established ("yes" exit to decision block 1626), control method 1502 may "commit" the secure database transaction (block 1632). This step of "committing" the secure database transaction in the preferred  
15           embodiment involves, for example, deleting intermediate values associated with the secure transaction that has just been performed and, in one example, writing changed UDEs and MDEs to the secure database. It is generally not possible to "roll back" a secure transaction once it has been committed by block  
20           1632. Then, control method 1502 may "tear down" the channel for open processing (block 1634) before terminating (block 1636). In some arrangements, such as multi-tasking VDE node environments, the open channel may be constantly maintained and available for use by any OPEN method that starts. In other

implementations, the channel for open processing may be rebuilt and restarted each time an OPEN method starts.

### Read

5           Figure 50, 50a-50f show examples of process control steps for performing a representative example of a READ method 1650. Comparing Figure 50 with Figure 49 reveals that the same overall high level processing may typically be performed for READ method 1650 as was described in connection with OPEN  
10           method 1500. Thus, READ method 1650 may call a control method 1652 in response to a read event, the control method in turn invoking an EVENT method 1654, a METER method 1656, a BILLING method 1658 and a BUDGET method 1660. In the preferred embodiment, READ control method 1652 may request  
15           methods to fingerprint and/or obscure content before releasing the decrypted content.

          Figures 50a-50e are similar to Figures 49a-49e. Of course, even though the same user data elements may be used for both  
20           the OPEN method 1500 and the READ method 1650, the method data elements for the READ method may be completely different, and in addition, the user data elements may provide different auditing, metering, billing and/or budgeting criteria for read as opposed to open processing.

Referring to Figure 50f, the READ control method 1652 must determine which key to use to decrypt content if it is going to release decrypted content to the user (block 1758). READ control method 1652 may make this key determination based, in part, upon the PERC 808 for the object (block 1760). READ control method 1652 may then call an ACCESS method to actually obtain the encrypted content to be decrypted (block 1762). The content is then decrypted using the key determined by block 1758 (block 1764). READ control method 1652 may then determine whether a "fingerprint" is desired (decision block 1766). If fingerprinting of the content is desired ("yes" exit of decision block 1766), READ control method 1652 may call the FINGERPRINT method (block 1768). Otherwise, READ control method 1652 may determine whether it is desired to obscure the decrypted content (decision block 1770). If so, READ control method 1652 may call an OBSCURE method to perform this function (block 1772). Finally, READ control method 1652 may commit the secure database transaction (block 1774), optionally tear down the read channel (not shown), and terminate (block 1776).

### **Write**

Figures 51, 51a-51f are flowcharts of examples of process control steps used to perform a representative example of a

WRITE method 1780 in the preferred embodiment. WRITE method 1780 uses a control method 1782 to call an EVENT method 1784, METER method 1786, BILLING method 1788, and BUDGET method 1790 in this example. Thus, writing  
5 information into a container (either by overwriting information already stored in the container or adding new information to the container) in the preferred embodiment may be metered, billed and/or budgeted in a manner similar to the way opening a container and reading from a container can be metered, billed  
10 and budgeted. As shown in Figure 51, the end result of WRITE method 1780 is typically to encrypt content, update the container table of contents and related information to reflect the new content, and write the content to the object.

15 Figure 51a for the WRITE control method 1782 is similar to Figure 49a and Figure 50a for the OPEN control method and the READ control method, respectively. However, Figure 51b is slightly different from its open and read counterparts. In particular, block 1820 is performed if the WRITE EVENT  
20 method 1784 fails. This block 1820 updates the EVENT method map MDE to reflect new data. This is necessary to allow information written by block 1810 to be read by Figure 51b READ method block 1678 based on the same (but now updated) EVENT method map MDE.

Looking at Figure 51f, once the EVENT, METER, BILLING and BUDGET methods have returned successfully to WRITE control method 1782, the WRITE control method writes audit information to Audit UDE (blocks 1890, 1892), and then  
5 determines (based on the PERC for the object and user and an optional algorithm) which key should be used to encrypt the content before it is written to the container (blocks 1894, 1896). CONTROL method 1782 then encrypts the content (block 1898) possibly by calling an ENCRYPT method, and writes the  
10 encrypted content to the object (block 1900). CONTROL method 1782 may then update the table of contents (and related information) for the container to reflect the newly written information (block 1902), commit the secure database transaction (block 1904), and return (block 1906).

15

### Close

Figure 52 is a flowchart of an example of process control steps to perform a representative example of a CLOSE method 1920 in the preferred embodiment. CLOSE method 1920 is used  
20 to close an open object. In the preferred embodiment, CLOSE method 1920 primes an audit trail and writes audit information to an Audit UDE (blocks 1922, 1924). CLOSE method 1920 then may destroy the current channel(s) being used to support and/or process one or more open objects (block 1926). As discussed

above, in some (e.g., multi-user or multi-tasking) installations, the step of destroying a channel is not needed because the channel may be left operating for processing additional objects for the same or different users. CLOSE method 1920 also  
5 releases appropriate records and resources associated with the object at this time (block 1926). The CLOSE method 1920 may then write an audit trail (if required) into an Audit UDE (blocks 1928, 1930) before completing.

## 10 **Event**

Figure 53a is a flowchart of example process control steps provided by a more general example of an EVENT method 1940 provided by the preferred embodiment. Examples of EVENT methods are set forth in Figures 49b, 50b and 51b and are  
15 described above. EVENT method 1940 shown in Figure 53a is somewhat more generalized than the examples above. Like the EVENT method examples above, EVENT method 1940 receives an identification of the event along with an event count and event parameters. EVENT method 1940 may first prime an  
20 EVENT audit trail (if required) by writing appropriate information to an EVENT method Audit Trail UDE (blocks 1942, 1944). EVENT method 1940 may then obtain and load an EVENT method map DTD from the secure database (blocks 1946, 1948). This EVENT method map DTD describes, in this

example, the format of the EVENT method map MDE to be read and accessed immediately subsequently (by blocks 1950, 1952). In the preferred embodiment, MDEs and UDEs may have any of various different formats, and their formats may be flexibly  
5 specified or changed dynamically depending upon the installation, user, etc. The DTD, in effect, describes to the EVENT method 1940 how to read from the EVENT method map MDE. DTDs are also used to specify how methods should write to MDEs and UDEs, and thus may be used to implement privacy  
10 filters by, for example, preventing certain confidential user information from being written to data structures that will be reported to third parties.

Block 1950 ("map event to atomic element # and event  
15 count using a Map MDE") is in some sense the "heart" of EVENT method 1940. This step "maps" the event into an "atomic element number" to be responded to by subsequently called methods. An example of process control steps performed by a somewhat representative example of this "mapping" step 1950 is  
20 shown in Figure 53b.

The Figure 53b example shows the process of converting a READ event that is associated with requesting byte range 1001-1500 from a specific piece of content into an appropriate atomic



element. The example EVENT method mapping process (block 1950 in Figure 53a) can be detailed as the representative process shown in Figure 53b.

5           EVENT method mapping process 1950 may first look up  
the event code (READ) in the EVENT method MDE (1952) using  
the EVENT method map DTD (1948) to determine the structure  
and contents of the MDE. A test might then be performed to  
10           determine if the event code was found in the MDE (1956), and if  
not ("No" branch), the EVENT method mapping process may the  
terminate (1958) without mapping the event to an atomic  
element number and count. If the event was found in the MDE  
("Yes" branch), the EVENT method mapping process may then  
15           compare the event range (e.g., bytes 1001-1500) against the  
atomic element to event range mapping table stored in the MDE  
(block 1960). The comparison might yield one or more atomic  
element numbers or the event range might not be found in the  
mapping table. The result of the comparison might then be  
20           tested (block 1962) to determine if any atomic element numbers  
were found in the table. If not ("No" branch), the EVENT  
method mapping process may terminate without selecting any  
atomic element numbers or counts (1964). If the atomic element  
numbers were found, the process might then calculate the atomic  
element count from the event range (1966). In this example, the

process might calculate the number of bytes requested by subtracting the upper byte range from the lower byte range (e.g.,  $1500 - 1001 + 1 = 500$ ). The example EVENT method mapping process might then terminate (block 1968) and return the atomic  
5 element number(s) and counts.

EVENT method 1940 may then write an EVENT audit trail if required to an EVENT method Audit Trail UDE (block 1970, 1972). EVENT method 1940 may then prepare to pass the  
10 atomic element number and event count to the calling CONTROL method (or other control process) (at exit point 1978). Before that, however, EVENT method 1940 may test whether an atomic element was selected (decision block 1974). If no atomic element was selected, then the EVENT method may be failed  
15 (block 1974). This may occur for a number of reasons. For example, the EVENT method may fail to map an event into an atomic element if the user is not authorized to access the specific areas of content that the EVENT method MDE does not describe. This mechanism could be used, for example, to distribute  
20 customized versions of a piece of content and control access to the various versions in the content object by altering the EVENT method MDE delivered to the user. A specific use of this technology might be to control the distribution of different

language (e.g., English, French, Spanish) versions of a piece of content.

### **Billing**

5           Figure 53c is a flowchart of an example of process control steps performed by a BILLING method 1980. Examples of BILLING methods are set forth in Figures 49d, 50d, and 51d and are described above. BILLING method 1980 shown in Figure 53c is somewhat more generalized than the examples above. Like  
10           the BILLING method examples above, BILLING method 1980 receives a meter value to determine the amount to bill. BILLING method 1980 may first prime a BILLING audit trail (if required) by writing appropriate information to the BILLING method Audit Trail UDE (blocks 1982, 1984). BILLING method  
15           1980 may then obtain and load a BILLING method map DTD from the secure database (blocks 1985, 1986), which describes the BILLING method map MDE (e.g., a price list, table, or parameters to the billing amount calculation algorithm) that should be used by this BILLING method. The BILLING method  
20           map MDE may be delivered either as part of the content object or as a separately deliverable component that is combined with the control information at registration.

The BILLING method map MDE in this example may describe the pricing algorithm that should be used in this BILLING method (e.g., bill \$0.001 per byte of content released). Block 1988 ("Map meter value to billing amount") functions in the same manner as block 1950 of the EVENT method; it maps the meter value to a billing value. Process step 1988 may also interrogate the secure database (as limited by the privacy filter) to determine if other objects or information (e.g., user information) are present as part of the BILLING method algorithm.

BILLING method 1980 may then write a BILLING audit trail if required to a BILLING method Audit Trail UDE (block 1990, 1992), and may prepare to return the billing amount to the calling CONTROL method (or other control process). Before that, however, BILLING method 1980 may test whether a billing amount was determined (decision block 1994). If no billing amount was determined, then the BILLING method may be failed (block 1996). This may occur if the user is not authorized to access the specific areas of the pricing table that the BILLING method MDE describes (e.g., you may purchase not more than \$100.00 of information from this content object).

**Access**

Figure 54 is a flowchart of an example of program control steps performed by an ACCESS method 2000. As described above, an ACCESS method may be used to access content embedded in an object 300 so it can be written to, read from, or otherwise manipulated or processed. In many cases, the ACCESS method may be relatively trivial since the object may, for example, be stored in a local storage that is easily accessible. However, in the general case, an ACCESS method 2000 must go through a more complicated procedure in order to obtain the object. For example, some objects (or parts of objects) may only be available at remote sites or may be provided in the form of a real-time download or feed (e.g., in the case of broadcast transmissions). Even if the object is stored locally to the VDE node, it may be stored as a secure or protected object so that it is not directly accessible to a calling process. ACCESS method 2000 establishes the connections, routings, and security requisites needed to access the object. These steps may be performed transparently to the calling process so that the calling process only needs to issue an access request and the particular ACCESS method corresponding to the object or class of objects handles all of the details and logistics involved in actually accessing the object.

ACCESS method 2000 may first prime an ACCESS audit trail (if required) by writing to an ACCESS Audit Trail UDE (blocks 2002, 2004). ACCESS method 2000 may then read and load an ACCESS method DTD in order to determine the format of an ACCESS MDE (blocks 2006, 2008). The ACCESS method MDE specifies the source and routing information for the particular object to be accessed in the preferred embodiment. Using the ACCESS method DTD, ACCESS method 2000 may load the correction parameters (e.g., by telephone number, account ID, password and/or a request script in the remote resource dependent language).

ACCESS method 2000 reads the ACCESS method MDE from the secure database, reads it in accordance with the ACCESS method DTD, and loads encrypted content source and routing information based on the MDE (blocks 2010, 2012). This source and routing information specifies the location of the encrypted content. ACCESS method 2000 then determines whether a connection to the content is available (decision block 2014). This "connection" could be, for example, an on-line connection to a remote site, a real-time information feed, or a path to a secure/protected resource, for example. If the connection to the content is not currently available ("No" exit of decision block 2014), then ACCESS method 2000 takes steps to

open the connection (block 2016). If the connection fails (e.g., because the user is not authorized to access a protected secure resource), then the ACCESS method 2000 returns with a failure indication (termination point 2018). If the open connection  
5 succeeds, on the other hand, then ACCESS method 2000 obtains the encrypted content (block 2020). ACCESS method 2000 then writes an ACCESS audit trail if required to the secure database ACCESS method Audit Trail UDE (blocks 2022, 2024), and then terminates (terminate point 2026).

10

#### **Decrypt and Encrypt**

Figure 55a is a flowchart of an example of process control steps performed by a representative example of a DECRYPT method 2030 provided by the preferred embodiment. DECRYPT  
15 method 2030 in the preferred embodiment obtains or derives a decryption key from an appropriate PERC 808, and uses it to decrypt a block of encrypted content. DECRYPT method 2030 is passed a block of encrypted content or a pointer to where the encrypted block is stored. DECRYPT 2030 selects a key number  
20 from a key block (block 2032). For security purposes, a content object may be encrypted with more than one key. For example, a movie may have the first 10 minutes encrypted using a first key, the second 10 minutes encrypted with a second key, and so on. These keys are stored in a PERC 808 in a structure called a "key

block." The selection process involves determining the correct key to use from the key block in order to decrypt the content. The process for this selection is similar to the process used by EVENT methods to map events into atomic element numbers.

5 DECRYPT method 2030 may then access an appropriate PERC 808 from the secure database 610 and loads a key (or "seed") from a PERC (blocks 2034, 2036). This key information may be the actual decryption key to be used to decrypt the content, or it may be information from which the decryption key may be at

10 least in part derived or calculated. If necessary, DECRYPT method 2030 computes the decryption key based on the information read from PERC 808 at block 2034 (block 2038). DECRYPT method 2030 then uses the obtained and/or calculated decryption key to actually decrypt the block of encrypted

15 information (block 2040). DECRYPT method 2030 outputs the decrypted block (or the pointer indicating where it may be found), and terminates (termination point 2042).

Figure 55b is a flowchart of an example of process control

20 steps performed by a representative example of an ENCRYPT method 2050. ENCRYPT method 2050 is passed as an input, a block of information to encrypt (or a pointer indicating where it may be found). ENCRYPT method 2050 then may determine an encryption key to use from a key block (block 2052). The



encryption key selection makes a determination if a key for a specific block of content to be written already exists in a key block stored in PERC 808. If the key already exists in the key block, then the appropriate key number is selected. If no such

5 key exists in the key block, a new key is calculated using an algorithm appropriate to the encryption algorithm. This key is then stored in the key block of PERC 808 so that DECRYPT method 2030 may access the key in order to decrypt the content stored in the content object. ENCRYPT method 2050 then

10 accesses the appropriate PERC to obtain, derive and/or compute an encryption key to be used to encrypt the information block (blocks 2054, 2056, 2058, which are similar to Figure 55a blocks 2034, 2036, 2038). ENCRYPT method 2050 then actually

15 encrypts the information block using the obtained and/or derived encryption key (block 2060) and outputs the encrypted information block or a pointer where it can be found before terminating (termination point 2062).

### **Content**

20 Figure 56 is a flowchart of an example of process control steps performed by a representative of a CONTENT method 2070 provided by the preferred embodiment. CONTENT method 2070 in the preferred embodiment builds a "synopsis" of protected content using a secure process. For example,

CONTENT method 2070 may be used to derive unsecure  
("public") information from secure content. Such derived public  
information might include, for example, an abstract, an index, a  
table of contents, a directory of files, a schedule when content  
5 may be available, or excerpts such as for example, a movie  
"trailer."

CONTENT method 2070 begins by determining whether  
the derived content to be provided must be derived from secure  
10 contents, or whether it is already available in the object in the  
form of static values (decision block 2070). Some objects may, for  
example, contain prestored abstracts, indexes, tables of contents,  
etc., provided expressly for the purpose of being extracted by the  
CONTENT method 2070. If the object contains such static  
15 values ("static" exit to decision block 2072), then CONTENT  
method 2070 may simply read this static value content  
information from the object (block 2074), optionally decrypt, and  
release this content description (block 2076). If, on the other  
hand, CONTENT method 2070 must derive the synopsis/content  
20 description from the secure object ("derived" exit to decision block  
2072), then the CONTENT method may then securely read  
information from the container according to a synopsis algorithm  
to produce the synopsis (block 2078).

**Extract and Embed**

Figure 57a is a flowchart of an example of process control steps performed by a representative example of an EXTRACT method 2080 provided by the preferred embodiment. EXTRACT method 2080 is used to copy or remove content from an object and place it into a new object. In the preferred embodiment, the EXTRACT method 2080 does not involve any release of content, but rather simply takes content from one container and places it into another container, both of which may be secure. Extraction of content differs from release in that the content is never exposed outside a secure container. Extraction and Embedding are complementary functions; extract takes content from a container and creates a new container containing the extracted content and any specified control information associated with that content. Embedding takes content that is already in a container and stores it (or the complete object) in another container directly and/or by reference, integrating the control information associated with existing content with those of the new content.

20

EXTRACT method 2080 begins by priming an Audit UDE (blocks 2082, 2084). EXTRACT method then calls a BUDGET method to make sure that the user has enough budget for (and is authorized to) extract content from the original object (block

2086). If the user's budget does not permit the extraction ("no" exit to decision block 2088), then EXTRACT method 2080 may write a failure audit record (block 2090), and terminate (termination point 2092). If the user's budget permits the

5 extraction ("yes" exit to decision block 2088), then the EXTRACT method 2080 creates a copy of the extracted object with specified rules and control information (block 2094). In the preferred embodiment, this step involves calling a method that actually controls the copy. This step may or may not involve decryption

10 and encryption, depending on the particular the PERC 808 associated with the original object, for example. EXTRACT method 2080 then checks whether any control changes are permitted by the rights authorizing the extract to begin with (decision block 2096). In some cases, the extract rights require

15 an exact copy of the PERC 808 associated with the original object (or a PERC included for this purpose) to be placed in the new (destination) container ("no" exit to decision block 2096). If no control changes are permitted, then extract method 2080 may simply write audit information to the Audit UDE (blocks 2098,

20 2100) before terminating (terminate point 2102). If, on the other hand, the extract rights permit the user to make control changes ("yes" to decision block 2096), then EXTRACT method 2080 may call a method or load module that solicits new or changed control information (e.g., from the user, the distributor who

created/granted extract rights, or from some other source) from the user (blocks 2104, 2106). EXTRACT method 2080 may then call a method or load module to create a new PERC that reflects these user-specified control information (block 2104). This new  
5 PERC is then placed in the new (destination) object, the auditing steps are performed, and the process terminates.

Figure 57b is an example of process control steps performed by a representative example of an EMBED method  
10 2110 provided by the preferred embodiment. EMBED method 2110 is similar to EXTRACT method 2080 shown in Figure 57a. However, the EMBED method 2110 performs a slightly different function—it writes an object (or reference) into a destination  
15 container. Blocks 2112-2122 shown in Figure 57b are similar to blocks 2082-2092 shown in Figure 57a. At block 2124, EMBED method 2110 writes the source object into the destination container, and may at the same time extract or change the control information of the destination container. One alternative  
20 is to simply leave the control information of the destination container alone, and include the full set of control information associated with the object being embedded in addition to the original container control information. As an optimization, however, the preferred embodiment provides a technique whereby the control information associated with the object being

embedded are "abstracted" and incorporated into the control information of the destination container. Block 2124 may call a method to abstract or change this control information. EMBED method 2110 then performs steps 2126-2130 which are similar to  
5 steps 2096, 2104, 2106 shown in Figure 57a to allow the user, if authorized, to change and/or specify control information associated with the embedded object and/or destination container. EMBED method 2110 then writes audit information into an Audit UDE (blocks 2132, 2134), before terminating (at  
10 termination point 2136).

### Obscure

Figure 58a is a flowchart of an example of process control steps performed by a representative example of an OBSCURE  
15 method 2140 provided by the preferred embodiment. OBSCURE method 2140 is typically used to release secure content in devalued form. For example, OBSCURE method 2140 may release a high resolution image in a lower resolution so that a viewer can appreciate the image but not enjoy its full value. As  
20 another example, the OBSCURE method 2140 may place an obscuring legend (e.g., "COPY," "PROOF," etc.) across an image to devalue it. OBSCURE method 2140 may "obscure" text, images, audio information, or any other type of content.

OBSCURE method 2140 first calls an EVENT method to determine if the content is appropriate and in the range to be obscured (block 2142). If the content is not appropriate for obscuring, the OBSCURE method terminates (decision block 5 2144 "no" exit, terminate point 2146). Assuming that the content is to be obscured ("yes" exit to decision block 2144), then OBSCURE method 2140 determines whether it has previously been called to obscure this content (decision block 2148). Assuming the OBSCURE 2140 has not previously called for this 10 object/content ("yes" exit to decision block 2148), the OBSCURE method 2140 reads an appropriate OBSCURE method MDE from the secure database and loads an obscure formula and/or pattern from the MDE (blocks 2150, 2152). The OBSCURE method 2140 may then apply the appropriate obscure transform based on the 15 patters and/or formulas loaded by block 2150 (block 2154). The OBSCURE method then may terminate (terminate block 2156).

### **Fingerprint**

Figure 58b is a flowchart of an example of process control 20 steps performed by a representative example of a FINGERPRINT method 2160 provided by the preferred embodiment. FINGERPRINT method 2160 in the preferred embodiment operates to "mark" released content with a "fingerprint" identification of who released the content and/or

check for such marks. This allows one to later determine who released unsecured content by examining the content.

FINGERPRINT method 2160 may, for example, insert a user ID within a datastream representing audio, video, or binary format information. FINGERPRINT method 2160 is quite similar to  
5 OBSCURE method 2140 shown in Figure 58a except that the transform applied by FINGERPRINT method block 2174 "fingerprints" the released content rather than obscuring it.

10 Figure 58c shows an example of a "fingerprinting" procedure 2160 that inserts into released content "fingerprints" 2161 that identify the object and/or property and/or the user that requested the released content and/or the date and time of the release and/or other identification criteria of the released  
15 content.

Such fingerprints 2161 can be "buried" -- that is inserted in a manner that hides the fingerprints from typical users, sophisticated "hackers," and/or from all users, depending on the  
20 file format, the sophistication and/or variety of the insertion algorithms, and on the availability of original, non-fingerprinted content (for comparison for reverse engineering of algorithm(s)). Inserted or embedded fingerprints 2161, in a preferred embodiment, may be at least in part encrypted to make them



more secure. Such encrypted fingerprints 2161 may be embedded within released content provided in "clear" (plaintext) form.

5           Fingerprints 2161 can be used for a variety of purposes including, for example, the often related purposes of proving misuse of released materials and proving the source of released content. Software piracy is a particularly good example where fingerprinting can be very useful. Fingerprinting can also help  
10 to enforce content providers' rights for most types of electronically delivered information including movies, audio recordings, multimedia, information databases, and traditional "literary" materials. Fingerprinting is a desirable alternative or  
15 addition to copy protection.

Most piracy of software applications, for example, occurs not with the making of an illicit copy by an individual for use on another of the individual's own computers, but rather in giving a copy to another party. This often starts a chain (or more  
20 accurately a pyramid) of illegal copies, as copies are handed from individual to individual. The fear of identification resulting from the embedding of a fingerprint 2161 will likely dissuade most individuals from participating, as many currently do, in widespread, "casual" piracy. In some cases, content may be

checked for the presence of a fingerprint by a fingerprint method to help enforce content providers' rights.

5 Different fingerprints 2161 can have different levels of security (e.g., one fingerprint 2161(1) could be readable/identifiable by commercial concerns, while another fingerprint 2161(2) could be readable only by a more trusted agency. The methods for generating the more secure fingerprint 2161 might employ more complex encryption techniques (e.g.,  
10 digital signatures) and/or obscuring of location methodologies. Two or more fingerprints 2161 can be embedded in different locations and/or using different techniques to help protect fingerprinted information against hackers. The more secure fingerprints might only be employed periodically rather than  
15 each time content release occurs, if the technique used to provide a more secure fingerprint involves an undesired amount of additional overhead. This may nevertheless be effective since a principal objective of fingerprinting is deterrence—that is the fear on the part of the creator of an illicit copy that the copying  
20 will be found out.

For example, one might embed a copy of a fingerprint 2161 which might be readily identified by an authorized party—for example a distributor, service personal, client administrator, or

clearinghouse using a VDE electronic appliance 600. One might embed one or more additional copies or variants of a fingerprint 2161 (e.g., fingerprints carrying information describing some or all relevant identifying information) and this additional one or  
5 more fingerprints 2161 might be maintained in a more secure manner.

Fingerprinting can also protect privacy concerns. For example, the algorithm and/or mechanisms needed to identify  
10 the fingerprint 2161 might be available only through a particularly trusted agent.

Fingerprinting 2161 can take many forms. For example, in an image, the color of every N pixels (spread across an image, or spread across a subset of the image) might be subtly shifted in  
15 a visually unnoticeable manner (at least according to the normal, unaided observer). These shifts could be interpreted by analysis of the image (with or without access to the original image), with each occurrence or lack of occurrence of a shift in color (or  
20 greyscale) being one or more binary "on or off" bits for digital information storage. The N pixels might be either consistent, or alternatively, pseudo-random in order (but interpretable, at least in part, by a object creator, object provider, client administrator, and/or VDE administrator).

Other modifications of an image (or moving image, audio, etc.) which provide a similar benefit (that is, storing information in a form that is not normally noticeable as a result of a certain modification of the source information) may be appropriate, depending on the application. For example, certain subtle modifications in the frequency of stored audio information can be modified so as to be normally unnoticeable to the listener while still being readable with the proper tools. Certain properties of the storage of information might be modified to provide such slight but interpretable variations in polarity of certain information which is optically stored to achieve similar results. Other variations employing other electronic, magnetic, and/or optical characteristic may be employed.

Content stored in files that employ graphical formats, such as Microsoft Windows word processing files, provide significant opportunities for "burying" a fingerprint 2161. Content that includes images and/or audio provides the opportunity to embed fingerprints 2161 that may be difficult for unauthorized individuals to identify since, in the absence of an "unfingerprinted" original for purposes of comparison, minor subtle variations at one or more time instances in audio frequencies, or in one or more video images, or the like, will be in themselves undiscernible given the normally unknown nature of

the original and the large amounts of data employed in both image and sound data (and which is not particularly sensitive to minor variations). With formatted text documents, particularly those created with graphical word processors (such as Microsoft  
5 Windows or Apple Macintosh word processors and their DOS and Unix equivalents), fingerprints 2161 can normally be inserted unobtrusively into portions of the document data representation that are not normally visible to the end user (such as in a header or other non-displayed data field).

10

Yet another form of fingerprinting, which may be particularly suitable for certain textual documents, would employ and control the formation of characters for a given font. Individual characters may have a slightly different visual  
15 formation which connotes certain "fingerprint" information. This alteration of a given character's form would be generally undiscernible, in part because so many slight variations exist in versions of the same font available from different suppliers, and in part because of the smallness of the variation. For example,  
20 in a preferred embodiment, a program such as Adobe Type Align could be used which, in its off-the-shelf versions, supports the ability of a user to modify font characters in a variety of ways. The mathematical definition of the font character is modified according to the user's instructions to produce a specific set of

modifications to be applied to a character or font. Information content could be used in an analogous manner (as an alternative to user selections) to modify certain or all characters too subtly for user recognition under normal circumstances but which nevertheless provide appropriate encoding for the fingerprint 2161. Various subtly different versions of a given character might be used within a single document so as to increase the ability to carry transaction related font fingerprinted information.

10

Some other examples of applications for fingerprinting might include:

1. In software programs, selecting certain interchangeable code fragments in such a way as to produce more or less identical operation, but on analysis, differences that detail fingerprint information.
2. With databases, selecting to format certain fields, such as dates, to appear in different ways.
3. In games, adjusting backgrounds, or changing order of certain events, including noticeable or very subtle changes in timing and/or ordering of appearance of game elements, or slight changes in the look of elements of the game.

15

20

Fingerprinting method 2160 is typically performed (if at all) at the point at which content is released from a content object 300. However, it could also be performed upon distribution of an object to "mark" the content while still in encrypted form. For example, a network-based object repository could embed fingerprints 2161 into the content of an object before transmitting the object to the requester, the fingerprint information could identify a content requester/end user. This could help detect "spoof" electronic appliances 600 used to release content without authorization.

### **Destroy**

Figure 59 is a flowchart of an example of process control steps performed by a representative performed by a DESTROY method 2180 provided by the preferred embodiment. DESTROY method 2180 removes the ability of a user to use an object by destroying the URT the user requires to access the object. In the preferred embodiment, a DESTROY method 2180 may first write audit information to an Audit UDE (blocks 2182, 2184). DESTROY method 2180 may then call a WRITE and/or ACCESS method to write information which will corrupt (and thus destroy) the header and/or other important parts of the object (block 2186). DESTROY method 2180 may then mark one or more of the control structures (e.g., the URT) as damaged by

writing appropriate information to the control structure (blocks 2188, 2190). DESTROY method 2180, finally, may write additional audit information to Audit UDE (blocks 2192, 2194) before terminating (terminate point 2196).

5

### **Panic**

Figure 60 is a flowchart of an example of process control steps performed by a representative example of a PANIC method 2200 provided by the preferred embodiment. PANIC method 2200 may be called when a security violation is detected. PANIC method 2200 may prevent the user from further accessing the object currently being accessed by, for example, destroying the channel being used to access the object and marking one or more of the control structures (e.g., the URT) associated with the user and object as damaged (blocks 2206, and 2208-2210, respectively). Because the control structure is damaged, the VDE node will need to contact an administrator to obtain a valid control structure(s) before the user may access the same object again. When the VDE node contacts the administrator, the administrator may request information sufficient to satisfy itself that no security violation occurred, or if a security violation did occur, take appropriate steps to ensure that the security violation is not repeated.

10

15

20



**Meter**

Figure 61 is a flowchart of an example of process control steps performed by a representative example of a METER method provided by the preferred embodiment. Although  
5 METER methods were described above in connection with Figures 49, 50 and 51, the METER method 2220 shown in Figure 61 is possibly a somewhat more representative example. In the preferred embodiment, METER method 2220 first primes an Audit Trail by accessing a METER Audit Trail UDE (blocks  
10 2222, 2224). METER method 2220 may then read the DTD for the Meter UDE from the secure database (blocks 2226, 2228). METER method 2220 may then read the Meter UDE from the secure database (blocks 2230, 2232). METER method 2220 next may test the obtained Meter UDE to determine whether it has  
15 expired (decision block 2234). In the preferred embodiment, each Meter UDE may be marked with an expiration date. If the current date/time is later than the expiration date of the Meter UDE ("yes" exit to decision block 2234), then the METER method 2220 may record a failure in the Audit Record and terminate  
20 with a failure condition (block 2236, 2238).

Assuming the Meter UDE is not yet expired, the meter method 2220 may update it using the atomic element and event count passed to the METER method from, for example, an

EVENT method (blocks 2239, 2240). The METER method 2220 may then save the Meter Use Audit Record in the Meter Audit Trail UDE (blocks 2242, 2244), before terminating (at terminate point 2246).

5

**Additional Security Features Provided by the Preferred Embodiment**

VDE 100 provided by the preferred embodiment has sufficient security to help ensure that it cannot be compromised short of a successful "brute force attack," and so that the time and cost to succeed in such a "brute force attack" substantially exceeds any value to be derived. In addition, the security provided by VDE 100 compartmentalizes the internal workings of VDE so that a successful "brute force attack" would compromise only a strictly bounded subset of protected information, not the entire system.

10  
15

The following are among security aspects and features provided by the preferred embodiment:

20

- security of PPE 650 and the processes it performs
- security of secure database 610
- security of encryption/decryption performed by PPE 650

- key management; security of encryption/decryption keys and shared secrets
- security of authentication/external communications
- security of secure database backup
- 5 • secure transportability of VDE internal information between electronic appliances 600
- security of permissions to access VDE secure information
- security of VDE objects 300
- 10 • integrity of VDE security.

Some of these security aspects and considerations are discussed above. The following provides an expanded discussion of preferred embodiment security features not fully addressed elsewhere.

15

#### **Management of Keys and Shared Secrets**

VDE 100 uses keys and shared secrets to provide security. The following key usage features are provided by the preferred embodiment:

20

- different cryptosystem/key types
- secure key length
- key generation
- key "convolution" and key "aging."

Each of these types are discussed below.

#### A. Public-Key and Symmetric Key Cryptosystems

5 The process of disguising or transforming information to  
hide its substance is called encryption. Encryption produces  
"ciphertext." Reversing the encryption process to recover the  
substance from the ciphertext is called "decryption." A  
cryptographic algorithm is the mathematical function used for  
encryption and decryption.

10

Most modern cryptographic algorithms use a "key." The  
"key" specifies one of a family of transformations to be provided.  
Keys allow a standard, published and tested cryptographic  
algorithm to be used while ensuring that specific  
15 transformations performed using the algorithm are kept secret.  
The secrecy of the particular transformations thus depends on  
the secrecy of the key, not on the secrecy of the algorithm.

20

There are two general forms of key-based algorithms,  
either or both of which may be used by the preferred embodiment  
PPE 650:

symmetric; and  
public-key ("PK").

Symmetric algorithms are algorithms where the encryption key can be calculated from the decryption key and vice versa. In many such systems, the encryption and decryption keys are the same. The algorithms, also called "secret-key",  
5 "single key" or "shared secret" algorithms, require a sender and receiver to agree on a key before ciphertext produced by a sender can be decrypted by a receiver. This key must be kept secret. The security of a symmetric algorithm rests in the key: divulging the key means that anybody could encrypt and decrypt  
10 information in such a cryptosystem. See Schneier, Applied Cryptography at Page 3. Some examples of symmetric key algorithms that the preferred embodiment may use include DES, Skipjack/Clipper, IDEA, RC2, and RC4.

15 In public-key cryptosystems, the key used for encryption is different from the key used for decryption. Furthermore, it is computationally infeasible to derive one key from the other. The algorithms used in these cryptosystems are called "public key" because one of the two keys can be made public without  
20 endangering the security of the other key. They are also sometimes called "asymmetric" cryptosystems because they use different keys for encryption and decryption. Examples of public-key algorithms include RSA, El Gamal and LUC.

The preferred embodiment PPE 650 may operate based on only symmetric key cryptosystems, based on public-key cryptosystems, or based on both symmetric key cryptosystems and public-key cryptosystems. VDE 100 does not require any specific encryption algorithms; the architecture provided by the preferred embodiment may support numerous algorithms including PK and/or secret key (non PK) algorithms. In some cases, the choice of encryption/decryption algorithm will be dependent on a number of business decisions such as cost, market demands, compatibility with other commercially available systems, export laws, etc.

Although the preferred embodiment is not dependent on any particular type of cryptosystem or encryption/decryption algorithm(s), the preferred example uses PK cryptosystems for secure communications between PPEs 650, and uses secret key cryptosystems for "bulk" encryption/decryption of VDE objects 300. Using secret key cryptosystems (e.g., DES implementations using multiple keys and multiple passes, Skipjack, RC2, or RC4) for "bulk" encryption/decryption provides efficiencies in encrypting and decrypting large quantities of information, and also permits PPEs 650 without PK-capability to deal with VDE objects 300 in a variety of applications. Using PK cryptosystems for communications may provide advantages such as eliminating

reliance on secret shared external communication keys to establish communications, allowing for a challenge/response that doesn't rely on shared internal secrets to authenticate PPEs 650, and allowing for a publicly available "certification" process without reliance on shared secret keys.

Some content providers may wish to restrict use of their content to PK implementations. This desire can be supported by making the availability of PK capabilities, and the specific nature or type of PK capabilities, in PPEs 650 a factor in the registration of VDE objects 300, for example, by including a requirement in a REGISTER method for such objects in the form of a load module that examines a PPE 650 for specific or general PK capabilities before allowing registration to continue.

Although VDE 100 does not require any specific algorithm, it is highly desirable that all PPEs 650 are capable of using the same algorithm for bulk encryption/decryption. If the bulk encryption/decryption algorithm used for encrypting VDE objects 300 is not standardized, then it is possible that not all VDE electronic appliances 600 will be capable of handling all VDE objects 300. Performance differences will exist between different PPEs 650 and associated electronic appliances 600 if standardized bulk encryption/decryption algorithms are not

implemented in whole or in part by hardware-based  
encrypt/decrypt engine 522, and instead are implemented in  
software. In order to support algorithms that are not  
implemented in whole or in part by encrypt/decrypt engine 522, a  
5 component assembly that implements such an algorithm must be  
available to a PPE 650.

### B. Key Length

Increased key length may increase security. A "brute-  
10 force" attack of a cryptosystem involves trying every possible  
key. The longer the key, the more possible keys there are to try.  
At some key length, available computation resources will require  
an impractically large amount of time for a "brute force" attacker  
to try every possible key.

15

VDE 100 provided by the preferred embodiment  
accommodates and can use many different key lengths. The  
length of keys used by VDE 100 in the preferred embodiment is  
determined by the algorithm(s) used for encryption/decryption,  
20 the level of security desired, and throughput requirements.  
Longer keys generally require additional processing power to  
ensure fast encryption/decryption response times. Therefore,  
there is a tradeoff between (a) security, and (b) processing time  
and/or resources. Since a hardware-based PPE encrypt/decrypt



engine 522 may provide faster processing than software-based encryption/decryption, the hardware-based approach may, in general, allow use of longer keys.

5           The preferred embodiment may use a 1024 bit modulus (key) RSA cryptosystem implementation for PK encryption/decryption, and may use 56-bit DES for "bulk" encryption/decryption. Since the 56-bit key provided by standard DES may not be long enough to provide sufficient security for at  
10           least the most sensitive VDE information, multiple DES encryptions using multiple passes and multiple DES keys may be used to provide additional security. DES can be made significantly more secure if operated in a manner that uses multiple passes with different keys. For example, three passes  
15           with 2 or 3 separate keys is much more secure because it effectively increases the length of the key. RC2 and RC4 (alternatives to DES) can be exported for up to 40-bit key sizes, but the key size probably needs to be much greater to provide even DES level security. The 80-bit key length provided by  
20           NSA's Skipjack may be adequate for most VDE security needs.

          The capability of downloading code and other information dynamically into PPE 650 allows key length to be adjusted and changed dynamically even after a significant number of VDE

electronic appliances 600 are in use. The ability of a VDE administrator to communicate with each PPE 650 efficiently makes such after-the-fact dynamic changes both possible and cost-effective. New or modified cryptosystems can be

5 downloaded into existing PPEs 650 to replace or add to the cryptosystem repertoire available within the PPE, allowing older PPEs to maintain compatibility with newer PPEs and/or newly released VDE objects 300 and other VDE-protected information. For example, software encryption/decryption algorithms may be

10 downloaded into PPE 650 at any time to supplement the hardware-based functionality of encrypt/decrypt engine 522 by providing different key length capabilities. To provide increased flexibility, PPE encrypt/decrypt engine 522 may be configured to anticipate multiple passes and/or variable and/or longer key

15 lengths. In addition, it may be desirable to provide PPEs 650 with the capability to internally generate longer PK keys.

### **C. Key Generation**

Key generation techniques provided by the preferred

20 embodiment permit PPE 650 to generate keys and other information that are "known" only to it.

The security of encrypted information rests in the security of the key used to encrypt it. If a cryptographically weak process

is used to generate keys, the entire security is weak. Good keys are random bit strings so that every possible key in the key space is equally likely. Therefore, keys should in general be derived from a reliably random source, for example, by a

5 cryptographically secure pseudo-random number generator seeded from such a source. Examples of such key generators are described in Schneier, Applied Cryptography (John Wiley and Sons, 1994), chapter 15. If keys are generated outside a given PPE 650 (e.g., by another PPE 650), they must be verified to

10 ensure they come from a trusted source before they can be used. "Certification" may be used to verify keys.

The preferred embodiment PPE 650 provides for the automatic generation of keys. For example, the preferred

15 embodiment PPE 650 may generate its own public/private key pair for use in protecting PK-based external communications and for other reasons. A PPE 650 may also generate its own symmetric keys for various purposes during and after initialization. Because a PPE 650 provides a secure

20 environment, most key generation in the preferred embodiment may occur within the PPE (with the possible exception of initial PPE keys used at manufacturing or installation time to allow a PPE to authenticate initial download messages to it).

Good key generation relies on randomness. The preferred embodiment PPE 650 may, as mentioned above in connection with Figure 9, include a hardware-based random number generator 542 with the characteristics required to generate reliable random numbers. These random numbers may be used to "seed" a cryptographically strong pseudo-random number generator (e.g., DES operated in Output Feedback Mode) for generation of additional key values derived from the random seed. In the preferred embodiment, random number generator 542 may consist of a "noise diode" or other physically-based source of random values (e.g., radioactive decay).

If no random number generator 542 is available in the PPE 650, the SPE 503 may employ a cryptographic algorithm (e.g., DES in Output Feedback Mode) to generate a sequence of pseudo-random values derived from a secret value protected within the SPE. Although these numbers are pseudo-random rather than truly random, they are cryptographically derived from a value unknown outside the SPE 503 and therefore may be satisfactory in some applications.

In an embodiment incorporating an HPE 655 without an SPE 503, the random value generator 565 software may derive reliably random numbers from unpredictable external physical

events (e.g., high-resolution timing of disk I/O completions or of user keystrokes at an attached keyboard 612).

Conventional techniques for generating PK and non-PK keys based upon such "seeds" may be used. Thus, if performance and manufacturing costs permit, PPE 650 in the preferred embodiment will generate its own public/private key pair based on such random or pseudo-random "seed" values. This key pair may then be used for external communications between the PPE 650 that generated the key pair and other PPEs that wish to communicate with it. For example, the generating PPE 650 may reveal the public key of the key pair to other PPEs. This allows other PPEs 650 using the public key to encrypt messages that may be decrypted only by the generating PPE (the generating PPE is the only PPE that "knows" the corresponding "private key"). Similarly, the generating PPE 650 may encrypt messages using its private key that, when decrypted successfully by other PPEs with the generating PPE's public key, permit the other PPEs to authenticate that the generating PPE sent the message.

20

Before one PPE 650 uses a public key generated by another PPE, a public key certification process should be used to provide authenticity certificates for the public key. A public-key certificate is someone's public key "signed" by a trustworthy

entity such as an authentic PPE 650 or a VDE administrator. Certificates are used to thwart attempts to convince a PPE 650 that it is communicating with an authentic PPE when it is not (e.g., it is actually communicating with a person attempting to break the security of PPE 650). One or more VDE administrators in the preferred embodiment may constitute a certifying authority. By "signing" both the public key generated by a PPE 650 and information about the PPE and/or the corresponding VDE electronic appliance 600 (e.g., site ID, user ID, expiration date, name, address, etc.), the VDE administrator certifying authority can certify that information about the PPE and/or the VDE electronic appliance is correct and that the public key belongs to that particular VDE mode.

Certificates play an important role in the trustedness of digital signatures, and also are important in the public-key authentication communications protocol (to be discussed below). In the preferred embodiment, these certificates may include information about the trustedness/level of security of a particular VDE electronic appliance 600 (e.g., whether or not it has a hardware-based SPE 503 or is instead a less trusted software emulation type HPE 655) that can be used to avoid transmitting certain highly secure information to less trusted/secure VDE installations.

Certificates can also play an important role in decommissioning rogue users and/or sites. By including a site and/or user ID in a certificate, a PPE can evaluate this information as an aspect of authentication. For example, if a VDE administrator or clearinghouse encounters a certificate bearing an ID (or other information) that meets certain criteria (e.g., is present on a list of decommissioned and/or otherwise suspicious users and/or sites), they may choose to take actions based on those criteria such as refusing to communicate, communicating disabling information, notifying the user of the condition, etc. Certificates also typically include an expiration date to ensure that certificates must be replaced periodically, for example, to ensure that sites and/or users must stay in contact with a VDE administrator and/or to allow certification keys to be changed periodically. More than one certificate based on different keys may be issued for sites and/or users so that if a given certification key is compromised, one or more "backup" certificates may be used. If a certification key is compromised, A VDE administrator may refuse to authenticate based on certificates generated with such a key, and send a signal after authenticating with a "backup" certificate that invalidates all use of the compromised key and all certificates associated with it in further interactions with VDE participants. A new one or

more "backup" certificates and keys may be created and sent to the authenticated site/user after such a compromise.

5 If multiple certificates are available, some of the certificates may be reserved as backups. Alternatively or in addition, one certificate from a group of certificates may be selected (e.g., by using RNG 542) in a given authentication, thereby reducing the likelihood that a certificate associated with a compromised certification key will be used. Still alternatively,  
10 more than one certificate may be used in a given authentication.

To guard against the possibility of compromise of the certification algorithm (e.g., by an unpredictable advance in the mathematical foundations on which the algorithm is based),  
15 distinct algorithms may be used for different certificates that are based on different mathematical foundations.

Another technique that may be employed to decrease the probability of compromise is to keep secret (in protected storage  
20 in the PPE 650) the "public" values on which the certificates are based, thereby denying an attacker access to values that may aid in the attack. Although these values are nominally "public," they need be known only to those components which actually validate certificates (i.e., the PPE 650).



In the preferred embodiment, PPE 650 may generate its own certificate, or the certificate may be obtained externally, such as from a certifying authority VDE administrator.

Irrespective of where the digital certificate is generated, the  
5 certificate is eventually registered by the VDE administrator certifying authority so that other VDE electronic appliances 600 may have access to (and trust) the public key. For example, PPE 650 may communicate its public key and other information to a certifying authority which may then encrypt the public key and  
10 other information using the certifying authority's private key. Other installations 600 may trust the "certificate" because it can be authenticated by using the certifying authority's public key to decrypt it. As another example, the certifying authority may encrypt the public key it receives from the generating PPE 650 and use it to encrypt the certifying authority's private key. The  
15 certifying authority may then send this encrypted information back to the generating PPE 650. The generating PPE 650 may then use the certifying authority's private key to internally create a digital certificate, after which it may destroy its copy of the certifying authority's private key. The generating PPE 650  
20 may then send out its digital certificate to be stored in a certification repository at the VDE administrator (or elsewhere) if desired. The certificate process can also be implemented with an external key pair generator and certificate generator, but

might be somewhat less secure depending on the nature of the secure facility. In such a case, a manufacturing key should be used in PPE 650 to limit exposure to the other keys involved.

5           A PPE 650 may need more than one certificate. For example, a certificate may be needed to assure other users that a PPE is authentic, and to identify the PPE. Further certificates may be needed for individual users of a PPE 650. These certificates may incorporate both user and site information or  
10           may only include user information. Generally, a certifying authority will require a valid site certificate to be presented prior to creating a certificate for a given user. Users may each require their own public key/private key pair in order to obtain certificates. VDE administrators, clearinghouses, and other  
15           participants may normally require authentication of both the site (PPE 650) and of the user in a communication or other interaction. The processes described above for key generation and certification for PPEs 650 may also be used to form site/user certificates or user certificates.

20

Certificates as described above may also be used to certify the origin of load modules 1100 and/or the authenticity of administrative operations. The security and assurance techniques described above may be employed to decrease the

probability of compromise for any such certificate (including certificates other than the certificate for a VDE electronic appliance 600's identity).

5        **D. Key Aging and Convolution**

PPE 650 also has the ability in the preferred embodiment to generate secret keys and other information that is shared between multiple PPEs 650. In the preferred embodiment, such secret keys and other information may be shared between  
10 multiple VDE electronic appliances 600 without requiring the shared secret information to ever be communicated explicitly between the electronic appliances. More specifically, PPE 650 uses a technique called "key convolution" to derive keys based on a deterministic process in response to seed information shared  
15 between multiple VDE electronic appliances 600. Since the multiple electronic appliances 600 "know" what the "seed" information is and also "know" the deterministic process used to generate keys based on this information, each of the electronic appliances may independently generate the "true key." This  
20 permits multiple VDE electronic appliances 600 to share a common secret key without potentially compromising its security by communicating it over an insecure channel.

No encryption key should be used for an indefinite period.

The longer a key is used, the greater the chance that it may be compromised and the greater the potential loss if the key is compromised but still in use to protect new information. The longer a key is used, the more information it may protect and therefore the greater the potential rewards for someone to spend the effort necessary to break it. Further, if a key is used for a long time, there may be more ciphertext available to an attacker attempting to break the key using a ciphertext-based attack. See Schneier at 150-151. Key convolution in the preferred embodiment provides a way to efficiently change keys stored in secure database 610 on a routine periodic or other basis while simplifying key management issues surrounding the change of keys. In addition, key convolution may be used to provide "time aged keys" (discussed below) to provide "expiration dates" for key usage and/or validity.

Figure 62 shows an example implementation of key convolution in the preferred embodiment. Key convolution may be performed using a combination of a site ID 2821 and the high-order bits of the RTC 528 to yield a site-unique value "V" that is time-dependent on a large scale (e.g., hours or days). This value "V" may be used as the key for an encryption process 2871 that transforms a convolution seed value 2861 into a "current

convolution key" 2862. The seed value 2861 may be a universe-wide or group-wide shared secret value, and may be stored in secure key storage (e.g., protected memory within PPE 650). The seed value 2861 is installed during the manufacturing process  
5 and may be updated occasionally by a VDE administrator. There may be a plurality of seed values 2861 corresponding to different sets of objects 300.

The current convolution key 2862 represents an encoding  
10 of the site ID 2821 and current time. This transformed value 2862 may be used as a key for another encryption process 2872 to transform the stored key 810 in the object's PERC 808 into the true private body key 2863 for the object's contents.

15 The "convolution function" performed by blocks 2861, 2871 may, for example, be a one-way function that can be performed independently at both the content creator's site and at the  
content user's site. If the content user does not use precisely the same convolution function and precisely the same input values  
20 (e.g., time and/or site and/or other information) as used by the content creator, then the result of the convolution function performed by the content user will be different from the content creator's result. If the result is used as a symmetrical key for encryption by the content creator, the content user will not be

able to decrypt unless the content user's result is the same as the result of the content creator.

5           The time component for input to the key convolution  
function may be derived from RTC 528 (care being taken to  
ensure that slight differences in RTC synchronization between  
VDE electronic appliances will not cause different electronic  
appliances to use different time components). Different portions  
of the RTC 528 output may be used to provide keys with different  
10   valid durations, or some tolerance can be built into the process to  
try several different key values. For example, a "time  
granularity" parameter can be adjusted to provide time tolerance  
in terms of days, weeks, or any other time period. As one  
example, if the "time granularity" is set to 2 days, and the  
15   tolerance is  $\pm 2$  days, then three real-time input values can be  
tried as input to the convolution algorithm. Each of the resulting  
key values may be tried to determine which of the possible keys  
is actually used. In this example, the keys will have only a 4 day  
life span.

20

Figure 63 shows how an appropriate convoluted key may be picked in order to compensate for skew between the user's RTC 528 and the producer's RTC 528. A sequence of convolution keys 2862 (a-e) may be generated by using different input values

2881(a-e), each derived from the site ID 2821 and the RTC 528 value plus or minus a differential (e.g., -2 days, -1 days, no delta, +1 days, +2 days). The convolution steps 2871(a-e) are used to generate the sequence of keys 2862(a-e).

5

Meanwhile, the creator site may use the convolution step 2871(z) based on his RTC 528 value (adjusted to correspond to the intended validity time for the key) to generate a convoluted key 2862(z), which may then be used to generate the content key 2863 in the object's PERC 808. To decrypt the object's content, the user site may use each of its sequence of convolution keys 2862 (a-e) to attempt to generate the master content key 810. When this is attempted, as long as the RTC 538 of the creator site is within acceptable tolerance of the RTC 528 at the user site, one of keys 2862(a-e) will match key 2862(z) and the decryption will be successful. In this example, matching is determined by validity of decrypted output, not by direct comparison of keys.

15  
20

Key convolution as described above need not use both site ID and time as a value. Some keys may be generated based on current real time, other keys might be generated on site ID, and still other keys might be generated based on both current real-time and site ID.

Key convolution can be used to provide "time-aged" keys. Such "time-aged" keys provide an automatic mechanism for allowing keys to expire and be replaced by "new" keys. They provide a way to give a user time-limited rights to make time-  
5 limited use of an object, or portions of an object, without requiring user re-registration but retaining significant control in the hands of the content provider or administrator. If secure database 610 is sufficiently secure, similar capabilities can be accomplished by checking an expiration date/time associated  
10 with a key, but this requires using more storage space for each key or group of keys.

In the preferred embodiment, PERCs 808 can include an expiration date and/or time after which access to the VDE-  
15 protected information they correspond to is no longer authorized. Alternatively or in addition, after a duration of time related to some aspect of the use of the electronic appliance 600 or one or more VDE objects 300, a PERC 808 can force a user to send audit  
20 history information to a clearinghouse, distributor, client administrator, or object creator in order to regain or retain the right to use the object(s). The PERC 808 can enforce such time-based restrictions by checking/enforcing parameters that limit key usage and/or availability past time of authorized use. "Time



aged“ keys may be used to enforce or enhance this type of time-related control of access to VDE protected information.

5           ”Time aged“ keys can be used to encrypt and decrypt a set  
of information for a limited period of time, thus requiring  
re-registration or the receipt of new permissions or the passing of  
audit information, without which new keys are not provided for  
user use. Time aged keys can also be used to improve system  
security since one or more keys would be automatically replaced  
10 based on the time ageing criteria—and thus, cracking secure  
database 610 and locating one or more keys may have no real  
value. Still another advantage of using time aged keys is that  
they can be generated dynamically—thereby obviating the need  
to store decryption keys in secondary and/or secure memory.

15

A ”time aged key“ in the preferred embodiment is not a  
”true key“ that can be used for encryption/decryption, but rather  
is a piece of information that a PPE 650, in conjunction with  
other information, can use to generate a ”true key.“ This other  
20 information can be time-based, based on the particular ”ID“ of  
the PPE 650, or both. Because the ”true key“ is never exposed  
but is always generated within a secure PPE 650 environment,  
and because secure PPEs are required to generate the ”true key,“

VDE 100 can use "time aged" keys to significantly enhance security and flexibility of the system.

5 The process of "aging" a key in the preferred embodiment involves generating a time-aged "true key" that is a function of: (a) a "true key," and (b) some other information (e.g., real time parameters, site ID parameters, etc.) This information is combined/transformed (e.g., using the "key convolution" techniques discussed above) to recover or provide a "true key."

10 Since the "true key" can be recovered, this avoids having to store the "true key" within PERC 808, and allow different "true keys" to correspond to the same information within PERC 808. Because the "true key" is not stored in the PERC 808, access to the PERC does not provide access to the information protected by

15 the "true key." Thus, "time aged" keys allows content creators/providers to impose a limitation (e.g., site based and/or time based) on information access that is, in a sense, "external of" or auxiliary to the permissioning provided by one or more PERCs 808. For example, a "time aged" key may enforce an

20 additional time limitation on access to certain protected information, this additional time limitation being independent of any information or permissioning contained within the PERC 808 and being instead based on one or more time and/or site ID values.

As one example, time-aged decryption keys may be used to allow the purchaser of a "trial subscription" of an electronically published newspaper to access each edition of the paper for a period of one week, after which the decryption keys will no longer work. In this example, the user would need to purchase one or more new PERCs 808, or receive an update to an existing one or more permissions records, to access editions other than the ones from that week. Access to those other editions which might be handled with a totally different pricing structure (e.g., a "regular" subscription rate as opposed to a free or minimal "trial" subscription rate).

In the preferred embodiment, time-aged-based "true keys" can be generated using a one-way or invertible "key convolution" function. Input parameters to the convolution function may include the supplied time-aged keys; user and/or site specific values; a specified portion (e.g., a certain number of high order bits) of the time value from an RTC 528 (if present) or a value derived from such time value in a predefined manner; and a block or record identifier that may be used to ensure that each time aged key is unique. The output of the "key convolution" function may be a "true key" that is used for decryption purposes until discarded. Running the function with a time-aged key and

inappropriate time values typically yields a useless key that will not decrypt.

5           Generation of a new time aged key can be triggered based  
on some value of elapsed, absolute or relative time (e.g., based on  
a real time value from a clock such as RTC 528). At that time,  
the convolution would produce the wrong key and decryption  
could not occur until the time-aged key is updated. The criteria  
used to determine when a new "time aged key" is to be created  
10          may itself be changed based on time or some other input variable  
to provide yet another level of security. Thus, the convolution  
function and/or the event invoking it may change, shift or employ  
a varying quantity as a parameter.

15           One example of the use of time-aged keys is as follows:

- 1)    A creator makes a "true" key, and encrypts content with it.
  
- 2)    A creator performs a "reverse convolution" to yield a  
20          "time aged key" using, as input parameters to the  
"reverse convolution":
  - a)    the "true" key,
  - b)    a time parameter (e.g., valid high-order  
time bits of RTC 528), and

c) optional other information (e.g., site ID and/or user ID).

5           3) The creator distributes the "time-aged key" to content users (the creator may also need to distribute the convolution algorithm and/or parameters if she is not using a convolution algorithm already available to the content users' PPE 650).

10           4) The content user's PPE 650 combines:  
a) "time-aged" key  
b) high-order time bits  
c) required other information (same as 2c).

15           It performs a convolution function (i.e., the inverse of "reverse convolution" algorithm in step (2) above) to obtain the "true" key. If the supplied time and/or other information is "wrong," the convolution function will not yield the "true" key, and therefore content cannot be decrypted.

20           Any of the key blocks associated with VDE objects 300 or other items can be either a regular key block or a time-aged key block, as specified by the object creator during the object configuration process, or where appropriate, a distributor or client administrator.

5 "Time aged" keys can also be used as part of protocols to provide secure communications between PPEs 650. For example, instead of providing "true" keys to PPE 650 for communications, VDE 100 may provide only "partial" communication keys to the PPE. These "partial" keys may be provided to PPE 650 during initialization, for example. A predetermined algorithm may produce "true keys" for use to encrypt/decrypt information for secure communications. The predetermined algorithm can "age" these keys the same way in all PPEs 650, or PPEs 650 can be required to contact a VDE administrator at some predetermined time so a new set of partial communications keys can be downloaded to the PPEs. If the PPE 650 does not generate or otherwise obtain "new" partial keys, then it will be disabled from communicating with other PPEs (a further, "fail safe" key may be provided to ensure that the PPE can communicate with a VDE administrator for reinitialization purposes). Two sets of partial keys can be maintained within a PPE 650 to allow a fixed amount of overlap time across all VDE appliances 600. The older of the two sets of partial keys can be updated periodically.

20

The following additional types of keys (to be discussed below) can also be "aged" in the preferred embodiment:

individual message keys (i.e., keys used for a particular message),

administrative, stationary and travelling object shared  
keys,  
secure database keys, and  
private body and content keys.

5

### **Initial Installation Key Management**

Figure 64 shows the flow of universe-wide, or "master,"  
keys during creating of a PPE 650. In the preferred  
embodiment, the PPE 650 contains a secure non-volatile key  
storage 2802 (e.g. SPU 500 non-volatile RAM 534 B or protected  
10 storage maintained by HPE 655) that is initialized with keys  
generated by the manufacturer and by the PPE itself.

The manufacturer possesses (i.e., knows, and protects from  
15 disclosure or modification) one or more public key 2811/private  
key 2812 key pairs used for signing and validating site  
identification certificates 2821. For each site, the manufacturer  
generates a site ID 2821 and list of site characteristics 2822. In  
addition, the manufacturer possesses the public keys 2813, 2814  
20 for validating load modules and initialization code downloads.  
To enhance security, there may be a plurality of such  
certification keys, and each PPE 650 may be initialized using  
only a subset of such keys of each type.

As part of the initialization process, the PPE 650 may generate internally or the manufacturer may generate and supply, one or more pairs of site-specific public keys 2815 and private keys 2816. These are used by the PPE 650 to prove its  
5 identity. Similarly, site-specific database key(s) 2817 for the site are generated, and if needed (i.e., if a Random Number Generator 542 is not available), a random initialization seed 2818 is generated.

10 The initialization may begin by generating site ID 2821 and characteristics 2822 and the site public key 2815/private key 2816 pair(s). These values are combined and may be used to generate one or more site identity certificates 2823. The site  
15 identity certificates 2823 may be generated by the public key generation process 2804, and may be stored both in the PPE's protected key storage 2802 and in the manufacturer's VDE site certificate database 2803.

20 The certification process 2804 may be performed either by the manufacturer or internally to the PPE 650. If performed by the PPE 650, the PPE will temporarily receive the identity certification private key(s) 2812, generate the certificate 2823, store the certificate in local key storage 2802 and transmit it to



the manufacturer, after which the PPE 650 must erase its copy of the identity certification private key(s) 2812.

5 Subsequently, initialization may require generation, by the PPE 650 or by the manufacturer, of site-specific database key(s) 2817 and of site-specific seed value(s) 2818, which are stored in the key storage 2802. In addition, the download certification key(s) 2814 and the load module certification key(s) 2813 may be supplied by the manufacturer and stored in the key storage 2802. These may be used by the PPE 650 to validate all further communications with external entities.

15 At this point, the PPE 650 may be further initialized with executable code and data by downloading information certified by the load module key(s) 2813 and download key(s) 2814. In the preferred embodiment, these keys may be used to digitally sign data to be loaded into the PPE 650, guaranteeing its validity, and additional key(s) encrypted using the site-specific public key(s) 2815 may be used to encrypt such data and protect it from disclosure.

### **Installation and Update Key Management**

Figure 65 illustrates an example of further key installation either by the manufacturer or by a subsequent update by a VDE

administrator. The manufacturer or administrator may supply  
initial or new values for private header key(s) 2831, external  
communication key(s) 2832, administrative object keys 2833, or  
other shared key(s) 2834. These keys may be universe-wide in  
5 the same sense as the global certification keys 2811, 2813, and  
2814, or they may be restricted to use within a defined group of  
VDE instances.

To perform this installation, the installer retrieves the  
10 destination site's identity certificate(s) 2823, and from that  
extracts the site public key(s) 2815. These key(s) may be used in  
an encryption process 2841 to protect the keys being installed.  
The key(s) being installed are then transmitted inside the  
destination site's PPE 650. Inside the PPE 650, the decryption  
15 process 2842 may use the site private key(s) 2816 to decrypt the  
transmission. The PPE 650 then stores the installed or updated  
keys in its key storage 2802.

#### **Object-Specific Key Use**

20 Figures 66 and 67 illustrate the use of keys in protecting  
data and control information associated with VDE objects 300.

Figure 66 shows use of a stationary content object 850  
whose control information is derived from an administrative

object 870. The objects may be received by the PPE 650 (e.g., by retrieval from an object repository 728 over a network or retrieved from local storage). The administrative object decryption process 2843 may use the private header key(s) 2815  
5 to decrypt the administrative object 870, thus retrieving the PERC 808 governing access to the content object 850. The private body key(s) 810 may then be extracted from the PERC 808 and used by the content decryption process 2845 to make the content available outside the PPE 650. In addition, the database  
10 key(s) 2817 may be used by the encryption process 2844 to prepare the PERC for storage outside the PPE 650 in the secure database 610. In subsequent access to the content object 850, the PERC 808 may be retrieved from the secure database 610, decrypted with database key(s) 2817, and used directly, rather  
15 than being extracted from administrative object 870.

Figure 67 shows the similar process involving a traveling object 860. The principal distinction between Figures 66 and 67 is that the PERC 808 is stored directly within the traveling  
20 object 860, and therefore may be used immediately after the decryption process 2843 to provide a private header key(s) 2831. This private header key 2831 is used to process content within the traveling object 860.

**Secret-Key Variations**

5 Figures 64 through 67 illustrate the preferred public-key embodiment, but may also be used to help understand the secret-key versions. In secret-key embodiments, the certification process and the public key encryptions/decryptions are replaced with private-key encryptions, and the public key/private-key pairs are replaced with individual secret keys that are shared between the PPE 650 instance and the other parties (e.g., the load module supplier(s), the PPE manufacturer). In addition, the certificate generation process 2804 is not performed in secret-key  
10 embodiments, and no site identity certificates 2823 or VDE certificate database 2803 exist.

**Key Types**

15 The detailed descriptions of key types below further explain secret-key embodiments; this summary is not intended as a complete description. The preferred embodiment PPE 650 can use different types of keys and/or different "shared secrets" for different purposes. Some key types apply to a Public-  
20 Key/Secret Key implementation, other keys apply to a Secret Key only implementation, and still other key types apply to both. The following table lists examples of various key and "shared secret" information used in the preferred embodiment, and where this information is used and stored:

	Key/Secret Information Type	Used in PK or Non-PK	Example Storage Location(s)
5	Master Key(s) (may include some of the specific keys mentioned below)	Both	PPE Manufacturing facility VDE administrator
	Manufacturing Key	Both (PK optional)	PPE (PK case) Manufacturing facility
	Certification key pair	PK	PPE Certification repository
	Public/private key pair	PK	PPE Certification repository (Public Key only)
10	Initial secret key	Non-PK	PPE
	PPE manufacturing ID	Non-PK	PPE
	Site ID, shared code, shared keys and shared secrets	Both	PPE
15	Download authorization key	Both	PPE VDE administrator
	External communication keys and other info	Both	PPE Secure Database
20	Administrative object keys	Both	Permission record
	Stationary object keys	Both	Permission record
	Traveling object shared keys	Both	Permission record
25	Secure database keys	Both	PPE
	Private body keys	Both	Secure database Some objects
	Content keys	Both	Secure database Some objects
	Authorization shared secrets	Both	Permission record
30	Secure Database Backup keys	Both	PPE Secure database

**Master Keys**

A "master" key is a key used to encrypt other keys. An initial or "master" key may be provided within PPE 650 for

communicating other keys in a secure way. During initialization  
of PPE 650, code and shared keys are downloaded to the PPE.  
Since the code contains secure convolution algorithms and/or  
coefficients, it is comparable to a "master key." The shared keys  
5 may also be considered "master keys."

If public-key cryptography is used as the basis for external  
communication with PPE 650, then a master key is required  
during the PPE Public-key pair certification process. This  
10 master key may be, for example, a private key used by the  
manufacturer or VDE administrator to establish the digital  
certificate (encrypted public key and other information of the  
PPE), or it may, as another example, be a private key used by a  
VDE administrator to encrypt the entries in a certification  
15 repository. Once certification has occurred, external  
communications between PPEs 650 may be established using the  
certificates of communicating PPEs.

If shared secret keys are used as the basis for external  
20 communications, then an initial secret key is required to  
establish external communications for PPE 650 initialization.  
This initial secret key is a "master key" in the sense that it is  
used to encrypt other keys. A set of shared partial external  
communications keys (see discussion above) may be downloaded

during the PPE initialization process, and these keys are used to establish subsequent external PPE communications.

### **Manufacturing Key**

5           A manufacturing key is used at the time of PPE  
manufacture to prevent knowledge by the manufacturing staff of  
PPE-specific key information that is downloaded into a PPE at  
initialization time. For example, a PPE 650 that operates as  
part of the manufacturing facility may generate information for  
10           download into the PPE being initialized. This information must  
be encrypted during communication between the PPEs 650 to  
keep it confidential, or otherwise the manufacturing staff could  
read the information. A manufacturing key is used to protect the  
information. The manufacturing key may be used to protect  
15           various other keys downloaded into the PPE such as, for  
example, a certification private key, a PPE public/private key  
pair, and/or other keys such as shared secret keys specific to the  
PPE. Since the manufacturing key is used to encrypt other keys,  
it is a "master key."

20

A manufacturing key may be public-key based, or it may be based on a shared secret. Once the information is downloaded, the now-initialized PPE 650 can discard (or simply not use) the manufacturing key. A manufacturing key may be

hardwired into PPE 650 at manufacturing time, or sent to the PPE as its first key and discarded after it is no longer needed. As indicated in the table above and in the preceding discussion, a manufacturing key is not required if PK capabilities are included in the PPE.

### **Certification Key Pair**

A certification key pair may be used as part of a "certification" process for PPEs 650 and VDE electronic appliances 600. This certification process in the preferred embodiment may be used to permit a VDE electronic appliance to present one or more "certificates" authenticating that it (or its key) can be trusted. As described above, this "certification" process may be used by one PPE 650 to "certify" that it is an authentic VDE PPE, it has a certain level of security and capability set (e.g., it is hardware based rather than merely software based), etc. Briefly, the "certification" process may involve using a certificate private key of a certification key pair to encrypt a message including another VDE node's public-key. The private key of a certification key pair is preferably used to generate a PPE certificate. It is used to encrypt a public-key of the PPE. A PPE certificate can either be stored in the PPE, or it may be stored in a certification repository.



Depending on the authentication technique chosen, the public key and the private key of a certification key pair may need to be protected. In the preferred embodiment, the certification public key(s) is distributed amongst PPEs such that they may make use of them in decrypting certificates as an aspect of authentication. Since, in the preferred embodiment, this public key is used inside a PPE 650, there is no need for this public key to be available in plaintext, and in any event it is important that such key be maintained and transmitted with integrity (e.g., during initialization and/or update by a VDE administrator). If the certification public key is kept confidential (i.e., only available in plaintext inside the PPE 650), it may make cracking security much more difficult. The private key of a certification key pair should be kept confidential and only be stored by a certifying authority (i.e., should not be distributed).

In order to allow, in the preferred embodiment, the ability to differentiate installations with different levels/degrees of trustedness/security, different certification key pairs may be used (e.g., different certification keys may be used to certify SPEs 503 then are used to certify HPEs 655).

**PPE Public/Private Key Pair**

In the preferred embodiment, each PPE 650 may have its own unique "device" (and/or user) public/private key pair. Preferably, the private key of this key pair is generated within  
5 the PPE and is never exposed in any form outside of the PPE. Thus, in one embodiment, the PPE 650 may be provided with an internal capability for generating key pairs internally. If the PPE generates its own public-key crypto-system key pairs internally, a manufacturing key discussed above may not be  
10 needed. If desired, however, for cost reasons a key pair may be exposed only at the time a PPE 650 is manufactured, and may be protected at that time using a manufacturing key. Allowing PPE 650 to generate its public key pair internally allows the key pair to be concealed, but may in some applications be outweighed by  
15 the cost of putting a public-key key pair generator into PPE 650.

**Initial Secret Key**

The initial secret key is used as a master key by a secret key only based PPE 650 to protect information downloaded into  
20 the PPE during initialization. It is generated by the PPE 650, and is sent from the PPE to a secure manufacturing database encrypted using a manufacturing key. The secure database sends back a unique PPE manufacturing ID encrypted using the initial secret key in response.

The initial secret key is likely to be a much longer key than keys used for "standard" encryption due to its special role in PPE initialization. Since the resulting decryption overhead occurs only during the initialization process, multiple passes  
5 through the decryption hardware with selected portions of this key are tolerable.

#### **PPE Manufacturing ID**

The PPE manufacturing ID is not a "key," but does fall  
10 within the classic definition of a "shared secret." It preferably uniquely identifies a PPE 650 and may be used by the secure database 610 to determine the PPE's initial secret key during the PPE initialization process.

#### **15 Site ID, Shared Code, Shared Keys and Shared Secrets**

The VDE site ID along with shared code, keys and secrets are preferably either downloaded into PPE 650 during the PPE initialization process, or are generated internally by a PPE as part of that process. In the preferred embodiment, most or all of  
20 this information is downloaded.

The PPE site ID uniquely identifies the PPE 650. The site ID is preferably unique so as to uniquely identify the PPE 650 and distinguish that PPE from all other PPEs. The site ID in the

preferred embodiment provides a unique address that may be used for various purposes, such as for example to provide "address privacy" functions. In some cases, the site ID may be the public key of the PPE 650. In other cases, the PPE site ID  
5 may be assigned during the manufacturing and/or initialization process. In the case of a PPE 650 that is not public-key-capable, it would not be desirable to use the device secret key as the unique site ID because this would expose too many bits of the key—and therefore a different information string should be used  
10 as the site ID.

Shared code comprises those code fragments that provide at least a portion of the control program for the PPE 650. In the preferred embodiment, a basic code fragment is installed during  
15 PPE manufacturing that permits the PPE to bootstrap and begin the initialization process. This fragment can be replaced during the initialization process, or during subsequent download processing, with updated control logic.

20 Shared keys may be downloaded into PPE 650 during the initialization process. These keys may be used, for example, to decrypt the private headers of many object structures.

When PPE 650 is operating in a secret key only mode, the initialization and download processes may import shared secrets into the PPE 650. These shared secrets may be used during communications processes to permit PPEs 650 to authenticate the identity of other PPEs and/or users.

#### **Download Authorization Key**

The download authorization key is received by PPE 650 during the initialization download process. It is used to authorize further PPE 650 code updates, key updates, and may also be used to protect PPE secure database 610 backup to allow recovery by a VDE administrator (for example) if the PPE fails. It may be used along with the site ID, time and convolution algorithm to derive a site ID specific key. The download authorization key may also be used to encrypt the key block used to encrypt secure database 610 backups. It may also be used to form a site specific key that is used to enable future downloads to the PPE 650. This download authorization key is not shared among all PPEs 650 in the preferred embodiment; it is specific to functions performed by authorized VDE administrators.

**External Communications Keys and Related Secret and Public Information**

5 There are several cases where keys are required when PPEs 650 communicate. The process of establishing secure communications may also require the use of related public and secret information about the communicating electronic appliances 600. The external communication keys and other information are used to support and authenticate secure  
10 communications. These keys comprise a public-key pair in the preferred embodiment although shared secret keys may be used alternatively or in addition.

**Administrative Object Keys**

15 In the preferred embodiment, an administrative object shared key may be used to decrypt the private header of an administrative object 870. In the case of administrative objects, a permissions record 808 may be present in the private header. In some cases, the permissions record 808 may be distributed as  
20 (or within) an administrative object that performs the function of providing a right to process the content of other administrative objects. The permissions record 808 preferably contains the keys for the private body, and the keys for the content that can be accessed would be budgets referenced in that permissions record

808. The administrative object shared keys may incorporate time as a component, and may be replaced when expired.

#### **Stationary Object Keys**

5           A stationary object shared key may be used to decrypt a private header of stationary objects 850. As explained above, in some cases a permissions record 808 may be present in the private header of stationary objects. If present, the permissions record 808 may contain the keys for the private body but will not  
10 contain the keys for the content. These shared keys may incorporate time as a component, and may be replaced when expired.

#### **Traveling Object Shared Keys**

15           A traveling object shared key may be used to decrypt the private header of traveling objects 860. In the preferred embodiment, traveling objects contain permissions record 808 in their private headers. The permissions record 808 preferably contains the keys for the private body and the keys for the  
20 content that can be accessed as permitted by the permissions record 808. These shared keys may incorporate time as a component, and may be replaced when expired.

### **Secure Database Keys**

PPE 650 preferably generates these secure database keys and never exposes them outside of the PPE. They are site-specific in the preferred embodiment, and may be "aged" as described above. As described above, each time an updated record is written to secure database 610, a new key may be used and kept in a key list within the PPE. Periodically (and when the internal list has no more room), the PPE 650 may generate a new key to encrypt new or old records. A group of keys may be used instead of a single key, depending on the size of the secure database 610.

### **Private Body Keys**

Private body keys are unique to an object 300, and are not dependent on key information shared between PPEs 650. They are preferably generated by the PPE 650 at the time the private body is encrypted, and may incorporate real-time as a component to "age" them. They are received in permissions records 808, and their usage may be controlled by budgets.

### **Content Keys**

Content Keys are unique to an object 300, and are not dependent on key information shared between PPEs 650. They are preferably generated by the PPE 650 at the time the content



is encrypted. They may incorporate time as a component to "age" them. They are received in permissions records 808, and their usage may be controlled by budgets.

5       **Authorization Shared Secrets**

Access to and use of information within a PPE 650 or within a secure database 610 may be controlled using authorization "shared secrets" rather than keys. Authorization shared secrets may be stored within the records they authorize (permissions records 808, budget records, etc.). The  
10 authorization shared secret may be formulated when the corresponding record is created. Authorization shared secrets can be generated by an authorizing PPE 650, and may be replaced when record updates occur. Authorization shared  
15 secrets have some characteristics associated with "capabilities" used in capabilities based operating systems. Access tags (described below) are an important set of authorization shared secrets in the preferred embodiment.

20       **Backup Keys**

As described above, the secure database 610 backup consists of reading all secure database records and current audit "roll ups" stored in both PPE 650 and externally. Then, the backup process decrypts and re-encrypts this information using a

new set of generated keys. These keys, the time of the backup, and other appropriate information to identify the backup, may be encrypted multiple times and stored with the previously encrypted secure database files and roll up data within the backup files. These files may then all be encrypted using a "backup key" that is generated and stored within PPE 650. This backup key 500 may be used by the PPE to recover a backup if necessary. The backup keys may also be securely encrypted (e.g., using a download authentication key and/or a VDE administrator public key) and stored within the backup itself to permit a VDE administrator to recover the backup in case of PPE 650 failure.

#### **Cryptographic Sealing**

Sealing is used to protect the integrity of information when it may be subjected to modifications outside the control of the PPE 650, either accidentally or as an attack on the VDE security. Two specific applications may be the computation of check values for database records and the protection of data blocks that are swapped out of an SPE 500.

There are two types of sealing: keyless sealing, also known as cryptographic hashing, and keyed sealing. Both employ a cryptographically strong hash function, such as MD5 or

SHA. Such a function takes an input of arbitrary size and yields a fixed-size hash, or "digest." The digest has the property that it is infeasible to compute two inputs that yield the same digest, and infeasible to compute one input that yields a specific digest value, where "infeasible" is with reference to a work factor based on the size of the digest value in bits. If, for example, a 256-bit hash function is to be called strong, it must require approximately on average  $10^{38}$  ( $2^{128}$ ) trials before a duplicated or specified digest value is likely to be produced.

10

Keyless seals may be employed as check values in database records (e.g., in PERC 808) and similar applications. A keyless seal may be computed based on the content of the body of the record, and the seal stored with the rest of the record. The combination of seal and record may be encrypted to protect it in storage. If someone modifies the encrypted record without knowing the encryption key (either in the part representing the data or the part representing the seal), the decrypted content will be different, and the decrypted check value will not match the digest computed from the record's data. Even though the hash algorithm is known, it is not feasible to modify both the record's data and its seal to correspond because both are encrypted.

15

20

Keyed seals may be employed as protection for data stored outside a protected environment without encryption, or as a validity proof between two protected environments. A keyed seal is computed similarly to a keyless seal, except that a secret initial value is logically prefixed to the data being sealed. The digest value thus depends both on the secret and the data, and it is infeasible to compute a new seal to correspond to modified data even though the data itself is visible to an attacker. A keyed seal may protect data in storage with a single secret value, or may protect data in transit between two environments that share a single secret value.

The choice of keys or keyless seals depends on the nature of the data being protected and whether it is additionally protected by encryption.

### **Tagging**

Tagging is particularly useful for supporting the secure storage of important component assembly and related information on secondary storage memory 652. Integrated use of information "tagging" and encryption strategies allows use of inexpensive mass storage devices to securely store information that, in part enables, limits and/or records the configuration,

management and operation of a VDE node and the use of VDE protected content.

5           When encrypted or otherwise secured information is delivered into a user's secure VDE processing area (e.g., PPE 650), a portion of this information can be used as a "tag" that is first decrypted or otherwise unsecured and then compared to an expected value to confirm that the information represents expected information. The tag thus can be used as a portion of a process confirming the identity and correctness of received, VDE  
10           protected, information.

Three classes of tags that may be included in the control structures of the preferred embodiment:

- 15           •       access tags
- validation tags
- correlation tags.

These tags have distinct purposes.

20           An access tag may be used as a "shared secret" between VDE protected elements and entities authorized to read and/or modify the tagged element(s). The access tag may be broken into separate fields to control different activities independently. If an access tag is used by an element such as a method core 1000',

administrative events that affect such an element must include the access tag (or portion of the access tag) for the affected element(s) and assert that tag when an event is submitted for processing. If access tags are maintained securely (e.g., created  
5 inside a PPE 650 when the elements are created, and only released from PPE 650 in encrypted structures), and only distributed to authorized parties, modification of structures can be controlled more securely. Of course, control structures (e.g., PERCs 808) may further limit or qualify modifications or other  
10 actions expressed in administrative events.

Correlation tags are used when one element references another element. For example, a creator might be required by a budget owner to obtain permission and establish a business  
15 relationship prior to referencing their budget within the creator's PERCs. After such relationship was formed, the budget owner might transmit one or more correlation tags to the creator as one aspect of allowing the creator to produce PERCs that reference the budget owner's budget.

20

Validation tags may be used to help detect record substitution attempts on the part of a tamperer.

In some respects, these three classes of tags overlap in function. For example, a correlation tag mismatch may prevent some classes of modification attempts that would normally be prevented by an access tag mismatch before an access tag check is performed. The preferred embodiment may use this overlap in some cases to reduce overhead by, for example, using access tags in a role similar to validation tags as described above.

In general, tagging procedures involve changing, within SPE 503, encryption key(s), securing techniques(s), and/or providing specific, stored tag(s). These procedures can be employed with secure database 610 information stored on said inexpensive mass storage 652 and used within a hardware SPU 500 for authenticating, decrypting, or otherwise analyzing, using and making available VDE protected content and management database information. Normally, changing validation tags involves storing within a VDE node hardware (e.g., the PPE 650) one or more elements of information corresponding to the tagging changes. Storage of information outside of the hardware SPE's physically secure, trusted environment is a highly cost savings means of secure storage, and the security of important stored management database information is enhanced by this tagging of information. Performing this tagging "change" frequently (for example, every time a given record is decrypted) prevents the

substitution of "incorrect" information for "correct" information, since said substitution will not carry information which will match the tagging information stored within the hardware SPE during subsequent retrieval of the information.

5

Another benefit of information tagging is the use of tags to help enforce and/or verify information and/or control mechanisms in force between two or more parties. If information is tagged by one party, and then passed to another party or parties, a tag can be used as an expected value associated with communications and/or transactions between the two parties regarding the tagged information. For example, if a tag is associated with a data element that is passed by Party A to Party B, Party B may require Party A to prove knowledge of the correct value of at least a portion of a tag before information related to, and/or part of, said data element is released by Party B to Party A, or vice versa. In another example, a tag may be used by Party A to verify that information sent by Party B is actually associated with, and/or part of, a tagged data element, or vice versa.

10

15

20

#### **Establishing A Secure, Authenticated, Communication Channel**

From time to time, two parties (e.g., PPEs A and B), will need to establish a communication channel that is known by



both parties to be secure from eavesdropping, secure from tampering, and to be in use solely by the two parties whose identifies are correctly known to each other.

5           The following describes an example process for establishing such a channel and identifies how the requirements for security and authentication may be established and validated by the parties. The process is described in the abstract, in terms of the claims and belief each party must establish, and is not to  
10 be taken as a specification of any particular protocol. In particular, the individual sub-steps of each step are not required to be implemented using distinct operations; in practice, the establishment and validation of related proofs is often combined into a single operation.

15           The sub-steps need not be performed in the order detailed below, except to the extent that the validity of a claim cannot be  
20 proven before the claim is made by the other party. The steps may involve additional communications between the two parties than are implied by the enumerated sub-steps, as the "transmission" of information may itself be broken into sub-steps. Also, it is not necessary to protect the claims or the proofs from disclosure or modification during transmission. Knowledge of the claims (including the specific communication proposals

and acknowledgements thereof) is not considered protected information. Any modification of the proofs will cause the proofs to become invalid and will cause the process to fail.

5           Standard public-key or secret-key cryptographic techniques can be used to implement this process (e.g., X.509, Authenticated Diffie-Hellman, Kerberos). The preferred embodiment uses the three-way X.509 public key protocol steps.

10           The following may be the first two steps in the example process:

A.    (*precursor step*): Establish means of creating validatable claims by A

15           B.    (*precursor step*): Establish means of creating validatable claims by B

20           These two steps ensure that each party has a means of making claims that can be validated by the other party, for instance, by using a public key signature scheme in which both parties maintain a private key and make available a public key that itself is authenticated by the digital signature of a certification authority.

The next steps may be:

A (proposal step):

1. Determine B's identity
2. Acquire means of validating claims made by B
3. Create a unique identity for this specific proposed  
5 communication
4. Create a communication proposal identifying the  
parties and the specific communication
5. Create validatable proof of A's identity and the  
origin of the communication proposal
- 10 6. Deliver communication proposal and associated  
proof to B.

These steps establish the identity of the correspondent  
party B and proposes a communication. Because establishment  
15 of the communication will require validation of claims made by  
B, a means must be provided for A to validate such claims.  
Because the establishment of the communication must be unique  
to a specific requirement by A for communication, this  
communication proposal and all associated traffic must be  
20 unambiguously distinguishable from all other such traffic.  
Because B must validate the proposal as a legitimate proposal  
from A, a proof must be provided that the proposal is valid.

The next steps may be as follows:

B (acknowledgement step):

1. Extract A's identity from the communication proposal
- 5 2. Acquire means of validating claims made by A
3. Validate A's claim of identity and communication proposal origin
4. Determine the unique identification of the communication proposal
- 10 5. Determine that the communication proposal does not duplicate an earlier proposal
6. Create an acknowledgement identifying the specific communication proposal
- 15 7. Create validatable proof of B's identity and the origin of the acknowledgement
8. Deliver the acknowledgement and associated proof to A.

20 These steps establish that party B has received A's communication proposal and is prepared to act on it. Because B must validate the proposal, B must first determine its origin and validate its authenticity. B must ensure that its response is associated with a specific proposal, and that the proposal is not a

replay. If B accepts the proposal, it must prove both B's own identity and that B has received a specific proposal.

The next steps may be:

- 5                    A (establishment step):
1.    Validate B's claim acknowledgement of A's specific proposal
  2.    Extract the identity of the specific communication proposal from the acknowledgement
  - 10    3.    Determine that the acknowledgement is associated with an outstanding communication proposal
  4.    Create unique session key to be used for the proposed communication
  5.    Create proof of session key's creation by A
  - 15    6.    Create proof of session key's association with the specific communication proposal
  7.    Create proof of receipt of B's acknowledgement
  8.    Protect the session key from disclosure in transmission
  - 20    9.    Protect the session key from modification in transmission
  10.    Deliver protected session key and all proofs to B.

These steps allows A to specify a session key to be associated with all further traffic related to A's specific communication proposal. A must create the key, prove that A created it, and prove that it is associated with the specific proposed communication. In addition, A must prove that the session key is generated in response to B's acknowledgement of the proposal. The session key must be protected from disclosure of modification to ensure that an attacker cannot substitute a different value.

10

#### **Transportability of VDE Installations Between PPEs 650**

In a preferred embodiment, VDE objects 300 and other secure information may if appropriate, be transported from one PPE 650 to another securely using the various keys outlined above. VDE 100 uses redistribution of VDE administrative information to exchange ownership of VDE object 300, and to allow the portability of objects between electronic appliances 600.

15

The permissions record 808 of VDE objects 300 contains rights information that may be used to determine whether an object can be redistributed in whole, in part, or at all. If a VDE object 300 can be redistributed, then electronic appliance 600 normally must have a "budget" and/or other permissioning that allows it to redistribute the object. For example, an electronic

20

appliance 600 authorized to redistribute an object may create an administrative object containing a budget or rights less than or equal to the budget or rights that it owns. Some administrative objects may be sent to other PPEs 650. A PPE 650 that receives one of the administrative objects may have the ability to use at least a portion of the budgets, or rights, to related objects.

Transfer of ownership of a VDE object 300 is a special case in which all of the permissions and/or budgets for a VDE object are redistributed to a different PPE 650. Some VDE objects may require that all object-related information be delivered (e.g., it's possible to "sell" all rights to the object). However, some VDE objects 300 may prohibit such a transfer. In the case of ownership transfer, the original providers for a VDE object 300 may need to be contacted by the new owner, informed of the transfer, and validated using an authorization shared secret that accompanies reauthorization, before transfer of ownership can be completed.

When an electronic appliance 600 receives a component assembly, an encrypted part of the assembly may contain a value that is known only to the party or PPE 650 that supplied the assembly. This value may be saved with information that must eventually returned to the assembly supplier (e.g., audit, billing

and related information). When a component supplier requests that information be reported, the value may be provided by the supplier so that the local electronic appliance 600 can check it against the originally supplied value to ensure that the request is legitimate. When a new component is received, the value may be checked against an old component to determine whether the new component is legitimate (e.g., the new value for use in the next report process may be included with the new component).

#### 10 **Integrity of VDE Security**

There are many ways in which a PPE 650 might be compromised. The goal of the security provided by VDE 100 is to reduce the possibility that the system will be compromised, and minimize the adverse effects if it is compromised.

15

The basic cryptographic algorithm that are used to implement VDE 100 are assumed to be safe (cryptographically strong). These include the secret-key encryption of content, public-key signatures for integrity verification, public-key encryption for privacy between PPEs 650 or between a PPE and a VDE administrator, etc. Direct attack on these algorithms is assumed to be beyond the capabilities of an attacker. For domestic versions of VDE 100 some of this is probably a safe assumption since the basic building blocks for control

20



information have sufficiently long keys and are sufficiently proven.

The following risks of threat or attacks may be significant:

- 5           •     Unauthorized creation or modification of component assemblies (e.g., budgets)
- Unauthorized bulk disclosure of content
- Compromise of one or more keys
- Software emulation of a hardware PPE
- 10          •     Substitution of older records in place of newer records
- Introduction of "rogue" (i.e., unauthentic) load modules
- Replay attacks
- 15          •     Defeating "fingerprinting"
- Unauthorized disclosure of individual content items
- Redistribution of individual content items.

20           A significant potential security breach would occur if one or more encryption keys are compromised. As discussed above, however, the encryption keys used by VDE 100 are sufficiently varied and compartmentalized so that compromising one key would have only limited value to an attacker in most cases. For example, if a certification private key is exposed, an attacker

could pass the challenge/response protocol as discussed above but would then confront the next level of security that would entail cracking either the initialization challenge/response or the external communication keys. If the initialization

5 challenge/response security is also defeated, the initialization code and various initialization keys would also be exposed. However, it would still be necessary to understand the code and data to find the shared VDE keys and to duplicate the key-generation ("convolution") algorithms. In addition, correct real

10 time clock values must be maintained by the spoof. If the attacker is able to accomplish all of this successfully, then all secure communications to the bogus PPE would be compromised. An object would be compromised if communications related to the permissions record 808 of that object are sent to the bogus

15 PPE.

Knowledge of the PPE download authorization key and the algorithms that are used to derive the key that encrypts the keys for backup of secured database 610 would compromise the entire

20 secured database at a specific electronic appliance 600. However, in order to use this information to compromise content of VDE objects 300, an understanding of appropriate VDE internals would also be required. In a preferred embodiment, the private body keys and content keys stored in a secured

database 610 are "aged" by including a time component. Time is convoluted with the stored values to derive the "true keys" needed to decrypt content. If this process is also compromised, then object content or methods would be revealed. Since a  
5 backup of secured database 610 is not ever restored to a PPE 650 in the preferred embodiment without the intervention of an authorized VDE administrator, a "bogus" PPE would have to be used to make use of this information.

10 External communication shared keys are used in the preferred embodiment in conjunction with a key convolution algorithm based on site ID and time. If compromised, all of the steps necessary to allow communications with PPEs 650 must also be known to take advantage of this knowledge. In addition,  
15 at least one of the administrative object shared keys must be compromised to gain access to a decrypted permissions record 808.

20 Compromising an administrative object shared key has no value unless the "cracker" also has knowledge of external communication keys. All administrative objects are encrypted by unique keys exchanged using the shared external communications keys, site ID and time. Knowledge of PPE 650

internal details would be necessary to further decrypt the content of administrative objects.

5           The private header of a stationary object (or any other stationary object that uses the same shared key) if compromised, may provide the attacker with access to content until the shared key "ages" enough to no longer decrypt the private header. Neither the private body nor the content of the object is exposed unless a permissions record 808 for that object is also  
10           compromised. The private headers of these objects may remain compromised until the key "ages" enough to no longer decrypt the private header.

15           Secure database encryption keys in the preferred embodiment are frequently changing and are also site specific. The consequences of compromising a secured database 610 file or a record depends on the information that has been compromised. For example, permissions record 808 contain keys for the public  
20           body and content of a VDE object 300. If a permissions record 808 is compromised, the aspects of that object protected by the keys provided by the permissions record are also compromised—if the algorithm that generates the "true keys" is also known. If a private body key becomes known, the private body of the object is compromised until the key "ages" and

expires. If the "aging" process for that key is also compromised, the breach is permanent. Since the private body may contain methods that are shared by a number of different objects, these methods may also become compromised. When the breach is  
5 detected, all administrative objects that provide budgets and permissions record should update the compromised methods. Methods stored in secure database 610 are only replaced by more recent versions, so the compromised version becomes unusable after the update is completed.

10

If a content key becomes compromised, the portion of the content encrypted with the key is also compromised until the key "ages" and expires. If the "aging" process for that key also becomes compromised, then the breach becomes permanent. If  
15 multiple levels of encryption are used, or portions of the content are encrypted with different keys, learning a single key would be insufficient to release some or all of the content.

If an authorization shared secret (e.g., an access tag)  
20 becomes known, the record containing the secret may be modified by an authorized means if the "cracker" knows how to properly use the secret. Generally speaking, the external communications keys, the administrative object keys and the management file keys must also be "cracked" before a shared

secret is useful. Of course, any detailed knowledge of the protocols would also be required to make use of this information.

5 In the preferred embodiment, PPE 650 may detect whether or not it has become compromised. For example, by comparing information stored in an SPE 503 (e.g., summary service information) with information stored in secure database 610 and/or transmitted to a VDE participant (e.g., a VDE clearinghouse), discrepancies may become evident. If PPE 650  
10 (or a VDE administrator watching its activities or communicating with it) detects that it has been compromised, it may be updated with an initialization to use new code, keys and new encryption/decryption algorithms. This would limit exposure to VDE objects 300 that existed at the time the  
15 encryption scheme was broken. It is possible to require the PPE 650 to cease functioning after a certain period of time unless new code and key downloads occur. It is also possible to have VDE administrators force updates to occur. It is also likely that the desire to acquire a new VDE object 300 will provide an incentive  
20 for users to update their PPEs 650 at regular time intervals.

Finally, the end-to-end nature of VDE applications, in which content 108 flows in one direction, generating reports and bills 118 in the other, makes it possible to perform "back-end"

consistency checks. Such checks, performed in clearinghouses 116, can detect patterns of use that may or do indicate fraud (e.g., excessive acquisition of protected content without any corresponding payment, usage records without corresponding 5 billing records). The fine grain of usage reporting and the ready availability of usage records and reports in electronic form enables sophisticated fraud detection mechanisms to be built so that fraud-related costs can be kept to an acceptable level.

#### 10 Integrity of Software-Based PPE Security

As discussed above in connection with Figure 10, some applications may use a software-based protected processing environment 650 (such as a "host event processing environment" (HPE) 655) providing a software-based tamper resistant barrier 15 674. Software-based tamper resistant barrier 674 may be created by software executing on a general-purpose CPU. Various software protection techniques may be used to construct and/or provide software-based tamper resistant barrier 674.

20 The risks or threat of attacks described above in connection with PPE 650 apply to a software-based PPE. An important threat to be countered with respect to a software-based tamper resistant barrier 674 is an attack based on a distributable computer program that can defeat the tamper

resistant barrier wherever the program is run. Since a software-based tamper resistant barrier 674 typically will not be as secure as a hardware-based tamper resistant barrier 502, it is useful to explore example steps and procedures a "cracker" might use to "crack" a software-based tamper resistant barrier.

Figures 67A and 67B show example "cracking" techniques a "cracker" might use to attack software-based tamper resistant barrier 674.

10

Referring to Figure 67A, the software used to create tamper resistant barrier 674 may be distributed, for example, on a storage medium 3370 such as a floppy diskette or optical disk (or, this software could be distributed electronically over network 108 and stored locally in a computer memory). The software distribution medium 3370 provides software (code and data) for loading into a computing device such as a general purpose personal computer 3372, for example. Personal computer 3372 may include, for example, a random access memory 3374 and a hard disk 3376.

20

In one example, the software distribution medium 3370 might include installation materials 3470 and operational materials 3472. The installation materials 3470 may be



executed by computer 3372 to install the operational materials 3472 onto the computer's hard disk 3376. The computer 3372 may then execute the operational materials 3472 from its hard disk 3376 to provide software-based protected processing  
5 environment 650 and associated software-based tamper resistant barrier 672.

In this example, one attack technique an attacker might use is to analyze software distribution medium 3370 (see Figure  
10 67B, block 3352). Such analysis can take many forms.

Such analysis could be performed by a combination of one or more techniques. Such techniques include, but are not limited to, the following:

- 15 • An attacker can manually "dump" and/or disassemble listings of the data from medium 3370. This analysis is represented in Figure 67A by magnifying glass 3352A.
- An attacker can use cryptoanalytic and/or key search techniques to decrypt any encrypted data from medium  
20 3370.
- An attacker can use automated or semi-automated disassembly tools to explore the functions of programs stored on medium 3370 by studying the operation and flow

of the assembly language representation of the programs.

This analysis is represented in Figure 67A by block 3352B.

- An attacker can use software reverse-engineering tools to reconstruct high-level language representations of the programs on medium 3370, and study their functions.

5

This analysis is represented in Figure 67A by block 3352C, producing source code 3371.

- An attacker can use software reverse-engineering tools to create an equivalent program to the programs stored on medium 3370. As the equivalent program may be in a more convenient form, possibly in a higher-level language, it may be more amenable to analysis. This analysis is also represented in Figure 67A by block 3352C, producing source code 3371.

10

- An attacker can use software debugging and/or simulation tools to follow and/or modify the dynamic execution of programs from medium 3370. This technique can be combined with any of the above static analysis techniques to study the program as it operates. This analysis is represented in Figure 67A by block 3352B.

15

20

- An attacker can use hardware-based debugging and/or simulation tools (e.g., an in-circuit emulator, or ICE) to follow and/or modify the dynamic execution of programs from medium 3370. This technique may be more effective

than the equivalent using software debugging and/or simulation tools because it has less potential effect on operation of the programs. This analysis is represented in Figure 67A by block 3352B.

5

Such analysis could provide clues and insights into the installation materials 3470, the operational materials 3472, or both.

10

Another attack technique could focus on the operational materials 3472 in the form in which they are installed on personal computer 3372. For example, one form of analysis might involve analyzing the on-disk copy of the installed software and/or associated data files installed on computer hard disk 3376 (see Figure 67B, block 3354). This analysis is

15

represented in Figure 67A as a magnifying glass 3354B.

Because the installed operational materials 3472 can be executed by computer 3372, the analysis need not be limited to analyzing the static information stored on hard disk 3376, but could involve

20

performing static and/or dynamic analysis of the executing software (see Figure 67B, blocks 3356, 3358). Any of the techniques described above could be used to analyze the operational material software 3472 to yield source code or other more interpretable form 3373A and/or a memory image 3373B.

The static and/or dynamic data within RAM 3374A could be similarly analyzed (see Figure 67A, magnifying glass 3354A).

5 The resulting source code 3373A and/or memory image 3373B could be carefully analyzed and reviewed (see magnifying glasses 3354D, 3354E) to obtain an understanding of both the static and dynamic structure and operation of operational materials 3272. Dynamic code analysis could involve, for example, tracing, single-stepping, data, or code break points of  
10 the executing software image, using analysis techniques such as described above. The executing software could be modified dynamically (for example, by patching) during normal operation to attempt to bypass its protection mechanisms and/or to learn more about how it operates (see Figure 67B, block 3360, and the  
15 "changes" inserted into Figure 67A memory image 3373B).

A further attack technique in this example might involve comparing installed operational material 3472 software and data files among several different PPE 650 instances to identify  
20 important data structures, such as cryptographic keys (see "compare" block 3362A of Figure 67A; and Figure 67B, block 3362). The resulting list of differences 3362B could be carefully analyzed (see Figure 67A's magnifying glass 3362C) to obtain

important clues, using analysis techniques such as described above.

5 A further attack technique might involve comparing the memory and/or disk images of installed operational material 3472 software and data files in a single instance of PPE 650, after performing various operations using the PPE. This could serve to identify important data structures, such as cryptographic keys (see "compare" block 3362A of Figure 67A; and Figure 67B, block 3362). The resulting list of differences 10 3362B could be carefully analyzed (see Figure 67A's magnifying glass 3362C) to obtain important clues, using analysis techniques such as described above.

15 A further attack technique might involve analyzing the timing and/or order of modification to memory and/or disk images of installed operational material 3472 software and data files in a single instance of PPE 650, during the performance performing various operations using the PPE. This could serve 20 to identify important data structures, such as cryptographic keys (see "compare" block 3362A of Figure 67A; and Figure 67B, block 3362). The resulting list of differences 3362B could be carefully analyzed (see Figure 67A's magnifying glass 3362C) to obtain

important clues, using analysis techniques such as described above.

5 A further attack technique might involve duplicating one installed operational material 3472 instance by copying the programs and data from one personal computer 3372B to another personal computer 3372C or emulator (see Figure 67B, block 3364, and the "copy" arrow 3364A in Figure 67A). The duplicated PPE instance could be used in a variety of ways, such as, for example, to place an impostor PPE 650 instance on-line and/or to permit further dynamic analysis.

10

A still additional avenue of attack might involve, for example, saving the state of a PPE 650 (see Figure 67A, block 3366B) - for example, before the expenditure of credit - and restoring the state at a subsequent time (e.g., after a payment operation occurs) (see Figure 67A, arrows 3366A, 3366C, and Figure 67B, block 3366). The stored state information 3366B may also be analyzed (see Figure 67A, magnifying glass 3354F).

15

20

No software-only tamper resistant barrier 674 can be wholly effective against all of these threats. A sufficiently powerful dynamic analysis (such as one employing an in-circuit emulator) can lay bare all of the software-based PPE 650's

secrets. Nonetheless, various techniques described below in connection with Figure 69A and following make such an analysis extremely frustrating and time consuming - increasing the "work factor" to a point where it may become commercially unfeasible to attempt to "crack" a software-based tamper resistant barrier

5 674.

### **PPE Initialization**

Each PPE 650 needs to be initialized before it can be used.

10 Initialization may occur at the manufacturer site, after the PPE 650 has been placed out in the field, or both. The manufacturing process for PPE 650 typically involves embedding within the PPE sufficient software that will allow the device to be more completely initialized at a later time. This manufacturing

15 process may include, for example, testing the bootstrap loader and challenge-response software permanently stored within PPE 650, and loading the PPE's unique ID. These steps provide a basic VDE-capable PPE 650 that may be further initialized (e.g., after it has been installed within an electronic appliance 600 and

20 placed in the field). In some cases, the manufacturing and further initialization processes may be combined to produce "VDE ready" PPEs 650. This description elaborates on the summary presented above with respect to Figures 64 and 65.

Figure 68 shows an example of steps that may be performed in accordance with one preferred embodiment to initialize a PPE 650. Some of the steps shown in this flowchart may be performed at the manufacturing site, and some may be performed remotely through contact between a VDE administrator and the PPE 650. Alternatively, all of the steps shown in the diagram may be performed at the manufacturing site, or all of the steps shown may be performed through remote communications between the PPE 500 and a VDE administrator.

10

If the initialization process 1370 is being performed at the manufacturer, PPE 650 may first be attached to a testbed. The manufacturing testbed may first reset the PPE 650 (e.g., with a power on clear) (Block 1372). If this reset is being performed at the manufacturer, then the PPE 650 preferably executes a special testbed bootstrap code that completely tests the PPE operation from a software standpoint and fails if something is wrong with the PPE. A secure communications exchange may then be established between the manufacturing testbed and the PPE 650 using an initial challenge-response interaction (Block 1374) that is preferably provided as part of the testbed bootstrap process. Once this secure communications has been established, the PPE 650 may report the results of the bootstrap tests it has performed to the manufacturing testbed. Assuming the PPE 650

15

20



has tested successfully, the manufacturing testbed may download new code into the PPE 650 to update its internal bootstrap code (Block 1376) so that it does not go through the testbed bootstrap process upon subsequent resets (Block 1376).

5 The manufacturing testbed may then load new firmware into the PPE internal non-volatile memory in order to provide additional standard and/or customized capabilities (Block 1378). For example, the manufacturing testbed may preload PPE 650 with the load modules appropriate for the particular manufacturing

10 lot. This step permits the PPE 500 to be customized at the factory for specific applications.

The manufacturing testbed may next load a unique device ID into PPE 650 (Block 1380). PPE 650 now carries a unique ID

15 that can be used for further interactions.

Blocks 1372-1380R typically are, in the preferred embodiment, performed at the manufacturing site. Blocks 1374 and 1382-1388 may be performed either at the manufacturing

20 site, after the PPE 650 has been deployed, or both.

To further initialize PPE-650, once a secure communications has been established between the PPE and the manufacturing testbed or a VDE administrator (Block 1374), any

required keys, tags or certificates are loaded into PPE 650 (Block 1382). For example, the manufacturing test bed may load its information into PPE 650 so the PPE may be initialized at a later time. Some of these values may be generated internally  
5 within PPE 650. The manufacturing testbed or VDE administrator may then initialize the PPE real time clock 528 to the current real time value (Block 1384). This provides a time and date reference for the PPE 650. The manufacturing testbed or the VDE administrator may next initialize the summary  
10 values maintained internally to the PPE 500 (Block 1386). If the PPE 650 is already installed as part of an electronic appliance 600, the PPE may at this point initialize its secure database 610 (Block 1388).

15 Figure 69 shows an example of program control steps performed by PPE 650 as part of a firmware download process (See Figure 68, Block 1378). The PPE download process is used to load externally provided firmware and/or data elements into the PPE. Firmware loads may take two forms: permanent loads  
20 for software that remains resident in the PPE 650; and transient loads for software that is being loaded for execution. A related process for storing into the secure database 610 is performed for elements that have been sent to a VDE electronic appliance 600.

PPE 650 automatically performs several checks to ensure that firmware being downloaded into the PPE has not been tampered with, replaced, or substituted before it was loaded. The download routine 1390 shown in the figure illustrates an example of such checks. Once the PPE 650 has received a new firmware item (Block 1392), it may check the item to ensure that it decrypts properly using the predetermined download or administrative object key (depending on the source of the element) (decision Block 1394). If the firmware decrypts properly ("yes" exits to decision Block 1394), the firmware as check valve may be calculated and compared against the check valve stored under the encryption wrapper of the firmware (decision Block 1396). If the two check summed values compare favorably ("yes" exit to decision Block 1396), then the PPE 650 may compare the public and private header identification tags associated with the firmware to ensure that the proper firmware was provided and had not been substituted (step not shown in the figure). Assuming this test also passes, the PPE 500 may calculate the digital signatures of the firmware (assuming digital signatures are supported by the PPE 650 and the firmware is "signed") and may check the calculated signature to ensure that it compares favorably to the digital signatures under the firmware encryption wrapper (Blocks 1398, 1400). If any of

these tests fail, then the download will be aborted ("fail" termination 1401).

Assuming all of the tests described above pass, then PPE  
5 650 determines whether the firmware is to be stored within the  
PPE (e.g., an internal non-volatile memory), or whether it is to  
be stored in the secure database 610 (decision Block 1402). If the  
firmware is to be stored within the PPE ("yes" exit to decision  
Block 1402), then the PPE 500 may simply store the information  
10 internally (Block 1404). If the firmware is to be stored within  
the secure database 610 ("no" exit to decision Block 1402), then  
the firmware may be tagged with a unique PPE-specific tag  
designed to prevent record substitution (Block 1406), and the  
firmware may then be encrypted using the appropriate secure  
15 database key and released to the secure database 610 (Block  
1408).

**Example Techniques for Forming Software-Based Tamper  
Resistant Barrier**

20 Various software protection techniques detailed above in  
connection with Figure 10 may provide software-based tamper  
resistant barrier 674 within a software-only and/or hybrid  
software/hardware protected processing environment 650. The  
following is an elaboration on those above-described techniques.

These software protection techniques may provide, for example, the following:

- 5           •     An on-line registration process that results in the creation of a shared secret between the registry and the PPE 650 instance - used by the registry to create content and transactions that are meaningful only to that specific PPE instance.
- 10          •     An installation program (that may be distinct from the PPE operational material software) that creates a customized installation of the PPE software unique to each PPE instance and/or associated electronic appliance 600.
- Camouflage protections that make it difficult to reverse engineer the PPE 650 operational materials during PPE operation.
- 15          •     Integrity checks performed during PPE 650 operation (e.g., during on-line interactions with trusted servers) to detect compromise and minimize damage associated with any compromise.

20           In general, the software-based tamper resistant barrier 674 may establish "trust" primarily through uniqueness and complexity. In particular, uniqueness and customization complicate the ability of an attacker to:

- make multiple PPE instances with the same apparent identity;
- make it harder for an attacker to create a software program(s) that will defeat the tamper-resistant barrier
- 5 674 of multiple PPE instances;
- make it harder for the attacker to reverse engineer (e.g., based upon encryption so that normal debugging/emulation and other software testing tools can't easily provide access); and
- 10 • make it more difficult for an attacker to compare multiple PPE instances to determine differences between them.

In addition, the overall software-based tamper resistant barrier 674 and associated PPE system is sufficiently complex so that it is difficult to tamper with a part of it without destroying other

15 aspects of its functionality (i.e., a "defense in depth").

Camouflaging techniques complicate an attacker's analysis through use of debugging/emulation or other software tools. For example, the PPE 650 may rewrite or overwrite memory locations immediately after using same to make their contents

20 unavailable for scrutiny. Similarly, the PPE 650 operational software may use hardware and/or time dependent sequences to prevent emulation. Additionally, some of the PPE 650 environment code may be self-modifying. These and other techniques make it much harder to crack an individual PPE 650

instance, and more importantly - much harder to write a program that could be used to defeat security on multiple PPE instances. Because the legitimate owner/user of a particular PPE instance may be trying to attack the security of his own system, these techniques assume that individual instances may eventually be cracked and provide additional security and safeguards that prevent (or make it more difficult) for the attacker who has cracked one PPE instance to use that information successfully in cracking other PPE instances. Specifically, these security techniques make it unlikely that an attacker who has successfully cracked one or a small number of PPE instances can write a program capable of compromising the security of any arbitrary other PPE instance, for example.

15     **Example Installation Process**

Briefly, the preferred example software-based PPE 650 installation process provides the following security techniques:

- encrypted software distribution,
- installation customized on a unique instance and/or electronic appliance basis,
- encrypted on-disk form,
- installation tied to payment method,
- unique software and data layout, and
- identifiable copies.

Figure 69A shows one example technique for distributing the PPE 650 software. In this example, the PPE 650 software is distributed as two separate parts and/or media: the installation materials 3470, and the operational materials 3472. Installation materials 3470 may provide executable code and associated data structures for installing the operational materials 3472 onto a personal computer hard disk 3376, for example (see Figure 67A). The operational materials 3472 may provide executable code and associated data structures for providing protected processing environment 650 and associated software-based tamper resistant barrier 674.

In this example, installation materials 3470 and operational materials 3472 are each encrypted by a "deliverable preparation" process 3474 to provide encrypted installation materials 3470E and encrypted operational materials 3472E (the encrypted portions are indicated in Figure 69A, by cross-hatching). In this example, a small portion 3470C of the installation materials 3470 may be maintained in clear (unencrypted) form to provide an initial portion of the installation routine that may be executed without decryption. This plain text portion 3470C may, for example, provide an initial dialog, using an encrypted or other secure protocol with a trusted registry 3476 such as VDE administrator 200h for



example. This makes the distributed installation materials 3470  
and operational materials 3472 meaningless and unreadable to  
an attacker without additional information since the entire  
content (except for the initial dialog with the registry 3476) is  
5 unreadable.

In this example, the "deliverable preparation" process 3474  
may encrypt the installation materials 3470 and operational  
materials 3472 using one or more secret keys known to the  
10 registry 3476. Multiple versions of these installation materials  
3470 and operational materials 3472 may be distributed using  
different, secret keys so that compromise of one key exposes only  
a subset of the software distribution to unwanted disclosure.  
The only non-encrypted part of the software distribution in  
15 plaintext is that portion 3470C of installation materials 3470  
used to establish initial contact with the registry 3476.

The registry 3476 maintains a copy of the corresponding  
decryption keys within a key generation and cataloging structure  
20 3478. It provides these keys on demand during the registration  
process (e.g., using a secure key exchange protocol, for example)  
to only legitimate users authorized to set up a new protected  
processing environment 650.

5           Figures 69B-69C show example steps that may be  
performed by a installation routine 3470 to install a protected  
processing environment 650. In this example, upon coupling the  
installation materials 3470 to an electronic appliance 600 such  
as a personal computer 3372, the appliance begins executing the  
unencrypted installation materials portion 3470C. This plain  
text portion 3470C controls appliance 600 to contact registry  
3476 and establish a registry dialog (Figure 69B, block 3470(1)).  
The appliance 600 and the registry 3476 use a secure key  
exchange protocol to exchange installation keys so that the  
10           registry may deliver the appropriate installation key to the  
appliance (Figure 69B, block 3470(2)). Using the provided  
installation key(s), the appliance 600 may decrypt and run  
additional portions of encrypted installation materials 3470E  
15           (Figure 69B, block 3470(3) and following). Based on this  
additional installation program execution, appliance 600 may  
decrypt and install encrypted operational materials 3472E  
(Figure 69B, block 3470(4)).

20           Rather than simply installing the operational materials  
3472, in one example, installation materials 3470 makes the  
installation different for each PPE 650 instance. For example,  
the installation materials 3470 may customize the installation  
by:

- uniquely embedding important data into the installed software,
- uniquely encrypting the installed software,
- uniquely making random changes to the installed software,
- uniquely mating the installed software with a particular electronic appliance 600,
- providing a unique static and/or dynamic layout or other structure.

10

#### **Randomly Embedded Cryptographic Keys**

Installation routine 3470 may, for example, modify the operational materials 3472 to customize embedded locations where critical data such as cryptographic keys are stored. These keys may be embedded into the text of the operational materials 3472 at locations that vary with each installation. In this example, the registry 3476 may choose, on a random or pseudo-random basis, at least some of the operational material 3472 locations in which a particular installation routine 3470 may embed cryptographic keys or other critical data (see Figure 69B, block 3470(5)).

15  
20

The installation process for the operational software may involve decrypting its distribution (which may be the same for all

end users) and modifying it to encode the specific locations where its critical data (e.g., cryptographic keys) are stored. These keys may be embedded within the text of the program at locations that vary with every installation. The distribution of unique  
5 information into the operational software 3472 can be based on a secret key known to the registry 3476. This key may be communicated by the registry 3476 during the registration dialog using a secure key exchange. The key is shared between the registry 3476 and the PPE 650 instance, and can serve both to  
10 organize the installed PPE software, and as the basis of subsequent integrity checks.

As shown in Figure 69D, the operational materials 3472 may include embedded locations 3480(a), 3480(b), 3480(c),  
15 3480(d), 3480(e), ... reserved for storing (embedding) critical information such as cryptographic keys. Each of these locations 3480 may initially store a random number string. In one example, the registry 3476 or installation routine 3470 performs a random operation 3482 to randomly select which subset of  
20 these locations 3480 is to be used by a particular instance for storing critical data. This selection list 3484 is applied as an input to an operation materials preparation step 3474a (part of the deliverable preparation operation 3474 shown in Figure 69A). The operation materials preparation step 3474a also

accepts, as an input, cryptographic keys from a secure key store 3486. In this example, the operation materials preparation step 3474a embeds the cryptographic keys provided by key store 3486 into the selected locations 3484 of operation materials 3472.

5

In accordance with one example, the random operation 3482 selects a subset that is much less than all of the possible locations 3480 - and the locations 3480 not used for storing cryptographic keys store random data instead. An attacker attempting to analyze installed operational materials 3472 won't be able to tell the difference between real cryptographic keys and random number strings inserted into a place where cryptographic keys might be stored.

10

In this example, the random location selection 3484 (which is unique for each installation) may itself be encrypted by block 3488 based on an installation-unique key provided by key generation block 3490 for example. The encryption key may be securely maintained at registry 3476 so that the registry may later notify the installation materials 3470 of this key - allowing the installation materials to decrypt the resulting encrypted key location block 3492 and recover listing 3484 of the subset of locations 3480 used for embedding cryptographic keys.

20

**Embedded Customized Random Changes**

Referring once again to Figure 69B, the installed operational materials 3472 may be further customized for each instance by making random changes to reserved, unused portions of the operational materials (Figure 69B, block 3470(6)). An example of this is shown in Figure 69E. In this example, the operational materials 3472 include unused, embedded random data or code portions 3494. Another technique with similar effect is shown in Figure 69F. In this example, false code sections 3496 are included within reserved areas of the operational materials 3472. These false code sections 3496 add complexity, and may also be used as a electronic "fingerprint" to help trace copies. Because the false code sections 3496 are executable program code that are never executed (or if executed perform no actual functions other than confounding analysis by, for example, creating, modifying and/or destroying data that has no impact on the operation of PPE 650 but may appear to have such an impact), they can be used to confound analysis because they may be difficult for an attacker to distinguish from true code sections. In addition other false code may have the effect of disabling the execution of PPE 650 if executed. Correspondence Between Installed Software and Appliance "Signature". Another technique that may be used during the installation routine 3470 is to customize the operational materials 3472 by embedding a

"machine signature" into the operational materials to establish a correspondence between the installed software on a particular electronic appliance 600 (Figure 69C, block 3470(7)). This technique prevents a software-based PPE 650 from being transferred from one electronic appliance 600 to another (except through the use of the appropriate secure, verified backup mechanism).

For electronic appliances 600 where it is feasible to do so, the installation procedure 3470 may determine unique information about the electronic appliance 600 (e.g., a "signature" SIG in the sense of a unique value - not necessarily a "digital signature" in the cryptographic sense). Installation routine 3470 embeds the electronic appliance "signature" SIG in the installed operational materials 3472. Upon initialization, the operational materials 3472 validate the embedded signature value against the actual electronic appliance 600 signature SIG, and may refuse to start if the comparison fails.

Depending on the configuration of electronic appliance 600, the machine signature may consist, for example, of some combination of

- a hash of the ROM BIOS 658' (see Figure 69G),
- a hash of a disk defect map 3497a,
- the Ethernet (or other) network adapter 666 address,

- information written into an unused disk sector,
- information stored in a non-volatile CMOS RAM (such as used for hardware configuration data),
- 5       • information stored in non-volatile ("flash") memory (such as used for system or peripheral component "BIOS" programs) and/or
- hidden unique information placed into the root directory 3497b of the fixed disk drive 668.

10               Figure 69G shows an example of some of these appliance-specific signatures.

15               In this example, machine signature information need not be particularly large. Security is provided by hiding the machine signature rather than on any other cryptographic strength, because there is no more secure mechanism for key storage to protect it. Thus, it is satisfactory for the signature to be just large enough (e.g., two bytes) that it is unlikely to be duplicated by chance.

20               For some electronic appliances 600 where it can be determined that the technique is safe, an otherwise unused section of the non-volatile CMOS RAM 656a may be used to store a signature 3497d. Signature 3497d is verified against the PPE



650's internal state whenever the PPE is initialized. Signature 3497d may also be updated whenever a significant change is made to the secure database 610. If the CMOS RAM signature 3497d does not match the database value, PPE 650 may take this mismatch as an indication that a previous instance of the secure database 610 and/or PPE 650 software has been restored, and appropriate action can be taken. This mechanism thus ensures that even a bit-for-bit copy of the system's fixed disk 668 or other storage medium cannot be saved and reloaded to restore an earlier PPE 650 state. This particular technique depends upon there being an unused location available within CMOS RAM 656a, and may also require the CMOS RAM checksum algorithm to be known. An incorrect implementation could cause a subsequent reboot of electronic appliance 600 to fail because of a bad CMOS checksum, or worse, could alter some critical configuration parameter within CMOS RAM 656a so that electronic appliance 600 could not be recovered. Thus, care must be taken before modifying the contents of CMOS RAM 656a.

20           A still alternate technique may involve marking otherwise "good" disk sectors 3497c defective and using the sector(s) to store machine signatures and/or encryption keys. This technique ensures that a logical bit-for-bit copy of the media does not result in a usable PPE 650 instance, and also provides relatively

inaccessible and non-volatile storage for the information.

Because a relatively large amount of storage space can be reserved using this technique, there is enough storage for a cryptographically strong value.

5

Some of the "machine signature" techniques discussed above may be problematic in some electronic appliances 600 because it may be difficult to locate appropriate appliance-unique information. For example, although in a personal computer a ROM BIOS 658' is always available, the ROM BIOS information by itself may be insufficient because it is likely to be identical for a batch of electronic appliances 600 purchased together. Identifying a network adapter 666 and determining its address is potentially difficult due to the wide variety of adapters; additionally, an electronic appliance's network address may change (although this occurrence may be infrequent). Inserting random signature values into unused bytes within the fixed disk root directory 3497b and/or partition records may trigger some virus-checking programs, and the data may be modified by defragmentation or other disk manipulation programs. Where supported, a truly unused disk sector 3497c (e.g., one that is marked "bad" even though it may still viably store information) may be used to store the machine signature. Even so, normal maintenance, upgrades or other failure recovery

10

15

20

procedures may disrupt a particular machine association. Since the VDE administrator 200h participates in restoring a PPE 650 based on an encrypted backup image (as described above for example in connection with Figures 39-40), the VDE  
5 administrator may establish new associations at this point to maintain correspondence between a particular PPE 650 installation and a particular electronic appliance 600.

#### **Tie Installation To Payment Method**

10 A still additional example technique for providing additional security is to tie a particular PPE 650 installation at registration time to a particular payment method (see Figure 69C, block 3470(8)). The registration process at installation time may thus serve to tie the PPE 650 installation to some payment  
15 method associated with the user, and to store the payment association information both within the PPE 650 instance and at the registry 3476. This technique assures that the actions of a particular PPE 650 instance are accountable to the assigned user with at least the reliability of whatever payment/credit  
20 verification technique is employed.

#### **Install Operational Materials In Encrypted Form**

Operational materials 3472 may first be customized as described above for the particular instance and/or appliance 600,

then (at least mostly) encrypted for installation into the appliance such as by storage onto disk 668 (see Figure 69C, block 3470(9)). Different installations may use different sets of decryption keys to decrypt the information once installed.

5 Different parts of operational materials 3472 may be encrypted with different cryptographic keys to further complicate the analysis. This encryption makes analysis of the on disk form of the operational materials 3472 more difficult or infeasible.

10 The beginning of the resulting stored executable file may contain a small decryption program ("decryptor") that decrypts the remainder of the operational materials 3472 as they are loaded into memory. Confounding algorithms (as described below) may be used in this decryptor to make static recovery of  
15 the cryptographic keys difficult. Although the decryptor is necessarily in unencrypted form in an all-software installation without hardware support, the use of confounding algorithms to develop the associated cryptographic keys effectively requires a memory image to be captured after the program has been  
20 decrypted. Where supported (as described above), an unused and inaccessible disk sector 3497c may be used to store the decryption keys, and the operational materials 3472 may possess only the address for that particular sector. Embedding this address further complicates analysis.

### Customized Layout

The installation materials 3470 may store the encrypted operational materials 3472 onto the fixed disk 668 using a customized storage layout (Figure 69C, block 3470(10)). Figure 5 69F, 69H, 69I and 69J shows example customized software and data layouts. In these examples, each installed instance of operational materials 3472 is different in both executable form and in data layout. These modifications make each PPE 650 10 instance require separate analysis in order to determine the storage locations of its critical data such as cryptographic keys. This technique is an effective counter to creation of programs that can undo the protections of an arbitrary PPE 650 instance.

15 Instruction sequences within the operational materials 3472 may be modified by the installation routine to change the execution flow of the executable operational materials 3472 and to alter the locations at which the software expects to locate critical data. The alterations in program flow may include 20 customization of time-consuming confounding algorithms. The locations of the modifiable instruction sequences may be embedded within operational materials 3470, and may therefore be not directly available from an examination of the installation and/or operational materials.

Figure 69H shows one example operational materials 3472 executable code segment provided distinct processes 3498a, 3498b, 3498c, 3498d, 3498e. In this particular example, segment 3498a is executed first and segment 3498e is executed last, but  
5 the processes 3498b, 3498c and 3498d may be performed in any order (i.e., they are sequence independent processes). The installation materials 3470 may take advantage of this sequence independence by storing and/or executing them in different and/or depending upon the particular PPE instance 650. Figure  
10 69I, for example, shows a first static layout order, and Figure 69J shows a second, different static layout order. Data elements associated with the executables may similarly be stored in different orders (as shown in Figures 69I, 69J) depending upon the particular installation.

15

#### **Dynamic Protection Mechanisms**

In addition to the more static protection mechanisms described above, dynamic protection mechanisms may be employed to complicate both static and dynamic analysis of the  
20 executable (executing) operational materials 3472. Such techniques include, for example:

- implementation complexity,
- immediate overwriting,
- hardware dependent sequences,

- timing dependencies,
- confounding algorithms,
- random modifications,
- dynamic load module decryption,
- 5 • on-line integrity checks,
- time integrity checks,
- machine association integrity checks,
- dynamic storage integrity checks, and
- hidden secret storage
- 10 • volatile secret storage
- internal consistency checks.

15 Figures 69K-69L show an example execution of operational materials 3472 that may employ some or all of these various dynamic protection mechanisms.

Upon starting execution (Figure 69K, block 3550), the installed operational materials 3472 may run initialization code as described above that is used to decrypt the stored encrypted operational materials on an "as needed" basis (Figure 69K, block 20 3552). This initialization code may also check the current value of the real-time clock (Figure 69K, block 3554).

**Real Time Check/Validation**

Operational materials 3472 may perform this time check, for example, to guard against replay attacks and to ensure that the electronic appliance 600's time is in reasonable agreement  
5 with that of the VDE administrator 200h or other trusted node.

Figure 69M shows an example sequence of steps that may be performed by the "check time" block 3554. In this example, PPE 650 uses secure communications (e.g. a cryptographic protocol) to obtain the current real time from a trusted server  
10 (Figure 69M, block 3554a). PPE 650 may next ask the user if he or she wishes to reset the electronic appliance real-time clock 528 (which may, for example, be the real-time clock module within a personal computer or the like) so it is synchronized with the trusted server's time clock.

15

If the user responds affirmatively, PPE 650 may reset the time clock to agree with the real-time provided by the trusted server ("yes" exit to decision block 3554b, Figure 69M, block 3554c). If the user responds that he or she does not want the  
20 real-time clock reset ("no" exit to decision block 3554b), then PPE 650 may calculate a delta value of the difference between the server's real-time clock and the electronic appliance's real-time clock 528 (Figure 69M, block 3554d). In either case, PPE 650 may store the current time  $T_{\text{current}}$  into a non-volatile storage



location Tstore indicating the current real-time (Figure 69M, block 3554e).

5 Referring again to Figure 69K, PPE 650 can disable itself if there is too much (or the wrong type) of a difference between the trusted server's time and the electronic appliance's clock - since such differences can indicate replay attacks, the possibility that the PPE 650 has been restored based on a previous state, etc. For example, if desired, PPE 650 can generate a time check  
10 fail exception if the electronic appliance's real-time clock 528 disagrees with the trusted server's real-time by more than a certain amount of acceptable drift (Figure 69K, "yes" exit to decision block 3556). In the event of such an exception, PPE 650 may disable itself (Figure 69K, block 3558) and require a dialog  
15 between the user and registry 3476 (or other authority) - providing additional protection against replay attacks and also detecting clock failures that could lead to incorrect operation or incorrect charges.

## 20 **Dynamic Code Decryption and Data OverWriting**

Operational materials 3472 may then decrypt the next program segment dynamically (Figure 69K, block 3460. The code may be decrypted dynamically when it is needed, then re-encrypted or overwritten and discarded when not in use.

This mechanism increases the tamper-resistance of the executable code - thus providing additional tamper resistance for PPE operations. As mentioned above, different decryption keys may be required to decode different code portions, and the  
5 decryption keys can be installation-specific so that an attacker who successfully compromises the decryption key of one instance cannot use that information to compromise any other instance's decryption key(s).

10           Once a portion of the operational materials 3472 has been decrypted (Figure 69K, block 3560), that portion may immediately overwrite all initialization code in memory since it is no longer required (Figure 69K, block 3562). The executing operational materials 3472 may similarly overwrite all  
15 unwrapped cryptographic keys once they are no longer needed, and may also overwrite expanded key information developed by initializing the cryptographic algorithms once no longer needed. These techniques minimize the amount of time during which usable key information is available for exposure in a memory  
20 snapshot -- complicating all but the most dynamic of analysis efforts. Because all keys in permanent storage are either encrypted or otherwise camouflaged, no such treatment is required for I/O buffers.

**Dynamic Check of Association Between Appliance and PPE****Instance**

The executing operational materials 3472 may next compare an embedded electronic appliance signature SIG' against the electronic appliance signature SIG stored in the electronic appliance itself (Figure 69K, decision block 3564). As discussed above, this technique may be used to help prevent operational materials 3472 from operating on any electronic appliance 600 other than the one it was initially installed on. PPE 650 may disable operation if this machine signature check fails ("no" exit to decision block 3564, Figure 69K; disable block 3566).

**Self-Modifying and/or Hardware-Dependent Code Sequences**

Executing operational materials 3472 may also employ self-modifying code sequences that cannot easily be emulated with a software debugger or single-stepping program (Figure 69K, block 3568). These sequences may, for example, be dependent on specific models of electronic appliances 600, and may be patched into the operational materials 3472 as appropriate to installation materials 3470 based on tests performed during the installation process. Such hardware-dependent sequences may be used to ensure that critical algorithms yield different results when executed on the

proper hardware as opposed to when executed on different hardware or under software control such as in a debugger or emulator. To prevent such hardware-dependent sequences from being readily recognizable from a static examination of the code, the sequences may be constructed at run time and then invoked -  
5 so that they can be identified only by analysis of the instruction sequences actually executed.

#### **Dynamic Timing Checks**

10 Executing operational materials 3472 may also make dynamic timing checks on various code sequences, and refuse to operate if they do not execute within the expected interval (Figure 69K, block 3570, decision block 3572, "disable" block 3574). . An incorrect execution time suggests that the  
15 operational materials 3472 are being externally manipulated and/or analyzed or traced in some manner (e.g., by a software emulator). This technique thus provides additional protection against dynamic analysis and/or modification

20 The expected execution intervals associated with certain code sequences may be calculated during the installation procedure. Resulting test values may be embedded into the operational materials 3472. These timing tests may be integrated with time integrity tests and dynamic integrity checks

to make it more difficult to bypass them simply by patching out the timing check. Care should be taken to eliminate false alarms due to concurrent system activity (e.g., other tasks and/or windows)..

5

Figure 69N shows one example of a dynamic time check routine 3570. In this example, a test may be performed to determine whether it is time to perform another time check (decision block 3570a). For example, this test 3570a may be performed periodically and/or at the end of a time-dependent sequence as described above. If performed periodically, a counter V value may be incremented or reset to zero - readying this counter for the next performance of test 3470A (see Figure 69N, block 3570b, 3570c, 3570d).

10  
15

If it is time to perform a check, PPE 650 compares the stored time value  $T_{store}$  with the current time value  $T_{current}$ , and determines whether the two values are within an acceptable range (Figure 69N, decision block 3570E). If the two values agree within an acceptable range (this range may be determined, for example, in part by the time-dependent testing described above), then PPE 650 may replace the stored time value  $T_{store}$  with the current  $T_{current}$  in preparation for the next test (Figure 69N, block 3570F). If, on the other hand, the two values

are not within an acceptable range (the "not within range" exit to decision block 3570E, Figure 69N), PPE 650 may disable operation (block 3570G) and initiate a conversation with a trusted time base or other verification facility to perform further authenticity checking (Figure 69N, block 3570H).

As Figure 69L shows, further time checks may be performed periodically and/or repeatedly based on other events (see block 3582, decision block 3584, disable block 3586).

#### 10 **Confounding Algorithms**

The executing operational materials 3472 may also perform various confounding algorithms - computationally intensive algorithms that perform a complex operation in order to generate values required at run time (Figure 69L, block 3576).

15 The purpose of such confounding algorithms is to make infrequently invoked steps (e.g., initialization or other steps not performed very frequently) inscrutable to an attacker who is disassembling or tracing them. Confounding algorithms may also be used for the time-dependent checking described above.

20 One example of such a "confounding algorithm" is a modified version of the MD5 message digest function (applied repeatedly to the same input value), which tests internally generated results of the round functions and terminates when a specific value is encountered. For example, one may make

random modifications to the confounding algorithm (for example, by adjusting the "magic constants" in MD5) until it terminates quickly enough to be useful with the desired value in some register. This adjustment may be performed beforehand to yield  
5 a prior knowledge of modifications that can then be installed differently and to each PPE 650 instance.

As one specific example, a family of 256 customized confounding algorithms could be created, each defined by a  
10 single modification of the MD5 "magic constants" (or even the input data to MD5) so that the algorithm terminates with any of 256 possible values in some register. Critical values can then be generated at run time by installing appropriate versions of the algorithm into the operational materials 3472 and assembling  
15 the values a byte at a time. Confounding algorithms may be performed in a time-dependent value as described above; their execution times may be logged and checked by PPE 650, and the PPE 650 may disable operation if the confounding algorithms run too rapidly or slowly.

20

Such confounding algorithms are generally infeasible to simulate by hand because they may require tens or hundreds of millions of instructions to complete. They are expensive to analyze at run time because single-stepping through the code is

time consuming (though not prohibitive, particularly if break points are set at all the possible termination tests rather than for every instruction). Although such confounding algorithms are expensive in computation time, then need not be invoked frequently - preserving efficiency.

#### **Random Modifications to Environment State**

The executing operational materials 3472 may randomly modify the PPE 650 environment state during normal operation to reflect both actual PPE 650 operations being performed and to include random modifications of data not significant to the operating PPE 650 (Figure 69L, block 3578). Such techniques help ensure that snapshots of the secure database 610 and operational materials 3472 cannot readily be compared to identify significant values and objects.

Such modifications may be based, for example, on actual random values derived from unpredictable hardware events such as disk I/O completion timing and keyboard timing. Such techniques make it infeasible to experiment with "minor" changes to the PPE 650 state even if the attacker can successfully bypass integrity checks that prevent duplicates from being made.



### **Load Module Dynamic Decryption & Re-Encryption**

The executing operational materials 3472 may decrypt load module 1100 code dynamically as needed, and re-encrypt it or otherwise render it inscrutable when not in use (Figure 69L, block 3580). In accordance with this technique, load module executable code and/or data is decrypted dynamically when it is needed, then re-encrypted or destroyed when not in use. In addition, the location of executing load modules 1100 may be varied randomly to foil attempts to set break points within the load module. Different algorithms and a changing key may be used to further confound dynamic analysis.

### **Hidden Secret Storage**

The source database 610 and/or parts or all of operational materials 3472 may be protected by cryptography employing keys and/or authentication values hidden in normally inaccessible locations in the appliance 600. If the key or authentication value is not available, the decryption cannot be performed, rendering PPE 650 unusable. Examples of such locations include, but are not limited to:

- Disk storage artificially marked as damaged (for the purpose of storing secrets);
- Disk storage normally reserved as alternates for sectors that may be marked as damaged;

- Disk storage normally reserved for non-general purpose use, such as sectors reserved by the manufacturer for firmware storage, for storage of statistics, or for test purposes, etc.;
- 5 • Non-volatile, writable, storage in the appliance or its components, such as that used for configuration data, device and controlled firmware, standard BIOS software, etc;
- 10 • Unused storage in files maintained by an operating system, such as the bytes between the logical end of a file and the end of its last physical sector, etc.;
- Unused storage in file system control structures, such as the bytes available to store as-yet-undefined attributes, unused storage in file allocation maps and other  
15 structures, unused storage in redundant (duplicate) file maps and directories, unused or unneeded bytes in boot records, etc.;

20 Storing secrets (e.g., cryptographic keys and authentication values) in these locations serves two purposes: it makes them difficult to locate by analysis of the PPE 650, and it makes them difficult to copy between one instance of the PPE and another (or to replace the PPE's contents with an earlier version of the same).

**Volatile Secret Storage**

The secure database 610 and/or parts or all of operational materials 3472 may be protected by cryptography employing keys and/or authentication values ("cryptovariables") that are maintained only in volatile storage during normal operation. For example, during an initialization sequence, cryptovariables can be read from permanent storage (e.g., disk), overwritten, and held only in volatile memory during system operation. During the shutdown sequence, the cryptovariables can be rewritten to permanent storage.

This provides resistance to tampering because the initialization sequence for an appliance, particularly a general-purpose computer, is typically more difficult to tamper with than is the computer during normal operation. This technique prevents the computer from itself being used to analyze the contents of permanent storage media; only by removing the media and analyzing it independently can the cryptovariables be located and extracted. This technique has the drawback of requiring the appliance's operation always to be terminated normally so that the termination sequence is guaranteed to update the permanent storage. This drawback can be ameliorated by maintaining frequent backups of the secure database 610 and/or the protected crypto-variables that can be

restored with administration by VDE administrator 200h if a disorderly termination occurs.

### **Dynamic Integrity Checks**

5           In this example, operational materials 3472 may also perform a variety of dynamic integrity checks that tie an executing PPE 650 to a particular electronic appliance 600 and to guard against various forms of replay or substitution attacks. One example of a replay attack, for example, is an attack in  
10       which a user restores the PPE 650 state from an earlier backup - wiping out all recent billing records. PPE 650 includes a backup mechanism (as discussed above in connection with Figures 39 and 40) that supports restoration of previous states after system failure. Executing operational materials 3472 in this example  
15       provides certain dynamic protection mechanisms (integrity checks) that prevent such backup and restoration processes from being misused to allow such replay attacks. Such checks may identify incomplete or erroneous attempts to subvert tamper resistant barrier 672. Great care must be taken to ensure that  
20       these checks do not trigger as a result of execution or implementation error, as there is potential for significant disruption.

For example, during PPE 650 operation, the internal state of the PPE is constantly being updated. During each interaction with a trusted server, PPE 650 (and the trusted server) may test the internal state of PPE 650 to determine whether it could be  
5 derived from the internal state last seen by the trusted server for this particular PPE 650 instance. If it could not, the result may be taken as indicating a replay attack of some sort, and an appropriate action can be taken (see Figure 69L, block 3592, 3594, 3596).

10

For example, such a check could be implemented using a counter stored in PPE 650 and updated every time an operation is performed. If the trusted server finds the counter to be smaller than at the previous server interaction, this finding is  
15 strong evidence that a previous state of the PPE 650 environment has been restored. In practice, the check might be implemented with an obscure technique to prevent easy manipulation of the counter value. For example, the counter could be repeated hashing (e.g., with MD5) of a value that is  
20 stored redundantly in several different locations within the operational materials 3472 and secure database 610 - so that the trusted server could verify that the current value can be derived (e.g., by repeated MD5 applications) from a previous value. Such checks may limit the severity of loss resulting from off-line

manipulation of PPE 650. Because the trusted server verifies the consistency of PPE 650 at each interaction, the only loss that may occur as a result of wholesale reloading of an earlier PPE 650 state is that of content that has already been delivered by  
5 has not yet been charged for.

One example of a dynamic integrity check that executing operational materials 3472 may perform (Figure 69L, block 3588) might, for example, be the periodic verification of the integrity of  
10 the operational materials code in memory by a checksum invoked by a timer. If the timer does not tick regularly, the PPE 650 may detect it and cease to operate (see Figure 69N). This verification may counter attacks that might, for example, attempt to trick  
15 PPE 650 access methods into releasing content that has been decrypted but not electronically fingerprinted. Executing operational materials 3472 may also include numerous internal consistency checks to prevent substitution (replay) of stale  
database 610 records, introduction of invalid load modules 1100, external modification of the secure database 610, and so on.  
20 Such checks may be made sufficiently complex and interwoven as to make modifications likely to be detected.

When an inconsistency is detected ("yes" exit to decision block 3590, Figure 69L), PPE 650 can take appropriate action

such as locking itself up from further use until reconstructed under the trusted server's control (Figure 69L, disable block 3591). For example, PPE 650 could encrypt its secure database 610 with a new, random key, then encrypt that with the server's public key. Only the server could then arrange to reconstruct the user's instance of PPE 650.

### Defense In Depth

Finally, although not a "camouflage" technique per se, the complexity of operational materials 3472 may make it difficult to understand them from the outside in. As discussed above, PPE 650 may make extensive use of RPC and coordinated work in different threads of execution. Because much of the RPC traffic may be encrypted, it will be difficult to unravel even if operational materials 3472 are heavily instrumented by the attacker. Although the cryptographic keys are, in principal, readily available in memory (e.g., because after all, the PPE 650 must be able to get them), there may be many keys and it will be difficult to identify the right one rapidly. In addition, a primary benefit to be sought by subverting protection of software-based PPE 650 installations is the ability to acquire content without paying for it - in other words, the ability to "create money". The integrity checks discussed above mean that any error in manipulating the budget and usage information data is likely to

be detected quickly. Even if the checks occur off-line without notification to any trusted server, it will make the user's PPE 650 instance effectively useless - requiring its destruction and recreation.

5

**Networking SPUs 500 and/or VDE Electronic Appliances 600**

In the context of many computers interconnected by a local or wide area network, it would be possible for one or a few of them to be VDE electronic appliances 600. For example, a VDE-capable server might include one or more SPUs 500. This centralized VDE server could provide all VDE services required within the network or it can share VDE service with VDE server nodes; that is, it can perform a few, some, or most VDE service activities. For example, a user's non-VDE computer could issue a request over the network for VDE-protected content. In response to the request, the VDE server could comply by accessing the appropriate VDE object 300, releasing the requested content and delivering the content over the network 672 to the requesting user. Such an arrangement would allow VDE capabilities to be easily integrated into existing networks without requiring modification or replacement of the various computers and other devices connected to the networks.

10

15

20



For example, a VDE server having one or more protected processing environments 650 could communicate over a network with workstations that do not have a protected processing environment. The VDE server could perform all secure VDE processing, and release resulting content and other information to the workstations on the network. This arrangement would require no hardware or software modification to the workstations.

However, some applications may require greater security, flexibility and/or performance that may be obtained by providing multiple VDE electronic appliances 600 connected to the same network 672. Because commonly-used local area networks constitute an insecure channel that may be subject to tampering and/or eavesdropping, it is desirable in most secure applications to protect the information communicated across the network. It would be possible to use conventional network security techniques to protect VDE-released content or other VDE information communicated across a network 672 between a VDE electronic appliance 600 and a non-VDE electronic appliance. However, advantages are obtained by providing multiple networked VDE electronic appliances 600 within the same system.

As discussed above in connection with Figure 8, multiple VDE electronic appliances 600 may communicate with one another over a network 672 or other communications path. Such networking of VDE electronic appliances 600 can provide advantages. Advantages include, for example, the possibility of centralizing VDE resources, storing and/or archiving metering information on a server VDE and delivering information and services efficiently across the network 672 to multiple electronic appliances 600.

10

For example, in a local area network topology, a "VDE server" electronic appliance 600 could store VDE-protected information and make it available to one or more additional electronic appliances 600 or computers that may communicate with the server over network 672. As one example, an object repository 728 storing VDE objects could be maintained at the centralized server, and each of many networked electronic appliance 600 users could access the centralized object repository over the network 672 as needed. When a user needs to access a particular VDE object 300, her electronic appliance 600 could issue a request over network 672 to obtain a copy of the object. The "VDE server" could deliver all or a portion of the requested object 300 in response to the request. Providing such a centralized object repository 728 would have the advantage of

15

20

minimizing mass storage requirements local to each electronic  
appliance 600 connected to the network 672, eliminate  
redundant copies of the same information, ease information  
management burdens, provide additional physical and/or other  
5 security for particularly important VDE processes and/or  
information occurring at the server, where providing such  
security at VDE nodes may be commercially impractical for  
certain business models, etc.

10 It may also be desirable to centralize secure database 610  
in a local area network topology. For example, in the context of a  
local area network, a secure database 610 server could be  
provided at a centralized location. Each of several electronic  
appliances 600 connected to a local area network 672 could issue  
15 requests for secure database 610 records over the network, and  
receive those records via the network. The records could be  
provided over the network in encrypted form. "Keys" needed to  
decrypt the records could be shared by transmitting them across  
the network in secure communication exchanges. Centralizing  
20 secure database 610 in a network 672 has potential advantages  
of minimizing or eliminating secondary storage and/or other  
memory requirements for each of the networked electronic  
appliances 600, avoiding redundant information storage,

allowing centralized backup services to be provided, easing information management burdens, etc.

One way to inexpensively and conveniently deploy multiple instances of VDE electronic appliances 600 across a network would be to provide network workstations with software defining an HPE 655. This arrangement requires no hardware modification of the workstations; an HPE 655 can be defined using software only. An SPE(s) 503 and/or HPE(s) 655 could also be provided within a VDE server. This arrangement has the advantage of allowing distributed VDE network processing without requiring workstations to be customized or modified (except for loading a new program(s) into them). VDE functions requiring high levels of security may be restricted to an SPU-based VDE server. "Secure" HPE-based workstations could perform VDE functions requiring less security, and could also coordinate their activities with the VDE server.

Thus, it may be advantageous to provide multiple VDE electronic appliances 600 within the same network. It may also be advantageous to provide multiple VDE electronic appliances 600 within the same workstation or other electronic appliance 600. For example, an electronic appliance 600 may include

multiple electronic appliances 600 each of which have a SPU 500 and are capable of performing VDE functions.

5 For example, one or more VDE electronic appliances 600 can be used as input/output device(s) of a computer system. This may eliminate the need to decrypt information in one device and then move it in unencrypted form across some bus or other unsecured channel to another device such as a peripheral. If the peripheral device itself is a VDE electronic appliance 600 having  
10 a SPU 500, VDE-protected information may be securely sent to the peripheral across the insecure channel for processing (e.g., decryption) at the peripheral device. Giving the peripheral device the capability of handling VDE-protected information directly also increases flexibility. For example, the VDE  
15 electronic appliance 600 peripheral device may control VDE object 300 usage. It may, for example, meter the usage or other parameters associated with the information it processes, and it may gather audit trails and other information specific to the processing it performs in order to provide greater information  
20 gathering about VDE object usage. Providing multiple cooperating VDE electronic appliances 600 may also increase performance by eliminating the need to move encrypted information to a VDE electronic appliance 600 and then move it again in unencrypted form to a non-VDE device. The VDE-

protected information can be moved directly to its destination device which, if VDE-capable, may directly process it without requiring involvement by some other VDE electronic appliance 600.

5

Figure 70 shows an example of an arrangement 2630 comprising multiple VDE electronic appliances 600(1), 600(2), 600(3), . . . , 600(N). VDE electronic appliances 600(1) . . . 600(N) may communicate with one another over a communications path 2631 (e.g., the system bus of a work station, a telephone or other wire, a cable, a backplane, a network 672, or any other communications mechanism). Each of the electronic appliances 600 shown in the figure may have the same general architecture shown in Figure 8, i.e., they may each include a CPU (or microcontroller) 654, SPU 500, RAM 656, ROM 658, and system bus 653. Each of the electronic appliances 600 shown in the figure may have an interface/controller 2632 (which may be considered to be a particular kind of I/O controller 660 and/or communications controller 666 shown in Figure 8). This interface/controller 2632 provides an interface between the electronic appliance system bus 653 and an appropriate electrical connector 2634. Electrical connectors 2634 of each of the respective electronic appliances 600(1), . . . 600(N) provide a

10

15

20

connection to a common network 672 or other communication paths.

5           Although each of electronic appliances 600 shown in the figure may have a generally similar architecture, they may perform different specialized tasks. For example, electronic appliance 600(1) might comprise a central processing section of a workstation responsible for managing the overall operation of the workstation and providing computation resources. Electronic  
10           appliance 600(2) might be a mass storage device 620 for the same workstation, and could provide a storage mechanism 2636 that might, for example, read information from and write information to a secondary storage device 652. Electronic appliance 600(3)  
15           might be a display device 614 responsible for performing display tasks, and could provide a displaying mechanism 2638 such as a graphics controller and associated video or other display. Electronic appliance 600(N) might be a printer 622 that performs printing related tasks and could include, for example, a print  
20           mechanism 2640.

Each of electronic appliances 600(1), . . . 600(N) could comprise a different module of the same workstation device all contained within a common housing, or the different electronic appliances could be located within different system components.

For example, electronic appliance 600(2) could be disposed within a disk controller unit, electronic appliance 600(3) could be disposed within a display device 614 housing, and the electronic appliance 600(N) could be disposed within the housing of a printer 622. Referring back to Figure 7, scanner 626, modem 618, telecommunication means 624, keyboard 612 and/or voice recognition box 613 could each comprise a VDE electronic appliance 600 having its own SPU 500. Additional examples include RF or otherwise wireless interface controller, a serial interface controller, LAN controllers, MPEG (video) controllers, etc.

Because electronic appliances 600(1) . . . 600(N) are each VDE-capable, they each have the ability to perform encryption and/or decryption of VDE-protected information. This means that information communicated across network 672 or other communications path 2631 connecting the electronic appliances can be VDE-protected (e.g., it may be packaged in the form of VDE administrative and/or content objects and encrypted as discussed above). One of the consequences of this arrangement is that an eavesdropper who taps into communications path 2631 will not be able obtain information except in VDE-protected form. For example, information generated by electronic appliance 600 (1) to be printed could be packaged in a VDE



content object 300 and transmitted over path 2631 to electronic appliance 600 (N) for printing. An attacker would gain little benefit from intercepting this information since it is transmitted in protected form; she would have to compromise electronic appliance 600(1) or 600(N) (or the SPU 500(1), 500(N)) in order to access this information in unprotected form.

Another advantage provided by the arrangement shown in the diagram is that each of electronic appliances 600(1), . . . 600(N) may perform their own metering, control and/or other VDE-related functions. For example, electronic appliance 600(N) may meter and/or perform any other VDE control functions related to the information to be printed, electronic appliance 600(3) may meter and/or perform any other VDE control functions related to the information to be displayed, electronic appliance 600(2) may meter and/or perform any other VDE control functions related to the information to be stored and/or retrieved from mass storage 620, and electronic appliance 600(1) may meter and/or perform any other VDE control functions related to the information it processes.

In one specific arrangement, each of electronic appliances 600(1), . . . 600(N) would receive a command that indicates that the information received by or sent to the electronic appliance is

to use its SPU 500 to process the information to follow. For example, electronic appliance 600(N) might receive a command that indicates that information it is about to receive for printing is in VDE-protected form (or the information that is sent to it  
5 may itself indicate this). Upon receiving this command or other information, electronic appliance 600(N) may decrypt the received information using SPU 500, and might also meter the information the SPU provides to the print mechanism 2644 for printing. An additional command might be sent to electronic  
10 appliance 600(N) to disable the decryption process or 600(N)'s VDE secure subsystem may determine that the information should not be decrypted and/or printed. Additional commands, for example, may exist to load encryption/decryption keys, load "limits," establish "fingerprinting" requirements, and read  
15 metered usage. These additional commands may be sent in encrypted or unencrypted form as appropriate.

Suppose, for example, that electronic appliance 600(1) produces information it wishes to have printed by a VDE-capable  
20 printer 622. SPU 500(1) could establish a secure communications across path 2631 with SPU 500(N) to provide a command instructing SPU 500(N) to decrypt the next block of data and store it as a decryption key and a limit. SPU 500(1) might then send a further command to SPU 500(N) to use the

decryption key and associated limit to process any following encrypted print stream (or this command could be sent by CPU 654(1) to microcontroller 654(N)). Electronic appliance 600(1) could then begin sending encrypted information on path 672 for decryption and printing by printer 622. Upon receipt of each new block of information by printer 622, SPU 500(N) might first check to ensure that the limit is greater than zero. SPU 500(N) could then increment a usage meter value it maintains, and decrement the limit value. If the limit value is non-zero, SPU 500(N) could decrypt the information it has received and provide it to print mechanism 2640 for printing. If the limit is zero, then SPU 500(N) would not send the received information to the print mechanism 2640, nor would it decrypt it. Upon receipt of a command to stop, printer 622 could revert to a "non-secure" mode in which it would print everything received by it across path 2631 without permitting VDE processing.

The SPU 500(N) associated with printer 622 need not necessarily be disposed within the housing of the printer, but could instead be placed within an I/O controller 660 for example (see Figure 8). This would allow at least some of the advantages similar to the ones discussed above to be provided without requiring a special VDE-capable printer 622. Alternatively, a SPU 500(N) could be provided both within printer 622 and

within I/O controller 660 communicating with the printer to provide advantages in terms of coordinating I/O control and relieving processing burdens from the SPU 500 associated with the central processing electronic appliance 600(1). When

5 multiple VDE instances occur within an electronic appliance, one or more VDE secure subsystems may be "central" subsystems, that is "secondary" VDE instances may pass encrypted usage related information to one or more central secure subsystems so as to allow said central subsystem to directly control storage of

10 said usage related information. Certain control information may also be centrally stored by a central subsystem and all or a portion of such information may be securely provided to the secondary secure subsystem upon its secure VDE request.

Such printer protections as described above may be

15 particularly useful, for example, in the case of content providers that want to restrict or otherwise control (e.g., charge for) printing of their content. These controls can be easily enforced in the case of printers as described above having SPUs 500 (PPEs 650), but may be difficult to enforce in the case of

20 general-purpose printers that do not have an SPU (PPE). It may be relatively easy in such environments to use printer redirectors, print output to a file, or otherwise manipulate the system's printing functions. It therefore may be advantageous to

provide a strategy that protects printed outputs in such general purpose printing environments.

So-called "intelligent" printers are capable of executing "scripts" or other programs comprising executable instructions or commands. Such "script" languages can be used to provide a degree of tamper-resistance and security without the necessity of an SPU 500 (PPE 650).

For example, it is possible to create a decryption program 3900, in PostScript or another printer control language, that can be downloaded 3801 to an associated printer 3901, creating a program 3904 stored inside the memory of printer 3901. Because PostScript, as well as other similar printer control languages, is a general-purpose programming language, such a program could decrypt (3802) an encrypted data stream 3902 sent to such a printer 3901. This approach would allow a local PPE 650 to prepare (3800) files for printing inside the PPE by creating an encrypted

file 3902 to be printed and delivering it for processing by the decryption program inside the printer.

5           The decryption program 3900 could be downloaded (3801)  
as a printer  
initialization activity. Using features of the PostScript or other  
language, and/or other mechanisms in the printer, the decryption  
program  
3904 could be locked into the memory 3901m of printer 3901 so it  
10   could not be  
viewed and/or modified except with appropriate authorization.  
The  
downloaded decryption program 3904 could engage in an  
interactive secure  
15   protocol dialogue (3802) with PPE 650 to demonstrate that it has  
not been  
tampered with, as a precondition to creating and delivering the  
encrypted printable content 3902. The decryption program 3900  
could also  
20   be downloaded (3801) to printer 3901 prior to printing one or  
more encrypted  
content streams 3902. The decryption program 3904 could  
destroy itself

after printing one or more encrypted content streams 3902 to protect itself against viewing or tampering.

5           As shown in Figure 70B, the decryption program 3900 could alternatively or additionally provide a fingerprinting function--for example by selecting characters for printing from several related character fonts (3910a-3910z) in a pattern 3911 that is generated from a fingerprint key 3912 using standard  
10 cryptographic and/or steganographic techniques. Because each of the characters 3913aa, 3913ba, etc. representing the letter "A" in fonts 3910a-3910z is printed with a slightly different image, it is possible to identify the font from which each character was drawn by careful examination of the printed output, and thus to  
15 reconstruct the pattern 3911 and from that the fingerprint key 3912. There are similarly different patterns for other characters in fonts 3910a-3910z, shown as 3913ab-3913zb, etc., permitting a more efficient and/or tamper-resistant encoding of fingerprint information.

20           For printers that use non-executable control languages, such as PCL5, scrambled fonts can be used without requiring that a decryption program be downloaded or otherwise installed in the printer. As

shown in figure 70, it is possible download permuted font images  
3921 to such printers. Scrambled fonts 3921 are created by  
rearranging the character images in a normal font 3920. Such  
fonts allow PPE 650 to scramble the data before it is delivered  
5 for printing, so that it could not be easily interpreted except by  
being printed on a printer with appropriate scrambled fonts. As  
a simple substitution cipher, this could be inverted using  
automated techniques, but it provides good security against  
accidental disclosure. Plural scrambled fonts 3921, scrambled  
10 according to different patterns, could be resident simultaneously  
in the printer, and used for different sections of the printed  
content or different pages. Scrambled fonts 3921 could be  
downloaded and/or replaced dynamically in the printer  
differently for each page or other  
15 division in the output.

The technique of using multiple character images for  
fingerprinting shown in figure 70B is also applicable to printers  
incorporating non-executable control languages, by downloading  
20 multiple fonts 3910a-z incorporating different images for  
characters.



**Portable Electronic Appliance**

Electronic appliance 600 provided by the present invention may be portable. Figure 71 shows one example of a portable electronic appliance 2600. Portable appliance 2600 may include  
5 a portable housing 2602 that may be about the size of a credit card in one example. Housing 2602 may connect to the outside world through, for example, an electrical connector 2604 having one or more electrical contact pins (not shown). Connector 2604 may electrically connect an external bus interface 2606 internal  
10 to housing 2602 to a mating connector 2604a of a host system 2608. External bus interface 2606 may, for example, comprise a PCMCIA (or other standard) bus interface to allow portable appliance 2600 to interface with and communicate over a bus 2607 of host system 2608. Host 2608 may, for example, be  
15 almost any device imaginable, such as a computer, a pay telephone, another VDE electronic appliance 600, a television, an arcade video game, or a washing machine, to name a few examples.

20 Housing 2602 may be tamper resistant. (See discussion above relating to tamper resistance of SPU barrier 502.)

Portable appliance 2600 in the preferred embodiment includes one or more SPUs 500 that may be disposed within

housing 2602. SPU 500 may be connected to external bus interface 2606 by a bus 2610 internal to housing 2602. SPU 500 communicates with host 2608 (through external bus interface 2606) over this internal bus 2610.

5

SPU 500 may be powered by a battery 2612 or other portable power supply that is preferably disposed within housing 2602. Battery 2612 may be, for example, a miniature battery of the type found in watches or credit card sized calculators.

10 Battery 2612 may be supplemented (or replaced) by solar cells, rechargeable batteries, capacitive storage cells, etc.

A random access memory (RAM) 2614 is preferably provided within housing 2602. RAM 2614 may be connected to SPU 500 and not directly connected to bus 2610, so that the contents of RAM 2614 may be accessed only by the SPU and not by host 2608 (except through and as permitted by the SPU). Looking at Figure 9 for a moment, RAM 2614 may be part of RAM 534 within the SPU 500, although it need not necessarily be contained within the same integrated circuit or other package that houses the rest of the SPU.

20

Portable appliance 2600 RAM 534 may contain, for example, information which can be used to uniquely identify

each instance of the portable appliance. This information may be employed (e.g. as at least a portion of key or password information) in authentication, verification, decryption, and/or encryption processes.

5

Portable appliance 2600 may, in one embodiment, comprise means to perform substantially all of the functions of a VDE electronic appliance 600. Thus, for example, portable appliance 2600 may include the means for storing and using permissions, methods, keys, programs, and/or other information, and can be capable of operating as a "stand alone" VDE node.

10

In a further embodiment, portable appliance 2600 may perform preferred embodiment VDE functions once it has been coupled to an additional external electronic appliance 600. Certain information, such as database management permission(s), method(s), key(s), and/or other important information (such as at least a portion of other VDE programs: administrative, user-interface, analysis, etc.) may be stored (for example as records) at an external VDE electronic appliance 600 that may share information with portable appliance 2600.

15

20

One possible "stand alone" configuration for tamper-resistant, portable appliance 2600 arrangements

includes a tamper-resistant package (housing 2602) containing one or more processors (500, 2616) and/or other computing devices and/or other control logic, along with random-access-memory 2614. Processors 500, 2616 may execute permissions and methods wholly (or at least in part) within the portable appliance 2600. The portable appliance 2600 may have the ability to encrypt information before the information is communicated outside of the housing 2602 and/or decrypt received information when said received information is received from outside of the housing. This version would also possess the ability to store at least a portion of permission, method, and/or key information securely within said tamper resistant portable housing 2602 on non-volatile memory.

Another version of portable appliance 2600 may obtain permissions and/or methods and/or keys from a local VDE electronic appliance 600 external to the portable appliance 2600 to control, limit, or otherwise manage a user's use of a VDE protected object. Such a portable appliance 600 may be contained within, received by, installed in, or directly connected to, another electronic appliance 2600.

One example of a "minimal" configuration of portable appliance 2600 would include only SPU 500 and battery 2612

within housing 2602 (the external bus interface 2606 and the RAM 2614 would in this case each be incorporated into the SPU block shown in the Figure). In other, enhanced examples of portable appliance 2600, any or all of the following optional

5 components may also be included within housing 2602:

- one or more CPUs 2616 (with associated support components such as RAM-ROM 2617, I/O controllers (not shown), etc.);
- one or more display devices 2618;
- 10 one or more keypads or other user input buttons/control information 2620;
- one or more removable/replaceable memory device(s) 2622;
- and
- one or more printing device(s) 2624.

15

In such more enhanced versions, the display 2618, keypad 2620, memory device 2622 and printer 2624 may be connected to bus 2610, or they might be connected to CPU 2616 through an I/O port/controller portion (not shown) of the CPU. Display 2618

20 may be used to display information from SPU 500, CPU 2616 and/or host 2608. Keypad 2620 may be used to input information to SPU 500, CPU 2616 and/or host 2608. Printer 2624 may be used to print information from any/all of these sources. Removable/replaceable memory 2622 may comprise a

memory cartridge or memory medium such as a bulk storage device, for providing additional long-term or short-term storage. Memory 2622 may be easily removable from housing 2602 if desired.

5

In one example embodiment, portable appliance 2600 may have the form factor of a "smart card" (although a "smart card" form factor may provide certain advantages, housing 2602 may have the same or different form factor as "conventional" smart cards). Alternatively, such a portable electronic appliance 2600 may, for example, be packaged in a PCMCIA card configuration (or the like) which is currently becoming quite popular on personal computers and is predicted to become common for desk-top computing devices and Personal Digital Assistants.

10

15 One advantageous form factor for the portable electronic appliance housing 2602 may be, for example, a Type 1, 2, or 3 PCMCIA card (or other derivations) having credit card or somewhat larger dimensions. Such a form factor is conveniently portable, and may be insertable into a wide array of computers and consumer appliances, as well as receptacles at commercial establishments such as retail establishments and banks, and at public communications points, such as telephone or other telecommunication "booths."

20

Housing 2602 may be insertable into and removable from a port, slot or other receptacle provided by host 2608 so as to be physically (or otherwise operatively) connected to a computer or other electronic appliance. The portable appliance connector  
5 2604 may be configured to allow easy removability so that appliance 2600 may be moved to another computer or other electronic appliance at a different location for a physical connection or other operative connection with that other device.

10 Portable electronic appliance 2600 may provide a valuable and relatively simple means for a user to move permissions and methods between their (compatible) various electronic appliances 600, such as between a notebook computer, a desktop computer and an office computer. It could also be used, for example, to  
15 allow a consumer to visit a next door neighbor and allow that neighbor to watch a movie that the consumer had acquired a license to view, or perhaps to listen to an audio record on a large capacity optical disk that the consumer had licensed for unlimited plays.

20 Portable electronic appliance 2600 may also serve as a "smart card" for financial and other transactions for users to employ in a variety of other applications such as, for example, commercial applications. The portable electronic appliance 2600

may, for example, carry permission and/or method information used to authorize (and possibly record) commercial processes and services.

5           An advantage of using the preferred embodiment VDE portable appliance 2600 for financial transactions such as those typically performed by banks and credit card companies is that VDE allows financial clearinghouses (such as VISA, MasterCard, or American Express) to experience significant reductions in  
10           operating costs. The clearinghouse reduction in costs result from the fact that the local metering and budget management that occurs at the user site through the use of a VDE electronic appliance 600 such as portable appliance 2600 frees the clearinghouse from being involved in every transaction. In  
15           contrast to current requirements, clearinghouses will be able to perform their functions by periodically updating their records (such as once a month). Audit and/or budget "roll-ups" may occur during a connection initiated to communicate such audit and/or budget information and/or through a connection that can  
20           occur at periodic or relatively periodic intervals and/or during a credit updating, purchasing, or other portable appliance 2600 transaction.



Clearinghouse VDE digital distribution transactions would require only occasional authorization and/or audit or other administrative "roll-ups" to the central service, rather than far more costly connections during each session. Since there would be no requirement for the maintenance of a credit card purchase "paper trail" (the authorization and then forwarding of the credit card slip), there could be substantial cost reductions for clearinghouses (and, potentially, lower costs to users) due to reduction in communication costs, facilities to handle concurrent processing of information, and paper handling aspects of transaction processing costs. This use of a portable appliance 2600 would allow credit enforcement to exploit distributed processing employing the computing capability in each VDE electronic appliance 600. These credit cost and processing advantages may also apply to the use of non-smart card and non-portable VDE electronic appliance 600s.

Since VDE 100 may be configured as a highly secure commercial environment, and since the authentication processes supported by VDE employ digital signature processes which provide a legal validation that should be equivalent to paper documentation and handwritten signatures, the need for portable appliance 2600 to maintain paper trails, even for more costly transactions, is eliminated. Since auditable billing and

control mechanisms are built into VDE 100 and automated, they may replace traditional electronic interfaces to VISA, Master Card, AMEX, and bank debit accounts for digitally distributed other products and services, and may save substantial operating costs for such clearinghouses.

Portable appliance 2600 may, if desired, maintain for a consumer a portable electronic history. The portable history can be, for example, moved to an electronic "dock" or other receptacle, in or operatively connected to, a computer or other consumer host appliance 2608. Host appliance 2608 could be, for example, an electronic organizer that has control logic at least in part in the form of a microcomputer and that stores information in an organized manner, e.g., according to tax and/or other transaction categories (such as type of use or activity). By use of this arrangement, the consumer no longer has to maintain receipts or otherwise manually track transactions but nevertheless can maintain an electronic, highly secure audit trail of transactions and transaction descriptions. The transaction descriptions may, for example, securely include the user's digital signature, and optionally, the service or goods provider's digital signature.

When a portable appliance 2600 is "docked" to a host 2608 such as a personal computer or other electronic appliance (such

as an electronic organizer), the portable appliance 2600 could communicate interim audit information to the host. In one embodiment, this information could be read, directly or indirectly, into a computer or electronic organizer money and/or tax management program (for example, Quicken or Microsoft Money and/or Turbo Tax and/or Andrew Tobias' Managing Your Money). This automation of receipt management would be an enormous boon to consumers, since the management and maintenance of receipts is difficult and time-consuming, receipts are often lost or forgotten, and the detail from credit card billings is often wholly inadequate for billing and reimbursement purposes since credit card billings normally don't provide sufficient data on the purchased items or significant transaction parameters.

15

In one embodiment, the portable appliance 2600 could support secure (in this instance encrypted and/or authenticated) two-way communications with a retail terminal which may contain a VDE electronic appliance 600 or communicate with a retailer's or third party provider's VDE electronic appliance 600. During such a secure two-way communication between, for example, each participant's secure VDE subsystem, portable appliance 2600 VDE secure subsystem may provide authentication and appropriate credit or debit card information

20

to the retail terminal VDE secure subsystem. During the same or different communication session, the terminal could similarly, securely communicate back to the portable appliance 2600 VDE secure subsystem details as to the retail transaction (for  
5 example, what was purchased and price, the retail establishment's digital signature, the retail terminal's identifier, tax related information, etc.).

For example, a host 2608 receptacle for receiving and/or  
10 attaching to portable appliance 2600 could be incorporated into or operatively connected to, a retail or other commercial establishment terminal. The host terminal 2608 could be operated by either a commercial establishment employee or by the portable appliance 2600 holder. It could be used to, for  
15 example, input specific keyboard and/or voice input specific information such as who was taken to dinner, why something was purchased, or the category that the information should be attached to. Information could then be automatically "parsed" and routed into securely maintained (for example, encrypted)  
20 appropriate database management records within portable appliance 2600. Said "parsing" and routing would be securely controlled by VDE secure subsystem processes and could, for example, be based on category information entered in by the user and/or based on class of establishment and/or type (category) of

expenditure information (or other use). Categorization can be provided by the retail establishment, for example, by securely communicating electronic category information as a portion, for example, of electronic receipt information or alternatively by  
5 printing a hard copy receipt using printer 2624. This process of categorization may take place in the portable appliance 2600 or, alternatively, it could be performed by the retail establishment and periodically "rolled-up" and communicated to the portable appliance 2600 holder.

10

Retail, clearinghouse, or other commercial organizations may maintain and use by securely communicating to appliance 2600 one or more of generic classifications of transaction types (for example, as specified by government taxation rules) that can  
15 be used to automate the parsing of information into records and/or for database information "roll-ups" for; and/or in portable appliance 2600 or one or more associated VDE nodes. In such instances, host 2608 may comprise an auxiliary terminal, for example, or it could comprise or be incorporated directly within a  
20 commercial establishments cash registers or other retail transactions devices. The auxiliary terminal could be menu and/or icon driven, and allow very easy user selection of categorization. It could also provide templates, based on transaction type, that could guide the user through specifying

useful or required transaction specific information (for example, purpose for a business dinner and/or who attended the dinner). For example, a user might select a business icon, then select from travel, sales, meals, administration, or purchasing icons for example, and then might enter in very specific information and/or a key word, or other code that might cause the downloading of a transaction's detail into the portable appliance 2600. This information might also be stored by the commercial establishment, and might also be communicated to the appropriate government and/or business organizations for validation of the reported transactions (the high level of security of auditing and communications and authentication and validation of VDE should be sufficiently trusted so as not to require the maintenance of a parallel audit history, but parallel maintenance may be supported, and maintained at least for a limited period of time so as to provide backup information in the event of loss or "failure" of portable appliance 2600 and/or one or more appliance 2600 associated VDE installations employed by appliance 2600 for historical and/or status information record maintenance). For example, of a retail terminal maintained necessary transaction information concerning a transaction involving appliance 2600, it could communicate such information to a clearinghouse for archiving (and/or other action) or it could periodically, for example, at the end of a business day, securely

communicate such information, for example, in the form of a  
VDE content container object, to a clearinghouse or  
clearinghouse agent. Such transaction history (and any required  
VDE related status information such as available credit) can be  
5 maintained and if necessary, employed to reconstruct the  
information in a portable appliance 2600 so as to allow a  
replacement appliance to be provided to an appliance 2600 user  
or properly reset internal information in data wherein such  
replacement and/or resetting provides all necessary transaction  
10 and status information.

In a retail establishment, the auxiliary terminal host 2608  
might take the form of a portable device presented to the user,  
for example at the end of a meal. The user might place his  
15 portable appliance 2600 into a smart card receptacle such as a  
PCMCLA slot, and then enter whatever additional information  
that might appropriately describe the transaction as well as  
satisfying whatever electronic appliance 600 identification  
procedure(s) required. The transaction, given the availability of  
20 sufficient credit, would be approved, and transaction related  
information would then be communicated back from the  
auxiliary terminal directly into the portable appliance 2600.  
This would be a highly convenient mode of credit usage and  
record management.

The portable device auxiliary terminal might be "on-line," that is electronically communicating back to a commercial establishment and/or third party information collection point through the use of cellular, satellite, radio frequency, or other communications means. The auxiliary terminal might, after a check by a commercial party in response to receipt of certain identification information at the collection point, communicate back to the auxiliary terminal whether or not to accept the portable appliance 2600 based on other information, such as a bad credit record or a stolen portable appliance 2600. Such a portable auxiliary terminal would also be very useful at other commercial establishments, for example at gasoline stations, rental car return areas, street and stadium vendors, bars, and other commercial establishments where efficiency would be optimized by allowing clerks and other personnel to consummate transactions at points other than traditional cash register locations.

As mentioned above, portable appliance 2600 may communicate from time to time with other electronic appliances 600 such as, for example, a VDE administrator. Communication during a portable appliance 2600 usage session may result from internally stored parameters dictating that the connection should take place during that current session (or next or other



session) of use of the portable appliance. The portable appliance  
600 can carry information concerning a real-time date or window  
of time or duration of time that will, when appropriate, require  
the communication to take place (e.g., perhaps before the  
5 transaction or other process which has been contemplated by the  
user for that session or during it or immediately following it).  
Such a communication can be accomplished quickly, and could be  
a secure, VDE two-way communication during which information  
is communicated to a central information handler. Certain other  
10 information may be communicated to the portable appliance  
2600 and/or the computer or other electronic appliance to which  
the portable appliance 2600 has been connected. Such  
communicated other information can enable or prevent a  
contemplated process from proceeding, and/or make the portable  
15 appliance 2600, at least in part, unusable or useable.  
Information communicated to the portable appliance 2600 could  
include one or more modifications to permissions and methods,  
such as a resetting or increasing of one or more budgets, adding  
or withdrawing certain permissions, etc.

20

The permissions and/or methods (i.e., budgets) carried by  
the portable appliance 2600 may have been assigned to it in  
conjunction with an "encumbering" of another, stationary or  
other portable VDE electronic appliance 600. In one example, a

portable appliance 2600 holder or other VDE electronic appliance  
600 and/or VDE electronic appliance 600 user could act as  
"guarantor" of the financial aspects of a transaction performed by  
another party. The portable appliance 2600 of the holder would  
5 record an "encumbrance," which may be, during a secure  
communication with a clearinghouse, be recorded and  
maintained by the clearinghouse and/or some other financial  
services party until all or a portion of debt responsibilities of the  
other party were paid or otherwise satisfied. Alternatively or in  
10 addition, the encumbrance may also be maintained within the  
portable appliance 2600, representing the contingent obligation  
of the guarantor. The encumbrance may be, by some formula,  
included in a determination of the credit available to the  
guarantor. The credit transfer, acceptance, and/or record  
15 management, and related processes, may be securely maintained  
by the security features provided by aspects of the present  
invention. Portable appliance 600 may be the sole location for  
said permissions and/or methods for one or more VDE objects  
300, or it may carry budgets for said objects that are independent  
20 of budgets for said objects that are found on another,  
non-portable VDE electronic appliance 600. This may allow  
budgets, for example, to be portable, without requiring  
"encumbering" and budget reconciliation.

Portable VDE electronic appliance 2600 may carry (as may other VDE electronic appliance 600s described) information describing credit history details, summary of authorizations, and usage history information (e.g., audit of some degree of transaction history or related summary information such as the use of a certain type/class of information) that allows re-use of certain VDE protected information at no cost or at a reduced cost. Such usage or cost of usage may be contingent, at least in part, on previous use of one or more objects or class of objects or amount of use, etc., of VDE protected information.

Portable appliance 2600 may also carry certain information which may be used, at least in part, for identification purposes. This information may be employed in a certain order (e.g. a pattern such as, for example, based on a pseudo-random algorithm) to verify the identity of the carrier of the portable appliance 2600. Such information may include, for example, one's own or a wife's and/or other relatives maiden names, social security number or numbers of one's own and/or others, birth dates, birth hospital(s), and other identifying information. It may also or alternatively provide or include one or more passwords or other information used to identify or otherwise verify/authenticate an individual's identity, such as voice print and retinal scan information. For example, a portable

appliance 2600 can be used as a smart card that carries various permissions and/or method information for authorizations and budgets. This information can be stored securely within portable appliance 2600 in a secure database 610 arrangement. When a user attempts to purchase or license an electronic product or otherwise use the "smart card" to authorize a process, portable appliance 2600 may query the user for identification information or may initiate an identification process employing scanned or otherwise entered information (such as user fingerprint, retinal or voice analysis or other techniques that may, for example, employ mapping and/or matching of provided characteristics to information securely stored within the portable appliance 2600). The portable appliance 2600 may employ different queries at different times (and/or may present a plurality of queries or requests for scanning or otherwise entering identifying information) so as to prevent an individual who has come into possession of appropriate information for one or more of the "tests" of identity from being able to successfully employ the portable appliance 2600.

20

A portable appliance 600 could also have the ability to transfer electronic currency or credit to another portable appliance 2600 or to another individual's account, for example, using secure VDE communication of relevant content between

secure VDE subsystems. Such transfer may be accomplished, for example, by telecommunication to, or presentation at, a bank which can transfer credit and/or currency to the other account. The transfer could also occur by using two cards at the same

5 portable appliance 2600 docking station. For example, a credit transaction workstation could include dual PCMCIA slots and appropriate credit and/or currency transfer application software which allows securely debiting one portable appliance 2600 and "crediting" another portable appliance (i.e., debiting from one

10 appliance can occur upon issuing a corresponding credit and/or currency to the other appliance). One portable appliance 600, for example, could provide an authenticated credit to another user. Employing two "smart card" portable appliance 600 would enable the user of the providing of "credit" "smart card" to go through a

15 transaction process in which said user provides proper identification (for example, a password) and identifies a "public key" identifying another "smart card" portable appliance 2600. The other portable appliance 2600 could use acceptance

20 processes, and provide proper identification for a digital signature (and the credit and/or currency sender may also digitally sign a transaction certificate so the sending act may not be repudiated and this certificate may accompany the credit and/or currency as VDE container content. The transactions may involve, for example, user interface interaction that

stipulates interest and/or other terms of the transfer. It may employ templates for common transaction types where the provider of the credit is queried as to certain parameters describing the agreement between the parties. The receiving portable appliance 2600 may iteratively or as a whole be queried as to the acceptance of the terms. VDE negotiation techniques described elsewhere in this application may be employed in a smart card transfer of electronic credit and/or currency to another VDE smart card or other VDE installation.

10

Such VDE electronic appliance 600/portable appliance 2600 credit transfer features would significantly reduce the overhead cost of managing certain electronic credit and/or currency activities by significantly automating these processes through extending the computerization of credit control and credit availability that was begun with credit cards and extended with debit cards. The automation of credit extension and/or currency transfer and the associated distributed processing advantages described, including the absence of any requirement for centralized processing and telecommunications during each transaction, truly make credit and/or currency, for many consumers and other electronic currency and/or credit users, an efficient, trusted, and portable commodity.

20

The portable appliance 2600 or other VDE electronic appliance 600, can, in one embodiment, also automate many tax collection functions. A VDE electronic appliance 600 may, with great security, record financial transactions, identify the nature of the transaction, and identify the required sales or related government transaction taxes, debit the taxes from the users available credit, and securely communicate this information to one or more government agencies directly at some interval (for example monthly), and/or securely transfer this information to, for example, a financial clearinghouse, which would then transfer one or more secure, encrypted (or unsecure, calculated by clearinghouse, or otherwise computed) information audit packets (e.g., VDE content containers and employing secure VDE communication techniques) to the one or more appropriate, participating government agencies. The overall integrity and security of VDE 100 could ensure, in a coherent and centralized manner, that electronic reporting of tax related information (derived from one or more electronic commerce activities) would be valid and comprehensive. It could also act as a validating source of information on the transfer of sales tax collection (e.g., if, for example, said funds are transferred directly to the government by a commercial operation and/or transferred in a manner such that reported tax related information cannot be tampered with by other parties in a VDE pathway of tax

information handling). A government agency could select transactions randomly, or some subset or all of the reported transactions for a given commercial operation can be selected. This could be used to ensure that the commercial operation is actually paying to the government all appropriate collected funds required for taxes, and can also ensure that end-users are charged appropriate taxes for their transactions (including receipt of interest from bank accounts, investments, gifts, etc.

Portable appliance 2600 financial and tax processes could involve template mechanisms described elsewhere herein. While such an electronic credit and/or currency management capability would be particularly interesting if managed at least in part, through the use of a portable appliance 2600, credit and/or currency transfer and similar features would also be applicable for non-portable VDE electronic appliance 600's connected to or installed within a computer or other electronic device.

#### **User Notification Exception Interface ("Pop Up") 686**

As described above, the User Modification Exception Interface 686 may be a set of user interface programs for handling common VDE functions. These applications may be forms of VDE templates and are designed based upon certain assumptions regarding important options, specifically,



appropriate to a certain VDE user model and important  
messages that must be reported given certain events. A primary  
function of the "pop-up" user interface 686 is to provide a simple,  
consistent user interface to, for example, report metering events  
5 and exceptions (e.g., any condition for which automatic  
processing is either impossible or arguably undesirable) to the  
user, to enable the user to configure certain aspects of the  
operation of her electronic appliance 600 and, when appropriate,  
to allow the user to interactively control whether to proceed with  
10 certain transaction processes. If an object contains an exception  
handling method, that method will control how the "pop-up" user  
interface 686 handles specific classes of exceptions.

The "pop-user" interface 686 normally enables handling of  
15 tasks not dedicated to specific objects 300, such as for example:

- Logging onto an electronic appliance 600 and/or entering  
into a VDE related activity or class of activities,
- 20 • Configuring an electronic appliance 600 for a registered  
user, and/or generally for the installation, with regard to  
user preferences, and automatic handling of certain types  
of exceptions,

- Where appropriate, user selecting of meters for use with specific properties, and
- Providing an interface for communications with other electronic appliances 600, including requesting and/or for purchasing or leasing content from distributors, requesting clearinghouse credit and/or budgets from a clearinghouse, sending and/or receiving information to and/or from other electronic appliances, and so on.

10

Figure 72A shows an example of a common "logon" VDE electronic appliance 600 function that may use user interface 686. "Log-on" can be done by entering a user name, account name, and/or password. As shown in the provided example, a configuration option provided by the "pop-up" user interface 686 dialog can be "Login at Setup", which, if selected, will initiate a VDE Login procedure automatically every time the user's electronic appliance 600 is turned on or reset. Similarly, the "pop-up" user interface 686 could provide an interface option called "Login at Type" which, if selected, will initiate a procedure automatically every time, for example, a certain type of object or specific content type application is opened such as a file in a certain directory, a computer application or file with a certain identifying extension, or the like.

15

20

Figure 72B shows an example of a "pop-up" user interface 686 dialog that is activated when an action by the user has been "trapped," in this case to warn the user about the amount of expense that will be incurred by the user's action, as well as to alert the user about the object 300 which has been requested and what that particular object will cost to use. In this example, the interface dialog provides a button allowing the user to request further detailed information about the object, including full text descriptions, a list of associated files, and perhaps a history of past usage of the object including any residual rights to use the object or associated discounts.

The "Cancel" button 2660 in Figure 72B cancels the user's trapped request. "Cancel" is the default in this example for this dialog and can be activated, for example, by the return and enter keys on the user's keyboard 612, by a "mouse click" on that button, by voice command, or other command mechanisms. The "Approve button" 2662, which must be explicitly selected by a mouse click or other command procedure, allows the user to approve the expense and proceed. The "More options" control 2664 expands the dialog to another level of detail which provides further options, an example of which is shown in Figure 72C.

Figure 72C shows a secondary dialog that is presented to the user by the "pop-up" user interface 686 when the "More options" button 2664 in Figure 72B is selected by the user. As shown, this dialog includes numerous buttons for obtaining  
5 further information and performing various tasks.

In this particular example, the user is permitted to set "limits" such as, for example, the session dollar limit amount (field 2666), a total transaction dollar limit amount (field 2668), a  
10 time limit (in minutes) (field 2670), and a "unit limit" (in number of units such as paragraphs, pages, etc.) (field 2672). Once the user has made her selections, she may "click on" the OKAY button (2674) to confirm the limit selections and cause them to take effect.

15

Thus, pop-up user interface dialogues can be provided to specify user preferences, such as setting limits on budgets and/or other aspects of object content usage during any one session or over a certain duration of time or until a certain point in time.  
20 Dialogs can also be provided for selecting object related usage options such as selecting meters and budgets to be used with one or more objects. Selection of options may be applied to types (that is classes) of objects by associating the instruction with one or more identifying parameters related to the desired one or

more types. User specified configuration information can set default values to be used in various situations, and can be used to limit the number or type of occasions on which the user's use of an object is interrupted by a "pop-up" interface 686 dialog. For example, the user might specify that a user request for VDE protected content should be automatically processed without interruption (resulting from an exceptions action) if the requested processing of information will not cost more than \$25.00 and if the total charge for the entire current session (and/or day and/or week, etc.) is not greater than \$200.00 and if the total outstanding and unpaid charge for use hasn't exceeded \$2500.00.

Pop-up user interface dialogs may also be used to notify the user about significant conditions and events. For example, interface 686 may be used to:

- remind the user to send audit information to a clearinghouse,
- inform a user that a budget value is low and needs replenishing,
- remind the user to back up secure database 610, and

- inform the user about expirations of PERCs or other dates/times events.

Other important "pop-up" user interface 686 functions  
5 include dialogs which enable flexible browsing through libraries  
of properties or objects available for licensing or purchase, either  
from locally stored VDE protected objects and/or from one or  
more various, remotely located content providers. Such function  
may be provided either while the user's computer is connected to  
10 a remote distributor's or clearinghouse's electronic appliance 600,  
or by activating an electronic connection to a remote source after  
a choice (such as a property, a resource location, or a class of  
objects or resources is selected). A browsing interface can allow  
this electronic connection to be made automatically upon a user  
15 selection of an item, or the connection itself can be explicitly  
activated by the user. See Figure 72D for an example of such a  
"browsing" dialog.

### **Smart Objects**

20 VDE 100 extends its control capabilities and features to  
"intelligent agents." Generally, an "intelligent agent" can act as  
an emissary to allow a process that dispatches it to achieve a  
result the originating process specifies. Intelligent agents that  
are capable of acting in the absence of their dispatch process are

particularly useful to allow the dispatching process to access, through its agent, the resources of a remote electronic appliance. In such a scenario, the dispatch process may create an agent (e.g., a computer program and/or control information associated with a computer program) specifying a particular desired task(s), and dispatch the agent to the remote system. Upon reaching the remote system, the "agent" may perform its assigned task(s) using the remote system's resources. This allows the dispatch process to, in effect, extend its capabilities to remote systems where it is not present.

Using an "agent" in this manner increases flexibility. The dispatching process can specify, through its agent, a particular desired task(s) that may not exist or be available on the remote system. Using such an agent also provides added trustedness; the dispatch process may only need to "trust" its agent, not the entire remote system. Agents have additional advantages.

Software agents require a high level of control and accountability to be effective, safe and useful. Agents in the form of computer viruses have had devastating effects worldwide. Therefore, a system that allows an agent to access it should be able to control it or otherwise prevent the agent from damaging important resources. In addition, systems allowing themselves

to be accessed by an agent should sufficiently trust the agent and/or provide mechanisms capable of holding the true dispatcher of the agent responsible for the agent's activities. Similarly, the dispatching process should be able to adequately  
5 limit and/or control the authority of the agents it dispatches or else it might become responsible for unforeseen activities by the agent (e.g., the agent might run up a huge bill in the course of following imprecise instructions it was given by the process that  
10 dispatched it).

These significant problems in using software agents have not be adequately addressed in the past. The open, flexible control structures provided by VDE 100 addresses these problems by providing the desired control and accountability for  
15 software agents (e.g., agent objects). For example, VDE 100 positively controls content access and usage, provides guarantee of payment for content used, and enforces budget limits for accessed content. These control capabilities are well suited to controlling the activities of a dispatched agent by both the  
20 process that dispatches the agent and the resource accessed by the dispatched agent.

One aspect of the preferred embodiment provided by the present invention provides a "smart object" containing an agent.



Generally, a "smart object" may be a VDE object 300 that contains some type(s) of software programs ("agents") for use with VDE control information at a VDE electronic appliance 600. A basic "smart object" may comprise a VDE object 300 that, for  
5 example, contains (physically and/or virtually):

a software agent, and

at least one rule and/or control associated with the software agent that governs the agent's operation.

Although this basic structure is sufficient to define a "smart  
10 object," Figure 73 shows a combination of containers and control information that provides one example of a particularly advantageous smart object structure for securely managing and controlling the operation of software agents.

15 As shown in Figure 73, a smart object 3000 may be constructed of a container 300, within which is embedded one or more further containers (300z, 300y, etc.). Container 300 may further contain rules and control information for accessing and using these embedded containers 300z, 300y, etc. Container  
20 300z embedded in container 300 is what makes the object 3000 a "smart object." It contains an "agent" that is managed and controlled by VDE 100.

5           The rules and control information 806f associated with container 300z govern the circumstances under which the agent may be released and executed at a remote VDE site, including any limitations on execution based on the cost of execution for example. This rule and control information may be specified entirely in container 300z, and/or may be delivered as part of container 300, as part of another container (either within container 300 or a separately deliverable container), and/or may be already present at the remote VDE site.

10

          The second container 300y is optional, and contains content that describes the locations at which the agent stored in container 300z may be executed. Container 300y may also contain rules and control information 806e that describe the manner in which the contents of container 300y may be used or altered. This rule and control information 806e and/or further rules 300y(1) also contained within container 300y may describe searching and routing mechanisms that may be used to direct the smart object 3000 to a desired remote information resource.

15           Container 300y may contain and/or reference rules and control information 300y(1) that specify the manner in which searching and routing information use and any changes may be paid for.

20

Container 300x is an optional content container that is initially "empty" when the smart object 3000 is dispatched to a remote site. It contains rules and control information 300x(1) for storing the content that is retrieved by the execution of the agent  
5 contained in container 300z. Container 300x may also contain limits on the value of content that is stored in the retrieval container so as to limit the amount of content that is retrieved.

Other containers in the container 300 may include  
10 administrative objects that contain audit and billing trails that describe the actions of the agent in container 300z and any charges incurred for executing an agent at a remote VDE node. The exact structure of smart object 3000 is dependent upon the type of agent that is being controlled, the resources it will need  
15 for execution, and the types of information being retrieved.

The smart object 3000 in the example shown in Figure 73 may be used to control and manage the operation of an agent in VDE 100. The following detailed explanation of an example  
20 smart object transaction shown in Figure 74 may provide a helpful, but non-limiting illustration. In this particular example, assume a user is going to create a smart object 3000 that performs a library search using the "Very Fast and Efficient" software agent to search for books written about some subject of

interest (e.g., "fire flies"). The search engine is designed to return a list of books to the user. The search engine in this example may spend no more than \$10.00 to find the appropriate books, may spend no more than \$3.00 in library access or  
5 communications charges to get to the library, and may retrieve no more than \$15.00 in information. All information relating to the search or use is to be returned to the user and the user will permit no information pertaining to the user or the agent to be released to a third party.

10

In this example, a dispatching VDE electronic appliance 3010 constructs a smart object 3000 like the one shown in Figure 73. The rule set in 806a is specified as a control set that contains the following elements:

15

1. a smart\_agent\_execution event that specifies the smart agent is stored in embedded container 300z and has rules controlling its execution specified in that container;

20

2. a smart\_agent\_use event that specifies the smart agent will operate using information and parameters stored in container 300;

3. a routing\_use event that specifies the information routing information is stored in container 300y and has rules controlling this information stored in that container;
- 5
4. an information\_write event that specifies information written will be stored in container 300y, 300x, or 300w depending on its type (routing, retrieved, or administrative), and that these
- 10
- containers have independent rules that control how information is written into them.

The rule set in control set 806b contains rules that specify the rights desired by this smart object 3000. Specifically, this

15

control set specifies that the software agent desires:

1. A right to use the "agent execution" service on the remote VDE site. Specific billing and charge information for this right is carried in container
- 20
- 300z.
2. A right to use the "software description list" service on the remote VDE site. Specific billing and charge

information for this for this right is carried in  
container 300y.

- 5
3. A right to use an "information locator service" on a remote VDE site.
  4. A right to have information returned to the user without charge (charges to be incurred on release of information and payment will be by a VISA budget)
  - 10 5. A right to have all audit information returned such that it is readable only by the sender.

15 The rule set in control set 806c specifies that container 300w specifies the handling of all events related to its use. The rule set in control set 806d specifies that container 300x specifies the handling of all events related to its use. The rule set in control set 806e specifies that container 300y specifies the handling of all events related to its use. The rule set in control  
20 set 806f specifies that container 300z specifies the handling of all events related to its use.

Container 300z is specified as containing the "Very Fast and Efficient" agent content, which is associated with the following rules set:

- 5
1. A use event that specifies a meter and VISA budget that limits the execution to \$10.00 charged against the owner's VISA card. Audits of usage are required and will be stored in object 300w under control information specified in that object.

10

After container 300z and its set are specified, they are constructed and embedded in the smart object container 300.

15

Container 300y is specified as a content object with two types of content. Content type A is routing information and is read/write in nature. Content type A is associated with a rules set that specifies:

- 20
1. A use event that specifies no operation for the release of the content. This has the effect of not charging for the use of the content.
  2. A write event that specifies a meter and a VISA budget that limits the value of writing to \$3.00. The

billing method used by the write is left unspecified and will be specified by the control method that uses this rule.

- 5           3.   Audits of usage are required and will be stored in object 300w under control information specified in that object.

10           Content type B is information that is used by the software agent to specify parameters for the agent. This content is specified as the string "fire fly" or "fire flies". Content type B is associated with the following rule set:

- 15           1.   A use event that specifies that the use may only be by the software agent or a routing agent. The software agent has read only permission, the routing agent has read/write access to the information. There are no charges associated with using the information, but two meters; one by read and one by write are kept to track use of the information by various steps in the process.
- 20



2. Audits of usage are required and will be stored in object 300w under control information specified in that object.

5           After container 300y and its control sets are specified, they are constructed and embedded in the smart object container 300.

          Container 300x is specified as a content object that is empty of content. It contains a control set that contains the  
10           following rules:

1. A write\_without\_billing event that specifies a meter and a general budget that limits the value of writing to \$15.00.
- 15
2. Audits of usage are required and will be stored in object 300w under control information specified in that object.
- 20
3. An empty use control set that may be filled in by the owner of the information using predefined methods (method options).

After container 300x and its control sets are specified, they are constructed and embedded in the smart object container 300.

5 Container 300w is specified as an empty administrative object with a control set that contains the following rules:

1. A use event that specifies that the information contained in the administrative object may only be released to the creator of smart object container 300.
- 10 2. No other rules may be attached to the administrative content in container 300w.

After container 300w and its control sets are specified, they are constructed and embedded in the smart object container  
15 300.

At this point, the smart object has been constructed and is ready to be dispatched to a remote VDE site. The smart object is sent to a remote VDE site (e.g., using electronic mail or another  
20 transport mechanism) that contains an information locator service 3012 via path 3014. The smart object is registered at the remote site 3012 for the "item locator service." The control set in container related to "item locator service" is selected and the rules contained within it activated at the remote site 3012. The

remote site 3012 then reads the contents of container 300y under the control of rule set 806f and 300y(l), and permits writes of a list of location information into container 300y pursuant to these rules. The item locator service writes a list of three items into the smart object, and then "deregisters" the smart object (now  
5 containing the location information) and sends it to a site 3016 specified in the list written to the smart object via path 3018. In this example, the user may have specified electronic mail for transport and a list of remote sites that may have the desired  
10 information is stored as a forwarding list.

The smart object 3000, upon arriving at the second remote site 3016, is registered with that second site. The site 3016 provides agent execution and software description list services  
15 compatible with VDE as a service to smart objects. It publishes these services and specifies that it requires \$10.00 to start the agent and \$20/piece for all information returned. The registration process compares the published service information against the rules stored within the object and determines that an  
20 acceptable overlap does not exist. Audit information for all these activities is written to the administrative object 300w. The registration process then fails (the object is not registered), and the smart object is forwarded by site 3016 to the next VDE site 3020 in the list via path 3022.

The smart object 3000, upon arriving at the third remote site 3020, is registered with that site. The site 3020 provides agent execution and software description list services compatible with VDE as a service to smart objects. It publishes these services and specifies that it requires \$1.00 to start the agent and \$0.50/piece for all information returned. The registration process compares the published service information against the rules stored within the object and determines that an acceptable overlap exists. The registration process creates a URT that specifies the agreed upon control information. This URT is used in conjunction with the other control information to execute the software agent under VDE control.

The agent software starts and reads its parameters out of container 300y. It then starts searching the database and obtains 253 "hits" in the database. The list of hits is written to container 300x along with a completed control set that specifies the granularity of each item and that each item costs \$0.50. Upon completion of the search, the budget for use of the service is incremented by \$1.00 to reflect the use charge for the service. Audit information for all these activities is written to the administrative object 300w.

The remote site 3020 returns the now "full" smart object 3000 back to the original sender (the user) at their VDE node 3010 via path 3024. Upon arrival, the smart object 3000 is registered and the database records are available. The control information specified in container 300x is now a mix of the original control information and the control information specified by the service regarding remote release of their information. The user then extracts 20 records from the smart object 3000 and has \$10.00 charged to her VISA budget at the time of extraction.

In the above smart agent VDE examples, a certain organization of smart object 3000 and its constituent containers is described. Other organizations of VDE and smart object related control information and parameter data may be created and may be used for the same purposes as those ascribed to object 3000 in the above example.

### **Negotiation and Electronic Contracts**

An electronic contract is an electronic form of an agreement including rights, restrictions, and obligations of the parties to the agreement. In many cases, electronic agreements may surround the use of digitally provided content; for example, a license to view a digitally distributed movie. It is not required, however, that an electronic agreement be conditioned on the

presence or use of electronic content by one or more parties to the agreement. In its simplest form, an electronic agreement contains a right and a control that governs how that right is used.

5

Electronic agreements, like traditional agreements, may be negotiated between their parties (terms and conditions submitted by one or more parties may simply be accepted (cohesion contract) by one or more other parties and/or such other parties may have the right to select certain of such terms and conditions (while others may be required)). Negotiation is defined in the dictionary as "the act of bringing together by mutual agreement." The preferred embodiment provides electronic negotiation processes by which one or more rights and associated controls can be established through electronic automated negotiation of terms. Negotiations normally require a precise specification of rights and controls associated with those rights. PERC and URT structures provide a mechanism that may be used to provide precise electronic representations of rights and the controls associated with those rights. VDE thus provides a "vocabulary" and mechanism by which users and creators may specify their desires. Automated processes may interpret these desires and negotiate to reach a common middle ground based on these desires. The results of said negotiation

10

15

20

may be concisely described in a structure that may be used to control and enforce the results of the electronic agreement. VDE further enables this process by providing a secure execution space in which the negotiation process(es) are assured of

5 integrity and confidentiality in their operation. The negotiation process(es) may also be executed in such a manner that inhibits external tampering with the negotiation.

A final desirable feature of agreements in general (and

10 electronic representations of agreements in particular) is that they be accurately recorded in a non-repudiatable form. In traditional terms, this involves creating a paper document (a contract) that describes the rights, restrictions, and obligations of all parties involved. This document is read and then signed by

15 all parties as being an accurate representation of the agreement. Electronic agreements, by their nature, may not be initially rendered in paper. VDE enables such agreements to be accurately electronically described and then electronically signed to prevent repudiation. In addition, the preferred embodiment

20 provides a mechanism by which human-readable descriptions of terms of the electronic contract can be provided.

VDE provides a concise mechanism for specifying control sets that are VDE site interpretable. Machine interpretable

mechanisms are often not human readable. VDE often operates the negotiation process on behalf of at least one human user. It is thus desirable that the negotiation be expressible in "human readable form." VDE data structures for objects, methods, and load modules all have provisions to specify one or more DTDs within their structures. These DTDs may be stored as part of the item or they may be stored independently. The DTD describes one or more data elements (MDE, UDE, or other related data elements) that may contain a natural language description of the function of that item. These natural language descriptions provide a language independent, human readable description for each item. Collections of items (for example, a BUDGET method) can be associated with natural language text that describes its function and forms a term of an electronically specified and enforceable contract. Collections of terms (a control set) define a contract associated with a specific right. VDE thus permits the electronic specification, negotiation, and enforcement of electronic contracts that humans can understand and adhere to.

20

VDE 100 enables the negotiation and enforcement of electronic contracts in several ways:



- it enables a concise specification of rights and control information that permit a common vocabulary and procedure for negotiation,
- 5 ● it provides a secure processing environment within which to negotiate,
- it provides a distributed environment within which rights and control specifications may be securely distributed,
- 10 ● it provides a secure processing environment in which negotiated contracts may be electronically rendered and signed by the processes that negotiate them, and
- 15 ● it provides a mechanism that securely enforces a negotiated electronic contract.

## 20 **Types of Negotiations**

A simple form of a negotiation is a demand by one party to form an "adhesion" contract. There are few, if any, options that may be chosen by the other party in the negotiation. The recipient of the demand has a simple option; she may accept or

reject the terms and conditions (control information) in the demand. If she accepts the conditions, she is granted rights subject to the specified control information. If she rejects the conditions, she is not granted the rights. PERC and URT  
5 structures may support negotiation by demand; a PERC or control set from a PERC may be presented as a demand, and the recipient may accept or reject the demand (selecting any permitted method options if they are presented).

10 A common example of this type of negotiation today is the purchase of software under the terms of a "shrink-wrap license." Many widely publicized electronic distribution schemes use this type of negotiation. CompuServe is an example of an on-line service that operates in the same manner. The choice is simple:  
15 either pay the specified charge or don't use the service or software. VDE supports this type of negotiation with its capability to provide PERCs and URTs that describe rights and control information, and by permitting a content owner to provide a REGISTER method that allows a user to select from a  
20 set of predefined method options. In this scenario, the REGISTER method may contain a component that is a simplified negotiation process.

A more complex form of a negotiation is analogous to "haggling." In this scenario, most of the terms and conditions are fixed, but one or more terms (e.g., price or payment terms) are not. For these terms, there are options, limits, and elements that may be negotiated over. A VDE electronic negotiation between two parties may be used to resolve the desired, permitted, and optional terms. The result of the electronic negotiation may be a finalized set of rules and control information that specify a completed electronic contract. A simple example is the scenario for purchasing software described above adding the ability of the purchaser to select a method of payment (VISA, Mastercard, or American Express). A more complex example is a scenario for purchasing information in which the price paid depends on the amount of information about the user that is returned along with a usage audit trail. In this second example, the right to use the content may be associated with two control sets. One control set may describe a fixed ("higher") price for using the content. Another control set may describe a fixed ("lower") price for using the content with additional control information and field specifications requiring collection and return the user's personal information. In both of these cases, the optional and permitted fields and control sets in a PERC may describe the options that may be selected as part of the negotiation. To perform the negotiation, one party may propose a control set containing

specific fields, control information, and limits as specified by a PERC; the other party may pick and accept from the control sets proposed, reject them, or propose alternate control sets that might be used. The negotiation process may use the permitted,  
5 required, and optional designations in the PERC to determine an acceptable range of parameters for the final rule set. Once an agreement is reached, the negotiation process may create a new PERC and/or URT that describes the result of the negotiation. The resulting PERCs and/or URTs may be "signed" (e.g., using  
10 digital signatures) by all of the negotiation processes involved in the negotiation to prevent repudiation of the agreement at a later date.

Additional examples of negotiated elements are: electronic  
15 cash, purchase orders, purchase certificates (gift certificates, coupons), bidding and specifications, budget "rollbacks" and reconciliation, currency exchange rates, stock purchasing, and billing rates.

20 A set of PERCs that might be used to support the second example described above is presented in Figures 75A (PERC sent by the content owner), 75B (PERC created by user to represent their selections and rights), and 75C (PERC for controlling the negotiation process). These PERCs might be used in conjunction

with any of the negotiation process(es) and protocols described later in this section.

5 Figure 75A shows an example of a PERC 3100 that might be created by a content provider to describe their rights options. In this example, the PERC contains information regarding a single USE right. Two alternate control sets 3102a, 3102b are presented for this right in the example. Control set 3102a permits the use of the content without passing back information about the user, and another control set 3102b permits the use of the content and collects "response card" type information from the user. Both control sets 3102a, 3102b may use a common set of methods for most of the control information. This common control information is represented by a CSR 3104 and CS0 3106.

15

Control set 3102a in this PERC 3100 describes a mechanism by which the user may obtain the content without providing any information about its user to the content provider. This control set 3102a specifies a well-known vending control method and set of required methods and method options. Specifically, in this example, control set 3102a defines a BUDGET method 3108 (e.g., one of VISA, Mastercard, or American Express) and it defines a BILLING method 3110 that specifies a charge (e.g., a one-time charge of \$100.00).

20

Control set 3102b in this PERC 3100 describes another mechanism by which the user may obtain the content. In this example, the control set 3102b specifies a different vending control method and a set of required methods and method options. This second control set 3102b specifies a BUDGET method 3112 (e.g., one of VISA, Mastercard, or American Express), a BILLING method 3116 that specifies a charge (e.g., a lesser one-time charge such as \$25.00) and an AUDIT method 3114 that specifies a set of desired and required fields. The required and desired field specification 3116 may take the form of a DTD specification, in which, for example, the field names are listed.

The content creator may "prefer" one of the two control sets (e.g., control set 2) over the other one. If so, the "preferred" control set may be "offered" first in the negotiation process, and withdrawn in favor of the "non-preferred" control set if the other party to the negotiation "rejects" the "preferred" control set.

In this example, these two control sets 3102a, 3102b may share a common BUDGET method specification. The BUDGET method specification may be included in the CSR 3104 or CSO 3106 control sets if desired. Selecting control set 3102a (use with no information passback) causes a unique component assembly

to be assembled as specified by the PERC 3100. Specifically, in this example it selects the "Vending" CONTROL method 3118, the BILLING method 3110 for a \$100 fixed charge, and the rest of the control information specified by CSR 3104 and CS0 3106.

5 It also requires the user to specify her choice of acceptable BUDGET method (e.g., from the list including VISA, Mastercard, and American Express). Selecting control set 3102b assembles a different component assembly using the "Vending with 'response card'" CONTROL method 3120, the BILLING method 3116 (e.g.,

10 for a \$25 fixed charge), an AUDIT method 3114 that requires the fields listed in the Required Fields DTD 3116. The process may also select as many of the fields listed in the Desired Fields DTD 3116 as are made available to it. The rest of the control information is specified by CSR 3104 and CS0 3106. The

15 selection of control set 3102b also forces the user to specify their choice of acceptable BUDGET methods (e.g., from the list including VISA, Mastercard, and American Express).

Figure 75B shows an example of a control set 3125 that

20 might be used by a user to specify her desires and requirements in a negotiation process. This control set has a USE rights section 3127 that contains an aggregated CSR budget specification 3129 and two optional control sets 3131a, 3131b for use of the content. Control set 3131a requires the use of a

specific CONTROL method 3133 and AUDIT method 3135. The specified AUDIT method 3135 is parameterized with a list of fields 3137 that may be released in the audit trail. Control set 3131a also specifies a BILLING method 3139 that can cost no more than a certain amount (e.g., \$30.00). Control set 3131b in this example describes a specific CONTROL method 3141 and may reference a BILLING method 3143 that can cost no more than a certain amount (e.g., \$150.00) if this option is selected.

Figure 75E shows a more high-level view of an electronic contract 3200 formed as a "result" of a negotiation process as described above. Electronic contract 3200 may include multiple clauses 3202 and multiple digital signatures 3204. Each clause 3202 may comprise a PERC/URT such as item 3160 described above and shown in Figure 75D. Each "clause" 3202 of electronic contract 3200 thus corresponds to a component assembly 690 that may be assembled and executed by a VDE electronic appliance 600. Just as in normal contracts, there may be as many contract clauses 3202 within electronic contract 3200 as is necessary to embody the "agreement" between the "parties." Each of clauses 3202 may have been electronically negotiated and may thus embody a part of the "agreement" (e.g., a "compromise") between the parties. Electronic contract 3200 is "self-executing" in the sense that it may be literally executed by



a machine, i.e., a VDE electronic appliance 600 that assembles component assemblies 690 as specified by various electronic clauses 3202. Electronic contract 3200 may be automatically "enforced" using the same VDE mechanisms discussed above

5 that are used in conjunction with any component assembly 690. For example, assuming that a clause 3202(2) corresponds to a payment or BILLING condition or term, its corresponding component assembly 690 when assembled by a user's VDE electronic appliance 600 may automatically determine whether

10 conditions are right for payment and, when they are, automatically access an appropriate payment mechanism (e.g., a virtual "credit card" object for the user) to arrange that payment to be made. As another example, assuming that electronic contract clause N 3202(N) corresponds to a user's obligation to

15 provide auditing information to a particular VDE participant, electronic contract 3200 will cause VDE electronic appliance 600 to assemble a corresponding component assembly 690 that may, for example, access the appropriate audit trails within secure database 610 and provide them in an administrative object to the

20 correct participant. Figure 75F shows that clause 3202(N) may, for example, specify a component assembly 690 that arranges for multiple steps in a transaction 3206 to occur. Some of these steps (e.g., step 3208(4), 3208(5)) may be conditional on a test (e.g., 3208(3)) such as, for example, whether content usage has

exceeded a certain amount, whether a certain time period has expired, whether a certain calendar date has been reached, etc.

5 Digital signatures 3204 shown in the Figure 75E electronic contract 3200 may comprise, for example, conventional digital signatures using public key techniques as described above. Some electronic contracts 3200 may not bear any digital signatures 3204. However, it may be desirable to require the electronic appliance 600 of the user who is a party to the electronic contract 10 3200 to digitally "sign" the electronic contract so that the user cannot later repudiate the contract, for evidentiary purposes, etc. Multiple parties to the same contract may each digitally "sign" the same electronic contract 3200 similarly to the way multiple parties to a contract memorialized in a written instrument use 15 an ink pen to sign the instrument.

Although each of the clauses 3202 of electronic contract 3200 may ultimately correspond to a collection of data and code that may be executed by a PPE 650, there may in some instances 20 be a need for rendering a human readable version of the electronic contract. This need can be accommodated by, as mentioned above, providing text within one or more DTDs associated with the component assembly or assemblies 690 used to "self-execute" the contract. Such text might, for example,

describe from a functional point of view what the corresponding electronic contract clause 3202 means or involves, and/or might describe in legally enforceable terms what the legal obligation under the contract is or represents. "Templates" (described  
5 elsewhere herein) might be used to supply such text from a text library. An expert system and/or artificial intelligence capability might be used to impose syntax rules that bind different textual elements together into a coherent, humanly readable contract document. Such text could, if necessary, be reviewed and  
10 modified by a "human" attorney in order to customize it for the particular agreement between the parties and/or to add further legal obligations augmenting the "self-executing" electronic obligations embodied within and enforced by the associated component assemblies 690 executing on a VDE electronic  
15 appliance 600. Such text could be displayed automatically or on demand upon execution of the electronic contract, or it could be used to generate a printed humanly-readable version of the  
contract at any time. Such a document version of the electronic contract 3200 would not need to be signed in ink by the parties to  
20 the agreement (unless desired) in view of the fact that the digital signatures 3204 would provide a sufficiently secure and trusted evidentiary basis for proving the parties' mutual assent to all the terms and conditions within the contract.

In the preferred embodiment, the negotiation process executes within a PPE 650 under the direction of a further PERC that specifies the process. Figure 75C shows an example of a PERC 3150 that specifies a negotiation process. The PERC 3150  
5 contains a single right 3152 for negotiation, with two permitted control sets 3154a, 3154b described for that right. The first control set 3154a may be used for a "trusted negotiation"; it references the desired negotiation CONTROL method ("Negotiate") 3156 and references (in fields 3157a, 3157b) two  
10 UDEs that this CONTROL method will use. These UDEs may be, for example, the PERCs 3100, 3125 shown in Figures 75A and 75B. The second control set 3154b may be used by "multiple negotiation" processes to manage the negotiation, and may provide two negotiation methods: "Negotiate1," and  
15 "Negotiate2". Both negotiation processes may be described as required methods ("Negotiate1" and "Negotiate2") 3156, 3158 that take respective PERCs 3100, 3125 as their inputs. The CONTROL method 3158 for this control set in this example may specify the name of a service that the two negotiation processes  
20 will use to communicate with each other, and may also manage the creation of the URT resulting from the negotiation.

When executed, the negotiation process(es) specified by the PERC 3150 shown in Figure 75C may be provided with the

PERCs 3100, 3125 as input that will be used as the basis for negotiation. In this example, the choice of negotiation process type (trusted or multiple) may be made by the executing VDE node. The PERC 3150 shown in Figure 75C might be, for  
5 example, created by a REGISTER method in response to a register request from a user. The process specified by this PERC 3150 may then be used by a REGISTER method to initiate negotiation of the terms of an electronic contract.

10           During this example negotiation process, the PERCs 3100, 3125 shown in Figures 75A and 75B act as input data structures that are compared by a component assembly created based on PERC 3150 shown in Figure 35C. The component assembly specified by the control sets may be assembled and compared,  
15 starting with required "terms," and progressing to preferred/desired "terms" and then moving on to permitted "terms," as the negotiation continues. Method option selections are made using the desired method and method options specified in the PERCs 3100, 3125. In this example, a control set for the  
20 PERC 3100 shown in Figure 75A may be compared against the PERC 3125 shown in Figure 75B. If there is a "match," the negotiation is successfully concluded and "results" are generated.

In this embodiment, the results of such negotiation will generally be written as a URT and "signed" by the negotiation process(es) to indicate that an agreement has been reached. These electronic signatures provide the means to show that a  
5 (virtual) "meeting of minds" was reached (one of the traditional legal preconditions for a contract to exist). An example of the URT 3160 that would have been created by the above example is shown in Figure 75D.

10 This URT 3160 (which may itself be a PERC 808) includes a control set 3162 that reflects the "terms" that were "agreed upon" in the negotiation. In this example, the "agreed upon" terms must "match" terms required by input PERCs 3100, 3125  
15 in the sense that they must be "as favorable as" the terms required by those PERCs. The negotiation result shown includes, for example, a "negotiated" control set 3162 that in some sense corresponds to the control set 3102a of the Figure 75A PERC 3100 and to the control set 3131a of the Figure 75B control set 3125. Resulting "negotiated" control set 3162 thus  
20 includes a required BUDGET method 3164 that corresponds to the control set 3125 desired BUDGET method 3142 but which is "within" the range of control sets allowed by control set 3100 required BUDGET method 3112. Similarly, resulting negotiated control set 3162 includes a required AUDIT method 3166 that

complies with the requirements of both PERC 3100 required  
AUDIT method 3114 and PERC 3125 required AUDIT method  
3135. Similarly, resulting negotiated control set 3162 includes a  
required BILLING method 3170 that "matches" or complies with  
5 each of PERC 3100 required BILLING method 3116 and PERC  
3125 required BILLING method 3170.

Another class of negotiation is one under which no rules  
are fixed and only the desired goals are specified. The  
10 negotiation processes for this type of negotiation may be very  
complex. It may utilize artificial intelligence, fuzzy logic, and/or  
related algorithms to reach their goals. VDE supports these  
types of processes by providing a mechanism for concisely  
specifying rights, control information, fields and goals (in the  
15 form of desired rights, control information, and fields). Goals for  
these types of processes might be specified as one more control  
sets that contain specific elements that are tagged as optional,  
permitted, or desired.

## 20 **Types of Negotiations**

Negotiations in the preferred embodiment may be  
structured in any of the following ways:

1. shared knowledge
2. trusted negotiator

3. "zero-based" knowledge

"Shared knowledge" negotiations are based on all parties knowing all of the rules and constraints associated with the negotiation. Demand negotiations are a simple case of shared knowledge negotiations; the demander presents a list of demands that must be accepted or rejected together. The list of demands comprises a complete set of knowledge required to accept or reject each item on the list. VDE enables this class of negotiation to occur electronically by providing a mechanism by which demands may be encoded, securely passed, and securely processed between and with secure VDE subsystems using VDE secure processing, and communication capabilities. Other types of shared knowledge negotiations employed by VDE involve the exchange of information between two or more negotiating parties; the negotiation process(es) can independently determine desired final outcome(s) based on their independent priorities. The processes can then negotiate over any differences. Shared knowledge negotiations may require a single negotiation process (as in a demand type negotiation) or may involve two or more cooperative processes. Figures 76A and 76B illustrate scenarios in which one and two negotiation processes are used in a shared knowledge negotiation.



Figure 76A shows a single negotiation process 3172 that takes any number of PERCs 808 (e.g., supplied by different parties) as inputs to the negotiation. The negotiation process 3172 executes at a VDE node under supervision of "Negotiation Process Rules and Control information" that may be supplied by a further PERC (e.g., PERC 3150 shown in Figure 75C). The process 3172 generates one or more PERCs/URTs 3160 as results of the negotiation.

Figure 76B shows multiple negotiation processes 3172A-3172N each of which takes as input a PERC 808 from a party and a further PERC 3150 that controls the negotiation process, and each of which generates a negotiated "result" PERC/URT 3160 as output. Processes 3172A-3172N may execute at the same or different VDE nodes and may communicate using a "negotiation protocol."

Single and multiple negotiation processes may be used for specific VDE sites. The negotiation processes are named, and can be accessed using well known method names. PERCs and URTs may be transported in administrative or smart objects to remote VDE sites for processing at that site, as may the control PERCs and REGISTER method that controls the negotiation.

Multiple negotiation processes require the ability to communicate between these processes 3172; including secure communication between secure processes that are present at physically separate VDE sites (secure subsystems). VDE  
 5 generalizes the inter-process communication into a securely provided service that can be used if the configuration requires it. The inter-process communication uses a negotiation protocol to exchange information about rule sets between processes 3172. An example of a negotiation protocol includes the following  
 10 negotiation "primitives":

- WANT                      Want a set of terms and conditions
- ACCEPT                    Accept a set of terms and conditions
- 15 REJECT                    Reject a set of terms and conditions
- OFFER                     Offer a set of terms and conditions in exchange for other terms and conditions
- 20 HAVE                     Assert a set of terms and conditions are possible or desirable
- QUIT                      Assert the end of the negotiation without reaching an agreement

AGREEMENT Conclude the negotiation and pass the  
rule set for signature

5 The WANT primitive takes rights and control set (or parts  
of control sets) information, and asserts to the other process(es)  
3172 that the specified terms are desired or required. Demand  
negotiations are a simple case of a WANT primitive being used to  
assert the demand. This example of a protocol may introduce a  
refined form of the WANT primitive, REQUIRE. In this  
10 example, REQUIRE allows a party to set terms that she decides  
are necessary for a contract to be formed, WANT may allow the  
party to set terms that are desirable but not essential. This  
permits a distinction between "must have" and "would like to  
have."

15 In this example, WANT primitives must always be  
answered by an ACCEPT, REJECT, or OFFER primitive. The  
ACCEPT primitive permits a negotiation process 3172 to accept  
a set of terms and conditions. The REJECT primitive permits a  
20 process 3172 to reject an offered set of terms and conditions.  
Rejecting a set of required terms and conditions may terminate  
the negotiation. OFFER permits a counter-offer to be made.

The HAVE, QUIT, and AGREEMENT primitives permit the negotiation protocols to pass information about rule sets. Shared knowledge negotiations may, for example, start with all negotiation processes 3172A-3172N asserting HAVE (my PERC) to the other processes. HAVE is also used when an impasse is reached and one process 3172 needs to let the other process 3172 know about permitted options. QUIT signals an unsuccessful end of the negotiation without reaching an agreement, while AGREEMENT signals a successful end of an agreement and passes the resulting "negotiated" PERC/URT 3160 to the other process(es) 3172 for signature.

In "trusted negotiator" negotiations, all parties provide their demands and preferences to a "trusted" negotiator and agree to be bound by her decision. This is similar to binding arbitration in today's society. VDE enables this mode of negotiation by providing an environment in which a "trusted" negotiation service may be created. VDE provides not only the mechanism by which demands, desires, and limits may be concisely specified (e.g., in PERCs), but in which the PERCs may be securely transferred to a "trusted" negotiation service along with a rule set that specifies how the negotiation will be conducted, and by providing a secure execution environment so that the negotiation process may not be tampered with. Trusted

negotiator services can be used at VDE sites where the integrity of the site is well known. Remote trusted negotiation services can be used by VDE sites that do not possess sufficient computing resources to execute one or more negotiation process(es); they can establish a communication link to a VDE site that provides this service and permits the service to handle the negotiation on their behalf.

"Zero-based" knowledge negotiations share some characteristics of the zero-based knowledge protocols used for authentication. It is well understood in the art how to construct a protocol that can determine if a remote site is the holder of a specific item without exchanging or exposing the item. This type of protocol can be constructed between two negotiation processes operating on at least one VDE site using a control set as their knowledge base. The negotiation processes may exchange information about their control sets, and may make demands and counter proposals regarding using their individual rule sets. For example, negotiation process A may communicate with negotiation process B to negotiate rights to read a book. Negotiation process A specifies that it will pay not more than \$10.00 for rights to read the book, and prefers to pay between \$5.00 and \$6.00 for this right. Process A's rule set also specifies that for the \$5.00 option, it will permit the release of the reader's

name and address. Process B's rule set specifies that it wants \$50.00 for rights to read the book, and will provide the book for \$5.50 if the user agrees to release information about himself.

The negotiation might go something like this:

5

Process A	<--- > Process B
Want (right to read, unrestricted)	---->
	<---- Have(right to
	read,
	unrestricted,
	\$50)
Offer (right to read, tender	----
user info)	>
	< ---- Have(right to
	read, tender
	user info,
	\$5.50)
Accept(right to read, tender	----
user info, \$5.50)	>

25 In the above example, process A first specifies that it desires the right to read the book without restrictions or other information release. This starting position is specified as a rights option in the PERC that process A is using as a rule. Process B checks its rules and determines that an unrestricted right to read is indeed permitted for a price of \$50. It replies to process A that these terms are available. Process A receives this reply and checks it against the control set in the PERC it uses as

a rule base. The \$50 is outside the \$10 limit specified for this control set, so Process A cannot accept the offer. It makes a counter offer (as described in another optional rights option) of an unrestricted right to read coupled with the release of the reader's name and address. The name and address fields are described in a DTD referenced by Process A's PERC. Process B checks its rules PERC and determines that an unrestricted right to read combined with the release of personal information is a permitted option. It compares the fields that would be released as described in the DTD provided by Process A against the desired fields in a DTD in its own PERC, and determines an acceptable match has occurred. It then sends an offer for unrestricted rights with the release of specific information for the cost of \$5.50 to Process A. Process A compares the right, restrictions, and fields against its rule set and determines that \$5.50 is within the range of \$5-\$6 described as acceptable in its rule set. It accepts the offer as made. The offer is sealed by both parties "signing" a new PERC that describes the results of the final negotiation (unrestricted rights, with release of user information, for \$5.50). The new PERC may be used by the owner of Process A to read the content (the book) subject to the described terms and conditions.

### Further Chain of Handling Model

As described in connection with Figure 2, there are four (4) "participant" instances of VDE 100 in one example of a VDE chain of handling and control used, for example, for content distribution. The first of these participant instances, the content creator 102, is manipulated by the publisher, author, rights owner or distributor of a literary property to prepare the information for distribution to the consumer. The second participant instance, VDE rights distributor 106, may distribute rights and may also administer and analyze customers' use of VDE authored information. The third participant instance, content user 112, is operated by users (included end-users and distributors) when they use information. The fourth participant instance, financial clearinghouse 116 enables the VDE related clearinghouse activities. A further participant, a VDE administrator, may provide support to keep VDE 100 operating properly. With appropriate authorizations and Rights Operating System components installed, any VDE electronic appliance 600 can play any or all of these participant roles.

20

Literary property is one example of raw material for VDE 100. To transfer this raw material into finished goods, the publisher, author, or rights owner uses tools to transform digital information (such as electronic books, databases, computer



software and movies) into protected digital packages called "objects." Only those consumers (or others along the chain of possession such as a redistributor) who receive permission from a distributor 106 can open these packages. VDE packaged content  
5 can be constrained by "rules and control information" provided by content creator 102 and/or content distributor 106—or by other VDE participants in the content's distribution pathway, i.e., normally by participants "closer" to the creation of the VDE secured package than the participant being constrained.

10

Once the content is packaged in an "object," the digital distribution process may begin. Since the information packages themselves are protected, they may be freely distributed on CD-ROM disks, through computer networks, or broadcast through  
15 cable or by airwaves. Informal "out of channel" exchange of protected packages among end-users does not pose a risk to the content property rights. This is because only authorized individuals may use such packages. In fact, such "out of channel" distribution may be encouraged by some content  
20 providers as a marginal cost method of market penetration. Consumers with usage authorizations (e.g., a VISA clearinghouse budget allowing a certain dollar amount of usage) may, for example, be free to license classes of out of channel

VDE protected packages provided to them, for example, by a neighbor.

5 To open a VDE package and make use of its content, an end-user must have permission. Distributors 106 can grant these permissions, and can very flexibly (if permitted by senior control information) limit or otherwise specify the ways in which package contents may be used. Distributors 106 and financial clearinghouses 116 also typically have financial responsibilities  
10 (they may be the same organization in some circumstances if desired). They ensure that any payments required from end-users fulfill their own and any other participant's requirements. This is achieved by auditing usage.

15 Distributors 106 using VDE 100 may include software publishers, database publishers, cable, television, and radio broadcasters, and other distributors of information in electronic form. VDE 100 supports all forms of electronic distribution, including distribution by broadcast or telecommunications, or by  
20 the physical transfer of electronic storage media. It also supports the delivery of content in homogeneous form, seamlessly integrating information from multiple distribution types with separate delivery of permissions, control mechanisms and content.

Distributors 106 and financial clearinghouses 116 may themselves be audited based on secure records of their administrative activities and a chain of reliable, "trusted" processes ensures the integrity of the overall digital distribution process. This allows content owners, for example, to verify that they are receiving appropriate compensation based on actual content usage or other agreed-upon bases.

Since the end-user 112 is the ultimate consumer of content in this example, VDE 100 is designed to provide protected content in a seamless and transparent way—so long as the end-user stays within the limits of the permissions she has received. The activities of end-user 112 can be metered so that an audit can be conducted by distributors 106. The auditing process may be filtered and/or generalized to satisfy user privacy concerns. For example, metered, recorded VDE content and/or appliance usage information may be filtered prior to reporting it to distributor 106 to prevent more information than necessary from being revealed about content user 112 and/or her usage.

20

VDE 100 gives content providers the ability to recreate important aspects of their traditional distribution strategies in electronic form and to innovatively structure new distribution mechanisms appropriate to their individual needs and

circumstances. VDE 100 supports relevant participants in the chain of distribution, and also enables their desired pricing strategies, access and redistribution permissions, usage rules, and related administrative and analysis procedures. The reusable functional primitives of VDE 100 can be flexibly combined by content providers to reflect their respective distribution objectives. As a result, content providers can feed their information into established distribution channels and also create their own personalized distribution channels.

10

A summary of the roles of the various participants of virtual distribution environment 100 is set forth in the table below:

15

Role	Description	
<b>Traditional Participants</b>		
Content creator	Packager and initial distributor of digital information	
Content owner	Owner of the digital information.	
Distributors	Provide rights distribution services for budgets and/or content.	
20	Auditor	Provides services for processing and reducing usage based audit trails.
Clearinghouse	Provides intermediate store and forward services for content and audit information. Also, typically provides a platform for other services, including third party financial providers and auditors.	

15	<b>Role</b>	<b>Description</b>
	Network provider	Provides communication services between sites and other participants.
	Financial providers	Provider of third party sources of electronic funds to end-users and distributors. Examples of this class of users are VISA, American Express, or a government.
	End Users	Consumers of information.
5	<b>Other Participants</b>	
	Redistributor	Redistributes rights to use content based on chain of handling restrictions from content providers and/or other distributors.
	VDE Administrator	Provider of trusted services for support of VDE nodes.
10	Independent Audit Processor	Provider of services for processing and summarizing audit trail data. Provides anonymity to end-users while maintaining the comprehensive audit capabilities required by the content providers.
	Agents	Provides distributed presence for end-users and other VDE participants.

Of these various VDE participants, the "redistributor," "VDE Administrator," "independent audit processor" and "agents" are, in certain respects "new" participants that may have no counterpart in many "traditional" business models. The other VDE participants (i.e., content provider, content owner, distributors, auditor, clearinghouse, network provider and

financial providers) have "traditional" business model counterparts in the sense that traditional distribution models often included non-electronic participants performing some of the same business roles they serve in the virtual distribution environment 100.

VDE distributors 106 may also include "end-users" who provide electronic information to other end-users. For example, Figure 77 shows a further example of a virtual distribution environment 100 chain of handling and control provided by the present invention. As compared to Figure 2, Figure 77 includes a new "client administrator" participant 700. In addition, Figure 77 shows several different content users 112(1), 112(2), . . . , 112(n) that may all be subject to the "jurisdiction" of the client administrator 700. Client administrator 700 may be, for example, a further rights distributor within a corporation or other organization that distributes rights to employees or other organization participant units (such as divisions, departments, networks, and or groups, etc.) subject to organization-specific "rules and control information." The client administrator 700 may fashion rules and control information for distribution, subject to "rules and control" specified by creator 102 and/or distributor 106.

As mentioned above, VDE administrator 116b is a trusted VDE node that supports VDE 100 and keeps it operating properly. In this example, VDE administrator 116b may provide, among others, any of all of the following:

- 5           • VDE appliance initialization services
- VDE appliance reinitialization/update services
- Key management services
- "Hot lists" of "rogue" VDE sites
- Certification authority services
- 10          • Public key registration
- Client participant unit content budgets and other  
            authorizations

15           All participants of VDE 100 have the innate ability to participate in any role. For example, users may gather together existing protected packages, add (create new content) packages of their own, and create new products. They may choose to serve as their own distributor, or delegate this responsibility to others. These capabilities are particularly important in the object  
20           oriented paradigm which is entering the marketplace today. The production of compound objects, object linking and embedding, and other multi-source processes will create a need for these capabilities of VDE 100. The distribution process provided by VDE 100 is symmetrical; any end-user may redistribute

information received to other end-users, provided they possess permission from and follow the rules established by the distribution chain VDE control information governing redistribution. End-users also may, within the same rules and permissions restriction, encapsulate content owned by others within newly published works and distribute these works independently. Royalty payments for the new works may be accessed by the publisher, distributors, or end-users, and may be tracked and electronically collected at any stage of the chain.

10

Independent financial providers can play an important role in VDE 100. The VDE financial provider role is similar to the role played by organizations such as VISA in traditional distribution scenarios. In any distribution model, authorizing payments for use of products or services and auditing usage for consistency and irregularities, is critical. In VDE 100, these are the roles filled by independent financial providers. The independent financial providers may also provide audit services to content providers. Thus, budgets or limits on use, and audits, or records of use, may be processed by (and may also be put in place by) clearinghouses 116, and the clearinghouses may then collect usage payments from users 112. Any VDE user 112 may assign the right to process information or perform services on their behalf to the extend allowed by senior control information.

15

20



The arrangement by which one VDE participant acts on behalf of another is called a "proxy." Audit, distribution, and other important rights may be "proxied" if permitted by the content provider. One special type of "proxy" is the VDE administrator

5 116b. A VDE administrator is an organization (which may be acting also as a financial clearinghouse 116) that has permission to manage (for example, "intervene" to reset) some portion or all of VDE secure subsystem control information for VDE electronic appliances. This administration right may extend only to

10 admitting new appliances to a VDE infrastructure and to recovering "crashed" or otherwise inoperable appliances, and providing periodic VDE updates.

15 **More On Object Creation, Distribution Methods, Budgets, and Audits**

VDE node electronic appliances 600 in the preferred embodiment can have the ability to perform object creation, distribution, audit collection and usage control functions

20 provided by the present invention. Incorporating this range of capabilities within each of many electronic appliances 600 provided by the preferred embodiment is important to a general goal of creating a single (or prominent) standard for electronic transactions metering, control, and billing, that, in its sum of

25 installations, constitutes a secure, trusted, virtual

transaction/distribution management environment. If, generally speaking, certain key functions were generally or frequently missing, at least in general purpose VDE node electronic appliances 600, then a variety of different products and different standards would come forth to satisfy the wide range of applications for electronic transaction/distribution management; a single consistent set of tools and a single "rational," trusted security and commercial distribution environment will not have been put in place to answer the pressing needs of the evolving "electronic highway." Certain forms of certain electronic appliances 600 containing VDE nodes which incorporate embedded dedicated VDE microcontrollers such as certain forms of video cassette players, cable television converters and the like may not necessarily have or need full VDE capabilities.

However, the preferred embodiment provides a number of distributed, disparately located electronic appliances 600 each of which desirably include authoring, distribution, extraction, audit, and audit reduction capabilities, along with object authoring capabilities.

20

The VDE object authoring capabilities provided by the preferred embodiment provides an author, for example, with a variety of menus for incorporating methods in a VDE object 300, including:

- menus for metering and/or billing methods which define how usage of the content portion of a VDE object is to be controlled,
- 5 • menus related to extraction methods for limiting and/or enabling users of a VDE object from extracting information from that object, and may include placing such information in a newly created and/or pre-existing VDE content container,,
- 10 • menus for specifying audit methods—that is, whether or not certain audit information is to be generated and communicated in some secure fashion back to an object provider, object creator, administrator, and/or
- 15 clearinghouse, and
- menus for distribution methods for controlling how an object is distributed, including for example, controlling distribution rights of different participant's "down" a VDE chain of
- 20 content container handling.

The authoring capabilities may also include procedures for distributing administrative budgets, object distribution control keys, and audit control keys to distributors and other VDE participants who are authorized to perform distribution and/or

auditing functions on behalf of the author, distributors, and/or themselves. The authoring capabilities may also include procedures for selecting and distributing distribution methods, audit methods and audit reduction methods, including for  
5 example, securely writing and/or otherwise controlling budgets for object redistribution by distributors to subsequent VDE chain of content handling participants.

The content of an object 300 created by an author may be  
10 generated with the assistance of a VDE aware application program or a non-VDE aware application program. The content of the object created by an author in conjunction with such programs may include text, formatted text, pictures, moving pictures, sounds, computer software, multimedia, electronic  
15 games, electronic training materials, various types of files, and so on, without limitation. The authoring process may encapsulate content generated by the author in an object, encrypt the content with one or more keys, and append one or more methods to define parameters of allowed use and/or  
20 required auditing of use and/or payment for use of the object by users (and/or by authorized users only). The authoring process may also include some or all aspects of distributing the object.

In general, in the preferred embodiment, an author can:

A. Specify what content is to be included in an object.

B. Specify content oriented methods including:

5 Information--typically abstract, promotional, identifying, scheduling, and/or other information related to the content and/or author

10 Content--e.g. list of files and/or other information resources containing content, time variables, etc.

C. Specify control information (typically a collection of methods related to one another by one or more permissions records, including any method defining variables) and any initial authorized user list including, for example:

15 Control information over Access & Extraction

20 Control information over Distribution

Control information over Audit

Processing

A VDE node electronic appliance 600 may, for example, distribute an object on behalf of an object provider if a VDE node

receives from an object provider administrative budget information for distributing the object and associated distribution key information.

5           A VDE node electronic appliance 600 may receive and process audit records on behalf of an object provider if that VDE node receives any necessary administrative budget, audit method, and audit key information (used, for example, to decrypt audit trails), from the object provider. An auditing-capable VDE  
10 electronic appliance 600 may control execution of audit reduction methods. "Audit reduction" in the preferred embodiment is the process of extracting information from audit records and/or processes that an object provider (e.g., any object provider along a chain of handling of the object) has specified to be reported to  
15 an object's distributors, object creators, client administrators, and/or any other user of audit information. This may include, for example, advertisers who may be required to pay for a user's usage of object content. In one embodiment, for example, a clearinghouse can have the ability to "append" budget, audit  
20 method, and/or audit key information to an object or class or other grouping of objects located at a user site or located at an object provider site to ensure that desired audit processes will take place in a "trusted" fashion. A participant in a chain of handling of a VDE content container and/or content container

control information object may act as a "proxy" for another party in a chain of handling of usage auditing information related to usage of object content (for example a clearinghouse, an advertiser, or a party interested in market survey and/or specific customer usage information). This may be done by specifying, for that other party, budget, audit method, and/or key information that may be necessary to ensure audit information is gathered and/or provided to, in a proper manner, said additional party. For example, employing specification information provided by said other party.

#### **Object Creation and Initial Control Structures**

The VDE preferred embodiment object creation and control structure design processes support fundamental configurability of control information. This enables VDE 100 to support a full range of possible content types, distribution pathways, usage control information, auditing requirements, and users and user groups. VDE object creation in the preferred embodiment employs VDE templates whose atomic elements represent at least in part modular control processes. Employing VDE creation software (in the preferred embodiment a GUI programming process) and VDE templates, users may create VDE objects 300 by, for example, partitioning the objects, placing "meta data" (e.g., author's name, creation date, etc.) into them,

and assigning rights associated with them and/or object content  
to, for example, a publisher and/or content creator. When an  
object creator runs through this process, she normally will go  
through a content specification procedure which will request  
5 required data. The content specification process, when satisfied,  
may proceed by, for example, inserting data into a template and  
encapsulating the content. In addition, in the preferred  
embodiment, an object may also automatically register its  
presence with the local VDE node electronic appliance 600 secure  
10 subsystem, and at least one permissions record 808 may be  
produced as a result of the interaction of template instructions  
and atomic methods, as well as one or more pieces of control  
structure which can include one or more methods, budgets,  
and/or etc. A registration process may require a budget to be  
15 created for the object. If an object creation process specifies an  
initial distribution, an administrative object may also be created  
for distribution. The administrative object may contain one or  
more permission records 808, other control structures, methods,  
and/or load modules.

20

Permissions records 808 may specify various control  
relationships between objects and users. For example, VDE 100  
supports both single access (e.g., one-to-one relationship between  
a user and a right user) and group access (any number of people



may be authorized as a group). A single permissions record 808 can define both single and group access. VDE 100 may provide "sharing," a process that allows multiple users to share a single control budget as a budget. Additional control structure concepts include distribution, redistribution, and audit, the latter supporting meter and budget information reduction and/or transfer. All of these processes are normally securely controlled by one or more VDE secure subsystems.

#### 10 **Templates and Classes**

VDE templates, classes, and flexible control structures support frameworks for organizations and individuals that create, modify, market, distribute, redistribute, consume, and otherwise use movies, audio recordings and live performances, magazines, telephony based retail sales, catalogs, computer software, information databases, multimedia, commercial communications, advertisements, market surveys, infomercials, games, CAD/CAM services for numerically controlled machines, and the like. As the context surrounding these classes changes or evolves, the templates provided by the preferred embodiment of the present invention can be modified to meet these changes for broad use, or more focused activities.

VDE 100 authoring may provide three inputs into a create process: Templates, user input and object content. Templates act as a set of control instructions and/or data for object control software which are capable of creating (and/or modifying) VDE objects in a process that interacts with user instructions and provided content to create a VDE object. Templates are usually specifically associated with object creation and/or control structures. Classes represent user groups which can include "natural" groups within an organization, such as department members, specific security clearance levels, etc., or ad hoc lists of individual's and/or VDE nodes.

For example, templates may be represented as text files defining specific structures and/or component assemblies. Templates, with their structures and/or component assemblies may serve as VDE object authoring or object control applications. A creation template may consist of a number of sub-templates, which, at the lowest level, represent an "atomic level" of description of object specification. Templates may present one or more models that describe various aspects of a content object and how the object should be created including employing secure atomic methods that are used to create, alter, and/or destroy permissions records 808 and/or associated budgets, etc.

5            Templates, classes (including user groups employing an  
             object under group access), and flexible control structures  
             including object "independent" permissions records (permissions  
             that can be associated with a plurality of objects) and structures  
10            that support budgeting and auditing as separate VDE processes,  
             help focus the flexible and configurable capabilities inherent  
             within authoring provided by the present invention in the  
             context of specific industries and/or businesses and/or  
             applications. VDE rationalizes and encompasses distribution  
15            scenarios currently employed in a wide array of powerful  
             industries (in part through the use of application or industry  
             specific templates). Therefore, it is important to provide a  
             framework of operation and/or structure to allow existing  
             industries and/or applications and/or businesses to manipulate  
20            familiar concepts related to content types, distribution  
             approaches, pricing mechanisms, user interactions with content  
             and/or related administrative activities, budgets, and the like.

20            The VDE templates, classes, and control structures are  
             inherently flexible and configurable to reflect the breadth of  
             information distribution and secure storage requirements, to  
             allow for efficient adaptation into new industries as they evolve,  
             and to reflect the evolution and/or change of an existing industry  
             and/or business, as well as to support one or more groups of

users who may be associated with certain permissions and/or budgets and object types. The flexibility of VDE templates, classes, and basic control structures is enhanced through the use of VDE aggregate and control methods which have a compound, conditional process impact on object control. Taken together, and employed at times with VDE administrative objects and VDE security arrangements and processes, the present invention truly achieves a content control and auditing architecture that can be configured to most any commercial distribution embodiment. Thus, the present invention fully supports the requirements and biases of content providers without forcing them to fit a predefined application model. It allows them to define the rights, control information, and flow of their content (and the return of audit information) through distribution channels.

**Modifying Object Content (Adding, Hiding, Modifying, Removing, and/or Extending)**

Adding new content to objects is an important aspect of authoring provided by the present invention. Providers may wish to allow one or more users to add, hide, modify, remove and/or extend content that they provide. In this way, other users may add value to, alter for a new purpose, maintain, and/or

otherwise change, existing content. The ability to add content to an empty and/or newly created object is important as well.

5 When a provider provides content and accompanying control information, she may elect to add control information that enables and/or limits the addition, modification, hiding and/or deletion of said content. This control information may concern:

- 10 ● the nature and/or location of content that may be added, hidden, modified, and/or deleted;
- portions of content that may be modified, hidden, deleted and/or added to;
- required secure control information over subsequent VDE container content usage in a chain of control and/or locally to added, hidden, and/or modified content;
- 15 ● requirements that provider-specified notices and/or portions of content accompany added, hidden, deleted and/or modified content and/or the fact that said adding, hiding, modification and/or deletion occurred;
- 20 ● secure management of limitations and/or requirements concerning content that may be removed, hidden and/or deleted from content,

including the amount and/or degree of  
addition, hiding, modification and/or deletion  
of content;

- 5
- providing notice to a provider or providers that  
modification, hiding, addition and/or deletion  
has occurred and/or the nature of said  
occurrence; and
  - other control information concerned with  
modification, addition, hiding, and/or deleting  
10 provider content.

15

A provider may use this control information to establish an  
opportunity for other users to add value to and/or maintain  
existing content in a controlled way. For example, a provider of  
software development tools may allow other users to add  
commentary and/or similar and/or complementary tools to their  
provided objects. A provider of movies may allow commentary  
and/or promotional materials to be added to their materials. A  
20 provider of CAD/CAM specifications to machine tool owners may  
allow other users to modify objects containing instructions  
associated with a specification to improve and/or translate said  
instructions for use with their equipment. A database owner  
may allow other users to add and/or remove records from a

provided database object to allow flexibility and/or maintenance of the database.

5 Another benefit of introducing control information is the opportunity for a provider to allow other users to alter content for a new purpose. A provider may allow other users to provide content in a new setting.

10 To attach this control information to content, a provider may be provided with, or if allowed, design and implement, a method or methods for an object that govern addition, hiding, modification and/or deletion of content. Design and implementation of such one or more methods may be performed using VDE software tools in combination with a PPE 650. The provider may then attach the method(s) to an object and/or provide them separately. A permissions record 808 may include requirements associated with this control information in combination with other control information, or a separate permissions record 808 may be used.

20

An important aspect of adding or modifying content is the choice of encryption/decryption keys and/or other relevant aspects of securing new or altered content. The provider may specify in their method(s) associated with these processes a

technique or techniques to be used for creating and/or selecting the encryption/decryption keys and/or other relevant aspect of securing new and/or altered content. For example, the provider may include a collection of keys, a technique for generating new  
5 keys, a reference to a load module that will generate keys, a protocol for securing content, and/or other similar information.

Another important implication is the management of new keys, if any are created and/or used. A provider may require  
10 that such keys and reference to which keys were used must be transmitted to the provider, or she may allow the keys and/or securing strategy to remain outside a provider's knowledge and/or control. A provider may also choose an intermediate course in which some keys must be transmitted and others may  
15 remain outside her knowledge and/or control.

An additional aspect related to the management of keys is the management of permissions associated with an object resulting from the addition, hiding, modification and/or deletion  
20 of content. A provider may or may not allow a VDE chain of control information user to take some or all of the VDE rules and control information associated with granting permissions to access and/or manipulate VDE managed content and/or rules and control information associated with said resulting object.



For example, a provider may allow a first user to control access to new content in an object, thereby requiring any other user of that portion of content to receive permission from the first user. This may or may not, at the provider's discretion, obviate the need for a user to obtain permission from the provider to access the object at all.

Keys associated with addition, modification, hiding and/or deletion may be stored in an independent permissions record or records 808. Said permissions record(s) 808 may be delivered to a provider or providers and potentially merged with an existing permissions record or records, or may remain solely under the control of the new content provider. The creation and content of an initial permissions record 808 and any control information over the permissions record(s) are controlled by the method(s) associated with activities by a provider. Subsequent modification and/or use of said permission record(s) may involve a provider's method(s), user action, or both. A user's ability to modify and/or use permissions record(s) 808 is dependent on, at least in part, the senior control information associated with the permissions record(s) of a provider.

**Distribution Control information**

To enable a broad and flexible commercial transaction environment, providers should have the ability to establish firm control information over a distribution process without unduly limiting the possibilities of subsequent parties in a chain of control. The distribution control information provided by the present invention allow flexible positive control. No provider is required to include any particular control, or use any particular strategy, except as required by senior control information.

Rather, the present invention allows a provider to select from generic control components (which may be provided as a subset of components appropriate to a provider's specific market, for example, as included in and/or directly compatible with, a VDE application) to establish a structure appropriate for a given chain of handling/control. A provider may also establish control information on their control information that enable and limit modifications to their control information by other users.

The administrative systems provided by the present invention generate administrative "events." These "events" correspond to activities initiated by either the system or a user that correspond to potentially protected processes within VDE. These processes include activities such as copying a permissions record, copying a budget, reading an audit trail record, copying a

method, updating a budget, updating a permissions record, updating a method, backing up management files, restoring management files, and the like. Reading, writing, modifying, updating, processing, and/or deleting information from any  
5 portion of any VDE record may be administrative events. An administrative event may represent a process that performs one or more of the aforementioned activities on one or more portions of one or more records.

10           When a VDE electronic appliance 600 encounters an administrative event, that event is typically processed in conjunction with a VDE PPE 650. As in the case of events generally related to access and/or use of content, in most cases administrative events are specified by content providers  
15 (including, for example, content creators, distributors, and/or client administrators) as an aspect of a control specified for an object, group and/or class of objects.

20           For example, if a user initiates a request to distribute permission to use a certain object from a desktop computer to a notebook computer, one of the administrative events generated may be to create a copy of a permissions record that corresponds to the object. When this administrative event is detected by ROS 602, an EVENT method for this type of event may be present. If

an EVENT method is present, there may also be a meter, a billing, and a budget associated with the EVENT method. Metering, billing, and budgeting can allow a provider to enable and limit the copying of a permissions record 808.

5

For example, during the course of processing a control program, a meter, a billing, and a budget and/or audit records may be generated and/or updated. Said audit records may record information concerning circumstances surrounding an administrative event and processing of said event. For example, an audit record may contain a reference to a user and/or system activity that initiated an event, the success or failure of processing said event, the date and/or time, and/or other relevant information.

10

15

Referring to the above example of a user with both a desktop and notebook computer, the provider of a permissions record may require an audit record each time a meter for copying said permissions record is processed. The audit record provides a flexible and configurable control and/or recording environment option for a provider.

20

In some circumstances, it may be desirable for a provider to limit which aspects of a control component may be modified,

5 updated, and/or deleted. "Atomic element definitions" may be used to limit the applicability of events (and therefore the remainder of a control process, if one exists) to certain "atomic elements" of a control component. For example, if a permissions record 808 is decomposed into "atomic elements" on the fields described in Figure 26, an event processing chain may be limited, for example, to a certain number of modifications of expiration date/time information by specifying only this field in an atomic element definition. In another example, a permissions record 808 may be decomposed into atomic elements based on control sets. In this example, an event chain may be limited to events that act upon certain control sets.

15 In some circumstances, it may be desirable for a provider to control how administrative processes are performed. The provider may choose to include in distribution records stored in secure database 610 information for use in conjunction with a component assembly 690 that controls and specifies, for example, how processing for a given event in relation to a given method and/or record should be performed. For example, if a provider wishes to allow a user to make copies of a permissions record 20 808, she may want to alter the permissions record internally. For example, in the earlier example of a user with a desktop and a notebook computer, a provider may allow a user to make copies

of information necessary to enable the notebook computer based  
on information present in the desktop computer, but not allow  
any further copies of said information to be made by the  
notebook VDE node. In this example, the distribution control  
5 structure described earlier would continue to exist on the  
desktop computer, but the copies of the enabling information  
passed to the notebook computer would lack the required  
distribution control structure to perform distribution from the  
notebook computer. Similarly, a distribution control structure  
10 may be provided by a content provider to a content provider who  
is a distributor in which a control structure would enable a  
certain number of copies to be made of a VDE content container  
object along with associated copies of permissions records, but  
the permissions records would be altered (as per specification of  
15 the content provider, for example) so as not to allow end-users  
who received distributor created copies from making further  
copies for distribution to other VDE nodes.

Although the preceding example focuses on one particular  
20 event (copying) under one possible case, similar processes may be  
used for reading, writing, modifying, updating, processing,  
and/or deleting information from records and/or methods under  
any control relationship contemplated by the present invention.  
Other examples include: copying a budget, copying a meter,

updating a budget, updating a meter, condensing an audit trail, and the like.

#### **Creating Custom Methods**

5           In the preferred embodiment of the present invention, methods may be created "at will," or aliased to another method. These two modes contribute to the superior configurability, flexibility, and positive control of the VDE distribution process. Generally, creating a method involves specifying the required  
10 attributes or parameters for the data portion of the method, and then "typing" the method. The typing process typically involves choosing one or more load modules to process any data portions of a method. In addition to the method itself, the process of method creation may also result in a method option subrecord for  
15 inclusion in, or modification of, a permissions record, and a notation in the distribution records. In addition to any "standard" load module(s) required for exercise of the method, additional load modules, and data for use with those load modules, may be specified if allowed. These event processing  
20 structures control the distribution of the method.

For example, consider the case of a security budget. One form of a typical budget might limit the user to 10Mb of decrypted data per month. The user wishes to move their rights

to use the relevant VDE content container object to their notebook. The budget creator might have limited the notebook to the same amount, half the original amount, a prorated amount based on the number of moves budgeted for an object, etc. A  
5 distribute method (or internal event processing structure) associated with the budget allows the creator of the budget to make a determination as to the methodology and parameters involved. Of course, different distribution methods may be required for the case of redistribution, or formal distribution of  
10 the method. The aggregate of these choices is stored in a permissions record for the method.

An example of the process steps used for the move of a budget record might look something like this:

- 15 1) Check the move budget (e.g., to determine the number of moves allowed)
- 2) Copy static fields to new record (e.g., as an encumbrance)
- 3) Decrement the Decr counter in the old record (the  
20 original budget)
- 4) Increment the Encumbrance counter in the old record
- 5) Write a distribution record
- 6) Write a Distribution Event Id to the new record



- 7) Increment the move meter
- 8) Decrement the move budget
- 9) Increment the Decr counter in the new record

5       **Creating a Budget**

In the preferred embodiment, to create a budget, a user manipulates a Graphical User Interface budget distribution application (e.g., a VDE template application). The user fills out any required fields for type(s) of budget, expiration cycle(s),  
10       auditor(s), etc. A budget may be specified in dollars, deutsche marks, yen, and/or in any other monetary or content measurement schema and/or organization. The preferred embodiment output of the application, normally has three basic elements. A notation in the distribution portion of secure  
15       database 610 for each budget record created, the actual budget records, and a method option record for inclusion in a permissions record. Under some circumstances, a budget process may not result in the creation of a method option since an existing method option may be being used. Normally, all of this  
20       output is protected by storage in secure database 610 and/or in one or more administrative objects.

There are two basic modes of operation for a budget distribution application in the preferred embodiment. In the

first case, the operator has an unlimited ability to specify budgets. The budgets resulting from this type of activity may be freely used to control any aspect of a distribution process for which an operator has rights, including for use with "security" budgets such as quantities limiting some aspect of usage. For example, if the operator is a "regular person," he may use these budgets to control his own utilization of objects based on a personal accounting model or schedule. If the operator is an authorized user at VISA, the resulting budgets may have broad implications for an entire distribution system. A core idea is that this mode is controlled strictly by an operator.

The second mode of operation is used to create "alias" budgets. These budgets are coupled to a preexisting budget in an operator's system. When an operator fills a budget, an encumbrance is created on the aliased budget. When these types of budgets are created, the output includes two method option subrecords coupled together: the method option subrecord for the aliased budget, and a method option subrecord for the newly created budget. In most cases, the alias budget can be used in place of the original budget if the budget creator is authorized to modify the method options within the appropriate required method record of a permissions record.

For example, assume that a user (client administrator) at a company has the company's VISA budget on her electronic appliance 600. She wants to distribute budget to a network of company users with a variety of preexisting budgets and requirements. She also wants to limit use of the company's VISA budget to certain objects. To do this, she aliases a company budget to the VISA budget. She then modifies (if so authorized) the permissions record for all objects that the company will allow their users to manipulate so that they recognize the company budget in addition to, or instead of, the VISA budget. She then distributes the new permissions records and budgets to her users. The audit data from these users is then reduced against the encumbrance on the company's VISA budget to produce a periodic billing.

15

In another example, a consumer wants to control his family's electronic appliance use of his VISA card, and prevent his children from playing too many video games, while allowing unlimited use of encyclopedias. In this case, he could create two budgets. The first budget can be aliased to his VISA card, and might only be used with encyclopedia objects (referenced to individual encyclopedia objects and/or to one or more classes of encyclopedia objects) that reference the aliased budget in their explicitly modified permissions record. The second budget could

20

be, for example, a time budget that he redistributes to the family for use with video game objects (video game class). In this instance, the second budget is a "self-replenishing" security/control budget, that allows, for example, two hours of use per day. The first budget operates in the same manner as the earlier example. The second budget is added as a new required method to permissions records for video games. Since the time budget is required to access the video games, an effective control path is introduced for requiring the second budget -- only permissions records modified to accept the family budget can be used by the children for video games and they are limited to two hours per day.

### Sharing and Distributing Rights and Budgets

#### 15           **Move**

The VDE "move" concept provided by the preferred embodiment covers the case of "friendly sharing" of rights and budgets. A typical case of "move" is a user who owns several machines and wishes to use the same objects on more than one of them. For example, a user owns a desktop and a notebook computer. They have a subscription to an electronic newspaper that they wish to read on either machine, i.e., the user wishes to move rights from one machine to the other.

An important concept within "move" is the idea of independent operation. Any electronic appliance 600 to which rights have been moved may contact distributors or clearinghouses independently. For example, the user mentioned  
5 above may want to take their notebook on the road for an extended period of time, and contact clearinghouses and distributors without a local connection to their desktop.

To support independent operation, the user should be able  
10 to define an account with a distributor or clearinghouse that is independent of the electronic appliance 600 she is using to connect. The transactions must be independently traceable and reconcilable among and between machines for both the end user and the clearinghouse or distributor. The basic operations of  
15 moving rights, budgets, and bitmap or compound meters between machines is also supported.

### **Redistribution**

Redistribution forms a UDE middle ground between the  
20 "friendly sharing" of "move," and formal distribution. Redistribution can be thought of as "anonymous distribution" in the sense that no special interaction is required between a creator, clearinghouse, or distributor and a redistributor. Of

course, a creator or distributor does have the ability to limit or prevent redistribution.

5 Unlike the "move" concept, redistribution does not imply independent operation. The redistributor serves as one point of contact for users receiving redistributed rights and/or budgets, etc. These users have no knowledge of, or access to, the clearinghouse (or and/or distributor) accounts of the redistributor. The redistributor serves as an auditor for the  
10 rights and/or budgets, etc. that they redistribute, unless specifically overridden by restrictions from distributors and/or clearinghouses. Since redistributees (recipients of redistributed rights and/or budgets, etc.) would place a relatively unquantifiable workload on clearinghouses, and furthermore,  
15 since a redistributor would be placing himself at an auditable risk (responsible for all redistributed rights and/or budgets, etc.), the audit of rights, budgets, etc. of redistributees by redistributors is assumed as the default case in the preferred embodiment.

20

### **Distribution**

Distribution involves three types of entity. Creators usually are the source of distribution. They typically set the control structure "context" and can control the rights which are

passed into a distribution network. Distributors are users who form a link between object (content) end users and object (content) creators. They can provide a two-way conduit for rights and audit data. Clearinghouses may provide independent financial services, such as credit and/or billing services, and can serve as distributors and/or creators. Through a permissions and budgeting process, these parties collectively can establish fine control over the type and extent of rights usage and/or auditing activities.

10

#### **Encumbrance**

An "encumbrance" is a special type of VDE budget. When that a budget distribution of any type occurs, an "encumbrance" may be generated. An encumbrance is indistinguishable from an original budget for right exercise (e.g., content usage payment) purposes, but is uniquely identified within distribution records as to the amount of the encumbrance, and all necessary information to complete a shipping record to track the whereabouts of an encumbrance. For right exercise purposes, an encumbrance is identical to an original budget; but for tracking purposes, it is uniquely identifiable.

20

In the preferred embodiment of the present invention, a Distribution Event ID will be used by user VDE nodes and by

clearinghouse services to track and reconcile encumbrances, even in the case of asynchronous audits. That is, the "new" encumbrance budget is unique from a tracking point of view, but indistinguishable from a usage point of view.

5

Unresolved encumbrances are a good intermediate control for a VDE distribution process. A suitable "grace period" can be introduced during which encumbrances must be resolved. If this period elapses, an actual billing or payment may occur.

10

However, even after the interval has expired and the billing and/or payment made, an encumbrance may still be outstanding and support later reconciliation. In this case, an auditor may allow a user to gain a credit, or a user may connect to a VDE node containing an encumbered budget, and resolve an amount as an internal credit. In some cases, missing audit trails may concern a distributor sufficiently to revoke redistribution privileges if encumbrances are not resolved within a "grace period," or if there are repeated grace period violations or if unresolved encumbrances are excessively large.

15

20

Encumbrances can be used across a wide variety of distribution modes. Encumbrances, when used in concert with aliasing of budgets, opens important additional distribution possibilities. In the case of aliasing a budget, the user places



himself in the control path for an object -- an aliased budget may only be used in conjunction with permissions records that have been modified to recognize it. An encumbrance has no such restrictions.

5

For example, a user may want to restrict his children's use of his electronic, VDE node VISA budget. In this case, the user can generate an encumbrance on his VISA budget for the children's family alias budget, and another for his wife that is a transparent encumbrance of the original VISA budget. BigCo may use a similar mechanism to distribute VISA budget to department heads, and aliased BigCo budget to users directly.

10

#### Account Numbers and User IDs

15

In the preferred embodiment, to control access to clearinghouses, users are assigned account numbers at clearinghouses. Account numbers provide a unique "instance" value for a secure database record from the point of view of an outsider. From the point of view of an electronic appliance 600 site, the user, group, or group/user ids provide the unique instance of a record. For example, from the point of view of VISA, your Gold Card belongs to account number #123456789. From the point of view of the electronic appliance site (for example, a server at a corporation), the Gold card might belong

20

to user id 1023. In organizations which have plural users and/or user groups using a VDE node, such users and/or user groups will likely be assigned unique user IDs. differing budgets and/or other user rights may be assigned to different users and/or user groups and/or other VDE control information may be applied on a differing manner to electronic content and/or appliance usage by users assigned with different such IDs. Of course, both a clearinghouse and a local site will likely have both pieces of information, but "used data" versus the "comment data" may differ based on perspective.

In the preferred embodiment case of "move," an account number stored with rights stays the same. In the preferred embodiment of other forms of distribution, a new account number is required for a distributee. This may be generated automatically by the system, or correspond to a methodology developed by a distributor or redistributor. Distributors maintain account numbers (and associated access secrets) in their local name services for each distributee. Conversely, distributees' name services may store account numbers based on user id for each distributor. This record usually is moved with other records in the case of move, or is generated during other forms of distribution.

Organizations (including families) may automatically assign unique user IDs when creating control information (e.g., a budget) for a new user or user group.

5                   **Requirements Record**

In order to establish the requirements, and potentially options, for exercising a right associated with a VDE content container object before one or more required permissions records are received for that object, a requirements record may exist in the private header of such an object. This record will help the user establish what they have, and what they need from a distributor prior to forming a connection. If the requirements or possibilities for exercising a particular right have changed since such an object was published, a modified requirements record may be included in a container with an object (if available and allowed), or a new requirements record may be requested from a distributor before registration is initiated. Distributors may maintain "catalogs" online, and/or delivered to users, of collections of requirements records and/or descriptive information corresponding to objects for which they may have ability to obtain and/or grant rights to other users.

10

15

20

### Passing an Audit

In the preferred embodiment of VDE there may be at least two types of auditing. In the case of budget distribution, billing records that reflect consumption of a budget generally need to be collected and processed. In the case of permissions distribution, usage data associated with an object are also frequently required.

In order to effect control over an object, a creator may establish the basic control information associated with an object. This is done in the formulation of permissions, the distribution of various security, administrative and/or financial budgets, and the level of redistribution that is allowed, etc. Distributors (and redistributors) may further control this process within the rights, budgets, etc. (senior control information) they have received.

For example, an object creator may specify that additional required methods may be added freely to their permissions records, establish no budget for this activity, and allow unlimited redistribution of this right. As an alternative example, a creator may allow moving of usage rights by a distributor to half a dozen subdistributors, each of whom can distribute 10,000 copies, but with no redistribution rights being allowed to be allocated to subdistributors' (redistributors') customers. As another example, a creator may authorize the moving of usage rights to only 10

VDE nodes, and to only one level of distribution (no redistribution). Content providers and other contributors of control information have the ability through the use of permissions records and/or component assemblies to control

5 rights other users are authorized to delegate in the permissions records they send to those users, so long as such right to control one, some, or all such rights of other users is either permitted or restricted (depending on the control information distribution model). It is possible and often desirable, using VDE, to

10 construct a mixed model in which a distributor is restricted from controlling certain rights of subsequent users and is allowed to control other rights. VDE control of rights distribution in some VDE models will in part or whole, at least for certain one or more “levels” of a distribution chain, be controlled by electronic content

15 control information providers who are either not also providers of the related content or provide only a portion of the content controlled by said content control information. for example, in certain models, a clearinghouse might also serve as a rights distribution agent who provides one or more rights to certain

20 value chain participants, which one or more rights may be “attached” to one or more rights to use the clearinghouse’s credit (if said clearinghouse is, at least in part, a financial clearinghouse (such a control information provider may alternatively, or in addition, restrict other users’ rights.

A content creator or other content control information provider may budget a user (such as a distributor) to create an unlimited number of permissions records for a content object, but revoke this right and/or other important usage rights through an expiration/termination process if the user does not report his usage (provide an audit report) at some expected one or more points in time and/or after a certain interval of time (and/or if the user fails to pay for his usage or violates other aspects of the agreement between the user and the content provider). This termination (or suspension or other specified consequence) can be enforced, for example, by the expiration of time-aged encryption keys which were employed to encrypt one or more aspects of control information. This same termination (or other specified consequence such as budget reduction, price increase, message displays on screen to users, messages to administrators, etc.) can also be the consequence of the failure by a user or the users VDE installation to complete a monitored process, such as paying for usage in electronic currency, failure to perform backups of important stored information (e.g., content and/or appliance usage information, control information, etc.), failure to use a repeated failure to use the proper passwords or other identifiers, etc.).

Generally, the collection of audit information that is collected for reporting to a certain auditor can be enforced by expiration and/or other termination processes. For example, the user's VDE node may be instructed (a) from an external source to no longer perform certain tasks, (b) carries within its control structure information informing it to no longer perform certain tasks, or (c) is otherwise no longer able to perform certain tasks. The certain tasks might comprise one or more enabling operations due to a user's (or installation's) failure to either report said audit information to said auditor and/or receive back a secure confirmation of receipt and/or acceptance of said audit information. If an auditor fails to receive audit information from a user (or some other event fails to occur or occur properly), one or more time-aged keys which are used, for example, as a security component of an embodiment of the present invention, may have their aging suddenly accelerated (completed) so that one or more processes related to said time-aged keys can no longer be performed.

20 **Authorization Access Tags and Modification Access Tags**

In order to enable a user VDE installation to pass audit information to a VDE auditing party such as a Clearinghouse, VDE allows a VDE auditing party to securely, electronically communicate with the user VDE installation and to query said

installation for certain or all information stored within said installation's secure sub-system, depending on said auditing party's rights (said party shall normally be unable to access securely stored information that said party is not expressly  
5 authorized to access, that is one content provider will normally not be authorized to access content usage information related to content provided by a different content provider). The auditing party asserts a secure secret (e.g., a secure tag) that represents the set of rights of the auditor to access certain information  
10 maintained by said subsystem. If said subsystem validates said tag, the auditing party may then receive auditing information that it is allowed to request and receive.

Great flexibility exists in the enforcement of audit trail  
15 requirements. For example, a creator (or other content provider or control information provider or auditor in an object's or audit report's chain of handling) may allow changes by an auditor for event trails, but not allow anyone but themselves to read those trails, and limit the redistribution of this right to, for example,  
20 six levels. Alternatively, a creator or other controlling party may give a distributor the right to process, for example, 100,000 audit records (and/or, for example, the right to process 12 audit records from a given user) before reporting their usage. If a creator or other controlling party desires, he may allow (and/or require)



5 separate (and containing different, a subset of, overlapping, or  
the same information) audit "packets" containing audit  
information, certain of said audit information to be processed by  
a distributor and certain other of said audit information to be  
10 passed back to the creator and/or other auditors (each receiving  
the same, overlapping, a subset of, or different audit  
information). Similarly, as long as allowed by, for example, an  
object creator, a distributor (or other content and/or control  
information provider) may require audit information to be passed  
15 back to it, for example, after every 50,000 audit records are  
processed (or any other unit of quantity and/or after a certain  
time interval and/or at a certain predetermined date) by a  
redistributor. In the preferred embodiment, audit rules, like  
other control structures, may be stipulated at any stage of a  
20 distribution chain of handling as long as the right to stipulate  
said rules has not been restricted by a more "senior" object  
and/or control information distributing (such as an auditing)  
participant.

20 Audit information that is destined for different auditors  
may be encrypted by different one or more encryption keys which  
have been securely provided by each auditor's VDE node and  
communicated for inclusion in a user's permissions record(s) as a  
required step, for example, during object registration. This can

provide additional security to further ensure (beyond the use of passwords and/or other identification information and other VDE security features) that an auditor may only access audit information to which he is authorized. In one embodiment, 5 encrypted (and/or unencrypted) "packets" of audit information (for example, in the form of administrative objects) may be bound for different auditors including a clearinghouse and/or content providers and/or other audit information users (including, for example, market analysts and/or list purveyors). The 10 information may pass successively through a single chain of handling, for example, user to clearinghouse to redistributor to distributor to publisher/object creator, as specified by VDE audit control structures and parameters. Alternatively, encrypted (or, normally less preferably, unencrypted) audit packets may be 15 required to be dispersed directly from a user to a plurality of auditors, some one or more who may have the responsibility to "pass along" audit packets to other auditors. In another embodiment, audit information may be passed, for example, to a clearinghouse, which may then redistribute all and/or 20 appropriate subsets of said information (and/or some processed result) to one or more other parties, said redistribution employing VDE secure objects created by said clearinghouse.

An important function of an auditor (receiver of audit information) is to pass administrative events back to a user VDE node in acknowledgement that audit information has been received and/or "recognized." In the preferred embodiment, the receipt and/or acceptance of audit information may be followed by two processes. The first event will cause the audit data at a VDE node which prepared an audit report to be deleted, or compressed into, or added to, one or more summary values. The second event, or set of events, will "inform" the relevant security (for example, termination and/or other consequence) control information (for example, budgets) at said VDE node of the audit receipt, modify expiration dates, provide key updates, and/or etc. In most cases, these events will be sent immediately to a site after an audit trail is received. In some cases, this transmission may be delayed to, for example, first allow processing of the audit trail and/or payment by a user to an auditor or other party.

In the preferred embodiment, the administrative events for content objects and independently distributed methods/component assemblies are similar, but not necessarily identical. For example, key updates for a budget may control encryption of a billing trail, rather than decryption of object content. The billing trail for a budget is in all respects a method event trail. In one embodiment, this trail must include sufficient

references into distribution records for encumbrances to allow  
reconciliation by a clearinghouse. This may occur, for example, if  
a grace period elapses and the creator of a budget allows  
unresolved encumbrances to ultimately yield automatic credits if  
5 an expired encumbrance is "returned" to the creator.

Delivery of audit reports through a path of handling may  
be in part insured by an inverse (return of information) audit  
method. Many VDE methods have at least two pieces: a portion  
10 that manages the process of producing audit information at a  
user's VDE node; and a portion that subsequently acts on audit  
data. In an example of the handling of audit information bound  
for a plurality of auditors, a single container object is received at  
a clearinghouse (or other auditor). This container may contain  
15 (a) certain encrypted audit information that is for the use of the  
clearinghouse itself, and (b) certain other encrypted audit  
information bound for other one or more auditor parties. The  
two sets of information may have the same, overlapping and in  
part different, or entirely different, information content.  
20 Alternatively, the clearinghouse VDE node may be able to work  
with some or all of the provided audit information. The audit  
information may be, in part, or whole, in some summary and/or  
analyzed form further processed at the clearinghouse and/or may  
be combined with other information to form a, at least in part,

derived set of information and inserted into one or more at least  
in part secure VDE objects to be communicated to said one or  
more (further) auditor parties. When an audit information  
container is securely processed at said clearinghouse VDE node  
5 by said inverse (return) audit method, the clearinghouse VDE  
node can create one or more VDE administrative objects for  
securely carrying audit information to other auditors while  
separately processing the secure audit information that is  
specified for use by said clearinghouse. Secure audit processes  
10 and credit information distribution between VDE participants  
normally takes place within the secure VDE "black box," that is  
processes are securely processed within secure VDE PPE650 and  
audit information is securely communicated between the VDE  
secure subsystems of vDE participants employing VDE secure  
15 communication techniques (e.g., public key encryption, and  
authentication).

This type of inverse audit method may specify the  
handling of returned audit information, including, for example,  
20 the local processing of audit information and/or the secure  
passing along of audit information to one or more auditor parties.  
If audit information is not passed to one or more other auditor  
parties as may be required and according to criteria that may  
have been set by said one or more other auditor parties and/or

content providers and/or control information providers during a permissions record specification and/or modification process, the failure to, for example, receive notification of successful transfer of required audit information by an auditor party, e.g., a content  
5 provider, can result in the disablement of at least some capability of the passing through party's VDE node (for example, disablement of the ability to further perform certain one or more VDE managed business functions that are related to object(s) associated with said audit or party). In this preferred  
10 embodiment example, when an object is received by an auditor, it is automatically registered and permissions record(s) contents are entered into the secure management database of the auditor's VDE node.

15 One or more permissions records that manage the creation and use of an audit report object (and may manage other aspects of object use as well) may be received by a user's system during an audit information reporting exchange (or other electronic interaction between a user and an auditor or auditor agent).  
20 Each received permissions record may govern the creation of the next audit report object. After the reporting of audit information, a new permissions record may be required at a user's VDE node to refresh the capability of managing audit report creation and audit information transfer for the next audit

reporting cycle. In our above example, enabling an auditor to supply one or more permissions records to a user for the purpose of audit reporting may require that an auditor (such as a clearinghouse) has received certain, specified permissions records itself from "upstream" auditors (such as, for example, content and/or other content control information providers). Information provided by these upstream permissions records may be integrated into the one or more permissions records at an auditor VDE (e.g., clearinghouse) installation that manage the permissions record creation cycle for producing administrative objects containing permissions records that are bound for users during the audit information reporting exchange. If an upstream auditor fails to receive, and/or is unable to process, required audit information, this upstream auditor may fail to provide to the clearinghouse (in this example) the required permissions record information which enables a distributor to support the next permission record creation/auditing cycle for a given one or more objects (or class of objects). As a result, the clearinghouse's VDE node may be unable to produce the next cycle's permissions records for users, and/or perform some other important process. This VDE audit reporting control process may be entirely electronic process management involving event driven VDE activities at both the intended audit information receiver and

sender and employing both their secure PPE650 and secure VDE communication techniques.

5 In the preferred embodiment, each time a user registers a new object with her own VDE node, and/or alternatively, with a remote clearinghouse and/or distributor VDE node, one or more permissions records are provided to, at least in part, govern the use of said object. The permissions records may be provided dynamically during a secure UDE registration process

10 (employing the VDE installation secure subsystem), and/or may be provided following an initial registration and received at some subsequent time, e.g. through one or more separate secure VDE communications, including, for example, the receipt of a physical arrangement containing or otherwise carrying said information.

15 At least one process related to the providing of the one or more permissions records to a user can trigger a metering event which results in audit information being created reflecting the user's VDE node's, clearinghouse's, and/or distributor's permissions records provision process. This metering process may not only

20 record that one or more permissions records have been created. It may also record the VDE node name, user name, associated object identification information, time, date, and/or other identification information. Some or all of this information can become part of audit information securely reported by a



clearinghouse or distributor, for example, to an auditing content creator and/or other content provider. This information can be reconciled by secure VDE applications software at a receiving auditor's site against a user's audit information passed through  
5 by said clearinghouse or distributor to said auditor. For each metered one or more permissions records (or set of records) that were created for a certain user (and/or VDE node) to manage use of certain one or more VDE object(s) and/or to manage the creation of VDE object audit reports, it may be desirable that an  
10 auditor receive corresponding audit information incorporated into an, at least in part, encrypted audit report. This combination of metering of the creation of permissions records; secure, encrypted audit information reporting processes; secure VDE subsystem reconciliation of metering information reflecting  
15 the creation of registration and/or audit reporting permissions with received audit report detail; and one or more secure VDE installation expiration and/or other termination and/or other consequence processes; taken together significantly enhances the integrity of the VDE secure audit reporting process as a trusted,  
20 efficient, commercial environment.

**Secure Document Management Example**

VDE 100 may be used to implement a secure document management environment. The following are some examples of how this can be accomplished.

5

In one example, suppose a law firm wants to use VDE 100 to manage documents. In this example, a law firm that is part of a litigation team might use VDE in the following ways:

- 10
1. to securely control access to, and/or other usage of, confidential client records,
  2. to securely control access, distribution, and/or other rights to documents and memoranda created at the law firm,

15

  3. to securely control access and other use of research materials associated with the case,
  4. to securely control access and other use, including distribution of records, documents, and notes associated with the case,

20

  5. to securely control how other firms in the litigation team may use, including change, briefs that have been distributed for comment and review,
  6. to help manage client billing.

5 The law firm may also use VDE to electronically file briefs with the court (presuming the court is also VDE capable) including providing secure audit verification of the ID (e.g., digital signature) of filers and other information pertinent to said filing procedure.

10 In this example, the law firm receives in VDE content containers documents from their client's VDE installation secure subsystem(s). Alternatively, or in addition, the law firm may receive either physical documents which may be scanned into electronic form, and/or they receive electronic documents which have not yet been placed in VDE containers. The electronic form of a document is stored as a VDE container (object) associated with the specific client and/or case. The VDE container  
15 mechanism supports a hierarchical ordering scheme for organizing files and other information within a container; this mechanism may be used to organize the electronic copies of the documents within a container. A VDE container is associated with specific access control information and rights that are  
20 described in one or more permissions control information sets (PERCs) associated with that container. In this example, only those members of the law firm who possess a VDE instance, an appropriate PERC, and the VDE object that contains the desired document, may use the document. Alternatively or in addition, a

law firm member may use a VDE instance which has been installed on the law firm's network server. In this case, the member must be identified by an appropriate PERC and have access to the document containing VDE object (in order to use the server VDE installation). Basic access control to electronic documents is enabled using the secure subsystem of one or more user VDE installations.

VDE may be used to provide basic usage control in several ways. First, it permits the "embedding" of multiple containers within a single object. Embedded objects permit the "nesting" of control structures within a container. VDE also extends usage control information to an arbitrary granular level (as opposed to a file based level provided by traditional operating systems) and provides flexible control information over any action associated with the information which can be described as a VDE controlled process. For example, simple control information may be associated with viewing the one or more portions of documents and additional control information may be associated with editing, printing and copying the same and/or different one or more portions of these same documents.

In this example, a "client" container contains all documents that have been provided by the client (documents

received in other containers can be securely extracted and embedded into the VDE client container using VDE extraction and embedding capabilities). Each document in this example is stored as an object within the parent, client VDE container. The

5 "client" container also has several other objects embedded within it; one for each attorney to store their client notes, one (or more) for research results and related information, and at least one for copies of letters, work papers, and briefs that have been created by the law firm. The client container may also contain other

10 information about the client, including electronic records of billing, time, accounting, and payments. Embedding VDE objects within a parent VDE content container provides a convenient way to securely categorize and/or store different information that shares similar control information. All client

15 provided documents may, for example, be subject to the same control structures related to use and non-disclosure. Attorney notes may be subject to control information, for example, their use may be limited to the attorney who created the notes and those attorneys to whom such creating attorney expressly grants

20 access rights. Embedded containers also provide a convenient mechanism to control collections of dissimilar information. For example, the research object(s) may be stored in the form of (or were derived from) VDE "smart objects" that contain the results of research performed by that object. Research results related to

one aspect of the case retrieved from a VDE enabled LEXIS site might be encapsulated as one smart object; the results of another session related to another (or the same) aspect of the case may be encapsulated as a different object. Smart objects are used in this example to help show that completely disparate and separately delivered control information may be incorporated into a client container as desired and/or required to enforce the rights of providers (such as content owners).

Control structures may be employed to manage any variety of desired granularities and/or logical document content groupings; a document, page, paragraph, topically related materials, etc. In this example, the following assumptions are made: client provided documents are controlled at the page level, attorney notes are controlled at the document level on an attorney by attorney basis, court filings and briefs are controlled at a document level, research information is controlled at whatever level the content provider specifies at the time the research was performed, and certain highly confidential information located in various of the above content may be identified as subject to display and adding comments only, and only by the lead partner attorneys, with only the creator and/or embedder of a given piece of content having the right to be otherwise used (printed, extracted, distributed, etc).

In general, container content in this example is controlled with respect to distribution of rights. This control information are associated at a document level for all internally generated documents, at a page level for client level documents, and at the  
5 level specified by the content provider for research documents.

VDE control information can be structured in either complex or simple structures, depending on the participant's desires. In some cases, a VDE creator will apply a series of  
10 control structure definitions that they prefer to use (and that are supported by the VDE application managing the specification of rules and control information, either directly, or through the use of certified application compatible VDE component assemblies.

15 In this example, the law firm sets up a standard VDE client content container for a new client at the time they accept the case. A law firm VDE administrator would establish a VDE group for the new client and add the VDE IDs of the attorneys at the firm that are authorized to work on the case, as well as  
20 provide, if appropriate, one or more user template applications. These templates provide, for example, one or more user interfaces and associated control structures for selection by users of additional and/or alternative control functions (if allowed by senior control information), entry of control parameter data,

and/or performing user specific administrative tasks. The administrator uses a creation tool along with a predefined creation template to create the container. This creation template specifies the document usage (including distribution control information) for documents as described above. Each electronic document from the client (including letters, memoranda, E-mail, spreadsheet, etc.) are then added to the container as separate embedded objects. Each new object is created using a creation template that satisfies that the default control structures specified with the container as required for each new object of a given type.

As each attorney works on the case, they may enter notes into an object stored within the client's VDE container. These notes may be taken using a VDE aware word processor already in use at the law firm. In this example, a VDE redirector handles the secure mapping of the word processor file requests into the VDE container and its objects through the use of VDE control processes operating with one or more VDE PPEs.

Attorney note objects are created using the default creation template for the document type with assistance from the attorney if the type cannot be automatically determined from the content. This permits VDE to automatically detect and protect



the notes at the predetermined level, e.g. document, page, paragraph.

Research can be automatically managed using VDE.

5 Smart objects can be, used to securely search out, pay for if necessary, and retrieve information from VDE enabled information resources on the information highway.

10 Examples of such resources might include LEXIS, Westlaw, and other related legal databases. Once the information is retrieved, it may be securely embedded in the VDE content client container. If the smart object still contains unreleased information, the entire smart object may be embedded in the client's VDE container. This places the  
15 unreleased information under double VDE control requirements: those associated with releasing the information from smart object (such as payment and/or auditing requirements) and those associated with access to, or other usage of, client information of the specified type.

20

Briefs and other filings may be controlled in a manner similar to that for attorney notes. The filings may be edited using the standard word processors in the law firm; with usage control structures controlling who may review, change, and/or

add to the document (or, in a more sophisticated example, a certain portion of said document). VDE may also support electronic filing of briefs by providing a trusted source for time/date stamping and validation of filed documents.

5

When the client and attorney want to exchange confidential information over electronic mail or other means, VDE can play an important role in ensuring that information exchanged under privilege, properly controlled, and not  
10 inappropriately released and/or otherwise used. The materials (content) stored in a VDE content container object will normally be encrypted. Thus wrapped, a VDE object may be distributed to the recipient without fear of unauthorized access and/or other use. The one or more authorized users who have received an  
15 object are the only parties who may open that object and view and/or manipulate and/or otherwise modify its contents and VDE secure auditing ensures a record of all such user content activities. VDE also permits the revocation of rights to use  
20 client/attorney privileged information if such action becomes necessary, for example, after an administrator review of user usage audit information.

### Large Organization Example

In a somewhat more general example, suppose an organization (e.g., a corporation or government department) with thousands of employees and numerous offices disposed throughout a large geographic area wishes to exercise control over distribution of information which belongs to said organization (or association). This information may take the form of formal documents, electronic mail messages, text files, multimedia files, etc., which collectively are referred to as "documents."

Such documents may be handled by people (referred to as "users") and/or by computers operating on behalf of users. The documents may exist both in electronic form for storage and transmission and in paper form for manual handling.

These documents may originate wholly within the organization, or may be created, in whole or in part, from information received from outside the organization. Authorized persons within the organization may choose to release documents, in whole or in part, to entities outside the organization. Some such entities may also employ VDE 100 for document control, whereas others may not.

### Document Control Policies

5 The organization as a whole may have a well-defined policy for access control to, and/or other usage control of documents. This policy may be based on a "lattice model" of information flow, in which documents are characterized as having one or more hierarchical "classification" security attributes 9903 and zero or more non-hierarchical "compartment" security attributes, all of which together comprise a sensitivity security attribute.

10

The classification attributes may designate the overall level of sensitivity of the document as an element of an ordered set. For example, the set "unclassified," "confidential," "secret," "top secret" might be appropriate in a government setting, and 15 the set "public," "internal," "confidential," "registered confidential" might be appropriate in a corporate setting.

20 The compartment attributes may designate the document's association with one or more specific activities within the organization, such as departmental subdivisions (e.g., "research," "development," "marketing") or specific projects within the organization.

Each person using an electronic appliance 600 would be assigned, by an authorized user, a set of permitted sensitivity attributes to designate those documents, or one or more portions of certain document types, which could be processed in certain one or more ways, by the person's electronic appliance. A document's sensitivity attribute would have to belong to the user's set of permitted sensitivity values to be accessible.

In addition, the organization may desire to permit users to exercise control over specific documents for which the user has some defined responsibility. As an example, a user (the "originating user") may wish to place an "originator controlled" ("ORCON") restriction on a certain document, such that the document may be transmitted and used only by those specific other users whom he designates (and only in certain, expressly authorized ways). Such a restriction may be flexible if the "distribution list" could be modified after the creation of the document, specifically in the event of someone requesting permission from the originating user to transmit the document outside the original list of authorized recipients. The originating user may wish to permit distribution only to specific users, defined groups of users, defined geographic areas, users authorized to act in specific organizational roles, or a combination of any or all such attributes.

In this example, the organization may also desire to permit users to define a weaker distribution restriction such that access to a document is limited as above, but certain or all information within the document may be extracted and redistributed without  
5 further restriction by the recipients.

The organization and/or originating users may wish to know to what uses or geographic locations a document has been distributed. The organization may wish to know where  
10 documents with certain protection attributes have been distributed, for example, based on geographic information stored in site configuration records and/or name services records.

A user may wish to request a "return receipt" for a  
15 distributed document, or may wish to receive some indication of how a document has been handled by its recipients (e.g., whether it has been viewed, printed, edited and/or stored), for example, by specifying one or more audit requirements (or methods known to have audit requirements) in a PERC associated with such  
20 document(s).

#### **User Environment**

In an organization (or association) such as that described above, users may utilize a variety of electronic appliances for

processing and managing documents. This may include personal computers, both networked and otherwise, powerful single-user workstations, and servers or mainframe computers. To provide support for the control information described in this example, each electronic appliance that participates in use and management of VDE-protected documents may be enhanced with a VDE secure subsystem supporting an SPE 503 and/or HPE 655.

10 In some organizations, where the threats to secure operation are relatively low, an HPE 655 may suffice. In other organizations (e.g., government defense), it may be necessary to employ an SPE 503 in all situations where VDE-protected documents are processed. The choice of enhancement environment and technology may be different in different of the organization. Even if different types of PPE 650 are used within an organization to serve different requirements, they may be compatible and may operate on the same types (or subsets of types) of documents.

20

Users may employ application programs that are customized to operate in cooperation with the VDE for handling of VDE-protected documents. Examples of this may include VDE-aware document viewers, VDE aware electronic mail

systems, and similar applications. Those programs may communicate with the PPE 650 component of a user's electronic appliance 600 to make VDE-protected documents available for use while limiting the extent to which their contents may be  
5 copied, stored, viewed, modified, and/or transmitted and/or otherwise further distributed outside the specific electronic appliance.

Users may wish to employ commercial, off-the-shelf  
10 ("COTS") operating systems and application programs to process the VDE-protected documents. One approach to permit the use of COTS application programs and operating systems would be to allow such use only for documents without restrictions on redistribution. The standard VDE operating system redirector  
15 would allow users to access VDE-protected documents in a manner equivalent to that for files. In such an approach, however, a chain of control for metering and/or auditing use may be "broken" to some extent at the point that the protected object was made available to the COTS application. The fingerprinting  
20 (watermarking) techniques of VDE may be used to facilitate further tracking of any released information.



A variety of techniques may be used to protect printing of protected documents, such as, for example: server-based decryption engines, special fonts for "fingerprinting," etc.

5           Another approach to supporting COTS software would use the VDE software running on the user's electronic appliance to create one or more "virtual machine" environments in which COTS operating system and application programs may run, but from which no information may be permanently stored or  
10 otherwise transmitted except under control of VDE. Such an environment would permit VDE to manage all VDE-protected information, yet may permit unlimited use of COTS applications to process that information within the confines of a restricted environment. The entire contents of such an environment could  
15 be treated by VDE 100 as an extension to any VDE-protected documents read into the environment. Transmission of information out of the environment could be governed by the same rules as the original document(s).

20           **"Coarse-Grain" Control Capabilities**

As mentioned above, an organization may employ VDE-enforced control capabilities to manage the security, distribution, integrity, and control of entire documents. Some examples of these capabilities may include:

- 5
- 1) A communication channel connecting two or more electronic appliances 600 may be assigned a set of permitted sensitivity attributes. Only documents whose sensitivity attributes belong to this set would be permitted to be transmitted over the channel. This could be used to support the Device Labels requirement of the Trusted Computer System Evaluation Criteria (TCSEC).
- 10
- 2) A writable storage device (e.g., fixed disk, diskette, tape drive, optical disk) connected to or incorporated in an electronic appliance 600 may be assigned a set of permitted sensitivity attributes. Only documents whose sensitivity attributes belong to this set would be permitted to be stored on the device. This could be used to support the TCSEC Device Labels requirement.
- 15
- 3) A document may have a list of users associated with it representing the users who are permitted to "handle" the document. This list of users may represent, for example, the only users who may view the document, even if other users receive the document container, they could not manipulate the
- 20

contents. This could be used to support the standard ORCON handling caveat.

- 5
- 4) A document may have an attribute designating its originator and requiring an explicit permission to be granted by an originator before the document's content could be viewed. This request for permission may be made at the time the document is accessed by a user, or, for example, at the time one
- 10
- user distributes the document to another user. If permission is not granted, the document could not be manipulated or otherwise used.
- 15
- 5) A document may have an attribute requiring that each use of the document be reported to the document's originator. This may be used by an originator to gauge the distribution of the document. Optionally, the report may be required to have been made successfully before any use of the document is
- 20
- permitted, to ensure that the use is known to the controlling party at the time of use. Alternatively, for example, the report could be made in a deferred ("batch") fashion.

- 5
- 6) A document may have an attribute requiring that each use of the document be reported to a central document tracking clearinghouse. This could be used by the organization to track specific documents, to identify documents used by any particular user and/or group of users to track documents with specific attributes (e.g., sensitivity), etc. Optionally, for example, the report may be required to have been made successfully before any use of the
- 10
- document is permitted.
- 15
- 7) A VDE protected document may have an attribute requiring that each use of the document generate a "return receipt," to an originator. A person using the document may be required to answer specific questions in order to generate a return receipt, for example by indicating why the document is of interest, or by indicating some knowledge of the document's contents (after reading it). This may be used as assurance that the document had been
- 20
- handled by a person, not by any automated software mechanism.

- 5
- 8) A VDE protected document's content may be made available to a VDE-unaware application program in such a way that it is uniquely identifiable (traceable) to a user who caused its release. Thus, if the released form of the document is further distributed, its origin could be determined. This may be done by employing VDE "fingerprinting" for content release. Similarly, a printed VDE protected document may be marked in a similar, VDE
- 10
- fingerprinted unique way such that the person who originally printed the document could be determined, even if copies have since been made.
- 15
- 9) Usage of VDE protected documents could be permitted under control of budgets that limit (based on size, time of access, etc.) access or other usage of document content. This may help prevent wholesale disclosure by limiting the number of VDE
- 20
- documents accessible to an individual during a fixed time period. For example, one such control might permit a user, for some particular class of documents, to view at most 100 pages/day, but only print 10 pages/day and permit printing only on weekdays between nine and five. As a further

example, a user might be restricted to only a certain quantity of logically related, relatively "contiguous" and/or some other pattern (such as limiting the use of a database's records based upon the quantity of records that share a certain identifier in field) of VDE protected document usage to identify, for example, the occurrence of one or more types of excessive database usage (under normal or any reasonable circumstances). As a result, VDE content providers can restrict usage of VDE content to acceptable usage characteristics and thwart and/or identify (for example, by generating an exception report for a VDE administrator or organization supervisor) user attempts to inappropriately use, for example, such an information database resource.

These control capabilities show some examples of how VDE can be used to provide a flexible, interactive environment for tracking and managing sensitive documents. Such an environment could directly trace the flow of a document from person to person, by physical locations, by organizations, etc. It would also permit specific questions to be answered such as "what persons outside the R&D department have received any

R&D-controlled document.” Because the control information is carried with each copy of a VDE protected document, and can ensure that central registries are updated and/or that originators are notified of document use, tracking can be prompt and accurate.

This contrasts with traditional means of tracking paper documents: typically, a paper-oriented system of manually collected and handled receipts is used. Documents may be individually copy-numbered and signed for, but once distributed are not actively controlled. In a traditional paper-oriented system, it is virtually impossible to determine the real locations of documents; what control can be asserted is possible only if all parties strictly follow the handling rules (which are at best inconvenient).

The situation is no better for processing documents within the context of ordinary computer and network systems. Although said systems can enforce access control information based on user identity, and can provide auditing mechanisms for tracking accesses to files, these are low-level mechanisms that do not permit tracking or controlling the flow of content. In such systems, because document content can be freely copied and manipulated, it is not possible to determine where document

content has gone, or where it came from. In addition, because the control mechanisms in ordinary computer operating systems operate at a low level of abstraction, the entities they control are not necessarily the same as those that are manipulated by users.

5 This particularly causes audit trails to be cluttered with voluminous information describing uninteresting activities.

### **Fine-Grain<sup>®</sup> Control Capabilities**

In addition to controlling and managing entire documents, users may employ customized VDE-aware application software to control and manage individual modifications to documents.

10

Examples of these capabilities include the following:

- 1) A VDE content user may be permitted to append further information to a VDE document to indicate a proposed alternative wording. This proposed alteration would be visible to all other users (in addition to the original text) of the document but would (for example) be able to be incorporated into the actual text only by the document's owner.

15

20

- 2) A group of VDE users could be permitted to modify one or more parts of a document in such a way that each individual alteration would be unambiguously



5 traceable to the specific user who performed it. The rights to modify certain portions of a document, and the extension of differing sets of rights to different users, allows an organization or secure environment to provide differing permissions enabling different rights to users of the same content.

10 3) A group of users could create a VDE document incrementally, by building it from individual contributions. These contributions would be bound together within a single controlled document, but each would be individually identified, for example, through their incorporation in VDE content containers as embedded container objects.

15 4) VDE control and management capabilities could be used to track activities related to individual document areas, for instance recording how many times each section of a document was viewed.

20

#### **Example - VDE Protected Content Repository**

As the "Digital Highway" emerges, there is increased discussion concerning the distribution of content across networks and, in particular, public networks such as the Internet. Content

may be made available across public networks in several ways including:

- 5                   •     “mailing” content to a user in response to a request or advance purchase (sending a token representing the commitment of electronic funds or credit to purchase an item);
  
- 10                  •     supporting content downloadable from an organization’s own content repository, such a repository comprising, for example, a store of products (such as software programs) and/or a store of information resources, normally organized into one or more databases; and
  
- 15                  •     supporting a public repository into which other parties can deposit their products for redistribution to customers (normally by making electronic copies for distribution to a customer in response to a request).

20

One possible arrangement of VDE nodes involves use of one or more “repositories.” A repository, for example, may serve as a location from which VDE participants may retrieve VDE content containers. In this case, VDE users may make use of a

network to gain access to a "server" system that allows one or more VDE users to access an object repository containing VDE content containers.

5           Some VDE participants may create or provide content and/or VDE content container objects, and then store content and/or content objects at a repository so that other participants may access such content from a known and/or efficiently organized (for retrieval) location. For example, a VDE repository  
10 (portion of a VDE repository, multiple VDE repositories, and/or providers of content to such repositories) may advertise the availability of certain types of VDE protected content by sending out email to a list of network users. If the network users have secure VDE subsystems in their electronic appliances, they may  
15 then choose to access such a repository directly, or through one or more smart agents and, using an application program for example, browse (and/or electronically search) through the offerings of VDE managed content available at the repository, download desirable VDE content containers, and make use of  
20 such containers. If the repository is successful in attracting users who have an interest in such content, VDE content providers may determine that such a repository is a desirable location(s) to make their content available for easy access by users. If a repository, such as CompuServe, stores content in

non-encrypted (plaintext) form, it may encrypt "outgoing"  
content on an "as needed" basis through placing such content in  
VDE content containers with desired control information, and  
may employ VDE secure communications techniques for content  
5 communication to VDE participants.

VDE repositories may also offer other VDE services. For  
example, a repository may choose to offer financial services in  
the form of credit from the repository that may be used to pay  
10 fees associated with use of VDE objects obtained from the  
repository. Alternatively or in addition, a VDE repository may  
perform audit information clearinghouse services on behalf of  
VDE creators or other participants (e.g. distributors,  
redistributors, client administrators, etc.) for usage information  
15 reported by VDE users. Such services may include analyzing  
such usage information, creating reports, collecting payments,  
etc.

A "full service" VDE repository may be very attractive to  
20 both providers and users of VDE managed content. Providers of  
VDE managed content may desire to place their content in a  
location that is well known to users, offers credit, and/or  
performs audit services for them. In this case, providers may be  
able to focus on creating content, rather than managing the

administrative processes associated with making content available in a "retail" fashion, collecting audit information from many VDE users, sending and receiving bills and payments, etc. VDE users may find the convenience of a single location (or an integrated arrangement of repositories) appealing as they are attempting to locate content of interest. In addition, a full service VDE repository may serve as a single location for the reporting of usage information generated as a consequence of their use of VDE managed content received from a VDE repository and/or, for example, receiving updated software (e.g. VDE-aware applications, load modules, component assemblies, non VDE-aware applications, etc.) VDE repository services may be employed in conjunction with VDE content delivery by broadcast and/or on physical media, such as CD-ROM, to constitute an integrated array of content resources that may be browsed, searched, and/or filtered, as appropriate, to fulfill the content needs of VDE users.

A public repository system may be established and maintained as a non-profit or for-profit service. An organization offering the service may charge a service fee, for example, on a per transaction basis and/or as a percentage of the payments by, and/or cost of, the content to users. A repository service may supply VDE authoring tools to content creators, publishers,

distributors, and/or value adding providers such that they may apply rules and controls that define some or all of the guidelines managing use of their content and so that they may place such content into VDE content container objects.

5

A repository may be maintained at one location or may be distributed across a variety of electronic appliances, such as a variety of servers (e.g. video servers, etc.) which may be at different locations but nonetheless constitute a single resource.

10

A VDE repository arrangement may employ VDE secure communications and VDE node secure subsystems ("protected processing environments"). The content comprising a given collection or unit of information desired by a user may be spread across a variety of physical locations. For example, content

15

representing a company's closing stock price and the activity (bids, lows, highs, etc.) for the stock might be located at a World Wide Web server in New York, and content representing an analysis of the company (such as a discussions of the company's history, personnel, products, markets, and/or competitors) might

20

be located on a server in Dallas. The content might be stored using VDE mechanisms to secure and audit use. The content might be maintained in clear form if sufficient other forms of security are available at such one or more of sites (e.g. physical security, password, protected operating system, data encryption,

or other techniques adequate for a certain content type). In the latter instances, content may be at least in part encrypted and placed in VDE containers as it streams out of a repository so as to enable secure communication and subsequent VDE usage control and usage consequence management.

5  
10  
15  
20

A user might request information related to such a company including stock and other information. This request might, for example, be routed first through a directory or a more sophisticated database arrangement located in Boston. This arrangement might contain pointers to, and retrieve content from, both the New York and Dallas repositories. This information content may, for example, be routed directly to the user in two containers (e.g. such as a VDE content container object from Dallas and a VDE content container object from New York). These two containers may form two VDE objects within a single VDE container (which may contain two content objects containing the respective pieces of content from Dallas and New York) when processed by the user's electronic appliance. Alternatively, such objects might be integrated together to form a single VDE container in Boston so that the information can be delivered to the user within a single container to simplify registration and control at the user's site. The information content from both locations may be stored as separate

information objects or they may be joined into a single,  
integrated information object (certain fields and/or categories in  
an information form or template may be filled in by one resource  
and other fields and/or categories may be filled by information  
5 provided by a different resource). A distributed database may  
manage such a distributed repository resource environment and  
use VDE to secure the storing, communicating, auditing, and/or  
use of information through VDE's electronic enforcement of VDE  
controls. VDE may then be used to provide both consistent  
10 content containers and content control services.

An example of one possible repository arrangement 3300 is  
shown in Figure 78. In this example, a repository 3302 is  
connected to a network 3304 that allows authors 3306A, 3306B,  
15 3306C, and 3306D; a publisher 3308; and one or more end users  
3310 to communicate with the repository 3302 and with each  
other. A second network 3312 allows the publisher 3308,  
authors 3306E and 3306F, an editor 3314, and a librarian 3316  
to communicate with each other and with a local repository 3318.  
20 The publisher 3308 is also directly connected to author 3306E.  
In this example, the authors 3306 and publisher 3308 connect to  
the repository 3302 in order to place their content into an  
environment in which end users 3310 will be able to gain access  
to a broad selection of content from a common location.



In this example, the repository has two major functional areas: a content system 3302A and a clearinghouse system 3302B. The content system 3302A is comprised of a user/author registration system 3320, a content catalog 3322, a search mechanism 3324, content storage 3326, content references 3328, and a shipping system 3330 comprised of a controls packager 3322, a container packager 3334, and a transaction system 3336. The clearinghouse system 3302B is comprised of a user/author registration system 3338; template libraries 3340; a control structure library 3342; a disbursement system 3344; an authorization system 3346 comprised of a financial system 3348 and a content system 3350; a billing system 3352 comprised of a paper system 3354, a credit card system 3356, and an electronic funds transfer (EFT) system 3358; and an audit system 3360 comprised of a receipt system 3362, a response system 3364, a transaction system 3366, and an analysis system 3368.

In this example, author 3306A creates content in electronic form that she intends to make broadly available to many end users 3310, and to protect her rights through use of VDE. Author 3306A transmits a message to the repository 3302 indicating her desire to register with the repository to distribute her content. In response to this message, the user/author registration system 3320 of the content system 3302A, and the

5 user/author registration system 3338 of the clearinghouse system  
3302B transmit requests for registration information to author  
3306A using the network 3304. These requests may be made in  
an on-line interactive mode; or they may be transmitted in a  
5 batch to author 3306A who then completes the requested  
information and transmits it as a batch to the repository 3302; or  
some aspects may be handled on-line (such as basic identifying  
information) and other information may be exchanged in a batch  
mode.

10

Registration information related to the content system  
3302A may, for example, include:

- 15 • a request that Author 3306A provide information  
concerning the types and/or categories of content  
proposed for storage and access using the repository,
  
- 20 • the form of abstract and/or other identifying  
information required by the repository—in addition  
to providing author 3306A with an opportunity to  
indicate whether or not author 3306A generally  
includes other information with content submissions  
(such as promotional materials, detailed information  
regarding the format of submitted content, any  
equipment requirements that should or must be met

for potential users of submitted content to successfully exploit its value, etc.),

- 5                   ● requests for information from author 3306A concerning where the content is to be located (stored at the repository, stored at author 3306A's location, stored elsewhere, or some combination of locations),
  
- 10                   ● what general search characteristics should be associated with content submissions (e.g. whether abstracts should be automatically indexed for searches by users of the repository, the manner in which content titles, abstracts, promotional materials, relevant dates, names of performers and/or authors, or other information related to  
15 content submissions may or should be used in lists of types of content and/or in response to searches, etc.), and/or
  
- 20                   ● how content that is stored at and/or passed through the repository should be shipped (including any container criteria, encryption requirements, transaction requirements related to content transmissions, other control criteria, etc.)

The information requested from author 3306A by the user/author registration system of the clearinghouse may, for example, consist of:

- 5                   •     VDE templates that author 3306A may or must make use of in order to correctly format control information such that, for example, the audit system 3360 of the clearinghouse system 3302B is properly authorized to receive and/or process usage information related to content submitted by author 10                   3306A,
  
- VDE control information available from the clearinghouse 3302B that may or must be used by author 3306A (and/or included by reference) in some 15                   or all of the VDE component assemblies created and/or used by author 3306A associated with submitted content,
  
- the manner in which disbursement of any funds 20                   associated with usage of content provided by, passed through, or collected by the repository clearinghouse system 3302B should be made,

- the form and/or criteria of authorizations to use submitted content and/or financial transactions associated with content,
- 5 • the acceptable forms of billing for use of content and/or information associated with content (such as analysis reports that may be used by others),
- 10 • how VDE generated audit information should be received,
- how responses to requests from users should be managed,
- 15 • how transactions associated with the receipt of audit information should be formatted and authorized,
- how and what forms of analysis should be performed on usage information, and/or
- 20 • under what circumstances (if any) usage information and/or analysis results derived from VDE controlled content usage information should be managed (including to whom they may or must be delivered,

the form of delivery, any control information that  
may be associated with use of such information, etc.)

5           The repository 3302 receives the completed registration  
information from author 3306A and uses this information to  
build an account profile for author 3306A. In addition, software  
associated with the authoring process may be transmitted to  
author 3306A. This software may, for example, allow author  
3306A to place content into a VDE content container with  
10       appropriate controls in such a way that many of the decisions  
associated with creating such containers are made automatically  
to reflect the use of the repository 3302 as a content system  
and/or a clearinghouse system (for example, the location of  
content, the party to contact for updates to content and/or  
15       controls associated with content, the party or parties to whom  
audit information may and/or must be transmitted and the  
pathways for such communication, the character of audit  
information that is collected during usage, the forms of payment  
that are acceptable for use of content, the frequency of audit  
20       transmissions required, the frequency of billing, the form of  
abstract and/or other identifying information associated with  
content, the nature of at least a portion of content usage control  
information, etc.)

Author 3306A makes use of a VDE authoring application to specify the controls and the content that she desires to place within a VDE content container, and produces such a container in accordance with any requirements of the repository 3302.

5 Such a VDE authoring application may be, for example, an application provided by the repository 3302 which can help ensure adherence to repository content control requirements such as the inclusion of one or more types of component assemblies or other VDE control structures and/or required  
10 parameter data, an application received from another party, and/or an application created by author 3306A in whole or in part. Author 3306A then uses the network 3304 to transmit the container and any deviations from author 3306A's account profile that may relate to such content to the repository 3302. The  
15 repository 3302 receives the submitted content, and then -- in accordance with any account profile requirements, deviations and/or desired options in this example—makes a determination as to whether the content was produced within the boundaries of any content and/or control information requirements of the  
20 repository and therefore should be placed within content storage or referenced by a location pointer or the like. In addition to placing the submitted content into content storage or referencing such content's location, the repository 3302 may also make note of characteristics associated with such submitted content in the

5 search mechanism 3324, content references 3328, the shipping system 3330, and/or the relevant systems of the clearinghouse system 3302B related to templates and control structures, authorizations, billing and/or payments, disbursements, and/or audits of usage information.

10 During an authoring process, author 3306A may make use of VDE templates. Such templates may be used as an aspect of a VDE authoring application. For example, such templates may be used in the construction of a container as described above.

15 Alternatively or in addition, such templates may also be used when submitted content is received by the repository 3302. References to such templates may be incorporated by author 3306A as an aspect of constructing a container for submitted content (in this sense the container delivered to the repository may be in some respects "incomplete" until the repository "completes" the container through use of indicated templates).

20 Such references may be required for use by the repository 3302 (for example, to place VDE control information in place to fulfill an aspect of the repository's business or security models such as one or more map tables corresponding to elements of content necessary for interacting with other VDE control structures to accommodate certain metering, billing, budgeting, and/or other usage and/or distribution related controls of the repository).



For example, if content submitted by author 3306A consists of a periodical publication, a template delivered to the author by the repository 3302 when the author registers at the repository may be used as an aspect of an authoring application manipulated by the author in creating a VDE content container for such a periodical. Alternatively or in addition, a template designed for use with periodical publications may be resident at the repository 3302, and such a template may be used by the repository to define, in whole or in part, control structures associated with such a container. For example, a VDE template designed to assist in formulating control structures for periodical publications might indicate (among other things) that:

- usage controls should include a meter method that records each article within a publication that a user opens,
- a certain flat rate fee should apply to opening the periodical regardless of the number of articles opened, and/or
- a record should be maintained of every advertisement that is viewed by a user.

If content is maintained in a known and/or identifiable format, such a template may be used during initial construction of a container without author 3306A's intervention to identify any map tables that may be required to support such recording and billing actions. If such a VDE template is unavailable to author 5 3306A, she may choose to indicate that the container submitted should be reconstructed (e.g. augmented) by the repository to include the VDE control information specified in a certain template or class of templates. If the format of the content is 10 known and/or identifiable by the repository, the repository may be able to reconstruct (or "complete") such a container automatically.

One factor in a potentially ongoing financial relationship 15 between the repository and author 3306A may relate to usage of submitted content by end users 3310. For example, author 3306A may negotiate an arrangement with the repository wherein the repository is authorized to keep 20% of the total revenues generated from end users 3310 in exchange for 20 maintaining the repository services (e.g. making content available to end users 3310, providing electronic credit, performing billing activities, collecting fees, etc.) A financial relationship may be recorded in control structures in flexible and configurable ways. For example, the financial relationship

described above could be created in a VDE container and/or installation control structure devised by author 3306A to reflect author 3306A's financial requirements and the need for a 20% split in revenue with the repository wherein all billing activities related to usage of submitted content could be processed by the repository, and control structures representing reciprocal methods associated with various component assemblies required for use of author 3306A's submitted content could be used to calculate the 20% of revenues. Alternatively, the repository may independently and securely add and/or modify control structures originating from author 3306A in order to reflect an increase in price. Under some circumstances, author 3306A may not be directly involved (or have any knowledge of) the actual price that the repository charges for usage activities, and may concern herself only with the amount of revenue and character of usage analysis information that she requires for her own purposes, which she specifies in VDE control information which governs the use, and consequences of use, of VDE controlled content.

Another aspect of the relationship between authors and the repository may involve the character of transaction recording requirements associated with delivery of VDE controlled content and receipt of VDE controlled content usage audit information. For example, author 3306A may require that the repository

make a record of each user that receives a copy of content from the repository. Author 3306A may further require collection of information regarding the circumstances of delivery of content to such users (e.g. time, date, etc.) In addition, the repository may  
5 elect to perform such transactions for use internally (e.g. to determine patterns of usage to optimize systems, detect fraud, etc.)

In addition to recording information regarding delivery of  
10 such VDE controlled content, author 3306A may have required or requested the repository to perform certain VDE container related processes. For example, author 3306A may want differing abstract and/or other descriptive information delivered to different classes of users. In addition, author 3306A may wish  
15 to deliver promotional materials in the same container as submitted content depending on, for example, the character of usage exhibited by a particular user (e.g. whether the user has ever received content from author 3306A, whether the user is a regular subscriber to author 3306A's materials, and/or other  
20 patterns that may be relevant to author 3306A and/or the end user that are used to help determine the mix of promotional materials delivered to a certain VDE content end user.) In another example, author 3306A may require that VDE

fingerprinting be performed on such content prior to transmission of content to an end user.

5 In addition to the form and/or character of content shipped to an end user, authors may also require certain encryption related processes to be performed by the repository as an aspect of delivering content. For example, author 3306A may have required that the repository encrypt each copy of shipped content using a different encryption key or keys in order to help  
10 maintain greater protection for content (e.g. in case an encryption key was "cracked" or inadvertently disclosed, the "damage" could be limited to the portion(s) of that specific copy of a certain content deliverable). In another example, encryption functions may include the need to use entirely different  
15 encryption algorithms and/or techniques in order to fulfill circumstantial requirements (e.g. to comply with export restrictions). In a further example, encryption related processes may include changing the encryption techniques and/or algorithms based on the level of trustedness and/or tamper  
20 resistance of the VDE site to which content is delivered.

In addition to transaction information gathered when content is shipped from a VDE repository to an end user, the repository may be required to keep transaction information

related to the receipt of usage information, requests, and/or responses to and/or from end users 3310. For example, author 3306A may require the repository to keep a log of some or all connections made by end users 3310 related to transmissions and or reception of information related to the use of author 3306A's content (e.g. end user reporting of audit information, end user requests for additional permissions information, etc.)

Some VDE managed content provided to end users 3310 through the repository may be stored in content storage. Other information may be stored elsewhere, and be referenced through the content references. In the case where content references are used, the repository may manage the user interactions in such a manner that all repository content, whether stored in content storage or elsewhere (such as at another site), is presented for selection by end users 3310 in a uniform way, such as, for example, a consistent or the same user interface. If an end user requests delivery of content that is not stored in content storage, the VDE repository may locate the actual storage site for the content using information stored in content references (e.g. the network address where the content may be located, a URL, a filesystem reference, etc.) After the content is located, the content may be transmitted across the network to the repository or it may be delivered directly from where it is stored to the

requesting end user. In some circumstances (e.g. when container modification is required, when encryption must be changed, if financial transactions are required prior to release, etc.), further processing may be required by the repository in order to prepare  
5 such VDE managed content and/or VDE content container for transmission to an end user.

In order to provide a manageable user interface to the content available to VDE repository end users 3310 and to  
10 provide administrative information used in the determination of control information packaged in VDE content containers shipped to end users 3310, the repository in this example includes a content catalog 3322. This catalog is used to record information related to the VDE content in content storage, and/or content  
15 available through the repository reflected in content references. The content catalog 3322 may consist of titles of content, abstracts, and other identifying information. In addition, the catalog may also indicate the forms of electronic agreement and/or agreement VDE template applications (offering optional,  
20 selectable control structures and/or one or more opportunities to provide related parameter data) that are available to end users 3310 through the repository for given pieces of content in deciding, for example, options and/or requirements for: what type(s) of information is recorded during such content's use, the

charge for certain content usage activities, differences in charges based on whether or not certain usage information is recorded and/or made available to the repository and/or content provider, the redistribution rights associated with such content, the reporting frequency for audit transmissions, the forms of credit and/or currency that may be used to pay certain fees associated with use of such content, discounts related to certain volumes of usage, discounts available due to the presence of rights associated with other content from the same and/or different content providers, sales, etc. Furthermore, a VDE repository content catalog 3322 may indicate some or all of the component assemblies that are required in order to make use of content such that the end user's system and the repository can exchange messages to help ensure that any necessary VDE component assemblies or other VDE control information is identified, and if necessary and authorized, are delivered along with such content to the end user (rather than, for example, being requested later after their absence has been detected during a registration and/or use attempt).

20

In order to make use of the VDE repository in this example, an end user must register with the repository. In a manner similar to that indicated above in the case of an author, a VDE end user transmits a message from her VDE installation



to the repository across the network indicating that she wishes to make use of the services provided by the repository (e.g. access content stored at and/or referenced by the repository, use credit provided by the repository, etc.) In response to this message, the

5 user/author registration systems of the content system 3302A and the clearinghouse system 3302B of the repository transmit requests for information from the end user (e.g. in an on-line and/or batch interaction). The information requested by the user/author registration system of the content system 3302A may

10 include type(s) of content that the user wishes to access, the characteristics of the user's electronic appliance 600, etc. The information requested by the user/author registration system of the clearinghouse system 3302B may include whether the user wishes to establish a credit account with the clearinghouse

15 system 3302B, what other forms of credit the user may wish to use for billing purposes, what other clearinghouses may be used by the end user in the course of interacting with content obtained from the repository, any general rules that the user has established regarding their preferences for release and handling

20 of usage analysis information, etc. Once the end user has completed the registration information and transmitted it to the repository, the repository may construct an account profile for the user. In this example, such requests and responses are

handled by secure VDE communications between secure VDE subsystems of both sending and receiving parties.

5 In order to make use of the repository, the end user may operate application software. In this example, the end user may either make use of a standard application program (e.g. a World Wide Web browser such as Mosaic), or they may make use of application software provided by the repository after completion of the registration process. If the end user chooses to make use of the application software provided by the repository, they may 10 be able to avoid certain complexities of interaction that may occur if a standard package is used. Although standardized packages are often relatively easy to use, a customized package that incorporates VDE aware functionality may provide an easier to use interface for a user. In addition, certain 15 characteristics of the repository may be built in to the interface to simplify use of the services (e.g. similar to the application programs provided by America Online).

20 The end user may connect to the repository using the network. In this example, after the user connects to the repository, an authentication process will occur. This process can either be directed by the user (e.g. through use of a login and password protocol) or may be established by the end user's

electronic appliance secure subsystems interacting with a repository electronic appliance in a VDE authentication. In either event, the repository and the user must initially ensure that they are connected to the correct other party. In this  
5 example, if secured information will flow between the parties, a VDE secured authentication must occur, and a secure session must be established. On the other hand, if the information to be exchanged has already been secured and/or is available without authentication (e.g. certain catalog information, containers that  
10 have already been encrypted and do not require special handling, etc.), the "weaker" form of login/password may be used.

Once an end user has connected to the VDE repository and authentication has occurred, the user may begin manipulating  
15 and directing their user interface software to browse through a repository content catalog 3322 (e.g. lists of publications, software, games, movies, etc.), use the search mechanism to help locate content of interest, schedule content for delivery, make inquiries of account status, availability of usage analysis  
20 information, billing information, registration and account profile information, etc. If a user is connecting to obtain content, the usage requirements for that content may be delivered to them. If the user is connecting to deliver usage information to the repository, information related to that transmission may be

delivered to them. Some of these processes are described in more detail below.

5 In this example, when an end user requests content from the VDE repository (e.g. by selecting from a menu of available options), the content system 3302A locates the content either in the content references and/or in content storage. The content system 3302A may then refer to information stored in the content catalog 3322, the end user's account profile, and/or the author's account profile to determine the precise nature of  
10 container format and/or control information that may be required to create a VDE content container to fulfill the end user's request. The shipping system then accesses the clearinghouse system 3302B to gather any necessary additional control  
15 structures to include with the container, to determine any characteristics of the author's and/or end user's account profiles that may influence either the transaction(s) associated with delivering the content to the end user or with whether the transaction may be processed. If the transaction is authorized,  
20 and all elements necessary for the container are available, the controls packager forms a package of control information appropriate for this request by this end user, and the container packager takes this package of control information and the content and forms an appropriate container (including any

permissions that may be codeliverable with the container, incorporating any encryption requirements, etc.) If required by the repository or the author's account profile, transactions related to delivery of content are recorded by the transaction system of the shipping system. When the container and any transactions related to delivery have been completed, the container is transmitted across the network to the end user.

An end user may make use of credit and/or currency securely stored within the end user's VDE installation secure subsystem to pay for charges related to use of VDE content received from the repository, and/or the user may maintain a secure credit and/or currency account remotely at the repository, including a "virtual" repository where payment is made for the receipt of such content by an end user. This later approach may provide greater assurance for payment to the repository and/or content providers particularly if the end user has only an HPE based secure subsystem. If an end user electronic credit and/or currency account is maintained at the repository in this example, charges are made to said account based on end user receipt of content from the repository. Further charges to such a remote end user account may be made based on end user usage of such received content and based upon content usage information communicated to the repository clearinghouse system 3302B.

In this example, if an end user does not have a relationship established with a financial provider (who has authorized the content providers whose content may be obtained through use of the repository to make use of their currency and/or credit to pay for any usage fees associated with such provider's content) and/or if an end user desires a new source of such credit, the end user may request credit from the repository clearinghouse system 3302B. If an end user is approved for credit, the repository may extend credit in the form of credit amounts (e.g. recorded in one or more UDEs) associated with a budget method managed by the repository. Periodically, usage information associated with such a budget method is transmitted by the end user to the audit system of the repository. After such a transmission (but potentially before the connection is terminated), an amount owing is recorded for processing by the billing system, and in accordance with the repository's business practices, the amount of credit available for use by the end user may be replenished in the same or subsequent transmission. In this example, the clearinghouse of the repository supports a billing system with a paper system for resolving amounts owed through the mail, a credit card system for resolving amounts owed through charges to one or more credit cards, and an electronic funds transfer system for resolving such amounts through direct debits to a bank account. The repository may

automatically make payments determined by the disbursement system for monies owed to authors through use of similar means. Additional detail regarding the audit process is provided below.

5           As indicated above, end users 3310 in this example will periodically contact the VDE repository to transmit content usage information (e.g. related to consumption of budget, recording of other usage activities, etc.), replenish their budgets, modify their account profile, access usage analysis information,  
10           and perform other administrative and information exchange activities. In some cases, an end user may wish to contact the repository to obtain additional control structures. For example, if an end user has requested and obtained a VDE content  
15           container from the repository, that container is typically shipped to the end user along with control structures appropriate to the content, the author's requirements and account profile, the end  
          user's account profile, the content catalog 3322, and/or the circumstances of the delivery (e.g. the first delivery from a particular author, a subscription, a marketing promotion,  
20           presence and/or absence of certain advertising materials, requests formulated on behalf of the user by the user's local VDE instance, etc.) Even though, in this example, the repository may have attempted to deliver all relevant control structures, some containers may include controls structures that allow for options

that the end user did not anticipate exercising (and the other criteria did not automatically select for inclusion in the container) that the end user nonetheless determines that they would like to exercise. In this case, the end user may wish to  
5 contact the repository and request any additional control information (including, for example, control structures) that they will need in order to make use of the content under such option.

For example, if an end user has obtained a VDE content  
10 container with an overall control structure that includes an option that records of the number of times that certain types of accesses are made to the container and further bases usage fees on the number of such accesses, and another option within the overall control structure allows the end user to base the fees paid  
15 for access to a particular container based on the length of time spent using the content of the container, and the end user did not originally receive controls that would support this latter form of usage, the repository may deliver such controls at a later time and when requested by the user. In another example, an author  
20 may have made changes to their control structures (e.g. to reflect a sale, a new discounting model, a modified business strategy, etc.) which a user may or must receive in order to use the content container with the changed control structures. For example, one or more control structures associated with a certain VDE content



container may require a "refresh" for continued authorization to employ such structures, or the control structures may expire. This allows (if desired) a VDE content provider to periodically modify and/or add to VDE control information at an end user's site (employing the local VDE secure subsystem).

Audit information (related to usage of content received from the repository) in this example is securely received from end users 3310 by the receipt system 3362 of the clearinghouse. As indicated above, this system may process the audit information and pass some or all of the output of such a process to the billing system and/or transmit such output to appropriate content authors. Such passing of audit information employs secure VDE pathway of reporting information handling techniques. Audit information may also be passed to the analysis system in order to produce analysis results related to end user content usage for use by the end user, the repository, third party market researchers, and/or one or more authors. Analysis results may be based on a single audit transmission, a portion of an audit transmission, a collection of audit transmissions from a single end user and/or multiple end users 3310, or some combination of audit transmissions based on the subject of analysis (e.g. usage patterns for a given content element or collection of elements, usage of certain categories of

content, payment histories, demographic usage patterns, etc.)

5 The response system 3364 is used to send information to the end user to, for example, replenish a budget, deliver usage controls, update permissions information, and to transmit certain other information and/or messages requested and/or required by an end user in the course of their interaction with the clearinghouse. During the course of an end user's connections and transmissions to and from the clearinghouse, certain transactions (e.g. time, date, and/or purpose of a connection  
10 and/or transmission) may be recorded by the transaction system of the audit system to reflect requirements of the repository and/or authors.

Certain audit information may be transmitted to authors.  
15 For example, author 3306A may require that certain information gathered from an end user be transmitted to author 3306A with ~~no~~ processing by the audit system. In this case, the fact of the transmission may be recorded by the audit system, but author 3306A may have elected to perform their own usage analysis  
20 rather than (or in addition to) permitting the repository to access, otherwise process and/or otherwise use this information. The repository in this example may provide author 3306A with some of the usage information related to the repository's budget method received from one or more end users 3310 and generated

by the payment of fees associated with such users' usage of  
content provided by author 3306A . In this case, author 3306A  
may be able to compare certain usage information related to  
content with the usage information related to the repository's  
5 budget method for the content to analyze patterns of usage (e.g.  
to analyze usage in light of fees, detect possible fraud, generate  
user profile information, etc.) Any usage fees collected by the  
clearinghouse associated with author 3306A's content that are  
due to author 3306A will be determined by the disbursement  
10 system of the clearinghouse. The disbursement system may  
include usage information (in complete or summary form) with  
any payments to author 3306A resulting from such a  
determination. Such payments and information reporting may  
be an entirely automated sequence of processes occurring within  
15 the VDE pathway from end user VDE secure subsystems, to the  
clearinghouse secure subsystem, to the author's secure  
subsystem.

In this example, end users 3310 may transmit VDE  
20 permissions and/or other control information to the repository  
3302 permitting and/or denying access to usage information  
collected by the audit system for use by the analysis system.  
This, in part, may help ensure end user's privacy rights as it  
relates to the usage of such information. Some containers may

require, as an aspect of their control structures, that an end user make usage information available for analysis purposes. Other containers may give an end user the option of either allowing the usage information to be used for analysis, or denying some or all such uses of such information. Some users may elect to allow analysis of certain information, and deny this permission for other information. End users 3310 in this example may, for example, elect to limit the granularity of information that may be used for analysis purposes (e.g. an end user may allow analysis of the number of movies viewed in a time period but disallow use of specific titles, an end user may allow release of their ZIP code for demographic analysis, but disallow use of their name and address, etc.) Authors and/or the repository 3302 may, for example, choose to charge end users 3310 smaller fees if they agree to release certain usage information for analysis purposes.

In this example, the repository 3302 may receive content produced by more than one author. For example, author B, author C, and author D may each create portions of content that will be delivered to end users 3310 in a single container. For example, author B may produce a reference work. Author C may produce a commentary on author B's reference work, and author D may produce a set of illustrations for author B's reference work and author C's commentary. Author B may collect together

author C's and author D's content and add further content (e.g. the reference work described above) and include such content in a single container which is then transmitted to the repository 3302. Alternatively, each of the authors may transmit their works to the repository 3302 independently, with an indication that a template should be used to combine their respective works prior to shipping a container to an end user. Still alternatively, a container reflecting the overall content structure may be transmitted to the repository 3302 and some or all of the content may be referenced in the content references rather than delivered to the repository 3302 for storage in content storage.

When an end user makes use of container content, their content usage information may, for example, be segregated in accordance with control structures that organize usage information based at least in part on the author who created that segment. Alternatively, the authors and/or the VDE repository 3302 may negotiate one or more other techniques for securely dividing and/or sharing usage information in accordance with VDE control information. Furthermore, control structures associated with a container may implement models that differentiate any usage fees associated with portions of content based on usage of particular portions, overall usage of the container, particular patterns of usage, or other mechanism

negotiated (or otherwise agreed to) by the authors. Reports of usage information, analysis results, disbursements, and other clearinghouse processes may also be generated in a manner that reflects agreements reached by repository 3302 participants

5 (authors, end users 3310 and/or the repository 3302) with respect to such processes. These agreements may be the result of a VDE control information negotiation amongst these participants.

In this example, one type of author is a publisher 3308.

10 The publisher 3308 in this example communicates over an "internal" network with a VDE based local repository 3302 and over the network described above with the public repository 3302. The publisher 3308 may create or otherwise provide content and/or VDE control structure templates that are

15 delivered to the local repository 3302 for use by other participants who have access to the "internal" network. These templates may be used to describe the structure of containers, and may further describe whom in the publisher 3308's organization may take which actions with respect to the content

20 created within the organization related to publication for delivery to (and/or referencing by) the repository 3302. For example, the publisher 3308 may decide (and control by use of said temple) that a periodical publication will have a certain format with respect to the structure of its content and the types

of information that may be included (e.g. text, graphics, multimedia presentations, advertisements, etc.), the relative location and/or order of presentation of its content, the length of certain segments, etc. Furthermore, the publisher 3308 may, for  
5 example, determine (through distribution of appropriate permissions) that the publication editor is the only party that may grant permissions to write into the container, and that the organization librarian is the only party that may index and/or abstract the content. In addition, the publisher 3308 may, for  
10 example, allow only certain one or more parties to finalize a container for delivery to the repository 3302 in usable form (e.g. by maintaining control over the type of permissions, including distribution permissions, that may be required by the repository 3302 to perform subsequent distribution activities related to  
15 repository end users 3310).

In this example, author 3306E is connected directly to the publisher 3308, such that the publisher 3308 can provide templates for that author that establish the character of  
20 containers for author 3306E's content. For example, if author 3306E creates books for distribution by the publisher 3308, the publisher 3308 may define the VDE control structure template which provides control method options for author 3306E to select from and which provides VDE control structures for securely

distributing author 3306E's works. Author 3306E and the publisher 3308 may employ VDE negotiations for the template characteristics, specific control structures, and/or parameter data used by author 3306E. Author 3306E may then use the  
5 template(s) to create control structures for their content containers. The publisher 3308 may then deliver these works to the repository 3302 under a VDE extended agreement comprising electronic agreements between author 3306E and the publisher 3308 and the repository 3302 and the publisher 3308.

10

In this example, the publisher 3308 may also make author 3306E's work available on the local repository 3302. The editor may authorize (e.g. through distribution of appropriate permissions) author F to create certain portions of content for a  
15 publication. In this example, the editor may review and/or modify author F's work and further include it in a container with content provided by author 3306E (available on the local repository 3302). The editor may or may not have permissions from the publisher 3308 to modify author 3306E's content  
20 (depending on any negotiation(s) that may have occurred between the publisher 3308 and author 3306E, and the publisher 3308's decision to extend such rights to the editor if permissions to modify author 3306E's content are held in redistributable form by the publisher 3308). The editor may also include content from



5 other authors by (a) using a process of granting permissions to authors to write directly into the containers and/or (b) retrieving containers from the local repository 3302 for inclusion. The local repository 3302 may also be used for other material used by the publisher 3308's organization (e.g. databases, other reference works, internal documents, draft works for review, training videos, etc.), such material may, given appropriate permissions, be employed in VDE container collections of content created by the editor.

10

The librarian in this example has responsibility for building and/or editing inverted indexes, keyword lists (e.g. from a restricted vocabulary), abstracts of content, revision histories, etc. The publisher 3308 may, for example, grant permissions to only the librarian for creating this type of content. The publisher 3308 may further require that this building and/or editing occur prior to release of content to the repository 3302.

15

20 **Example -- Evolution and Transformation of VDE Managed Content and Control Information**

The VDE content control architecture allows content control information (such as control information for governing content usage) to be shaped to conform to VDE control information requirements of multiple parties. Formulating such

25

multiple party content control information normally involves securely deriving control information from control information securely contributed by parties who play a role in a content handling and control model (e.g. content creator(s), provider(s), user(s), clearinghouse(s), etc.). Multiple party control information may be necessary in order to combine multiple pieces of independently managed VDE content into a single VDE container object (particularly if such independently managed content pieces have differing, for example conflicting, content control information). Such secure combination of VDE managed pieces of content will frequently require VDE's ability to securely derive content control information which accommodates the control information requirements, including any combinatorial rules, of the respective VDE managed pieces of content and reflects an acceptable agreement between such plural control information sets.

The combination of VDE managed content pieces may result in a VDE managed composite of content. Combining VDE managed content must be carried out in accordance with relevant content control information associated with said content pieces and processed through the use of one or more secure VDE sub-system PPEs 650. VDE's ability to support the embedding, or otherwise combining, of VDE managed content pieces, so as to

create a combination product comprised of various pieces of VDE content, enables VDE content providers to optimize their VDE electronic content products. The combining of VDE managed content pieces may result in a VDE content container which  
5 "holds" consolidated content and/or concomitant, separate, nested VDE content containers.

VDE's support for creation of content containers holding distinct pieces of VDE content portions that were previously  
10 managed separately allows VDE content providers to develop products whose content control information reflects value propositions consistent with the objectives of the providers of content pieces, and further are consistent with the objectives of a content aggregator who may be producing a certain content  
15 combination as a product for commercial distribution. For example, a content product "launched" by a certain content provider into a commercial channel (such as a network repository) may be incorporated by different content providers and/or end-users into VDE content containers (so long as such  
20 incorporation is allowed by the launched product's content control information). These different content providers and/or end-users may, for example, submit differing control information for regulating use of such content. They may also combine in different combinations a certain portion of launched content with

content received from other parties (and/or produced by themselves) to produce different content collections, given appropriate authorizations.

5           VDE thus enables copies of a given piece of VDE managed content to be securely combined into differing consolidations of content, each of which reflects a product strategy of a different VDE content aggregator. VDE's content aggregation capability will result in a wider range of competitive electronic content  
10 products which offer differing overall collections of content and may employ differing content control information for content that may be common to such multiple products. Importantly, VDE securely and flexibly supports editing the content in, extracting content from, embedding content into, and otherwise shaping the  
15 content composition of, VDE content containers. Such capabilities allow VDE supported product models to evolve by progressively reflecting the requirements of "next" participants in an electronic commercial model. As a result, a given piece of VDE managed content, as it moves through pathways of  
20 handling and branching, can participate in many different content container and content control information commercial models.

VDE content, and the electronic agreements associated with said content, can be employed and progressively manipulated in commercial ways which reflect traditional business practices for non-electronic products (though VDE supports greater flexibility and efficiency compared with most of such traditional models). Limited only by the VDE control information employed by content creators, other providers, and other pathway of handling and control participants, VDE allows a "natural" and unhindered flow of, and creation of, electronic content product models. VDE provides for this flow of VDE products and services through a network of creators, providers, and users who successively and securely shape and reshape product composition through content combining, extracting, and editing within a Virtual Distribution Environment.

VDE provides means to securely combine content provided at different times, by differing sources, and or representing differing content types. These types, timings, and/or different sources of content can be employed to form a complex array of content within a VDE content container. For example, a VDE content container may contain a plurality of different content container objects, each containing different content whose usage can be controlled, at least in part, by its own container's set of VDE content control information.

A VDE content container object may, through the use of a secure VDE sub-system, be "safely" embedded within a "parent" VDE content container. This embedding process may involve the creation of an embedded object, or, alternatively, the containing,  
5 within a VDE content container, of a previously independent and now embedded object by, at minimum, appropriately referencing said object as to its location.

10 An embedded content object within a parent VDE content container:

(1) may have been a previously created VDE content container which has been embedded into a parent VDE content container by securely transforming it from an  
15 independent to an embedded object through the secure processing of one or more VDE component assemblies within a VDE secure sub-system PPE 650. In this instance, an embedded object may be subject to content control information, including one or more permissions  
20 records associated with the parent container, but may not, for example, have its own content control information other than content identification information, or the embedded object may be more extensively controlled by its own content control information (e.g. permissions records).

(2) may include content which was extracted from another VDE content container (along with content control information, as may be applicable) for inclusion into a parent VDE content container in the form of an embedded VDE content container object. In this case, said extraction and embedding may use one or more VDE processes which run securely within a VDE secure sub-system PPE 650 and which may securely remove (or copy) the desired content from a source VDE content container and place such content in a new or existing container object, either of which may be or become embedded into a parent VDE content container.

(3) may include content which was first created and then placed in a VDE content container object. Said receiving container may already be embedded in a parent VDE content container and may already contain other content. The container in which such content is placed may be specified using a VDE aware application which interacts with content and a secure VDE subsystem to securely create such VDE container and place such content therein followed by securely embedding such container into the destination, parent container. Alternatively, content may be specified without the use of a VDE aware

application, and then manipulated using a VDE aware application in order to manage movement of the content into a VDE content container. Such an application may be a VDE aware word processor, desktop and/or multimedia publishing package, graphics and/or presentation package, etc. It may also be an operating system function (e.g. part of a VDE aware operating system or mini-application operating with an O/S such as a Microsoft Windows compatible object packaging application) and movement of content from "outside" VDE to within a VDE object may, for example, be based on a "drag and drop" metaphor that involves "dragging" a file to a VDE container object using a pointing device such as a mouse. Alternatively, a user may "cut" a portion of content and "paste" such a portion into a VDE container by first placing content into a "clipboard," then selecting a target content object and pasting the content into such an object. Such processes may, at the direction of VDE content control information and under the control of a VDE secure subsystem, put the content automatically at some position in the target object, such as at the end of the object or in a portion of the object that corresponds to an identifier carried by or with the content such as a field identifier, or the embedding process might pop-up a user interface that allows a user to browse



a target object's contents and/or table of contents and/or other directories, indexes, etc. Such processes may further allow a user to make certain decisions concerning VDE content control information (budgets limiting use, reporting pathway(s), usage registration requirements, etc.) to be applied to such embedded content and/or may involve selecting the specific location for embedding the content, all such processes to be performed as transparently as practical for the application.

10

(4) may be accessed in conjunction with one or more operating system utilities for object embedding and linking, such as utilities conforming to the Microsoft OLE standard. In this case, a VDE container may be associated with an OLE "link." Accesses (including reading content from, and writing content to) to a VDE protected container may be passed from an OLE aware application to a VDE aware OLE application that accesses protected content in conjunction with control information associated with such content.

20

A VDE aware application may also interact with component assemblies within a PPE to allow direct editing of the content of a VDE container, whether the content is in a parent or

embedded VDE content container. This may include the use of a VDE aware word processor, for example, to directly edit (add to, delete, or otherwise modify) a VDE container's content. The secure VDE processes underlying VDE container content editing  
5 may be largely or entirely transparent to the editor (user) and may transparently enable the editor to securely browse through (using a VDE aware application) some or all of the contents of, and securely modify one or more of the VDE content containers embedded in, a VDE content container hierarchy.

10

The embedding processes for all VDE embedded content containers normally involves securely identifying the appropriate content control information for the embedded content. For example, VDE content control information for a VDE installation  
15 and/or a VDE content container may securely, and transparently to an embedder (user), apply the same content control information to edited (such as modified or additional) container content as is applied to one or more portions (including all, for example) of previously "in place" content of said container and/or  
20 securely apply control information generated through a VDE control information negotiation between control sets, and/or it may apply control information previously applied to said content. Application of control information may occur regardless of whether the edited content is in a parent or embedded container.

This same capability of securely applying content control information (which may be automatically and/or transparently applied), may also be employed with content that is embedded into a VDE container through extracting and embedding content, or through the moving, or copying and embedding, of VDE container objects. Application of content control information normally occurs securely within one or more VDE secure sub-system PPEs 650. This process may employ a VDE template that enables a user, through easy to use GUI user interface tools, to specify VDE content control information for certain or all embedded content, and which may include menu driven, user selectable and/or definable options, such as picking amongst alternative control methods (e.g. between different forms of metering) which may be represented by different icons picturing (symbolizing) different control functions and apply such functions to an increment of VDE secured content, such as an embedded object listed on an object directory display.

Extracting content from a VDE content container, or editing or otherwise creating VDE content with a VDE aware application, provides content which may be placed within a new VDE content container object for embedding into said parent VDE container, or such content may be directly placed into a previously existing content container. All of these processes may

be managed by processing VDE content control information within one or more VDE installation secure sub-systems.

5 VDE content container objects may be embedded in a parent object through control information referenced by a parent object permissions record that resolves said embedded object's location and/or contents. In this case, little or no change to the embedded object's previously existing content control information may be required. VDE securely managed content which is  
10 relocated to a certain VDE content container may be relocated through the use of VDE sub-system secure processes which may, for example, continue to maintain relocated content as encrypted or otherwise protected (e.g. by secure tamper resistant barrier  
502) during a relocation/embedding process.

15 Embedded content (and/or content objects) may have been contributed by different parties and may be integrated into a VDE container through a VDE content and content control information integration process securely managed through the  
20 use of one or more secure VDE subsystems. This process may, for example, involve one or more of:

(1.) securely applying instructions controlling the embedding and/or use of said submitted content, wherein said

instructions were securely put in place, at least in part, by a content provider and/or user of said VDE container. For example, said user and/or provider may interact with one or more user interfaces offering a selection of content embedding and/or control options (e.g. in the form of a VDE template). Such options may include which, and/or whether, one or more controls should be applied to one or more portions of said content and/or the entry of content control parameter data (such a time period before which said content may not be used, cost of use of content, and/or pricing discount control parameters such as software program suite sale discounting). Once required and/or optional content control information is established by a provider and/or user, it may function as content control information which may be, in part or in full, applied automatically to certain, or all, content which is embedded in a VDE content container.

(2.) secure VDE managed negotiation activities, including the use of a user interface interaction between a user at a receiving VDE installation and VDE content control information associated with the content being submitted for embedding. For example, such associated control information may propose certain content information and the content receiver may, for example, accept, select from a plurality, reject, offer alternative control information, and/or apply conditions to the use of certain

content control information (for example, accept a certain one or more controls if said content is used by a certain one or more users and/or if the volume of usage of certain content exceeds a certain level).

5

(3.) a secure, automated, VDE electronic negotiation process involving VDE content control information of the receiving VDE content container and/or VDE installation and content control information associated with the submitted content (such as control information in a permissions record of a contributed VDE object, certain component assemblies, parameter data in one or more UDEs and/or MDEs, etc.).

10

Content embedded into a VDE content container may be embedded in the form of:

15

(1.) content that is directly, securely integrated into previously existing content of a VDE content container (said container may be a parent or embedded content container) without the formation of a new container object. Content control information associated with said content after embedding must be consistent with any pre-embedding content control information controlling, at least in part, the establishment of control information required after embedding. Content control

20

information for such directly integrated, embedded content may be integrated into, and/or otherwise comprise a portion of, control information (e.g. in one or more permissions records containing content control information) for said VDE container, and/or

5

(2.) content that is integrated into said container in one or more objects which are nested within said VDE content container object. In this instance, control information for said content may be carried by either the content control information for the parent VDE content container, or it may, for example, be in part or in full carried by one or more permissions records contained within and/or specifically associated with one or more content containing nested VDE objects. Such nesting of VDE content containing objects within a parent VDE content container may employ a number of levels, that is a VDE content container nested in a VDE content container may itself contain one or more nested VDE content containers.

10

15

20

VDE content containers may have a nested structure comprising one or more nested containers (objects) that may themselves store further containers and/or one or more types of content, for example, text, images, audio, and/or any other type of electronic information (object content may be specified by content control information referencing, for example, byte offset

locations on storage media). Such content may be stored, communicated, and/or used in stream (such as dynamically accumulating and/or flowing) and/or static (fixed, such as predefined, complete file) form. Such content may be derived by  
5 extracting a subset of the content of one or more VDE content containers to directly produce one or more resulting VDE content containers. VDE securely managed content (e.g. through the use of a VDE aware application or operating system having extraction capability) may be identified for extraction from each  
10 of one or more locations within one or more VDE content containers and may then be securely embedded into a new or existing VDE content container through processes executing VDE controls in a secure subsystem PPE 650. Such extraction and embedding (VDE "exporting") involves securely protecting,  
15 including securely executing, the VDE exporting processes.

A VDE activity related to VDE exporting and embedding involves performing one or more transformations of VDE content from one secure form to one or more other secure forms. Such  
20 transformation(s) may be performed with or without moving transformed content to a new VDE content container (e.g. by component assemblies operating within a PPE that do not reveal, in unprotected form, the results or other output of such transforming processes without further VDE processes governing



use of at least a portion of said content). One example of such a transformation process may involve performing mathematical transformations and producing results, such as mathematical results, while retaining, none, some, or all of the content information on which said transformation was performed. Other examples of such transformations include converting a document format (such as from a WordPerfect format to a Word for Windows format, or an SGML document to a Postscript document), changing a video format (such as a QuickTime video format to a MPEG video format), performing an artificial intelligence process (such as analyzing text to produce a summary report), and other processing that derives VDE secured content from other VDE secured content.

Figure 79 shows an example of an arrangement of commercial VDE users. The users in this example create, distribute, redistribute, and use content in a variety of ways. This example shows how certain aspects of control information associated with content may evolve as control information passes through a chain of handling and control. These VDE users and controls are explained in more detail below.

Creator A in this example creates a VDE container and provides associated content control information that includes

references (amongst other things) to several examples of possible "types" of VDE control information. In order to help illustrate this example, some of the VDE control information passed to another VDE participant is grouped into three categories in the following more detailed discussion: distribution control information, redistribution control information, and usage control information. In this example, a fourth category of embedding control information can be considered an element of all three of the preceding categories. Other groupings of control information are possible (VDE does not require organizing control information in this way). The content control information associated with this example of a container created by creator A is indicated on Figure 80 as  $C_A$ . Figure 80 further shows the VDE participants who may receive enabling control information related to creator A's VDE content container. Some of the control information in this example is explained in more detail below.

---

Some of the distribution control information (in this example, control information primarily associated with creation, modification, and/or use of control information by distributors) specified by creator A includes: (a) distributors will compensate creator A for each active user of the content of the container at the rate of \$10 per user per month, (b) distributors are budgeted such that they may allow no more than 100 independent users to

gain access to such content (i.e. may create no more than 100 permissions records reflecting content access rights) without replenishing this budget, and (c) no distribution rights may be passed on in enabling control information (e.g. permissions records and associated component assemblies) created for distribution to other participants.

Some of the content redistribution control information (in this example, control information produced by a distributor within the scope permitted by a more senior participant in a chain of handling and control and passed to user/providers (in this example, user/distributors) and associated with controls and/or other requirements associated with redistribution activities by such user/distributors) specified by creator A includes: (a) a requirement that control information enabling content access may be redistributed by user/distributors no more than 2 levels, and further requires that each redistribution decrease this value by one, such that a first redistributor is restricted to two levels of redistribution, and a second redistributor to whom the first redistributor delivers permissions will be restricted to one additional level of redistribution, and users receiving permissions from the second redistributor will be unable to perform further redistribution (such a restriction may be enforced, for example, by including as one aspect of a VDE

control method associated with creating new permissions a requirement to invoke one or more methods that: (i) locate the current level of redistribution stored, for example, as an integer value in a UDE associated with such one or more methods, (ii)  
5 compare the level of redistribution value to a limiting value, and (iii) if such level of redistribution value is less than the limiting value, increment such level of redistribution value by one before delivering such a UDE to a user as an aspect of content control information associated with VDE managed content, or fail the  
10 process if such value is equal to such a limiting value), and (b) no other special restrictions are placed on redistributors.

Some of the usage control information (in this example, control information that a creator requires a distributor to  
15 provide in control information passed to users and/or user/distributors) specified by creator A may include, for example: (a) no moves (a form of distribution explained elsewhere in this document) of the content are permitted, and (b) distributors will be required to preserve (at a minimum)  
20 sufficient metering information within usage permissions in order to calculate the number of users who have accessed the container in a month and to prevent further usage after a rental has expired (e.g. by using a meter method designed to report access usages to creator A through a chain of handling and

reporting, and/or the use of expiration dates and/or time-aged encryption keys within a permissions record or other required control information).

5           Some of the extracting and/or embedding control  
information specified by creator A in this example may include a  
requirement that no extracting and/or embedding of the content  
is or will be permitted by parties in a chain of handling and  
control associated with this control information, except for users  
10           who have no redistribution rights related to such VDE secured  
content provided by Creator A. Alternatively, or in addition, as  
regards different portions of said content, control information  
enabling certain extraction and/or embedding may be provided  
along with the redistribution rights described in this example for  
15           use by user/distributors (who may include user content  
aggregators, that is they may provide content created by, and/or  
received from, different sources so as to create their own content  
products).

20           Distributor A in this example has selected a basic  
approach that distributor A prefers when offering enabling  
content control information to users and/or user/distributors that  
favors rental of content access rights over other approaches. In  
this example, some of the control information provided by

creators will permit distributor A to fulfill this favored approach directly, and other control structures may disallow this favored approach (unless, for example, distributor A completes a successful VDE negotiation allowing such an approach and supporting appropriate control information). Many of the control structures received by distributor A, in this example, are derived from (and reflect the results of) a VDE negotiation process in which distributor A indicates a preference for distribution control information that authorizes the creation of usage control information reflecting rental based usage rights. Such distribution control information may allow distributor A to introduce and/or modify control structures provided by creators in such a way as to create control information for distribution to users and/or user/distributors that, in effect, "rent" access rights. Furthermore, distributor A in this example services requests from user/distributors for redistribution rights, and therefore also favors distribution control information negotiated (or otherwise agreed to) with creators that permits distributor A to include such rights as an aspect of control information produced by distributor A.

In this example, distributor A and creator A may use VDE to negotiate (for example, VDE negotiate) for a distribution relationship. Since in this example creator A has produced a

VDE content container and associated control information that indicates creator A's desire to receive compensation based on rental of usage rights, and such control information further indicates that creator A has placed acceptable restrictions in redistribution control information that distributor A may use to service requests from user/distributors, distributor A may accept creator A's distribution control information without any negotiated changes.

10           After receiving enabling distribution control information from creator A, distributor A may manipulate an application program to specify some or all of the particulars of usage control information for users and/or user/distributors enabled by distributor A (as allowed, or not prevented, by senior control information). Distributor A may, for example, determine that a price of \$15 per month per user would meet distributor A's business objectives with respect to payments from users for creator A's container. Distributor A must specify usage control information that fulfill the requirements of the distribution control information given to distributor A by creator A. For example, distributor A may include any required expiration dates and/or time-aged encryption keys in the specification of control information in accordance with creator A's requirements. If distributor A failed to include such information (or to meet

other requirements) in their specification of control information, the control method(s) referenced in creator A's permissions record and securely invoked within a PPE 650 to actually create this control information would, in this example, fail to execute in  
5 the desired way (e.g. based on checks of proposed values in certain fields, a requirement that certain methods be included in permissions, etc.) until acceptable information were included in distributor A's control information specification.

10 In this example, user A may have established an account with distributor A such that user A may receive VDE managed content usage control information from distributor A. User A may receive content usage control information from distributor A to access and use creator A's content. Since the usage control  
15 information has passed through (and been added to, and/or modified by) a chain of handling including distributor A, the usage control information requested from distributor A to make use of creator A's content will, in this example, reflect a composite of control information from creator A and distributor  
20 A. For example, creator A may have established a meter method that will generate an audit record if a user accesses creator A's VDE controlled content container if the user has not previously accessed the container within the same calendar month (e.g. by storing the date of the user's last access in a UDE associated



with an open container event referenced in a method core of such a meter method and comparing such a date upon subsequent access to determine if such access has occurred within the same calendar month). Distributor A may make use of such a meter method in a control method (e.g. also created and/or provided by creator A, or created and/or provided by distributor A) associated with opening creator A's container that invokes one or more billing and/or budget methods created, modified, referenced in one or more permissions records and/or parameterized by distributor A to reflect a charge for monthly usage as described above. If distributor A has specified usage and/or redistribution control information within the boundaries permitted by creator A's senior control information, a new set of control information (shown as  $D_A(C_A)$  in Figure 80) may be associated with creator A's VDE content container when control information associated with that container by distributor A are delivered to users and/or user/distributors (user A, user B, and user/distributor A in this example).

20 In this example, user A may receive control information related to creator A's VDE content container from distributor A. This control information may represent an extended agreement between user A and distributor A (e.g. regarding fees associated with use of content, limited redistribution rights, etc.) and

distributor A and creator A (e.g. regarding the character, extent, handling, reporting, and/or other aspects of the use and/or creation of VDE controlled content usage information and/or content control information received, for example, by distributor  
5 A from creator A, or vice versa, or in other VDE content usage information handling). Such an extended agreement is enforced by processes operating within a secure subsystem of each participant's VDE installation. The portion of such an extended agreement representing control information of creator A as  
10 modified by distributor A in this example is represented by  $D_A(C_A)$ , including, for example, (a) control structures (e.g. one or more component assemblies, one or more permissions records, etc.), (b) the recording of usage information generated in the course of using creator A's content in conformance with  
15 requirements stated in such control information, (c) making payments (including automatic electronic credit and/or currency payments "executed" in response to such usage) as a consequence of such usage (wherein such consequences may also include electronically, securely and automatically receiving a bill  
20 delivered through use of VDE, wherein such a bill is derived from said usage), (d) other actions by user A and/or a VDE secure subsystem at user A's VDE installation that are a consequence of such usage and/or such control information.

In addition to control information  $D_A(C_A)$ , user A may enforce her own control information on her usage of creator A's VDE content container (within the limits of senior content control information). This control information may include, for example, (a) transaction, session, time based, and/or other thresholds placed on usage such that if such thresholds (e.g. quantity limits, for example, self imposed limits on the amount of expenditure per activity parameter) are exceeded user A must give explicit approval before continuing, (b) privacy requirements of user A with respect to the recording and/or transmission of certain usage related details relating to user A's usage of creator A's content, (c) backup requirements that user A places on herself in order to help ensure a preservation of value remaining in creator A's content container and/or local store of electronic credit and/or currency that might otherwise be lost due to system failure or other causes. The right to perform in some or all of these examples of user A's control information, in some examples, may be negotiated with distributor A. Other such user specified control information may be enforced independent of any control information received from any content provider and may be set in relationship to a user's, or more generally, a VDE installation's, control information for one or more classes, or for all classes, of content and/or electronic appliance usage. The entire set of VDE control information that may be in place

during user A's usage of creator A's content container is referred to on Figure 80 as  $U_A(D_A(C_A))$ . This set may represent the control information originated by creator A, as modified by distributor A, as further modified by user A, all in accordance with control information from value chain parties providing more senior control information, and therefore constitutes, for this example, a "complete" VDE extended agreement between user A, distributor A, and creator A regarding creator A's VDE content container. User B may, for example, also receive such control information  $D_A(C_A)$  from distributor A, and add her own control information in authorized ways to form the set  $U_B(D_A(C_A))$ .

User/distributor A may also receive VDE control information from distributor A related to creator A's VDE content container. User/distributor A may, for example, both use creator A's content as a user and act as a redistributor of control information. In this example, control information  $D_A(C_A)$  both enables and limits these two activities. To the extent permitted by  $D_A(C_A)$ , user/distributor A may create their own control information based on  $D_A(C_A)$  --  $UD_A(D_A(C_A))$  -- that controls both user/distributor A's usage (in a manner similar to that described above in connection with user A and user B), and control information redistributed by user/distributor A (in a manner similar to that described above in connection with distributor A).

For example, if user/distributor A redistributes  $UD_A(D_A(C_A))$  to user/distributor B, user/distributor B may be required to report certain usage information to user/distributor A that was not required by either creator A or distributor A. Alternatively or in addition, user/distributor B may, for example, agree to pay user/distributor A a fee to use creator A's content based on the number of minutes user/distributor B uses creator A's content (rather than the monthly fee charged to user/distributor A by distributor A for user/distributor B's usage).

10

In this example, user/distributor A may distribute control information  $UD_A(D_A(C_A))$  to user/distributor B that permits user/distributor B to further redistribute control information associated with creator A's content. User/distributor B may make a new set of control information  $UD_B(UD_A(D_A(C_A)))$ . If the control information  $UD_A(D_A(C_A))$  permits user/distributor B to redistribute, the restrictions on redistribution from creator A in this example will prohibit the set  $UD_B(UD_A(D_A(C_A)))$  from including further redistribution rights (e.g. providing redistribution rights to user B) because the chain of handling from distributor A to user/distributor A (distribution) and the continuation of that chain from user/distributor A to user/distributor B (first level of redistribution) and the further continuation of that chain to another user represents two levels

20

of redistribution, and, therefore, a set  $UD_B(UD_A(D_A(C_A)))$  may not, in this example, include further redistribution rights.

As indicated in Figure 79, user B may employ content from both user/distributor B and distributor A (amongst others). In this example, as illustrated in Figure 80, user B may receive control information associated with creator A's content from distributor A and/or user/distributor B. In either case, user B may be able to establish their own control information on  $D_A(C_A)$  and/or  $UD_B(UD_A(D_A(C_A)))$ , respectively (if allowed by such control information. The resulting set(s) of control information,  $U_B(D_A(C_A))$  and/or  $U_B(UD_B(UD_A(D_A(C_A))))$ , respectively, may represent different control scenarios, each of which may have benefits for user B. As described in connection with an earlier example, user B may have received control information from user/distributor B along a chain of handling including user/distributor A that bases fees on the number of minutes that user B makes use of creator A's content (and requiring user/distributor A to pay fees of \$15 per month per user to distributor A regardless of the amount of usage by user B in a calendar month). This may be more favorable under some circumstances than the fees required by a direct use of control information provided by distributor A, but may also have the disadvantage of an exhausted chain of redistribution and, for

example, further usage information reporting requirements included in  $UD_B(UD_A(D_A(C_A)))$ . If the two sets of control information  $D_A(C_A)$  and  $UD_B(UD_A(D_A(C_A)))$  permit (e.g. do not require exclusivity enforced, for example, by using a registration interval in an object registry used by a secure subsystem of user B's VDE installation to prevent deregistration and reregistration of different sets of control information related to a certain container (or registration of plural copies of the same content having different control information and/or being supplied by different content providers) within a particular interval of time as an aspect of an extended agreement for a chain of handling and control reflected in  $D_A(C_A)$  and/or  $UD_B(UD_A(D_A(C_A)))$ ), user B may have both sets of control information registered and may make use of the set that they find preferable under a given usage scenario.

In this example, creator B creates a VDE content container and associates a set of VDE control information with such container indicated in Figure 81 as  $C_B$ . Figure 81 further shows the VDE participants who may receive enabling control information related to creator B's VDE content container. In this example, control information may indicate that distributors of creator B's content: (a) must pay creator B \$0.50 per kilobyte of information decrypted by users and/or user/distributors

authorized by such a distributor, (b) may allow users and/or  
user/distributors to embed their content container in another  
container while maintaining a requirement that creator B  
receive \$0.50 per kilobyte of content decrypted, (c) have no  
5 restrictions on the number of enabling control information sets  
that may be generated for users and/or user/distributors, (d)  
must report information concerning the number of such  
distributed control information sets at certain time intervals (e.g.  
at least once per month), (e) may create control information that  
10 allows users and/or user/distributors to perform up to three  
moves of their control information, (f) may allow redistribution of  
control information by user/distributors up to three levels of  
redistribution, (g) may allow up to one move per user receiving  
redistributed control information from a user/distributor.

15

In this example, distributor A may request control  
information from creator B that enables distributor A to  
distribute control information to users and/or user/distributors  
that is associated with the VDE container described above in  
20 connection with creator B. As stated earlier, distributor A has  
established a business model that favors "rental" of access rights  
to users and user/distributors receiving such rights from  
distributor A. Creator B's distribution control information in  
this example does not force a model including "rental" of rights.



but rather bases payment amounts on the quantity of content  
decrypted by a user or user/distributor. In this example,  
distributor A may use VDE to negotiate with creator B to include  
a different usage information recording model allowed by creator  
5 B. This model may be based on including one or more meter  
methods in control structures associated with creator B's  
container that will record the number of bytes decrypted by end  
users, but not charge users a fee based on such decryptions;  
rather distributor A proposes, and creator B's control information  
10 agrees to allow, a "rental" model to charge users, and determines  
the amount of payments to creator B based on information  
recorded by the bytes decrypted meter methods and/or collections  
of payment from users.

15 Creator B may, for example, (a) accept such a new control  
model with distributor A acting as the auditor (e.g. trusting a  
control method associated with processing audit information  
received by distributor A from users of creator B's content using  
a VDE secure subsystem at distributor A's site, and further to  
20 securely calculate amounts owed by distributor A to creator B  
and, for example, making payments to creator B using a  
mutually acceptable budget method managing payments to  
creator B from credit and/or currency held by distributor A), (b)  
accept such a new control model based on distributor A's

acceptance of a third party to perform all audit functions associated with this content, (c) may accept such a model if information associated with the one or more meter methods that record the number of bytes decrypted by users is securely packaged by distributor B's VDE secure subsystem and is securely, employing VDE communications techniques, sent to creator B in addition to distributor A. and/or (d) other mutually acceptable conditions. Control information produced by distributor A based on modifications performed by distributor A as permitted by  $C_B$  are referred to in this example as  $D_A(C_B)$ .

User A may receive a set of control information  $D_A(C_B)$  from distributor A. As indicated above in connection with content received from creator A via a chain of handling including distributor A, user A may apply their own control information to the control information  $D_A(C_B)$ , to the extent permitted by  $D_A(C_B)$ , to produce a set of control information  $U_A(D_A(C_B))$ . The set of control information  $D_A(C_B)$  may include one or more meter methods that record the number of bytes of content from creator B's container decrypted by user A (in order to allow correct calculation of amounts owed by distributor A to creator B for user A's usage of creator B's content in accordance with the control information of  $C_B$  that requires payment of \$0.50 per kilobyte of decrypted information), and a further meter method

associated with recording usage such that distributor A may gather sufficient information to securely generate billings associated with user A's usage of creator B's content and based on a "rental" model (e.g. distributor A may, for example, have  
5 included a meter method that records each calendar month that user A makes use of creator B's content, and relates to further control information that charges user A \$10 per month for each such month during which user A makes use of such content.)

10 User/distributor A may receive control information  $C_B$  directly from creator B. In this case, creator B may use VDE to negotiate with user/distributor A and deliver a set of control information  $C_B$  that may be the same or differ from that described above in connection with the distribution relationship  
15 established between creator B and distributor A. For example, user/distributor A may receive control information  $C_B$  that includes a requirement that user/distributor A pay creator B for content decrypted by user/distributor A (and any participant receiving distributed and/or redistributed control information  
20 from user/distributor A) at the rate of \$0.50 per kilobyte. As indicated above, user/distributor A also may receive control information associated with creator B's VDE content container from distributor A. In this example, user/distributor A may have a choice between paying a "rental" fee through a chain of

handling passing through distributor A, and a fee based on the quantity of decryption through a chain of handling direct to creator B. In this case, user/distributor A may have the ability to choose to use either or both of  $C_B$  and  $D_A(C_B)$ . As indicated  
5 earlier in connection with a chain of handling including creator A and distributor A, user/distributor A may apply her own control information to the extent permitted by  $C_B$  and/or  $D_A(C_B)$  to form the sets of control information  $UD_A(C_B)$  and  $UD_A(D_A(C_B))$ , respectively.

10

As illustrated in Figure 81, in this example, user B may receive control information associated with creator B's VDE content container from six different sources:  $C_B$  directly from creator B,  $D_A(C_B)$  from distributor A,  $UD_B(UD_A(D_A(C_B)))$  and/or  
15  $UD_B(UD_A(C_B))$  from user/distributor B,  $D_C(C_B)$  from distributor C, and/or  $D_B(D_C(C_B))$  from distributor B. This represents six chains of handling through which user B may enter into extended agreements with other participants in this example. Two of these chains pass through user/distributor B. Based on a  
20 VDE negotiation between user/distributor B and user B, an extended agreement may be reached (if permitted by control information governing both parties) that reflects the conditions under which user B may use one or both sets of control information. In this example, two chains of handling and control

may "converge" at user/distributor B, and then pass to user B (and if control information permits, later diverge once again based on distribution and/or redistribution by user B).

5           In this example, creator C produces one or more sets of control information  $C_C$  associated with a VDE content container created by creator C, as shown in Figure 82. Figure 82 further shows the VDE participants who may receive enabling control information related to creator C's VDE content container. The  
10           content in such a container is, in this example, organized into a set of text articles. In this example control information may include one or more component assemblies that describe the articles within such a container (e.g. one or more event methods referencing map tables and/or algorithms that describe the  
15           extent of each article).  $C_C$  may further include, for example: (a) a requirement that distributors ensure that creator C receive \$1 per article accessed by users and/or user/distributors, which payment allows a user to access such an article for a period of no more than six months (e.g. using a map-type meter method that  
20           is aged once per month, time aged decryption keys, expiration dates associated with relevant permissions records, etc.), (b) control information that allows articles from creator C's container to be extracted and embedded into another container for a one time charge per extract/embed of \$10, (c) prohibits

extracted/embedded articles from being reextracted, (d) permits distributors to create enabling control information for up to 1000 users or user/distributors per month, (e) requires that information regarding the number of users and user/distributors enabled by a distributor be reported to creator C at least once per week, (f) permits distributors to enable users or user/distributors to perform up to one move of enabling control information, and (g) permits up to 2 levels of redistribution by user/distributors.

10 In this example, distributor B may establish a distribution relationship with creator C. Distributor B in this example may have established a business model that favors the distribution of control information to users and user/distributors that bases payments to distributor B based on the number of accesses performed by such VDE participants. In this example, distributor B may create a modified set  $D_B(C_C)$  of enabling control information for distribution to users and/or user/distributors. This set  $D_B(C_C)$  may, for example, be based on a negotiation using VDE to establish a fee of \$0.10 per access per user for users and/or user/distributors who receive control information from distributor B. For example, if one or more map-type meter methods have been included in  $C_C$  to ensure that adequate information may be gathered from users and/or user/distributors to ensure correct payments to creator C by

distributor B based on  $C_C$ , such methods may be preserved in the set  $D_B(C_C)$ , and one or more further meter methods (and any other necessary control structures such as billing and/or budget methods) may be included to record each access such that the set  $D_B(C_C)$  will also ensure that distributor B will receive payments based on each access.

The client administrator in this example may receive a set of content control information  $D_B(C_C)$  that differs, for example, from control information received by user B from distributor B. For example, the client administrator may use VDE to negotiate with distributor B to establish a set of control information for content from all creators for whom distributor B may provide enabling content control information to the client administrator. For example, the client administrator may receive a set of control information  $D_B(C_C)$  that reflects the results of a VDE negotiation between the client administrator and distributor B. The client administrator may include a set of modifications to  $D_B(C_C)$  and form a new set  $CA(D_B(C_C))$  that includes control information that may only be available to users and user/distributors within the same organization as the client administrator (e.g. coworkers, employees, consultants, etc.) In order to enforce such an arrangement,  $CA(D_B(C_C))$  may, for example, include control structures that examine name services information associated

with a user or user/distributor during registration, establish a new budget method administered by the client administrator and required for use of the content, etc.

5           A distributor may provide redistribution rights to a client administrator which allows said administrator to redistribute rights to create permissions records for certain content (redistribute rights to use said content) only within the administrator's organization and to no other parties. Similarly, 10 such administrator may extend such a "limited" right to redistribute to department and/or other administrator within his organization such that they may redistribute such rights to use content based on one or more restricted lists of individuals and/or classes and/or other groupings of organization personnel 15 as defined by said administrator. This VDE capability to limit redistribution to certain one or more parties and/or classes and/or other groupings of VDE users and/or installations can be applied to content by any VDE content provider, so long as such a control is allowed by senior control information.

20

User D in this example may receive control information from either the client administrator and/or user/distributor C. User/distributor C may, for example, distribute control information  $UD_C(CA(D_B(C_C)))$  to user D that includes a



departmental budget method managed by user/distributor C to allow user/distributor C to maintain an additional level of control over the actions of user D. In this case,  $UD_C(CA(D_B(C_C)))$  may include multiple levels of organizational controls (e.g. controls originating with the client administrator and further controls originating with user/distributor C) in addition to controls resulting from a commercial distribution channel. In addition or alternatively, the client administrator may refuse to distribute certain classes of control information to user D even if the client administrator has adequate control information (e.g. control information distributed to user/distributor C that allows redistribution to users such as user D) to help ensure that control information flows through the client administrator's organization in accordance with policies, procedures, and/or other administrative processes.

In this example, user E may receive control information from the client administrator and/or distributor B. For example, user E may have an account with distributor B even though some control information may be received from the client administrator. In this case, user E may be permitted to request and receive control information from distributor B without restriction, or the client administrator may have, as a matter of organizational policy, control information in place associated

with user E's electronic appliance that limits the scope of user E's interaction with distributor B. In the latter case, the client administrator may, for example, have limited user E to registering control information with the secure subsystem of user E's electronic appliance that is not available from the client administrator, is from one or more certain classes of distributors and/or creators, and/or has a cost for usage, such as a certain price point (e.g. \$50 per hour of usage). Alternatively or in addition, the client administrator may, for example, limit user E to receiving control information from distributor B in which user E receives a more favorable price (or other control information criteria) than the price (or other criteria) available in control information from the client administrator.

In this example, creator D may create a VDE content container that is designed primarily for integration with other content (e.g. through use of a VDE extracting/embedding process), for example, content provided by creator B and creator C. Figure 83 shows the VDE participants who may receive enabling control information related a VDE content container produced by creator D. Control information associated with creator D's content ( $C_D$  in Figure 83) may include, for example: (a) a requirement that distributors make payment of either \$1.50 per open per user, or \$25 per user for an unlimited number of

opens, (b) a discount of 20% for any user that has previously paid for an unlimited number of opens for certain other content created by creator D (e.g. implemented by including one or more billing methods that analyze a secure database of a user's VDE installation to determine if any of such certain other containers are registered, and further determines the character of rights held by a user purchasing rights to this container), (c) a requirement that distributors report the number of users and user/distributors enabled by control information produced in accordance with  $C_D$  after such number exceeds 1000, (d) a requirement that distributors limit the number of moves by users and/or user/distributors to no more than one, (e) a requirement that distributors limit user/distributors to no more than four levels of redistribution, and (f) that distributors may create enabling control information that permits other distributors to create control information as distributors, but may not pass this capability to such enabled distributors, and further requires that audit information associated with use of control information by such enabled distributors shall pass directly to creator D without processing by such enabling distributor and that creator D shall pay such an enabling distributor 10% of any payments received by creator D from such an enabled distributor.

In this example, distributor C may receive VDE content containers from creator B, creator C, and creator D, and associated sets of control information  $C_B$ ,  $C_C$ , and  $C_D$ . Distributor C may use the embedding control information and other control information to produce a new container with two or more VDE objects received from creator B, creator C, and creator D. In addition or alternatively, distributor C may create enabling control information for distribution to users and/or user/distributors (or in the case of  $C_D$ , for distributors) for such received containers individually. For example, distributor C may create a container including content portions (e.g. embedded containers) from creator B, creator C, and creator D in which each such portion has control information related to its access and use that records, and allows an auditor to gather, sufficient information for each such creator to securely and reliably receive payments from distributor C based on usage activities related to users and/or user/distributors enabled by distributor C.

Furthermore, distributor C may negotiate using VDE with some or all of such creators to enable a model in which distributor C provides overall control information for the entire container based on a "uniform" fee (e.g. calculated per month, per access, from a combined model, etc.) charged to users and/or user/distributors, while preserving the models of each such creator with respect to payments due to them by distributor C

based on  $C_B$ ,  $C_C$ , and/or  $C_D$ , and, for example, resulting from each of their differing models for the collection of content usage information and any related (e.g. advertising) information.

5           In this example, distributor B may receive a VDE content container and associated content control information  $C_E$  from creator E as shown in Figure 83. If  $C_E$  permits, distributor B may extract a portion of the content in such a container. Distributor B may then, for example, embed this portion in a  
10           container received from distributor C that contains an aggregation of VDE objects created by creator B, creator C, and creator D. Depending on the particular restrictions and/or permissions in the sets of control information received from each creator and distributor C, distributor B may, for example, be able  
15           to embed such an extracted portion into the container received from distributor C as an independent VDE object, or directly into content of "in place" objects from creator B, creator C, and/or creator D. Alternatively, or in addition, distributor B may, if permitted by  $C_E$ , choose to distribute such an extracted portion  
20           of content as an independent VDE object.

          User B may, in this example, receive a VDE content container from distributor C that is comprised of VDE objects created by creator B, creator C, and creator D. In addition, user

B may receive a VDE content container from distributor B that contains the same content created by creator B, creator C, and creator D in addition to one or more extracted/embedded portions of content created by creator E. User B may base decisions  
5 concerning which of such containers they choose to use (including which embedded containers she may wish to use), and under which circumstances, based on, for example, the character of such extracted/embedded portions (e.g. multimedia presentations illustrating potential areas of interest in the  
10 remainder of the content, commentary explaining and/or expositing other elements of content, related works, improved application software delivered as an element of content, etc.); the quality, utility, and/or price (or other attributes of control information) of such portions; and other considerations which  
15 distinguish the containers and/or content control information received, in this example, from distributor B and distributor C.

User B may receive content control information from distributor B for such a VDE content container that permits user  
20 B to add and/or modify content contained therein. User B may, for example, desire an ability to annotate content in such a container using a VDE aware word processor or other application(s). If permitted by senior control information, some or all of the content may be available to user B for modification

and/or additions. In this case, user B is acting as a VDE creator for added and/or modified content. User B may, for example, provide new control information for such content, or may be required (or desire to) make use of existing control information (or control information included by senior members of a chain of handling for this purpose) to manage such content (based on control information related to such a container and/or contained objects).

10           In this example, VDE 100 has been used to enable an environment including, for example, content distribution, redistribution, aggregation (extracting and/or embedding), reaggregation, modification, and usage. The environment in this example allows competitive models in which both control information and content may be negotiated for and have different particulars based on the chain of handling through which control information and/or content has been passed. Furthermore, the environment in this example permits content to be added to, and/or modified by, VDE participants receiving control information that enables such activities.

**Example -- Content Distribution Through a Content VDE Chain of Handling**

5           Figure 84 reflects certain aspects of a relatively simple  
model 3400 of VDE content distribution involving several  
categories of VDE participants. In this instance, and for  
simplicity of reference purposes, various portions of content are  
represented as discrete items in the form of VDE content  
container objects. One or more of such content portions may also  
10       be integrated together in a single object and may (as may the  
contents of any VDE content container object if allowed by  
content control information) be extracted in whole or part by a  
user. In this example, publishers of historical/educational  
multimedia content have created VDE content containers  
15       through the use of content objects available from three content  
resources:

- a Video Library 3402 product available to Publishers on  
optical discs and containing video clip VDE objects  
20       representing various historical situations,
  
- an Internet Repository 3404 which stores history  
information text and picture resources in VDE objects  
which are available for downloading to Publishers and  
25       other users, and



- an Audio Library 3406, also available on optical discs, and containing various pieces of musical performances and vocal performances (for example, historical narrations) which can be used alone or to accompany other educational historical materials.

The information provided in library 3402, repository 3404, and library 3406 may be provided to different publishers 3408(a), 3408(b), ..., 3408(n). Publishers 3408 may, in turn, provide some or all of the information they obtain to end users 3410.

In this example, the Video Library 3402 control information allows publishers to extract objects from the Video Library product container and content control information enabling use of each extracted object during a calendar year if the object has a license cost of \$50 or less, and is shorter than 45 minutes in duration, and 20,000 copies of each of any other extracted objects, and further requires all video objects to be VDE fingerprinted upon decryption. The Audio Library 3404 has established similar controls that match its business model. The Internet Repository 3406 VDE containerizes, including encrypts, selected object content as it streams out of the Repository in response to an online, user request to download an object. The Repository 3406 may fingerprint the identification of the

receiving VDE installation into its content prior to encryption and communication to a publisher, and may further require user identification fingerprinting of their content when decrypted by said Publisher or other content user.

5

The Publishers 3408 in this example have selected, under terms and conditions VDE negotiated (or otherwise agreed to) with the providing resources, various content pieces which they combine together to form their VDE object container products for their teacher customers. Publisher 3408(A) has combined video objects extracted from the Video Library 3402 (as indicated by circles), text and image objects extracted from the Internet Repository 3404 (indicated by diamonds), and one musical piece and one historical narration extracted from the Audio Library 3406 (as indicated by rectangles). Publisher 3408(B) has extracted a similar array of objects to be combined into his product, and has further added graphical elements (indicated by a hexagon) created by Publisher 3408(B) to enhance the product. Publisher 3408(C) has also created a product by combining objects from the Internet Repository 3404 and the Audio Library 3406. In this example, all publisher products are delivered, on their respective optical discs, in the form of VDE content container objects with embedded objects, to a modern high school for installation on the high school's computer network.

In this particular example, End-Users 3410 are teachers who use their VDE node's secure subsystems to access the VDE installation on their high school server that supports the publishers' products (in an alternative example, the high school may maintain only a server based VDE installation). These teachers license the VDE products from one or more of the publishers and extract desired objects from the VDE product content containers and either download the extracted VDE content in the form of VDE content containers for storage on their classroom computers and/or as appropriate and/or efficient. The teachers may store extracted content in the form of VDE content containers on server mass storage (and/or if desired and available to an end-user, and further according to acceptable pricing and/or other terms and conditions and/or senior content control information, they may store extracted information in "clear" unencrypted form on their nodes' and/or server storage means). This allows the teachers to play, and/or otherwise use, the selected portions of said publishers' products, and as shown in two instances in this example, add further teacher and/or student created content to said objects. End-user 3410(2), for example, has selected a video piece 1 received from Publisher A, who received said object from the Video Library. End-user 3410(3) has also received a video piece 3 from the same Publisher 3408(A) wherein said piece was also available to her from

Publisher 3408(B), but perhaps under not as favorable terms and conditions (such as a support consultation telephone line). In addition, end-user 3410(3) has received an audio historical narration from Publisher 3408(B) which corresponds to the content of historical reference piece 7. End-user 3410(3) has also received a corresponding historical reference piece 7 (a book) from publisher 3408(2) who received said book from the Internet Repository 3404. In this instance, perhaps publisher 3408(2) charged less for said book because end-user 3410(3) has also licensed historical reference piece 7 from him, rather than publisher 3408(1), who also carried the same book. End-user 3410(3), as a teacher, has selected the items she considers most appropriate for her classes and, through use of VDE, has been able to flexibly extract such items from resources available to her (in this instance, extracting objects from various optical products provided by publishers and available on the local high school network server).

**Example -- Distribution of Content Control Information Within an Organization**

Figure 85 shows two VDE content containers, Container 300(A) and Container 300(B), that have been distributed to a VDE Client Administrator 3450 in a large organization. As shown in the figure, Container 300(A) and Container 300(B), as

they arrive at the corporation, carry certain control information specifying available usage rights for the organization. As can be further seen in Figure 85, the client administrator 3450 has distributed certain subsets of these rights to certain department administrators 3452 of her organization, such as Sales and Marketing Administrator 3452(1), Planning Administrator 3452(2), and Research and Development Administrator 3452(k). In each instance, the Client Administrator 3450 has decided which usage options and how much budget should be made available to each department.

Figure 85 is a simplified example and, for example, the Client Administrator 3450 could have added further VDE controls created by herself and/or modified and/or deleted in place controls (if allowed by senior content control information) and/or (if allowed by control information) she could have further divided the available monetary budget (or other budgets) among specific usage activities. In this example, departmental administrators have the same rights to determine the rights of departmental end-users as the client administrator has in regard to departments. In addition, in this example (but not shown in Figure 85) the client administrator 3450 and/or content provider(s) may also determine certain control information which must directly control (including providing rights related to) end-

user content usage and/or the consequences of said usage for all or certain classes of end-users. In the example shown in Figure 85, there are only three levels of VDE participants within the organization:

- 5           a Client Administrator 3450,  
          department administrators 3452, and  
          end-users 3454.

10           In other examples, VDE will support many levels of VDE  
          administration (including overlapping groups) within an  
          organization (e.g., division, department, project, network, group,  
          end-users, etc). In addition, administrators in a VDE model may  
          also themselves be VDE content users.

15           Within an organization, VDE installations may be at each  
          end-user 3454 node, only on servers or other multiple user  
          computers or other electronic appliances, or there may be a  
          mixed environment. Determination as to the mix of VDE server  
          and/or node usage may be based on organization and/or content  
          provider security, performance, cost overhead, or other  
20           considerations.

          In this example, communications between VDE  
          participants in Figure 85 employs VDE secure communication  
          techniques between VDE secure subsystems supporting PPEs

and other VDE secure system components at each VDE installation within the organization.

**Example -- Another Content Distribution Example**

5           Creators of VDE protected content may interact with other VDE participants in many different ways. A VDE creator 102 may, for example, distribute content and/or content control information directly to users, distribute content and/or content control information to commercial content repositories, distribute  
10           content and/or content control information to corporate content repositories, and/or distribute content and/or content control information to other VDE participants. If a creator 102 does not interact directly with all users of her content, she may transmit distribution permissions to other VDE participants that permit  
15           such participants to further distribute content and/or content control information. She may also allow further distribution of VDE content and/or content control information by, for example, not restricting redistribution of control information, or allowing a VDE participant to act as a "conduit" for one or more permissions  
20           records that can be passed along to another party, wherein said permissions record provides for including the identification of the first receiving party and/or the second receiving party.

Figure 86 shows one possible arrangement of VDE participants. In this example, creator 102 may employ one or more application software programs and one or more VDE secure subsystems to place unencrypted content into VDE protected form (i.e., into one or more VDE content containers). In addition, creator 102 may produce one or more distribution permissions 3502 and/or usage permissions 3500 as an aspect of control information associated with such VDE protected content. Such distribution and/or usage permissions 3500, 3502 may be the same (e.g., all distribution permissions may have substantively all the same characteristics), or they may differ based on the category and/or class of participant for whom they are produced, the circumstances under which they are requested and/or transmitted, changing content control models of either creator 102 or a recipient, etc.

In this example, creator 102 transmits (e.g., over a network, via broadcast, and/or through transfer of physical media) VDE protected content to user 112a, user 112b, and/or user 112c. In addition, creator 102 transmits, using VDE secure communications techniques, usage permissions to such users. User 112a, user 112b, and user 112c may use such VDE protected content within the restrictions of control information specified by usage permissions received from creator 102. In this



case, creator 102 may, for example, manage all aspects of such users activities related to VDE protected content transmitted to them by creator 102. Alternatively, creator 102 may, for example, include references to control information that must be  
5 available to users that is not provided by creator 102 (e.g., component assemblies managed by another party).

Commercial content repository 200g, in this example, may receive VDE protected (or otherwise securely delivered) content  
10 and distribution, permissions and/or other content usage control information from creator 102. Commercial content repository 200g may store content securely such that users may obtain such, when any required conditions are met, content from the repository 200g. The distribution permissions 3502 may, for  
15 example, permit commercial content repository 200g to create redistribution permissions and/or usage permissions 3500, 3502 using a VDE protected subsystem within certain restrictions described in content control information received from creator 102 (e.g., not to exceed a certain number of copies, requiring  
20 certain payments by commercial content repository 200g to creator 102, requiring recipients of such permissions to meet certain reporting requirements related to content usage information, etc.). Such content control information may be stored at the repository installation and be applied to

unencrypted content as it is transmitted from said repository in response to a user request, wherein said content is placed into a VDE container as a step in a secure process of communicating such content to a user. Redistribution permissions may, for example, permit a recipient of such permissions to create a certain number of usage permissions within certain restrictions (e.g., only to members of the same household, business other organization, etc.). Repository 200g may, for example, be required by control information received from creator 102 to gather and report content usage information from all VDE participants to whom the repository has distributed permissions.

In this example, power user 112d may receive VDE protected content and redistribution permissions from commercial content repository 200g using the desktop computer 3504. Power user 112d may, for example, then use application software in conjunction with a VDE secure subsystem of such desktop computer 3504 in order to produce usage permissions for the desktop computer 3504, laptop computer 3506 and/or settop appliance 3508 (assuming redistribution permissions received from commercial content repository 200g permit such activities). If permitted by senior control information (for example, from creator 102 as may be modified by the repository 200g), power user 112d may add her own restrictions to such usage

permissions (e.g., restricting certain members of power user 112d's household using the settop appliance to certain times of day, amounts of usage, etc. based on their user identification information). Power user 112d may then transmit such VDE  
5 protected content and usage permissions to the laptop computer 3506 and the settop appliance 3508 using VDE secure communications techniques. In this case, power user 112d has redistributed permissions from the desktop computer 3504 to the settop appliance 3508 and the laptop computer 3506, and  
10 periodically the settop appliance and the laptop computer may be required to report content usage information to the desktop computer, which in turn may aggregate, and/or otherwise process, and report user usage information to the repository  
200g.

15

User 112e and/or user 112f may receive usage permissions and VDE protected content from commercial content repository 200g. These users may be able to use such content in ways authorized by such usage information. In contrast to power user  
20 112d, these users may not have requested and/or received redistribution permissions from the repository 200g. In this case, these users may still be able to transfer some or all usage rights to another electronic appliance 600, and/or they may be permitted to move some of their rights to another electronic

appliance, if such transferring and/or moving is permitted by the usage permissions received from the repository 200g. In this case, such other appliances may be able to report usage information directly to the repository 200g.

5

In this example, corporate content repository 702 within corporation 700 may receive VDE protected content and distribution permissions from creator 102. The distribution permissions received by corporate repository 702 may, for example, include restrictions that limit repository 702 to distribution activities within corporation 700.

10

The repository 702 may, for example, employ an automated system operating in conjunction with a VDE secure subsystem to receive and/or transmit VDE protected content, and/or redistribution and/or usage permissions. In this case, an automated system may, for example, rely on criteria defined by corporate policies, departmental policies, and/or user preferences to determine the character of permissions and/or content delivered to various parties (corporation groups and/or individuals) within corporation 700. Such a system may, for example, automatically produce redistribution permissions for a departmental content repository 704 in response to corporation

15

20

700 receiving distribution permissions from creator 102, and/or produce usage permissions for user 112j and/or user 112k.

5 The departmental repository 704 may automatically produce usage permissions for user 112g, user 112h, and/or user 112i. Such users may access content from the corporate content repository 702, yet receive usage permissions from departmental repository 704. In this case, user 112g, user 112h, and/or user 10 112i may receive usage permissions from departmental repository 704 that incorporate departmental restrictions in addition to restrictions imposed by senior control information (in this example, from creator 102, as may be modified by corporate repository 702, as may be further modified by departmental repository 704, that reflect a VDE extended agreement 15 incorporating commercial requirements of creator 102 and corporation 700 in addition to corporate and/or departmental policies and agreements with corporate personnel of corporation 700).

20 **Example—"Virtual Silicon Container"**

As discussed above, VDE in one example provides a "virtual silicon container" ("virtual black box") in that several different instances of SPU 500 may securely communicate together to provide an overall secure hardware environment that

"virtually" exists at multiple locations and multiple electronic appliances 600. Figure 87 shows one model 3600 of a virtual silicon container. This virtual container model 3600 includes a content creator 102, a content distributor 106, one or more content redistributors 106a, one or more client administrators 700, one or more client users 3602, and one or more clearinghouses 116. Each of these various VDE participants has an electronic appliance 600 including a protected processing environment 655 that may comprise, at least in part, a silicon-based semiconductor hardware element secure processing unit 500. The various SPUs 500 each encapsulate a part of the virtual distribution environment, and thus, together form the virtual silicon container 3600.

15 **Example -- Testing/Examinations**

A scheduled SAT examination for high school seniors is prepared by the Educational Testing Service. The examination is placed in a VDE container for scheduled release on November 15, 1994 at 1:00 PM Eastern Standard time. The SAT prepares one copy of the container for each school or other location which will conduct the examination. The school or other location ("test site") will be provided with a distributed examination container securely containing the VDE identification for the "administration" electronic appliance and/or test administrator

at the test site (such as, a testing organization) and a budget enabling, for example, the creation of 200 test VDE content containers. Each container created at the test site may have a permissions record containing secure identification information for each electronic appliance 600, on the test site's network, that will be used by a test taker, as well as, for example, an identification for the student who will take the test. The student identification could, for example, be in the form of a secure PIN password which is entered by the student prior to taking the test (a test monitor or administrator might verify the student identification by entering in a PIN password). Of course, identification might take the form of automated voice recognition, handwriting recognition (signature recognition), fingerprint information, eye recognition, or similar one or more recognition forms which may be used either to confirm the identity of the test taker (and/or test monitor/administrator) and/or may be stored with the test results in a VDE container or the like or in a location pointed to by certain container information. This identification may be stored in encrypted or unencrypted form. If stored in encrypted or otherwise protected form, certain summary information, such as error correction information, may be stored with the identification information to authenticate the associated test as corresponding to the identification.

As the student takes the test using the computer terminal, the answers selected may be immediately securely stored (but may be changed by the student during the test session). Upon the completion of the test, the student's answers, along with a  
5 reference to the test, are securely stored in a VDE reporting object which is passed along to the network to the test administrator and the administration electronic appliance 600. All test objects for all students could then be placed in a VDE object 300 for communication to the Educational Testing Service,  
10 along with whatever other relevant information (which may also be secured by VDE 100), including summary information giving average and mean scores, and other information that might be desirable to summarize and/or act as an authentication of the test objects sent. For example, certain information might be sent  
15 separately from each student summary object containing information which helps validate the object as an "authentic" test object.

Applying VDE to testing scenarios would largely eliminate  
20 cheating resulting from access to tests prior to testing (normally the tests are stolen from a teacher or test administrator). At ETS, individuals who have access to tests could be limited to only a portion of the test to eliminate the risk of the theft of a "whole" test. Employing VDE would also ensure against processing



errors or other manipulation of test answers, since absolutely authentic test results can be archived for a reasonable period of time.

5 Overall, employing VDE 100 for electronic testing will enable the benefits of electronic testing to be provided without the substantial risks associated with electronic storing, communicating, and processing of test materials and testing results. Electronic testing will provide enormous efficiency  
10 improvements, significantly lowering the cost of conducting and processing tests by eliminating printing, shipping, handling, and human processing of tests. At the same time, electronic testing will allow users to receive a copy (encrypted or unencrypted) of their test results when they leave the test sessions. This will  
15 help protect the tested individual against lost of, or improperly processed, test results. Electronic testing employing VDE 100 may also ensure that timing related variables of testing (for example precise starting, duration, and stopping times) can be reliably managed. And, of course, proper use of VDE 100 for the  
20 testing process can prevent improper access to test contents prior to testing and ensure that test taking is properly audited and authenticated, that is which person took which test, at which time, on which electronic appliance, at which location. Retesting

due to lost, stolen, improperly timed, or other variables can be avoided or eliminated.

5 VDE assisted testing may, of course, be employed for many  
different applications including secure identification of  
10 individuals for security/authentication purposes, for employment  
(e.g. applying for jobs) applications, and for a full range of  
evaluation testing. For example, an airline pilot, or a truck,  
train, or bus driver might take a test immediately prior to  
15 departure or during travel, with the test evaluating alertness to  
test for fatigue, drug use, etc. A certain test may have a different  
order and/or combination of test activities each time, or each  
group of times, the test is taken. The test or a master test might  
20 be stored in a VDE container (the order of, and which, test  
questions might be determined by a process executed securely  
within an PPE 650). The test responses may be encrypted as  
they occur and either locally stored for aggregated (or other test  
result) transmission or dynamically transmitted (for example, to  
a central test administration computer). If the test taker  
25 "flunks" the test, perhaps he or she is then prevented from  
operating the vehicle, either by a local PPE 650 issuing control  
instructions to that effect on some portion of the vehicle's  
electronic control system or a local PPE failing to decrypt or

otherwise provide certain key information required for vehicle operation.

**Example -- Appliance Rental**

5           Through use of the present invention, electronic appliances can be "leased" or otherwise provided to customers who, rather than purchasing a given appliance for unlimited usage, may acquire the appliance (such as a VCR, television, microwave oven, etc.) and be charged according to one or more aspects of  
10 use. For example, the charge for a microwave might be for each time it is used to prepare an item and/or for the duration of time used. A telephone jack could be attached, either consistently or periodically, to an inexpensive modem operatively attached or  
15 within the microwave (the modem might alternatively be located at a location which services a plurality of items and/or functions -- such as burglar alarm, light and/or heat control). Alternatively, such appliances may make use of a network formed by the power  
cables in a building to transmit and receive signals.

20           At a periodic interval, usage information (in summary form and/or detailed) could be automatically sent to a remote information utility that collects information on appliance usage (the utility might service a certain brand, a certain type of appliance, and/or a collection of brands and/or types). The usage

information would be sent in VDE form (e.g. as a VDE object  
300). The information utility might then distribute information  
to financial clearinghouse(s) if it did not itself perform the billing  
function, or the information "belonging" to each appliance  
5 manufacturer and/or lessor (retailer) might be sent to them or to  
their agents. In this way a new industry would be enabled of  
leased usage of appliances where the leases might be analogous  
to car leasing.

10           With VDE installed, appliances could also be managed by  
secure identification (PIN, voice or signature recognition, etc.).  
This might be required each time a unit is used, or on some  
periodic basis. Failure to use the secure identification or use it  
on a timely basis could disable an appliance if a PPE 650 issued  
15 one or more instructions (or failed to decrypt or otherwise  
provide certain information critical to appliance operation) that  
prevented use of a portion or all of the appliance's functions.  
This feature would greatly reduce the desirability of stealing an  
electronic appliance. A further, allied use of VDE is the  
20 "registration" of a VDE secure subsystem in a given appliance  
with a VDE secure subsystem at some control location in a home  
or business. This control location might also be responsible for  
VDE remote communications and/or centralized administration  
(including, for example, restricting your children from viewing R

rated movies either on television or videocassettes through the recognition of data indicating that a given movie, song, channel, game, etc. was R rated and allowing a parent to restrict viewing or listening). Such a control location may, for example, also  
5 gather information on consumption of water, gas, electricity, telephone usage, etc. (either through use of PPEs 650 integrated in control means for measuring and/or controlling such consumption, or through one or more signals generated by non-VDE systems and delivered to a VDE secure subsystem, for  
10 example, for processing, usage control (e.g. usage limiting), and/or billing), transmit such information to one or more utilities, pay for such consumption using VDE secured electronic currency and/or credit, etc.

15 In addition, one or more budgets for usage could be managed by VDE which would prevent improper, excessive use of a certain, leased appliance, that might, for example lead to failure of the appliance, such as making far more copies using a photocopier than specified by the duty cycle. Such improper use  
20 could result in a message, for example on a display panel or television screen, or in the form of a communication from a central clearinghouse, that the user should upgrade to a more robust model.

While the invention has been described in connection with what is presently considered to be the most practical and preferred embodiment, it is to be understood that the invention is not to be limited to the disclosed embodiment, but on the  
5 contrary, is intended to cover various modifications and equivalent arrangements included within the spirit and scope of the appended claims.

WE CLAIM:

1. A rights management appliance including:  
a user input device,  
5 a user display device,  
at least one processor, and  
at least one element defining a protected processing  
environment,  
characterized in that the protected processing environment  
10 stores and uses permissions, methods, keys, programs and/or  
other information to electronically manage rights.
  
2. In a rights management appliance including:  
a user input device,  
15 a user display device,  
at least one processor, and  
at least one element defining a protected processing  
environment,  
a method of operating the appliance characterized by the  
20 step of storing and using permissions, methods, keys, programs  
and/or other information to electronically manage rights.
  
3. A rights management appliance including at least one  
processor element at least in part defining a protected processing

environment, characterized in that the protected processing environment stores and uses permissions, methods, keys, programs and/or other information to electronically manage rights.

5

4. In a rights management appliance including at least one processor element at least in part defining a protected processing environment, a method comprising storing and using permissions, methods, keys, programs and/or other information to electronically manage rights.

10

5. An electronic appliance arrangement containing at least one secure processing unit and at least one secure database operatively connected to at least one of said secure processing unit(s), said arrangement including means to monitor usage of at least one aspect of appliance usage and control said usage based at least in part upon protected appliance usage control information.

15

6. In an electronic appliance arrangement containing at least one secure processing unit and at least one secure database operatively connected to at least one of said secure processing unit(s), a method characterized by the steps of monitoring usage of at least one aspect of appliance usage and controlling said

20



usage based at least in part upon protected appliance usage control information.

5 7. An electronic appliance arrangement containing a protected processing environment and at least one secure database operatively connected to said protected processing environment, said arrangement including means to monitor usage of at least one aspect of an amount of appliance usage and control said usage based at least in part upon protected 10 appliance usage control information processed at least in part through use of said protected processing environment.

15 8. In an electronic appliance arrangement containing a protected processing environment and at least one secure database operatively connected to said protected processing environment, a method characterized by the steps of monitoring usage of at least one aspect of appliance usage and controlling said usage based at least in part upon protected appliance usage control information processed at least in part through use of said 20 protected processing environment.

9. An electronic appliance arrangement containing one or more CPUs wherein at least one of the CPUs incorporates an integrated secure processing unit, said arrangement storing

protected appliance usage control information designed to be securely processed by said integrated secure processing unit.

5 10. In an electronic appliance arrangement containing one or more CPUs wherein at least one of the CPUs incorporates an integrated secure processing unit, a method including the step of storing and securely processing protected modular component appliance usage control information with said integrated secure processing unit.

10

11. A method of compromising a distributed electronic rights management system comprising plural nodes having protected processing environments, characterized by the following steps:

- 15 (a) exposing a certification private key,
- (b) passing at least one challenge/response protocol and/or exposing at least one external communication key based at least in part on the key exposed by the exposing step,
- 20 (c) creating a processing environment based at least in part on steps (a) and (b), and
- participating in distributed rights management using the processing environment created by step (c).

12. A processing environment for compromising a distributed electronic rights management system comprising plural nodes having protected processing environments, characterized by the following:

5            protocol passing means including an exposed certification private key for passing at least one challenge/response protocol, means coupled to the protocol passing means for at least one of (a) defeating an initialization challenge/response security, and/or (b) exposing external communication keys, and  
10            means coupled to the security detecting means for participating in distributed rights management.

13. A method of compromising a distributed electronic rights management system comprising plural nodes having associated  
15            protected processing environments, characterized by the steps of:

                  compromising the permissions record of an electronic container, and  
                  using the compromised permissions record to access and/or use electronic information.

20  
14. A system for compromising a distributed electronic rights management system comprising plural nodes having associated protected processing environments, characterized by means for

using a compromised permissions record of an electronic container for accessing and/or using electronic information.

- 15      15.    A method of tampering with a protected processing environment characterized by the steps of:
- 5                    discovering at least one system-wide key, and  
                      using the key to obtain access to content and/or administrative information without authorization.
- 10      16.    An arrangement including means for using at least one compromised system-wide key to decrypt and compromise content and/or administrative information of a protected processing environment without authorization.
- 15      17.    A combination general and secure processing computation element comprising:
- a central processing unit;  
                      at least one secure resource; and  
                      a secure mode interface switch coupled between a central  
20      processing unit and the secure resource, the switch operable alternately in a secure mode and in a non secure mode, the switch blocking access by a central processing unit to the secure resource except when the switch is operating in the secure mode.

18. A secure printing method comprising:
- downloading a decryption program to an intelligent printer;
  - sending an encrypted print stream to the printer;
  - 5 decrypting the encrypted print stream within the printer using the decryption program; and
  - destroying the downloaded decryption program.

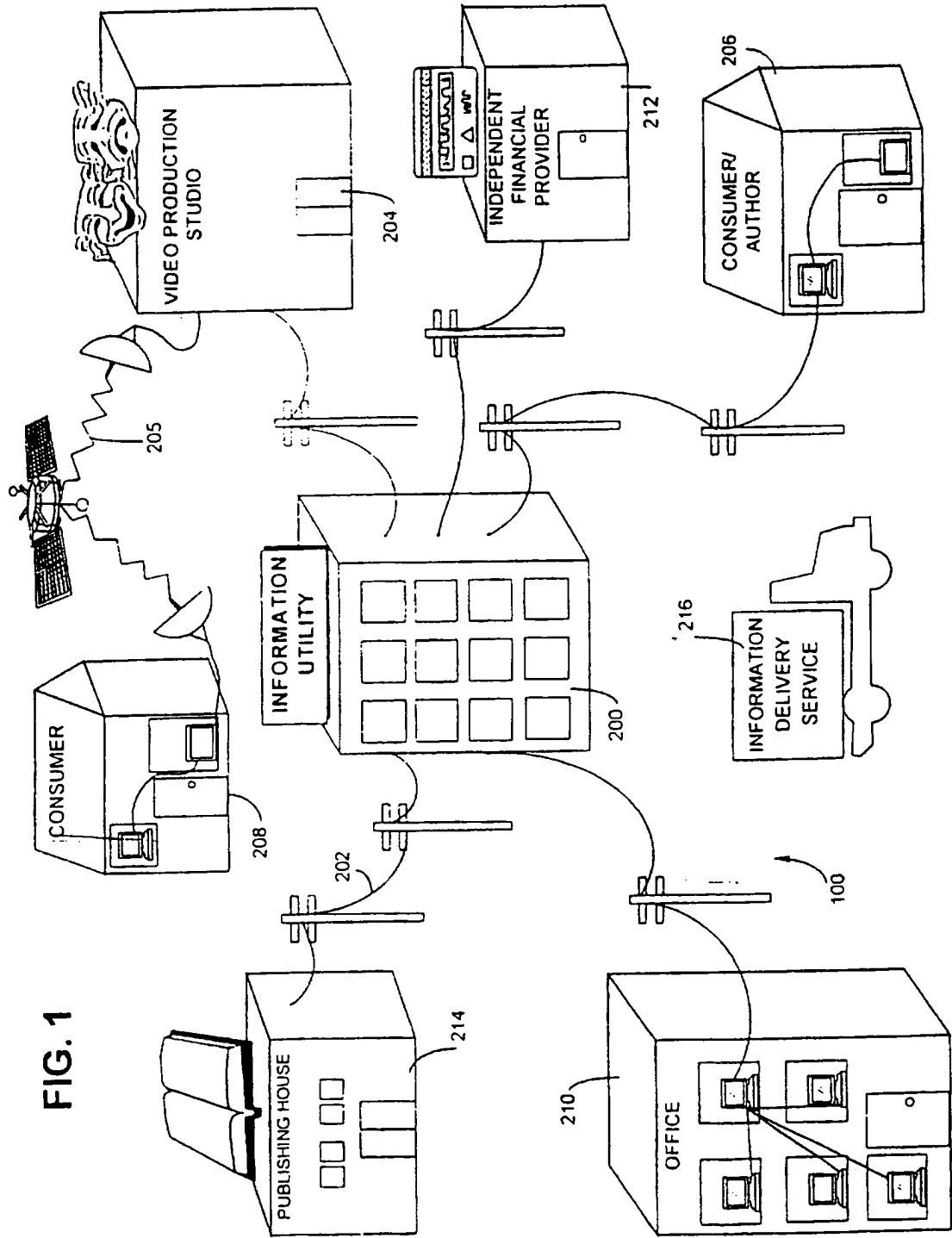


FIG. 1

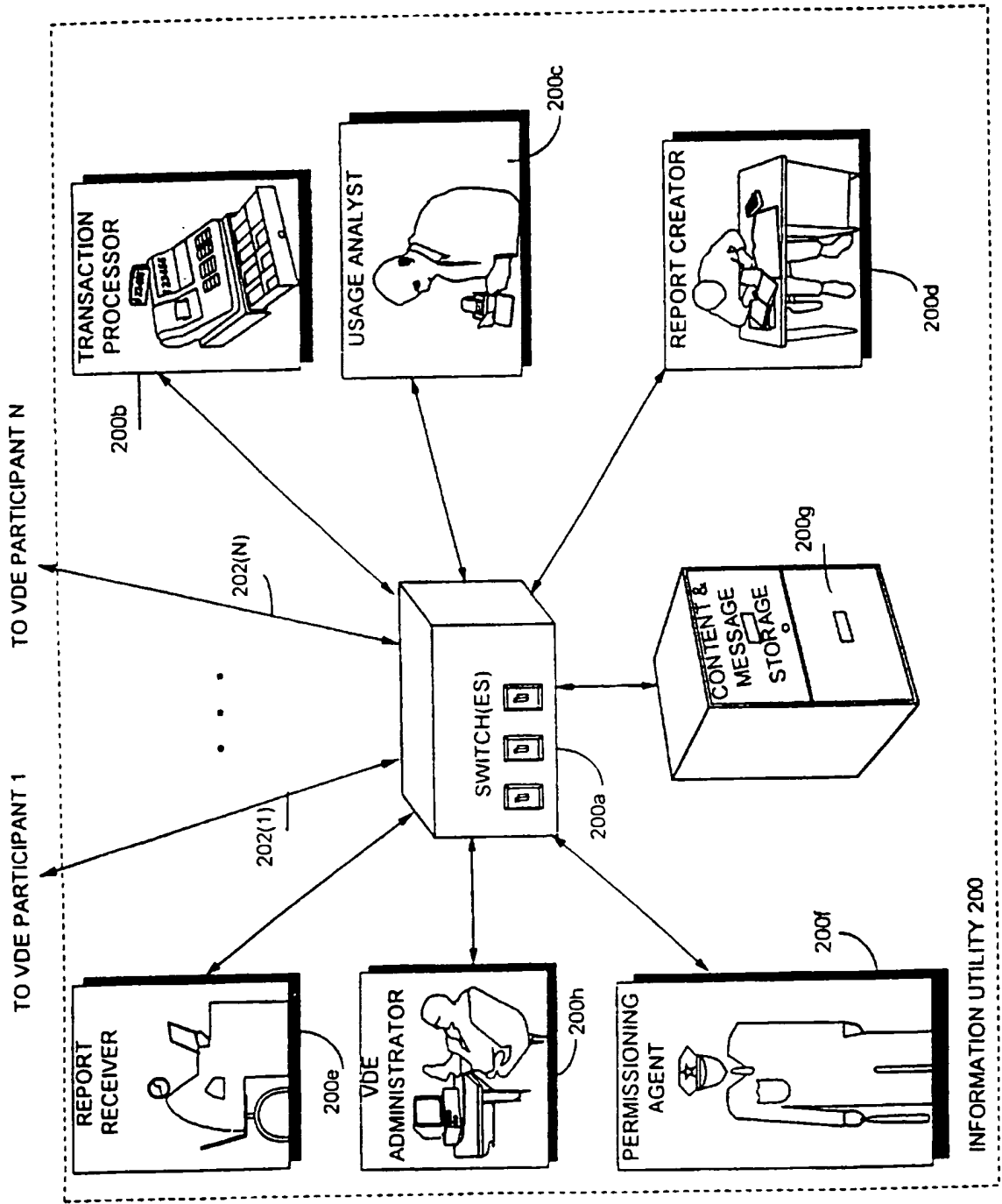
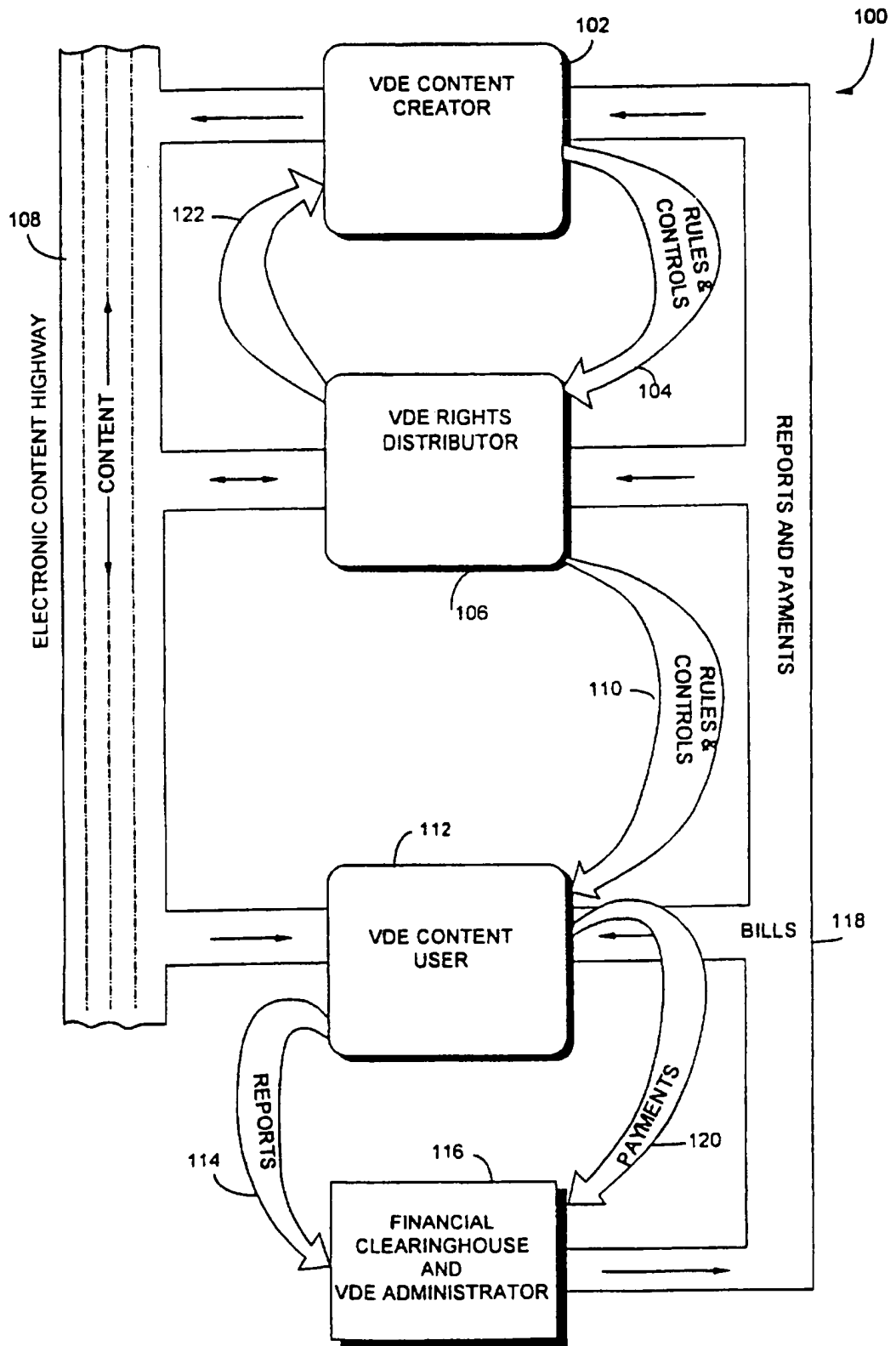


FIG. 1A

SUBSTITUTE SHEET (RULE 26)

3/163

FIG. 2

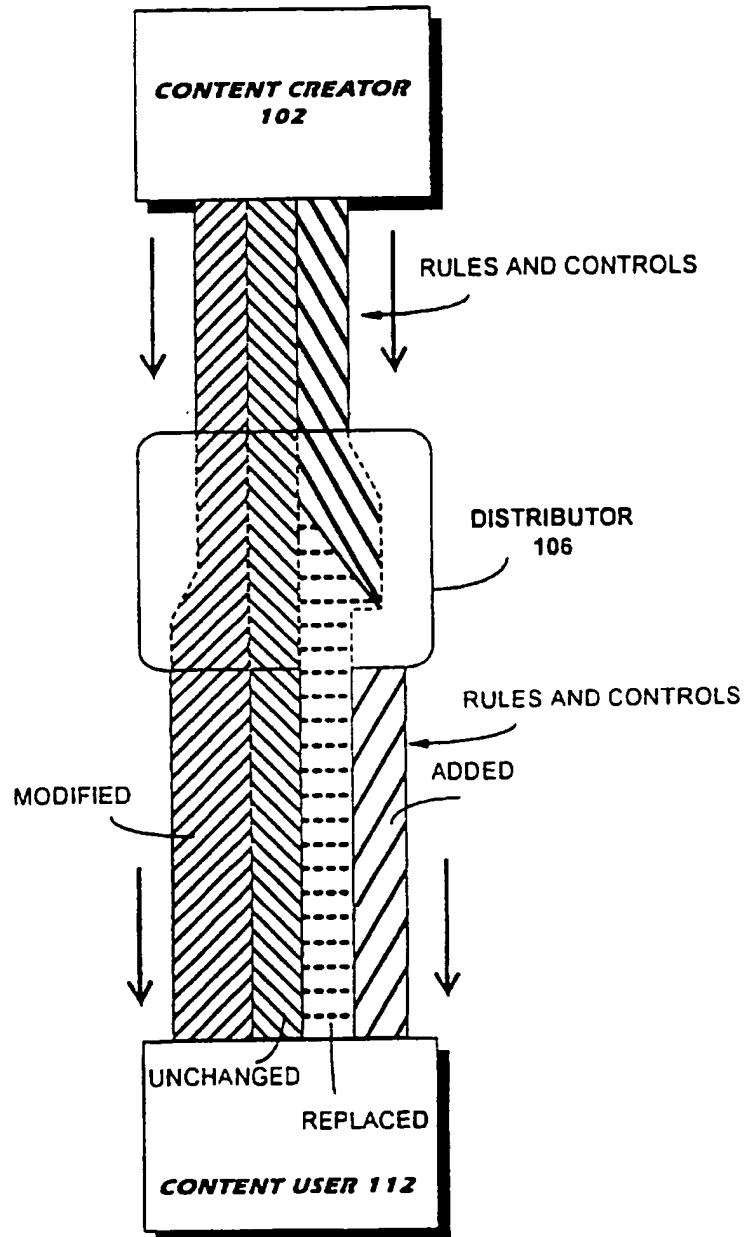


SUBSTITUTE SHEET (RULE 26)



4/163

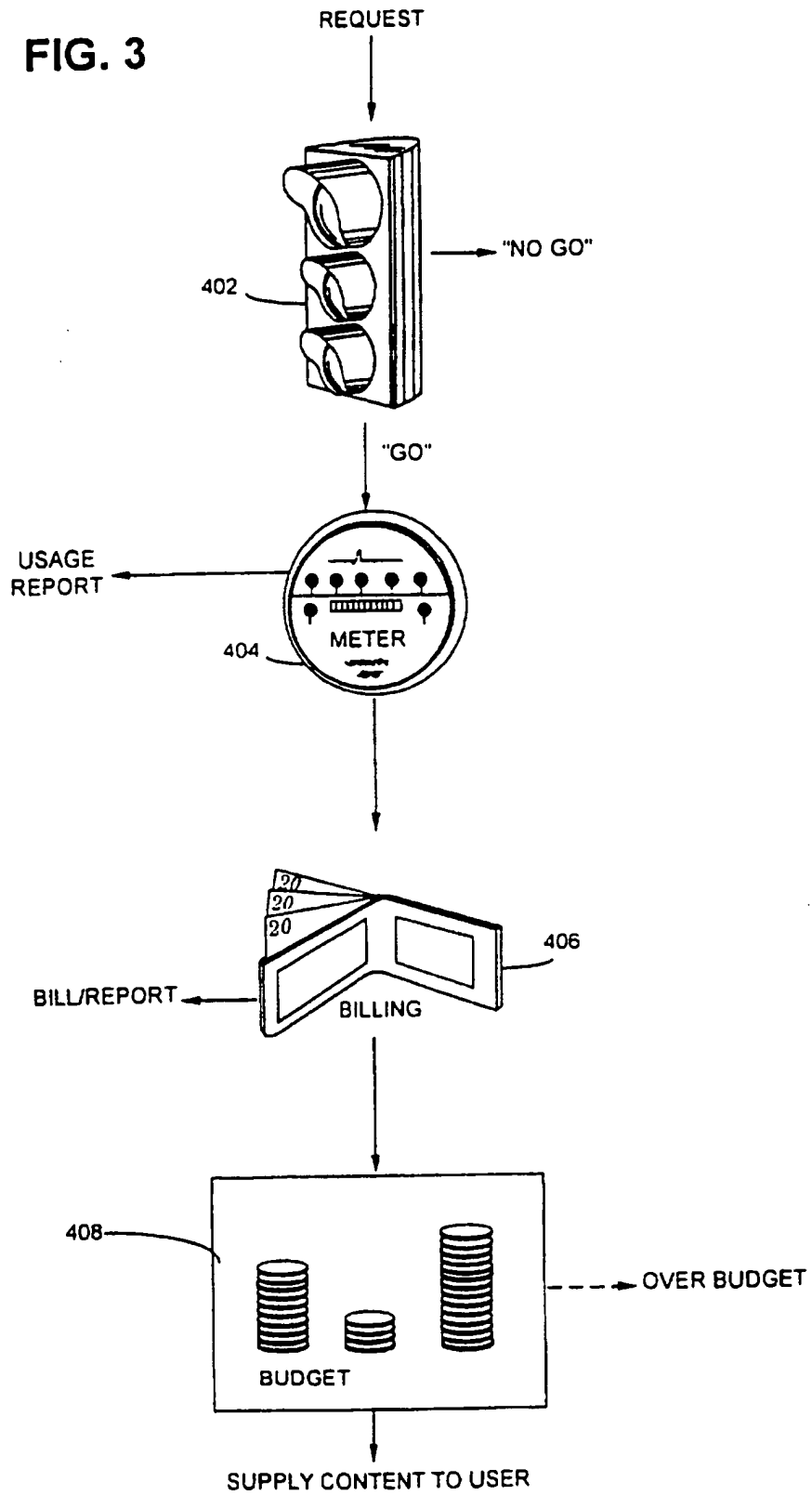
FIG. 2A



SUBSTITUTE SHEET (RULE 26)

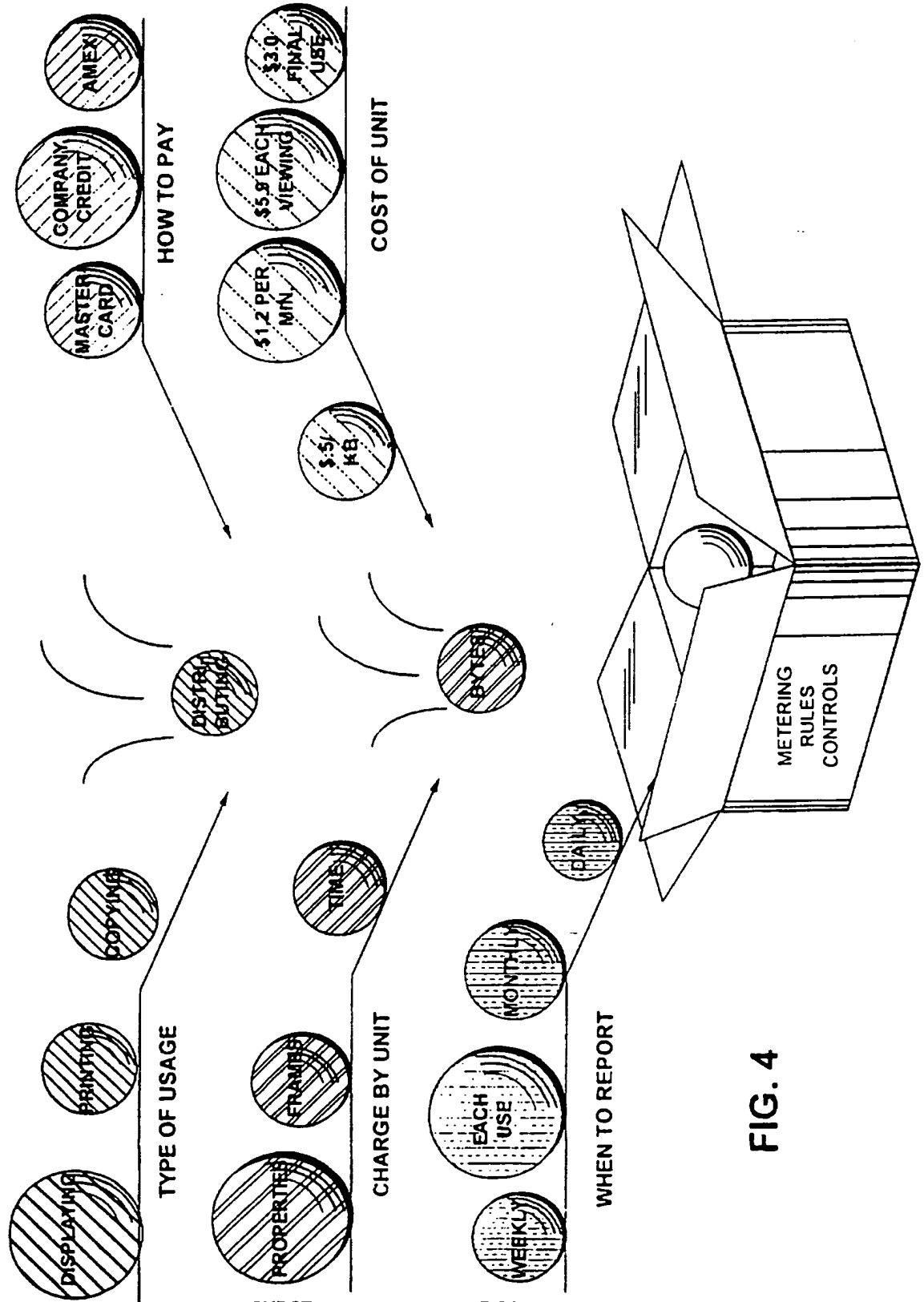
5/163

FIG. 3



SUBSTITUTE SHEET (RULE 26)

6/163

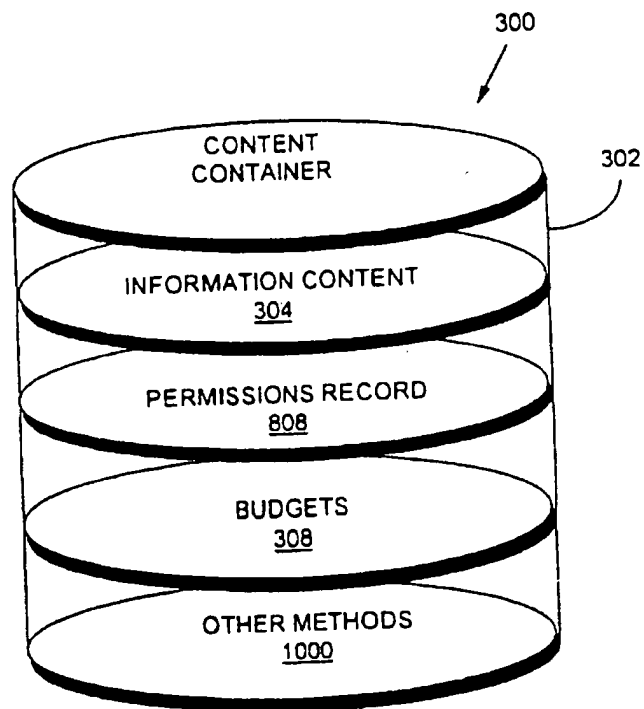


SUBSTITUTE SHEET (RULE 26)

FIG. 4

7/163

FIG. 5A



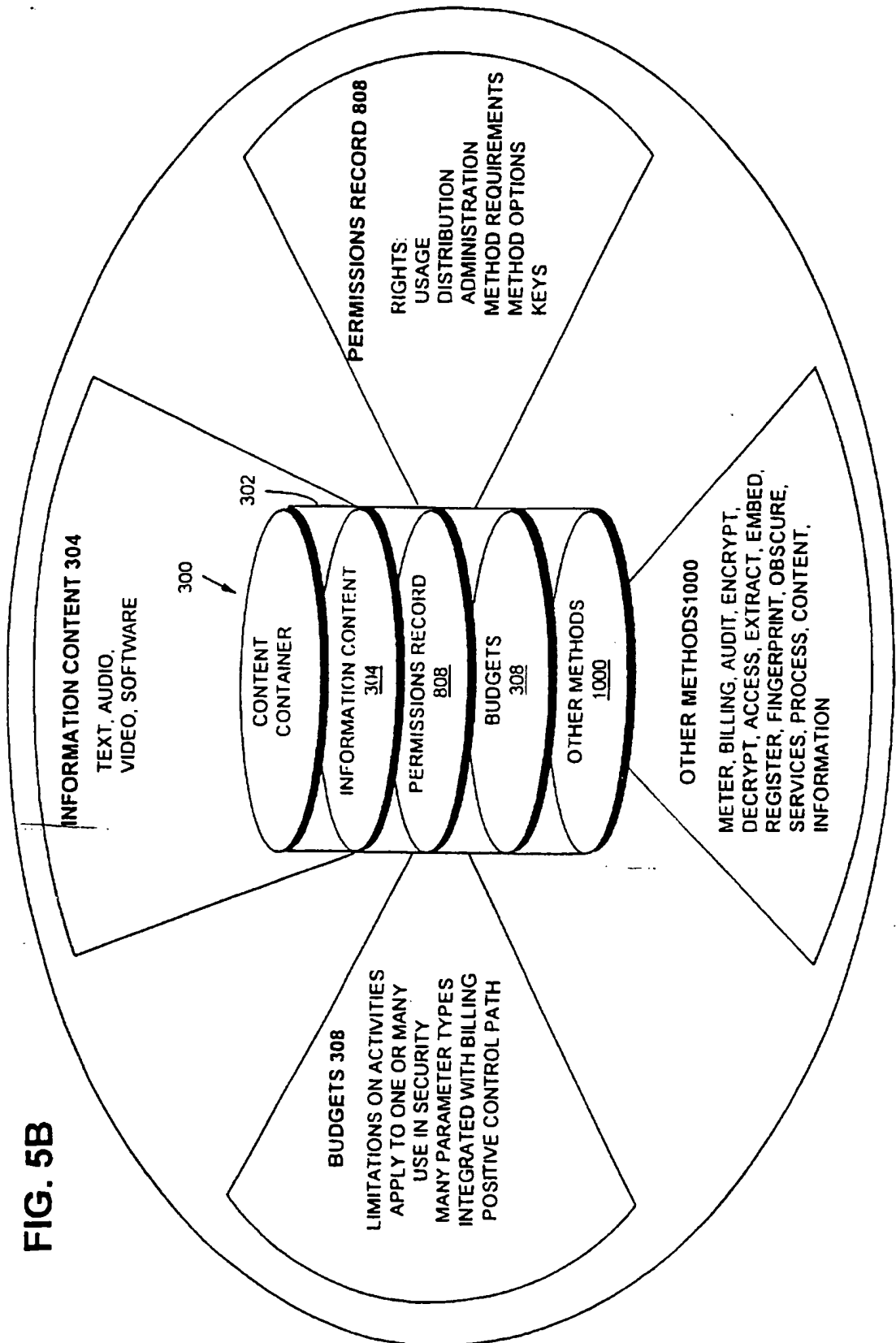
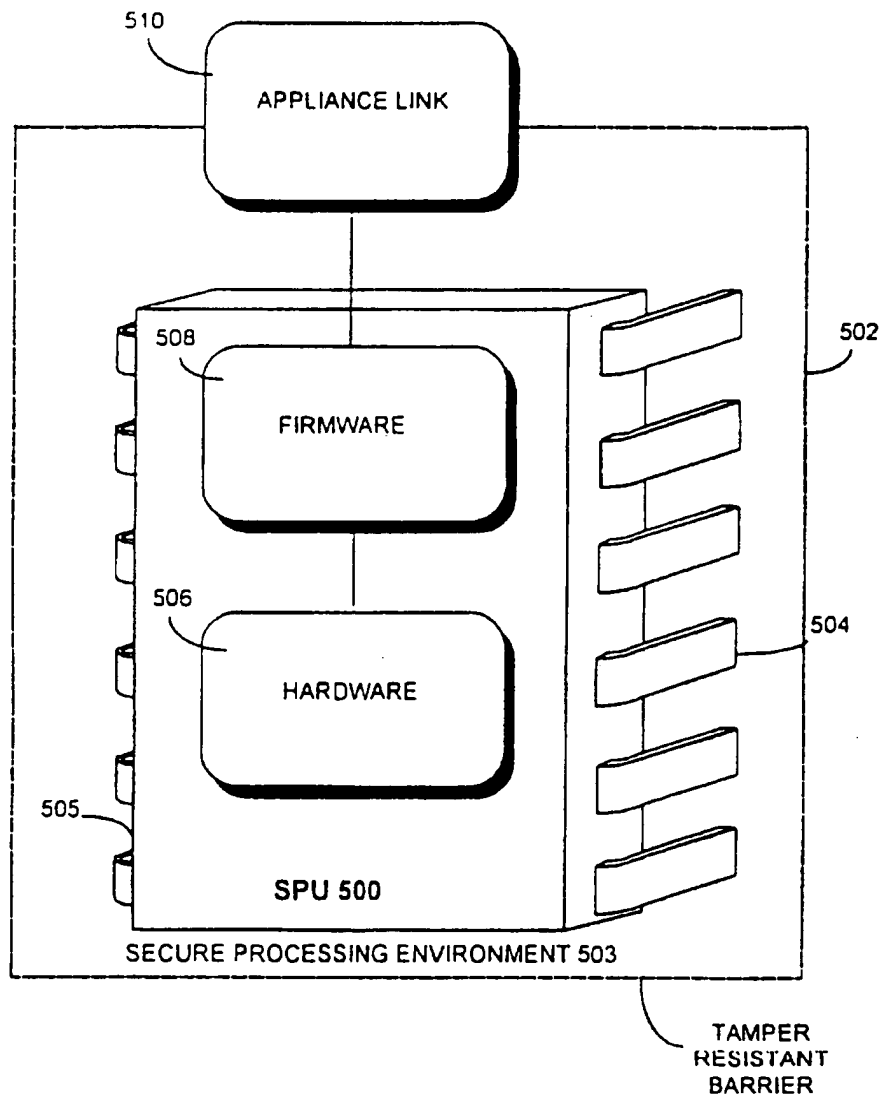


FIG. 5B

9/163

FIG. 6



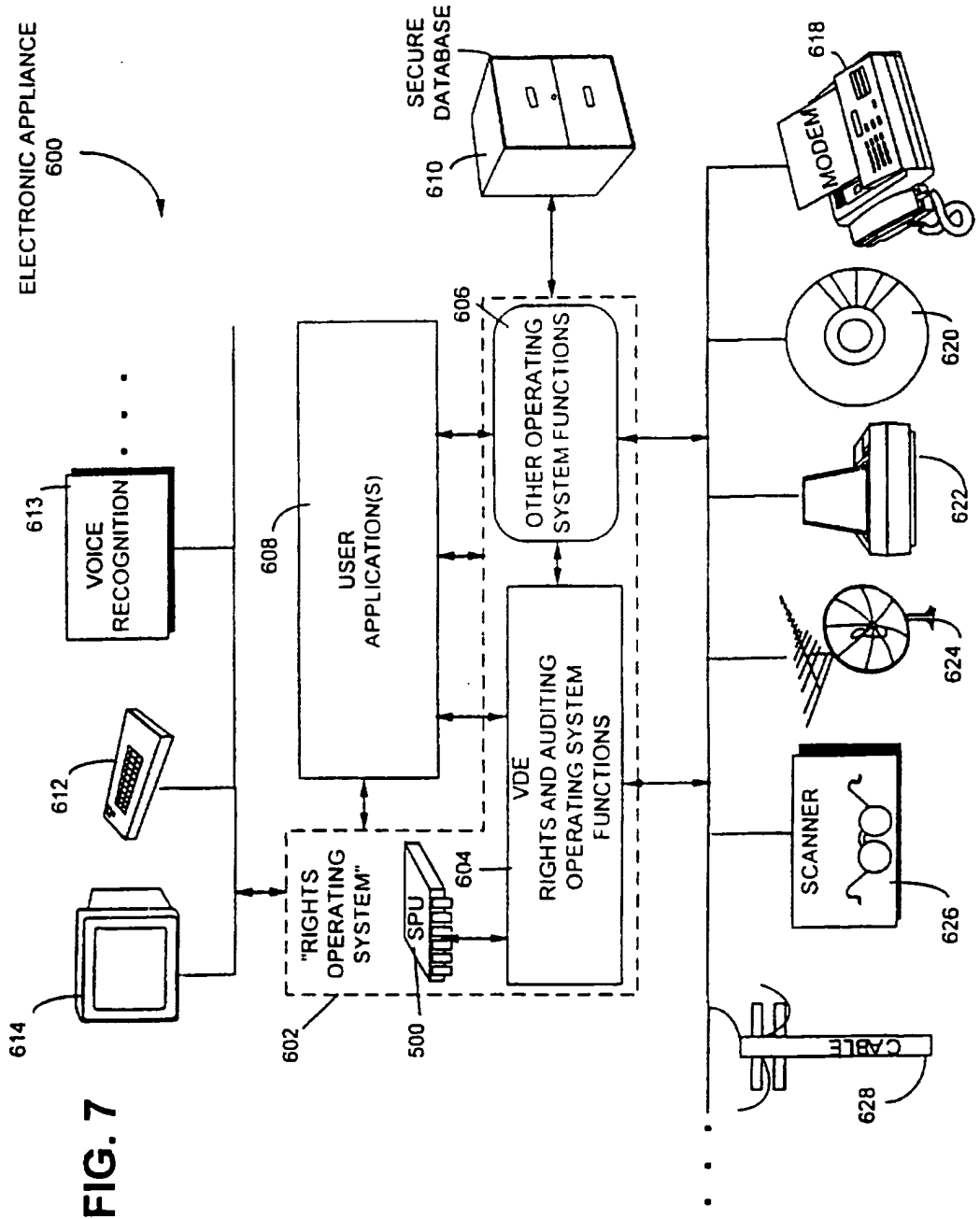
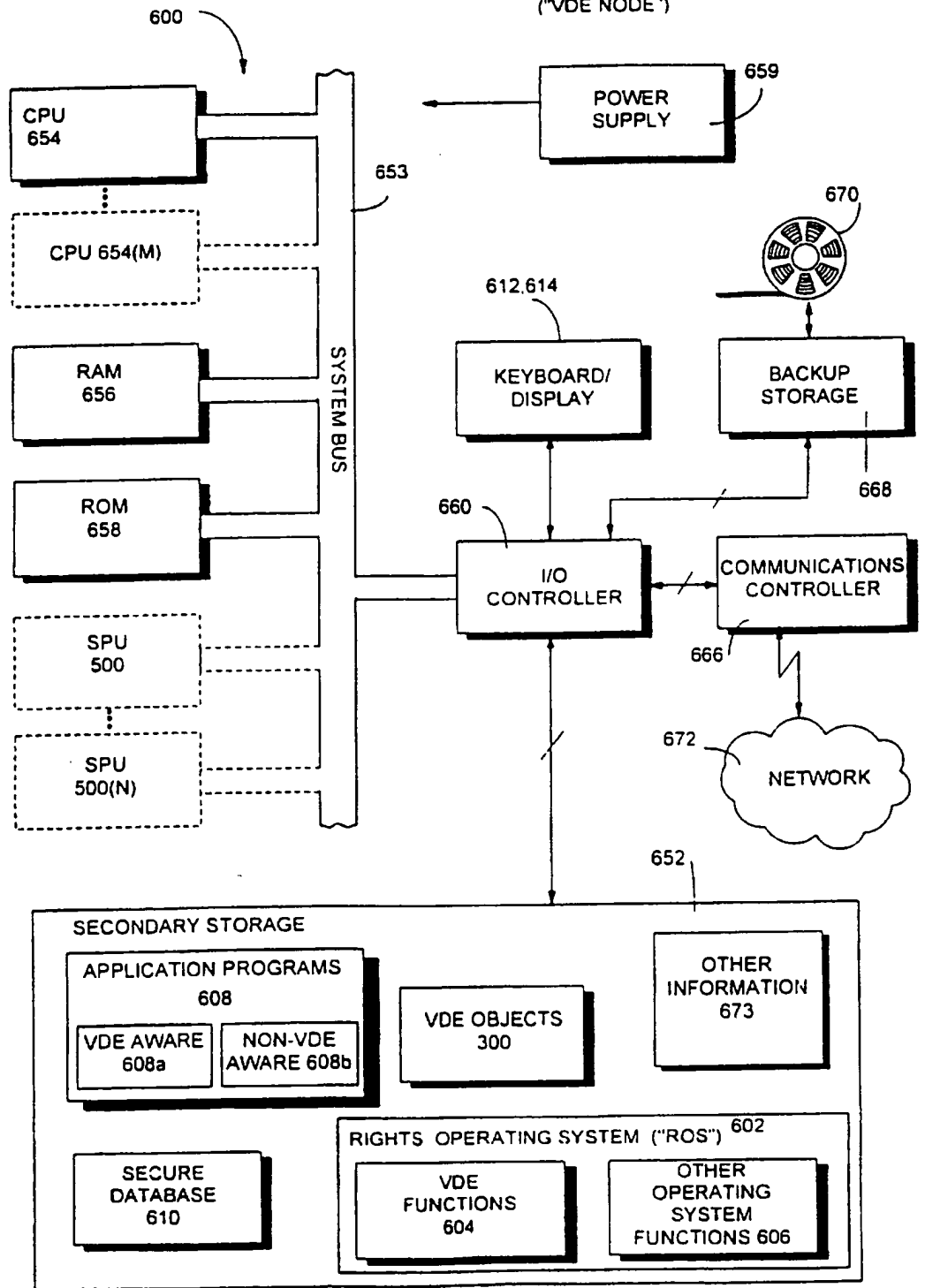


FIG. 7

11/163

**FIG. 8** ELECTRONIC APPLIANCE 600 ("VDE NODE")



SUBSTITUTE SHEET (RULE 26)



12/163

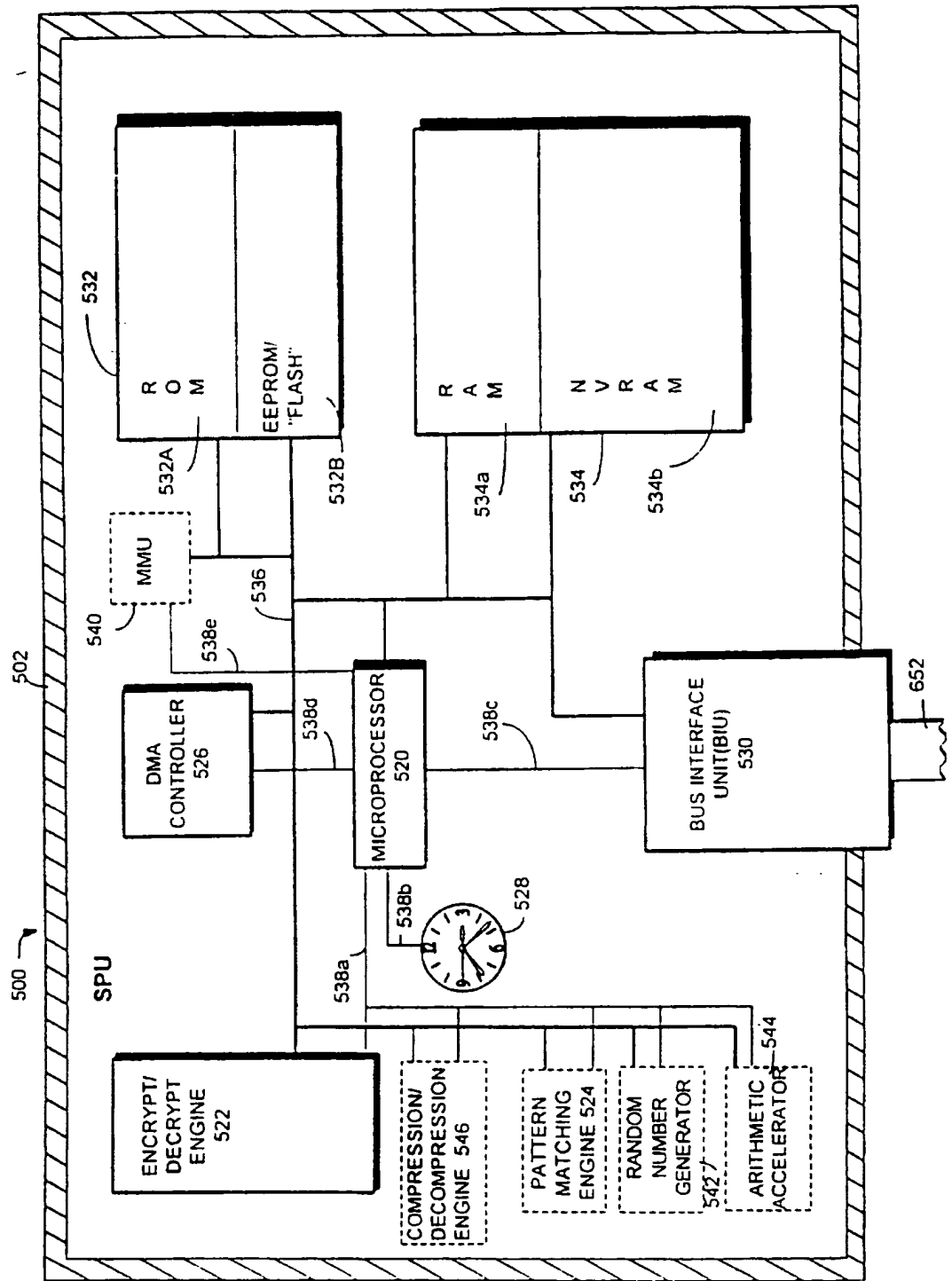


FIG. 9

SUBSTITUTE SHEET (RULE 26)

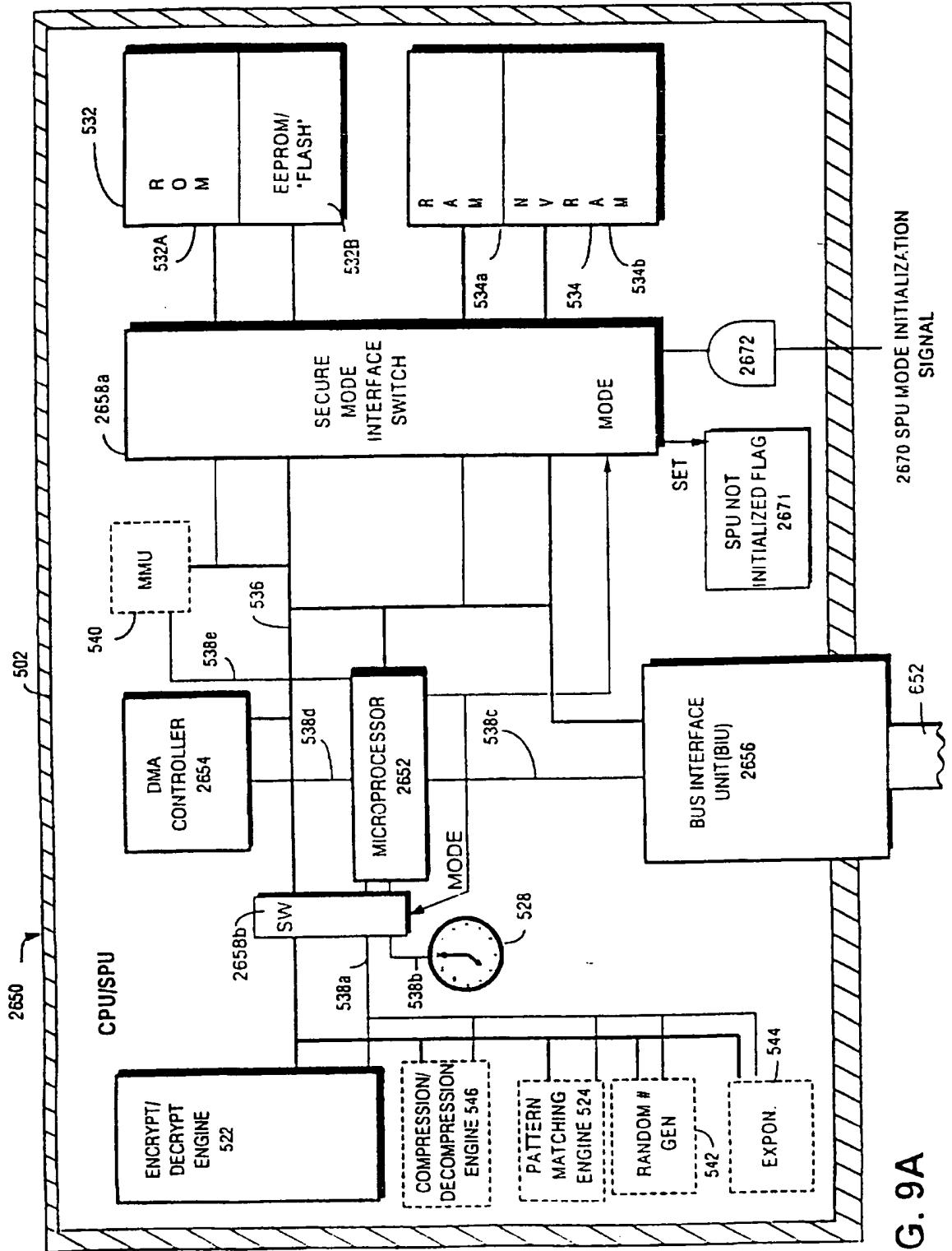


FIG. 9A

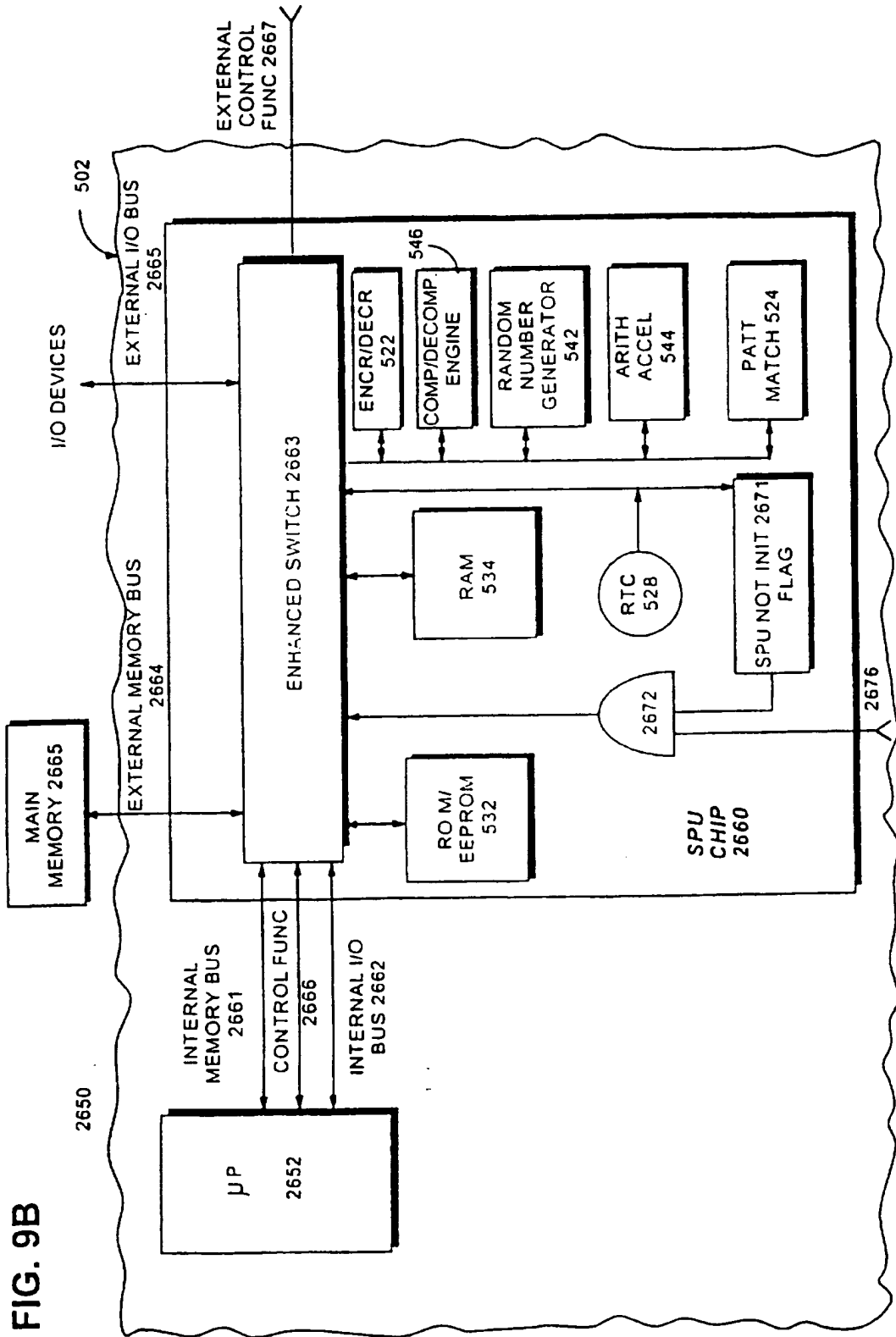


FIG. 9B

SUBSTITUTE SHEET (RULE 26)

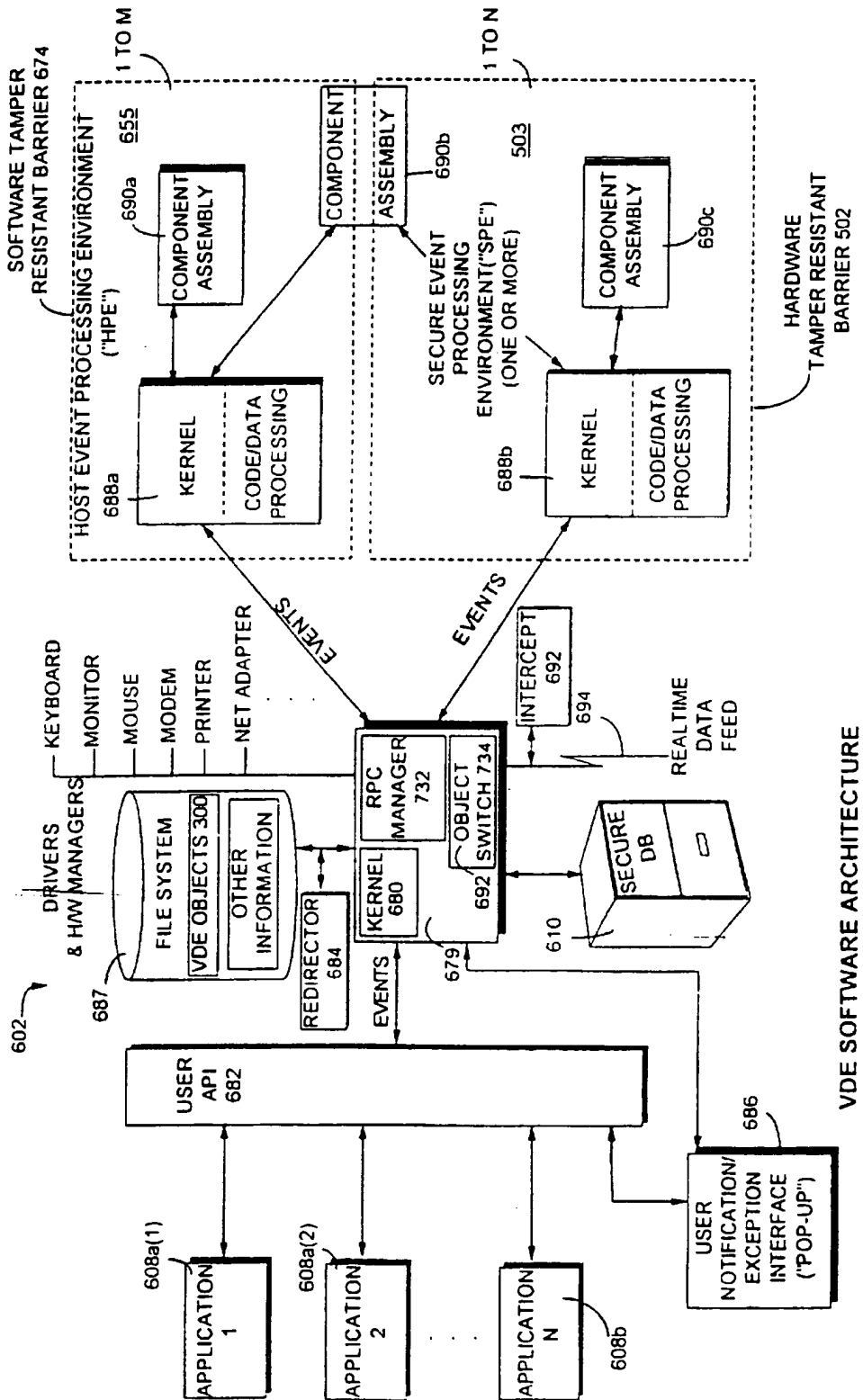


FIG. 10

VDE SOFTWARE ARCHITECTURE

FIG. 11C

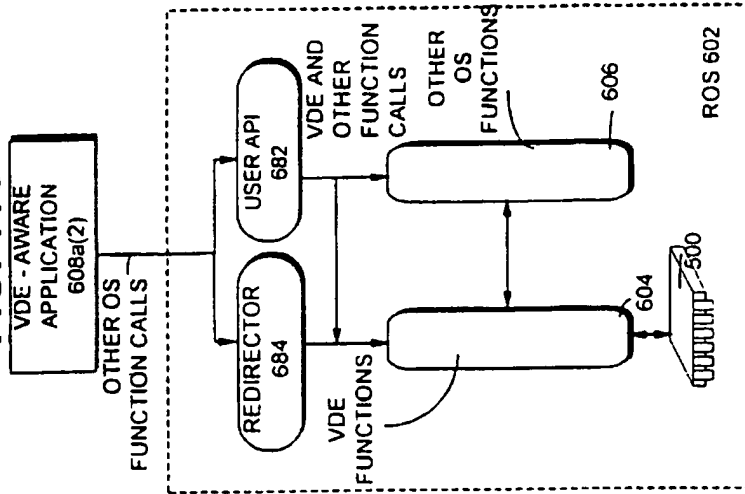


FIG. 11B

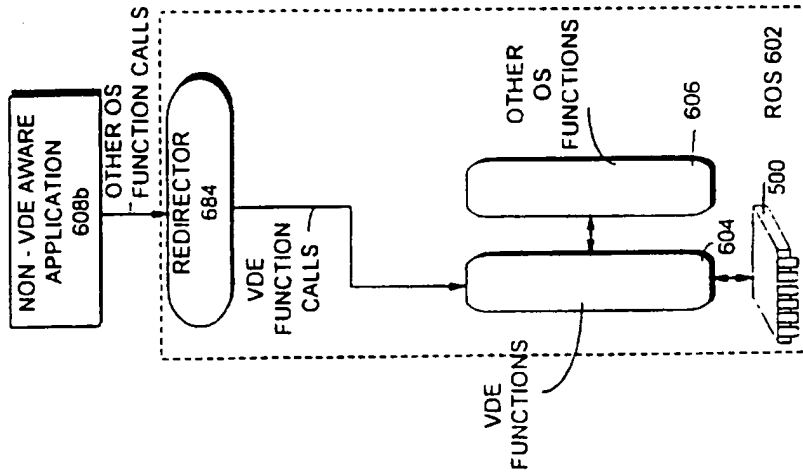
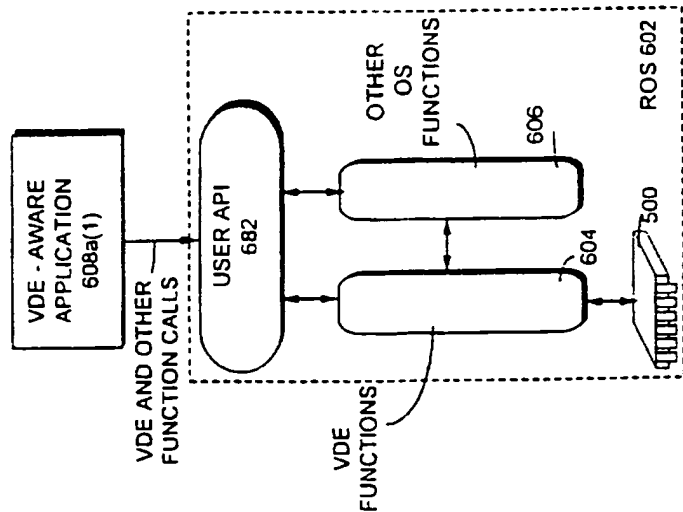


FIG. 11A



17/163

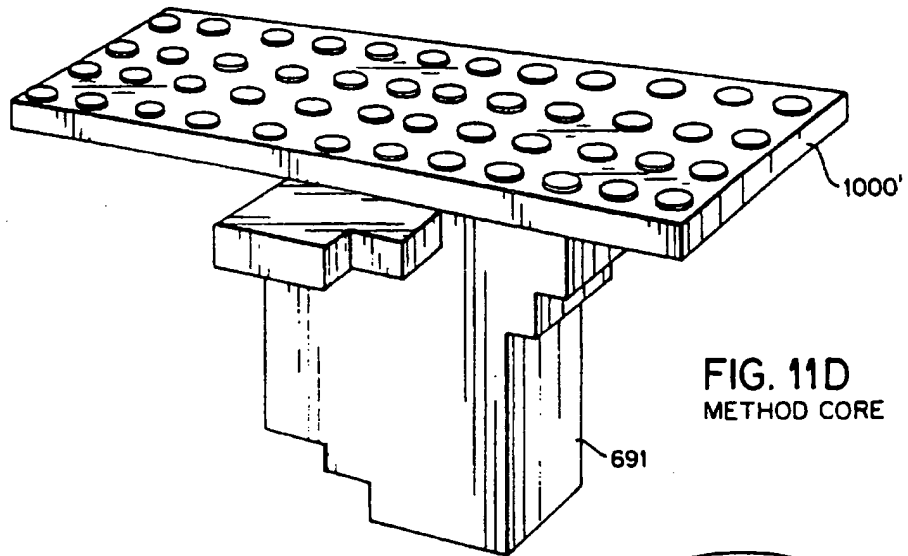


FIG. 11D  
METHOD CORE

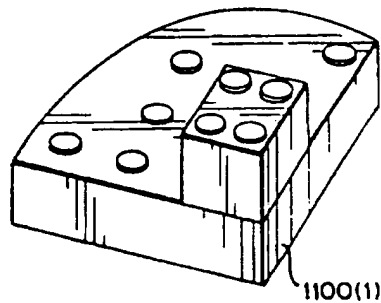


FIG. 11E  
LOAD MODULE  
WITH DTD

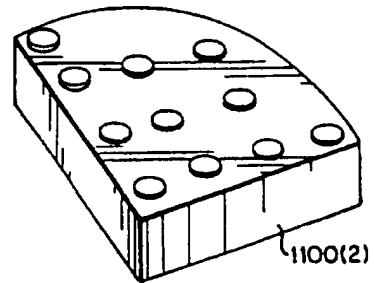


FIG. 11F  
LOAD MODULE

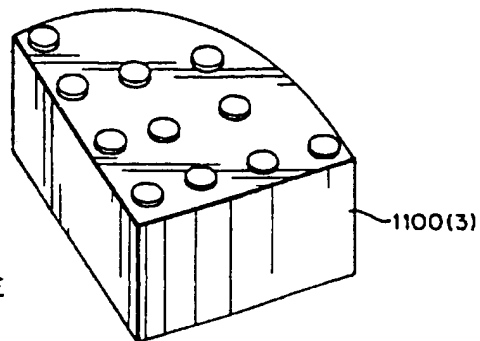


FIG. 11G  
LOAD MODULE

SUBSTITUTE SHEET (RULE 26)

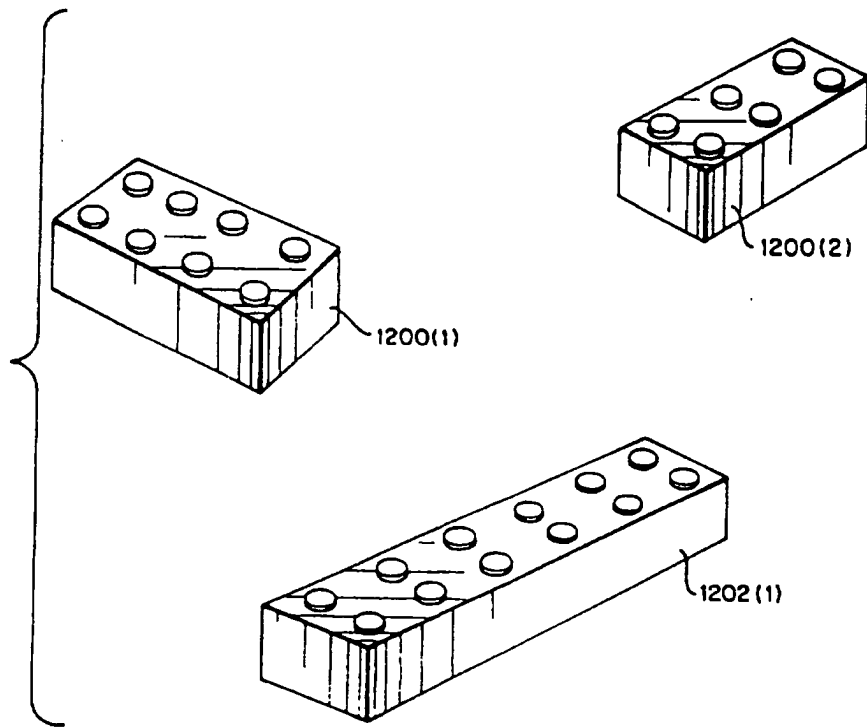
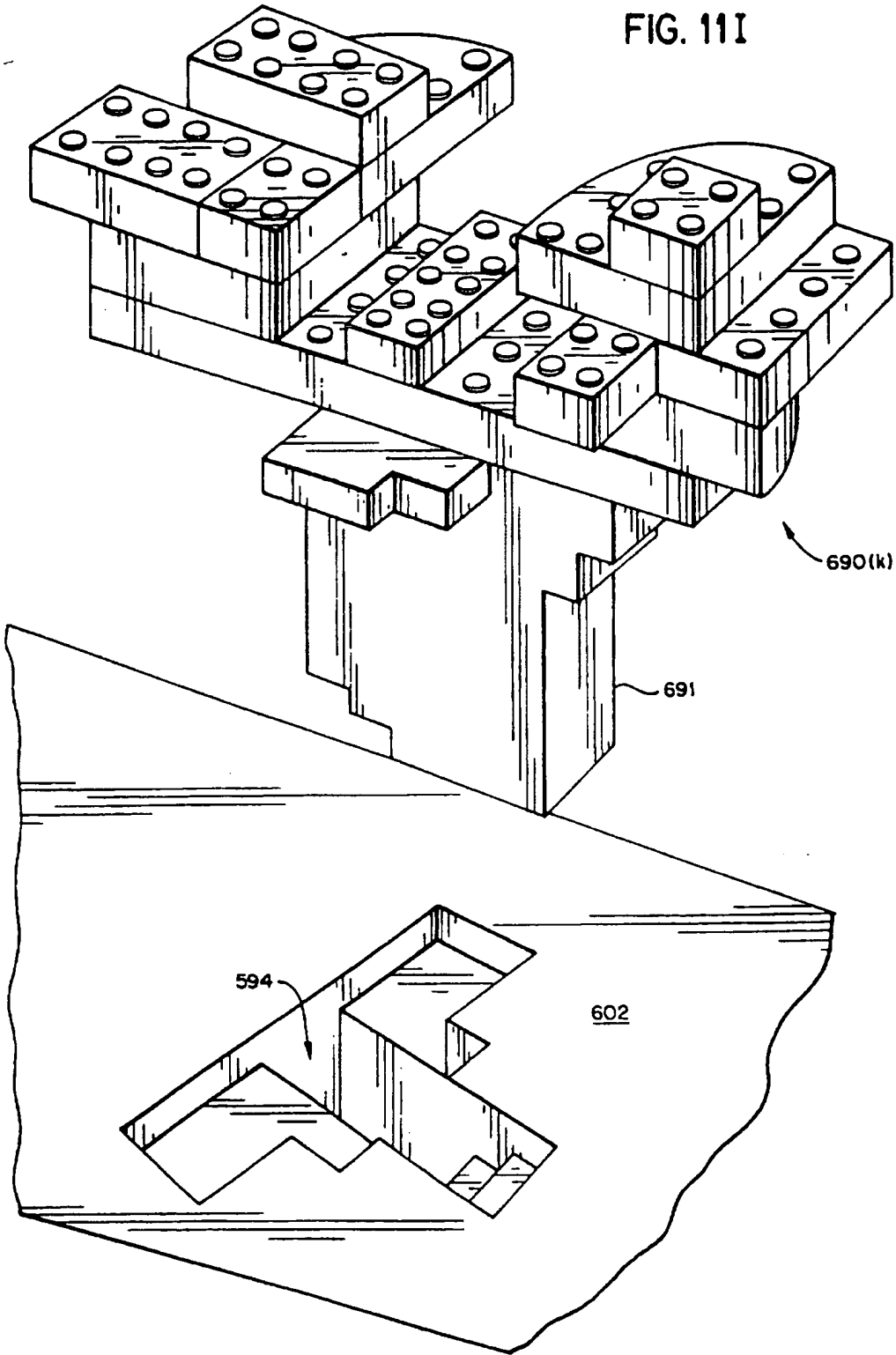


FIG. 11H  
DATA STRUCTURES

19/163

FIG. 11I





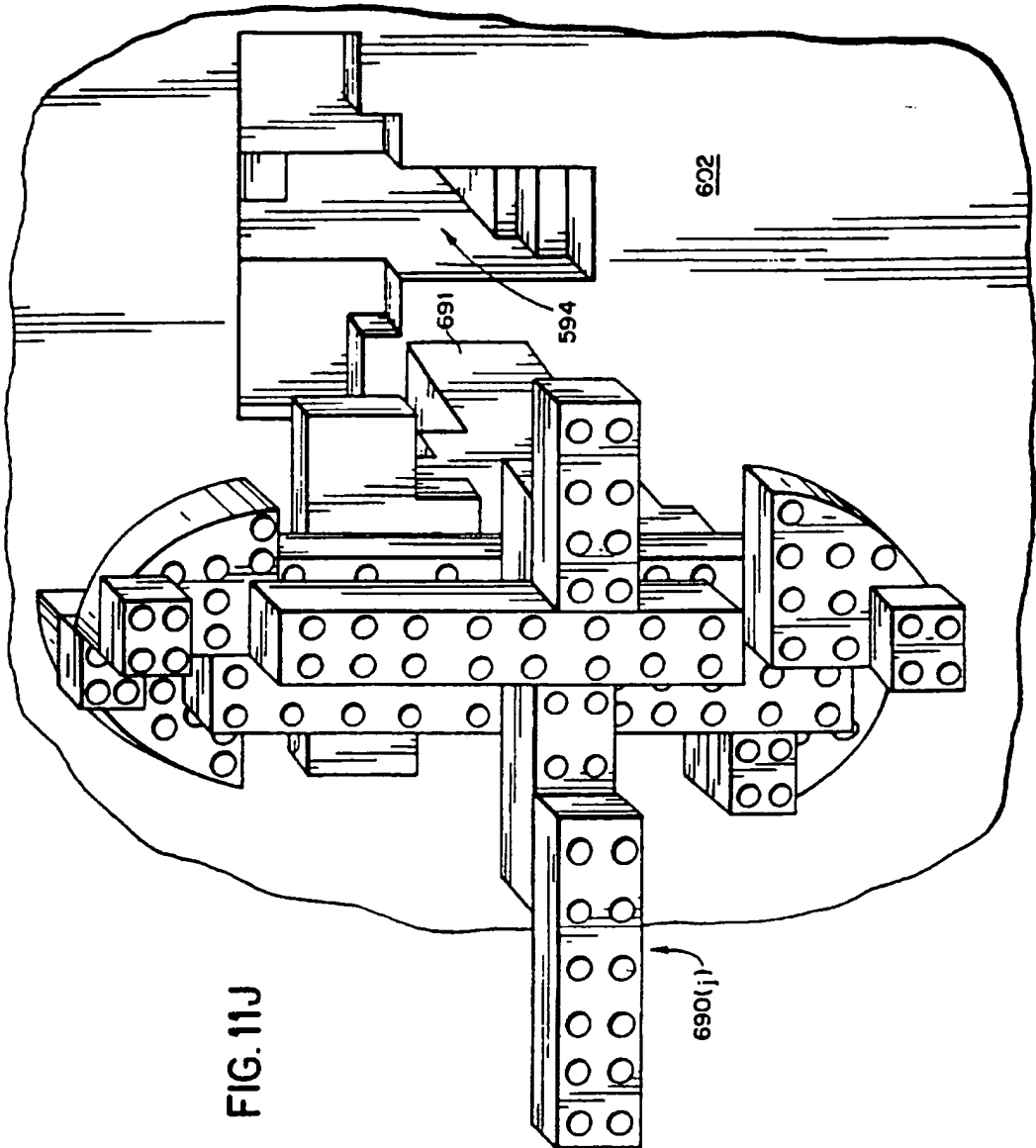


FIG. 11J

SUBSTITUTE SHEET (RULE 26)

21/163

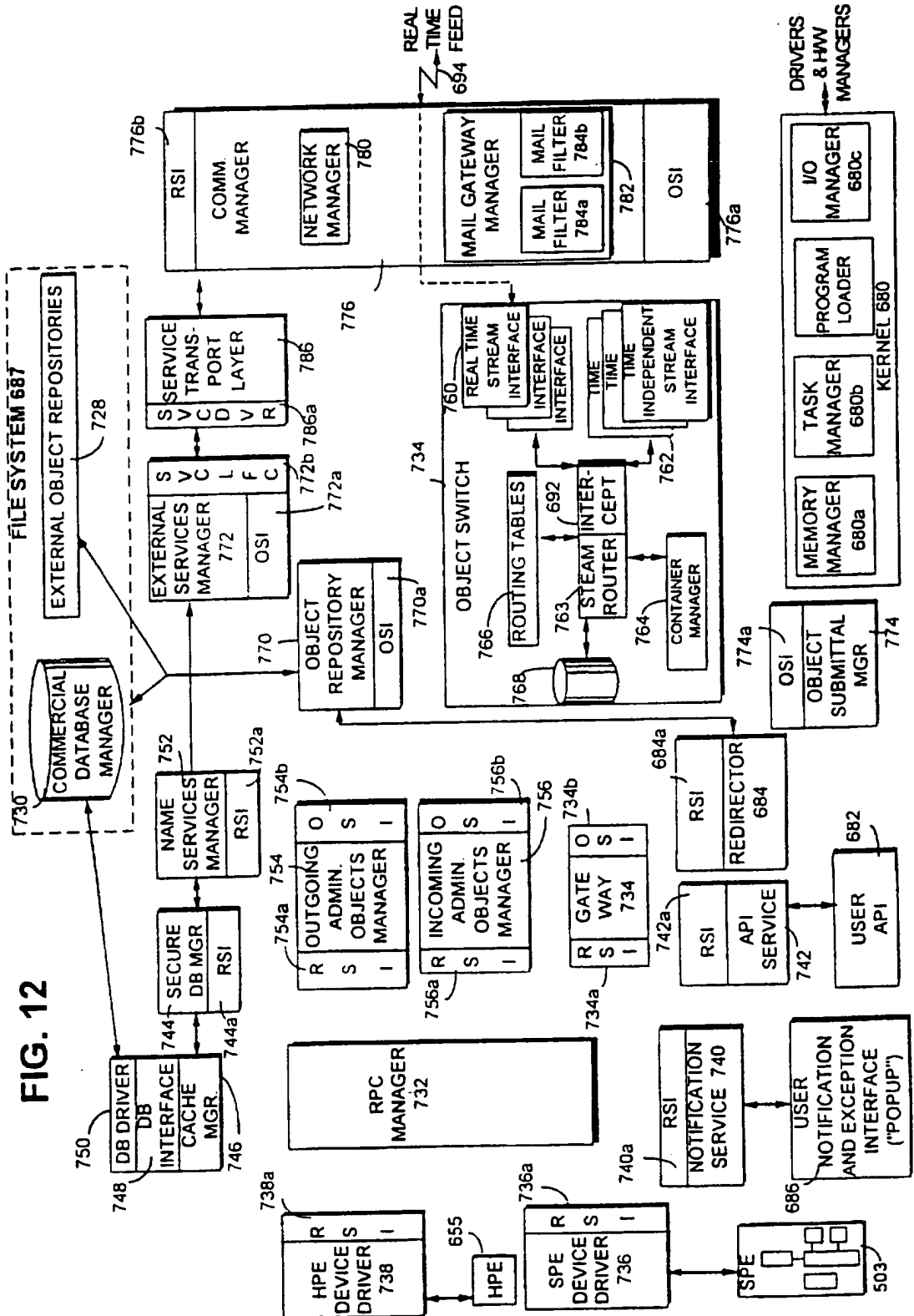
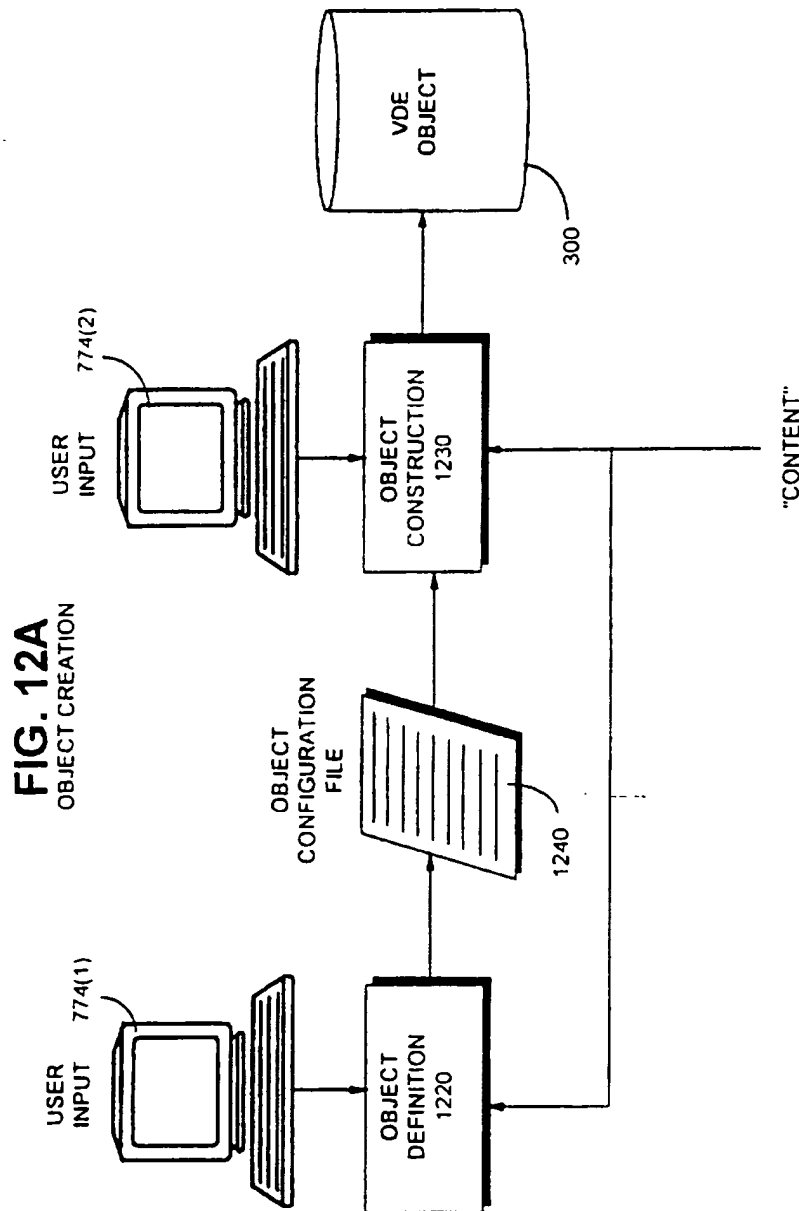


FIG. 12

SUBSTITUTE SHEET (RULE 26)



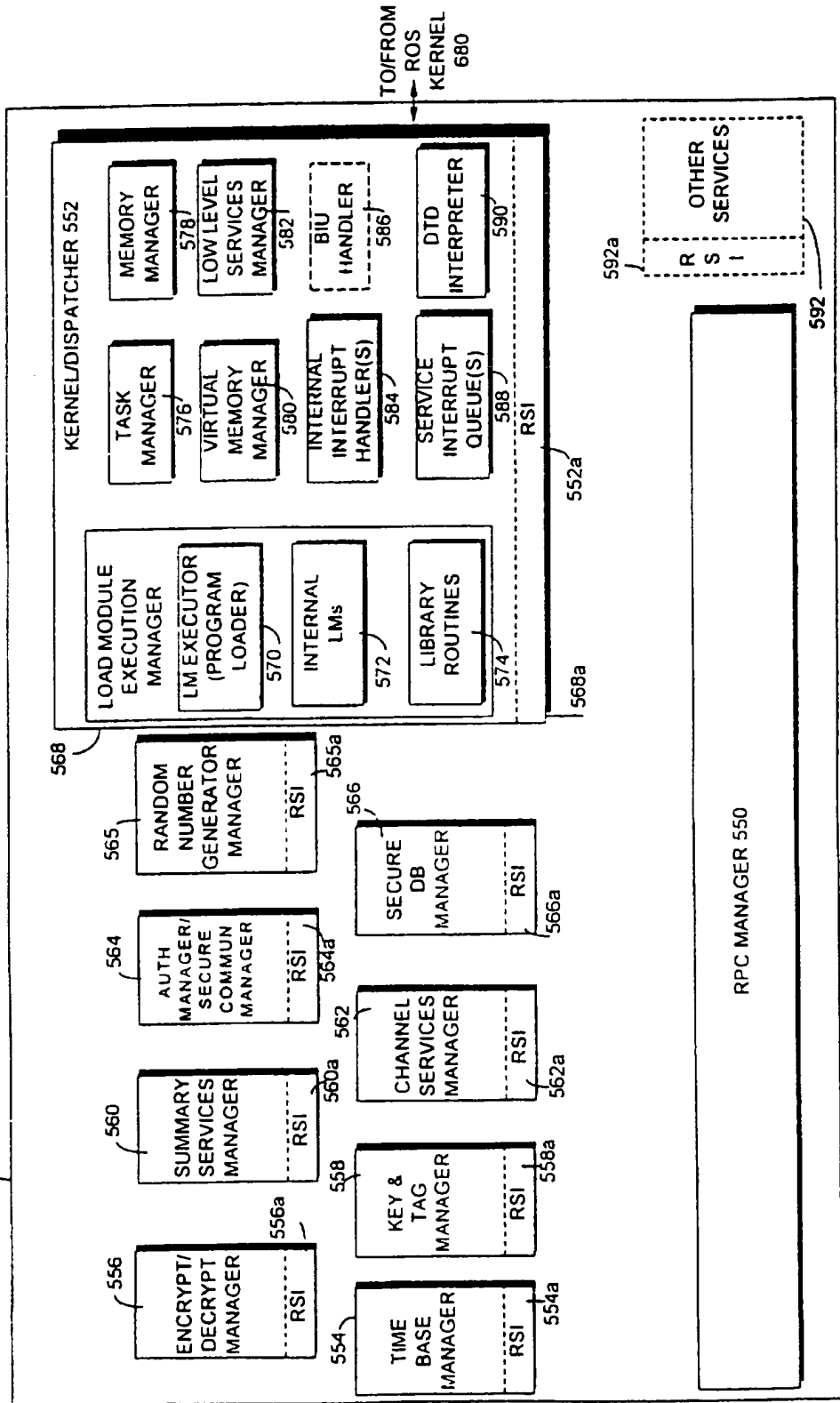
**FIG. 12A**  
OBJECT CREATION

SUBSTITUTE SHEET (RULE 26)

FIG. 13

PROTECTED PROCESSING ENVIRONMENT 650

503, 655



24/163

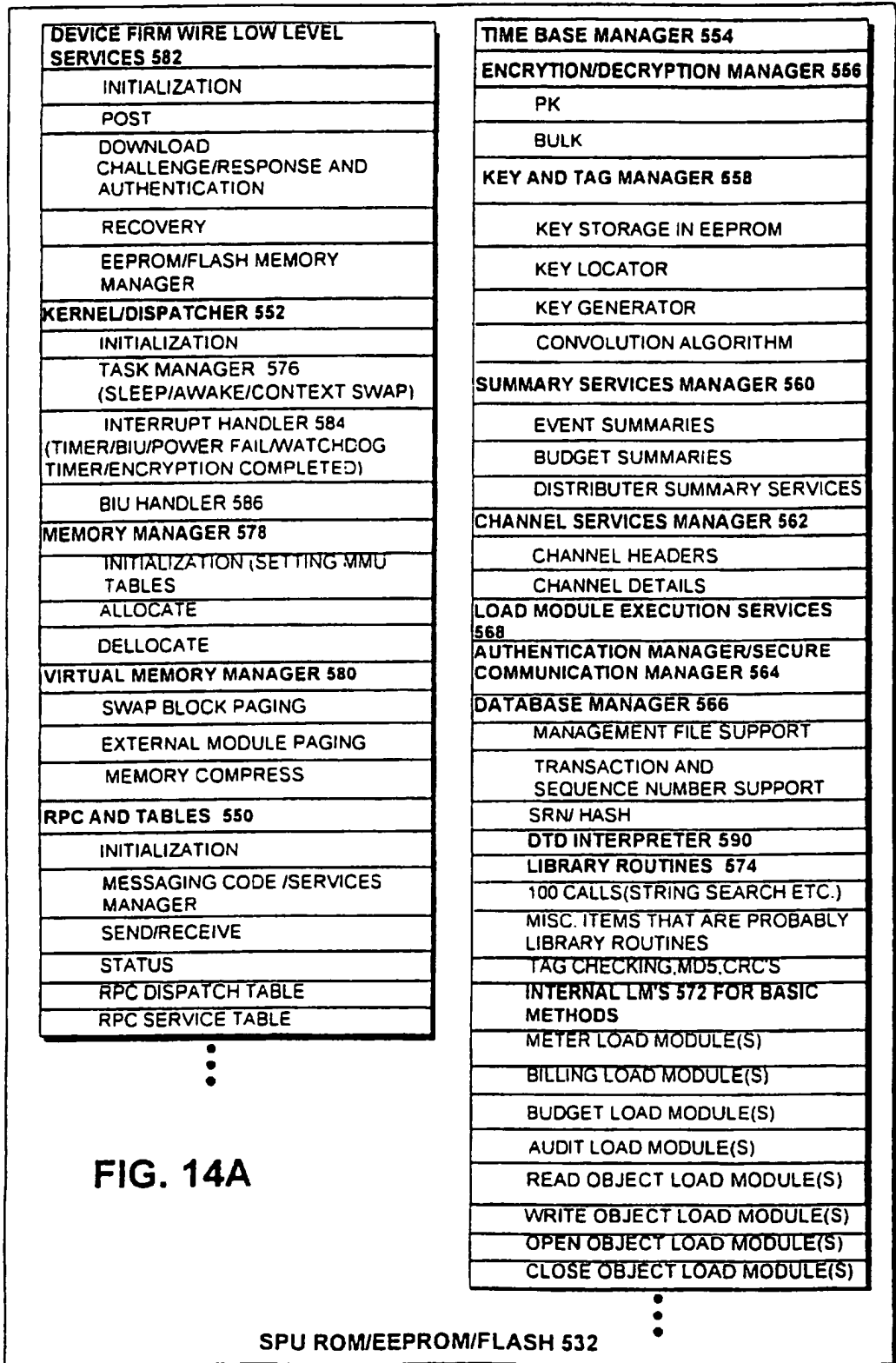
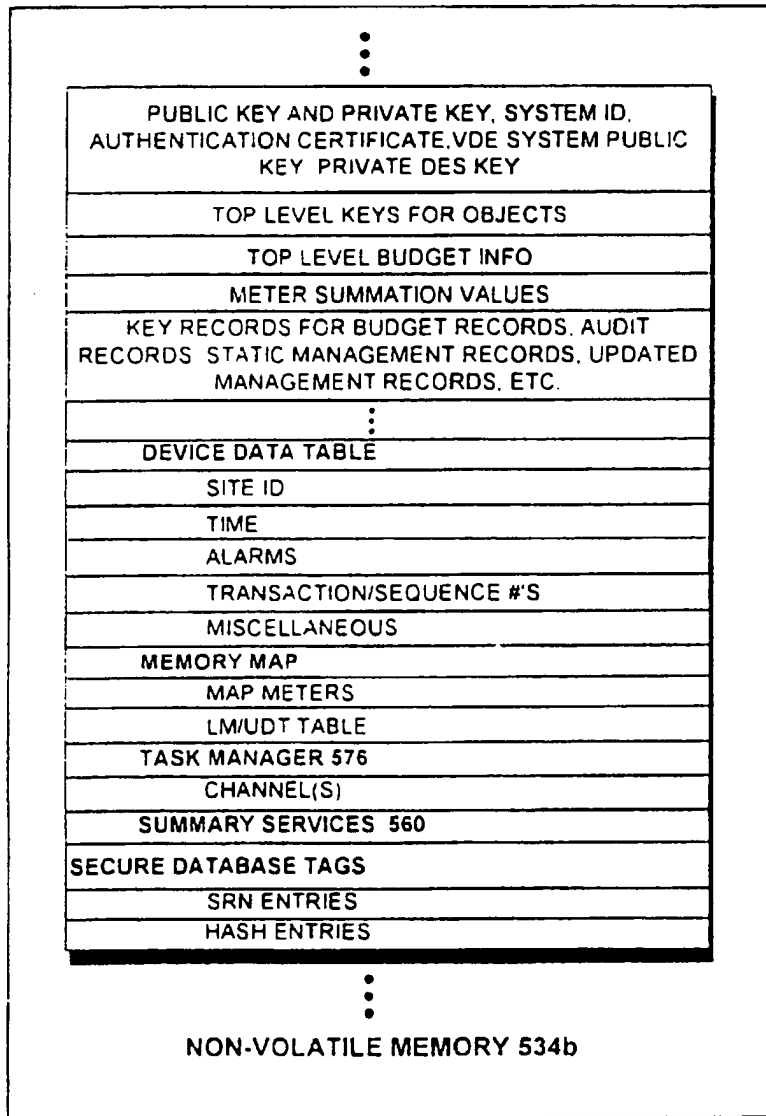


FIG. 14A

25/163

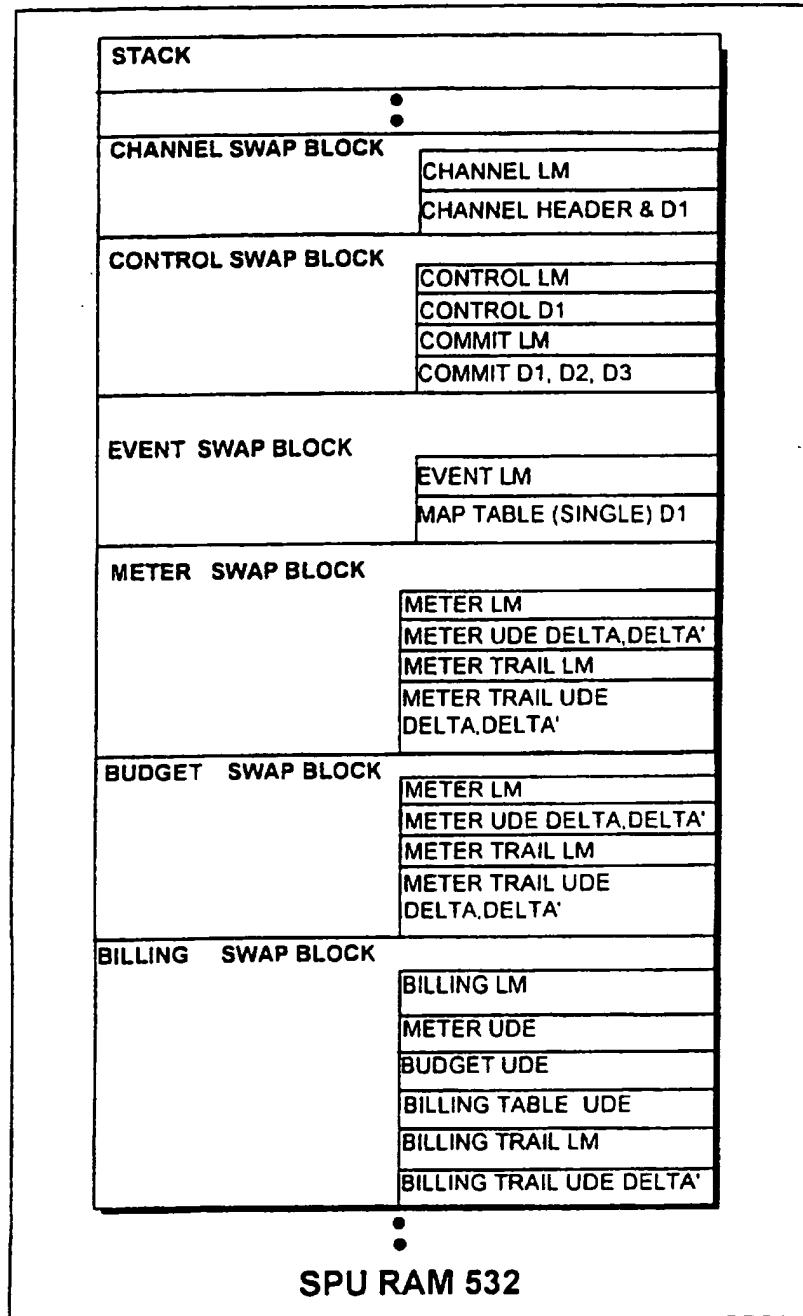
FIG. 14B



SUBSTITUTE SHEET (RULE 26)

26/163

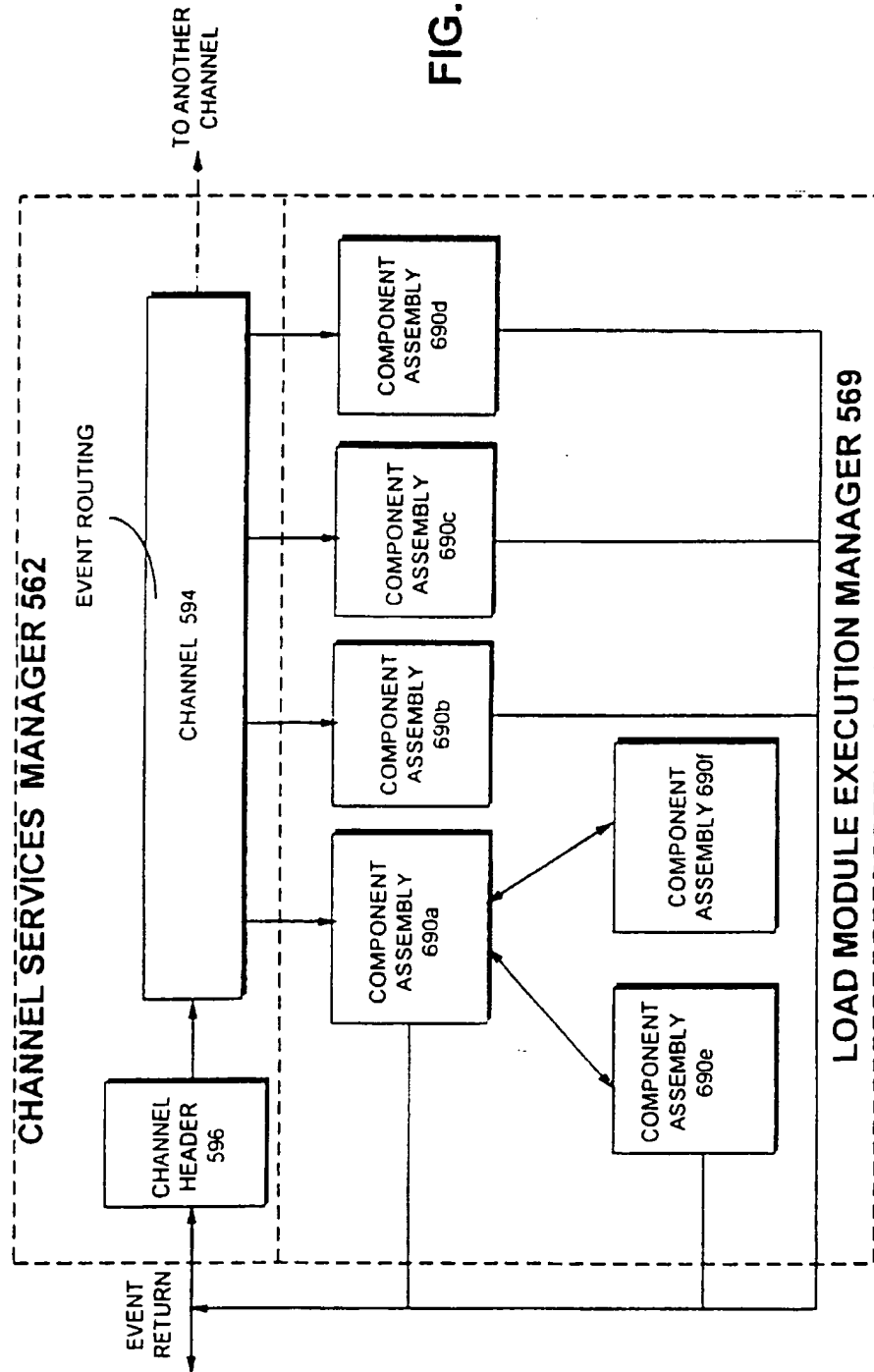
FIG. 14C



SUBSTITUTE SHEET (RULE 26)

27/163

FIG. 15

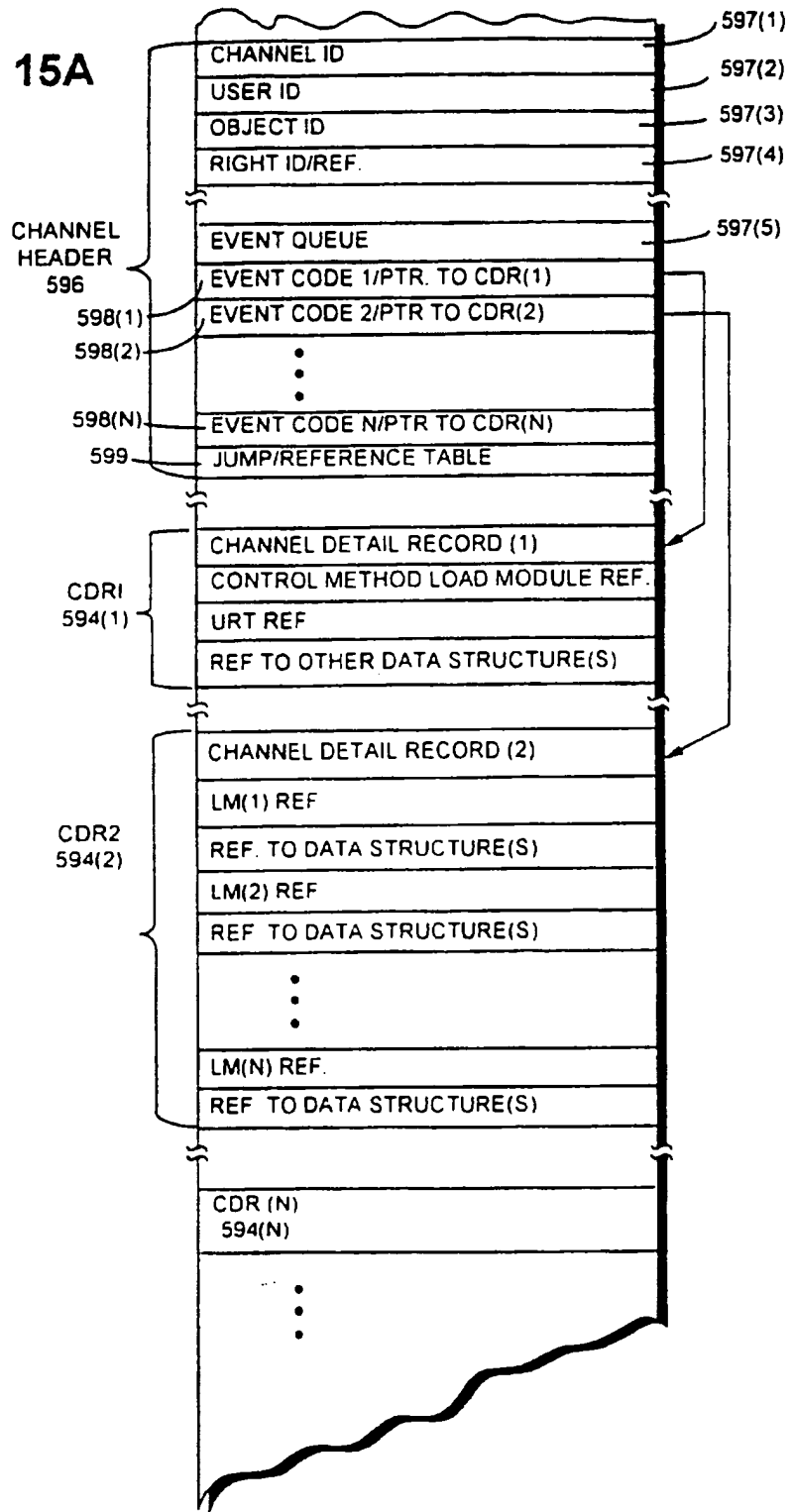


SUBSTITUTE SHEET (RULE 26)



28/163

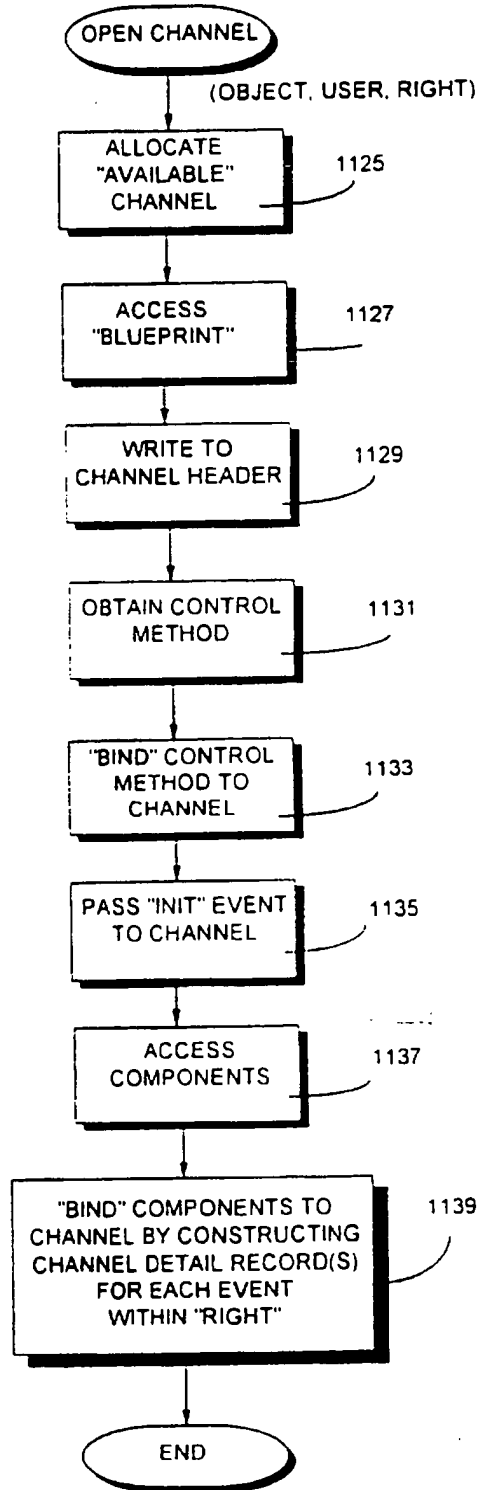
FIG. 15A



SUBSTITUTE SHEET (RULE 26)

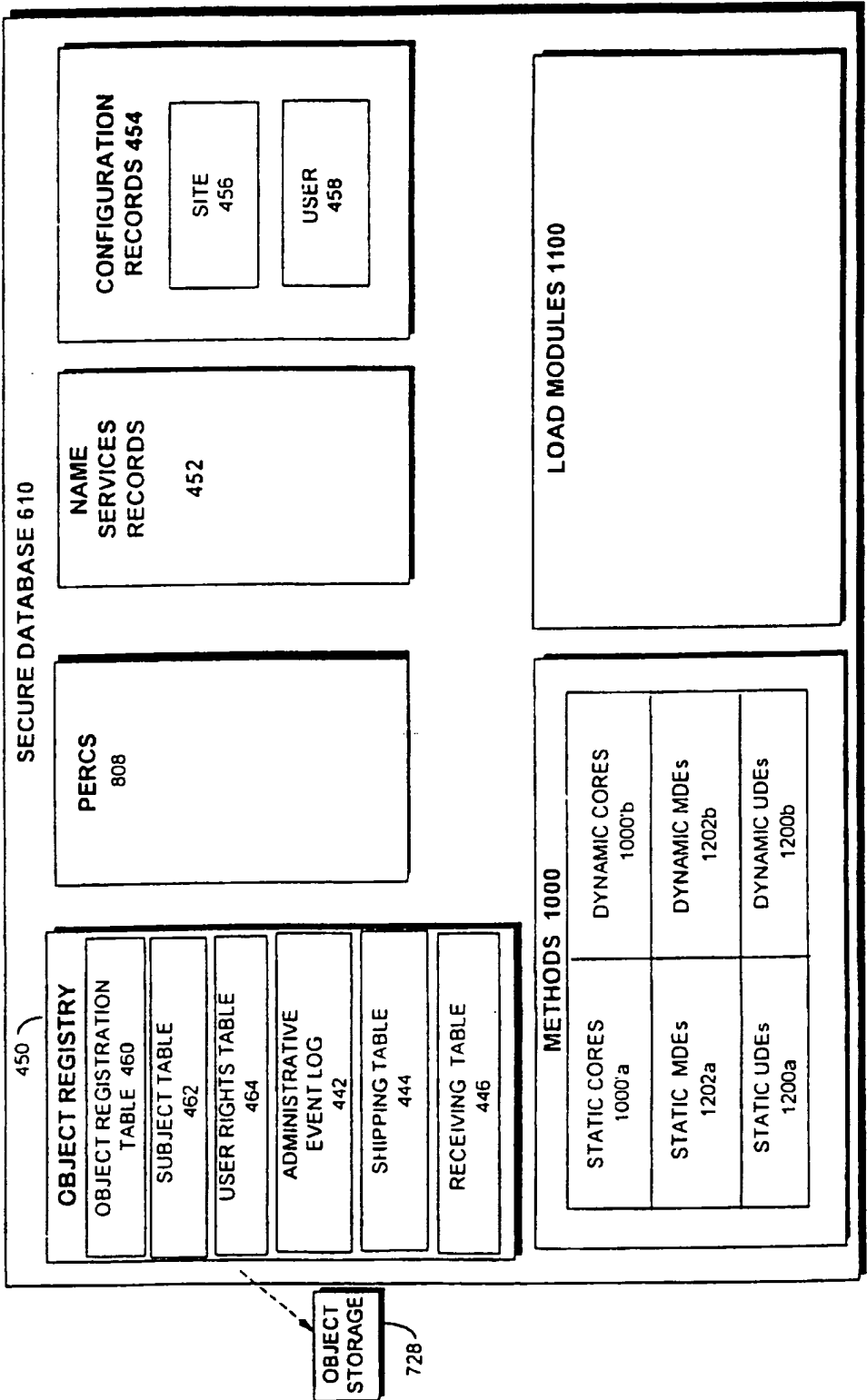
29/163

FIG. 15B



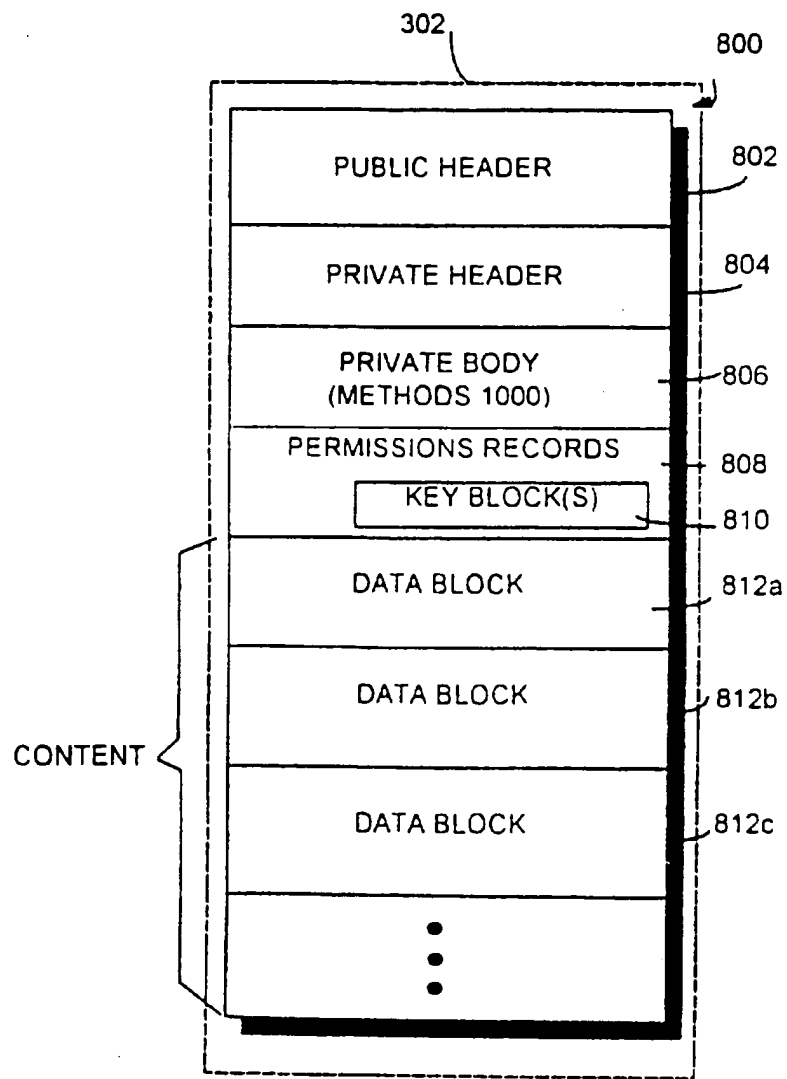
SUBSTITUTE SHEET (RULE 26)

FIG. 16



SUBSTITUTE SHEET (RULE 26)

31/163

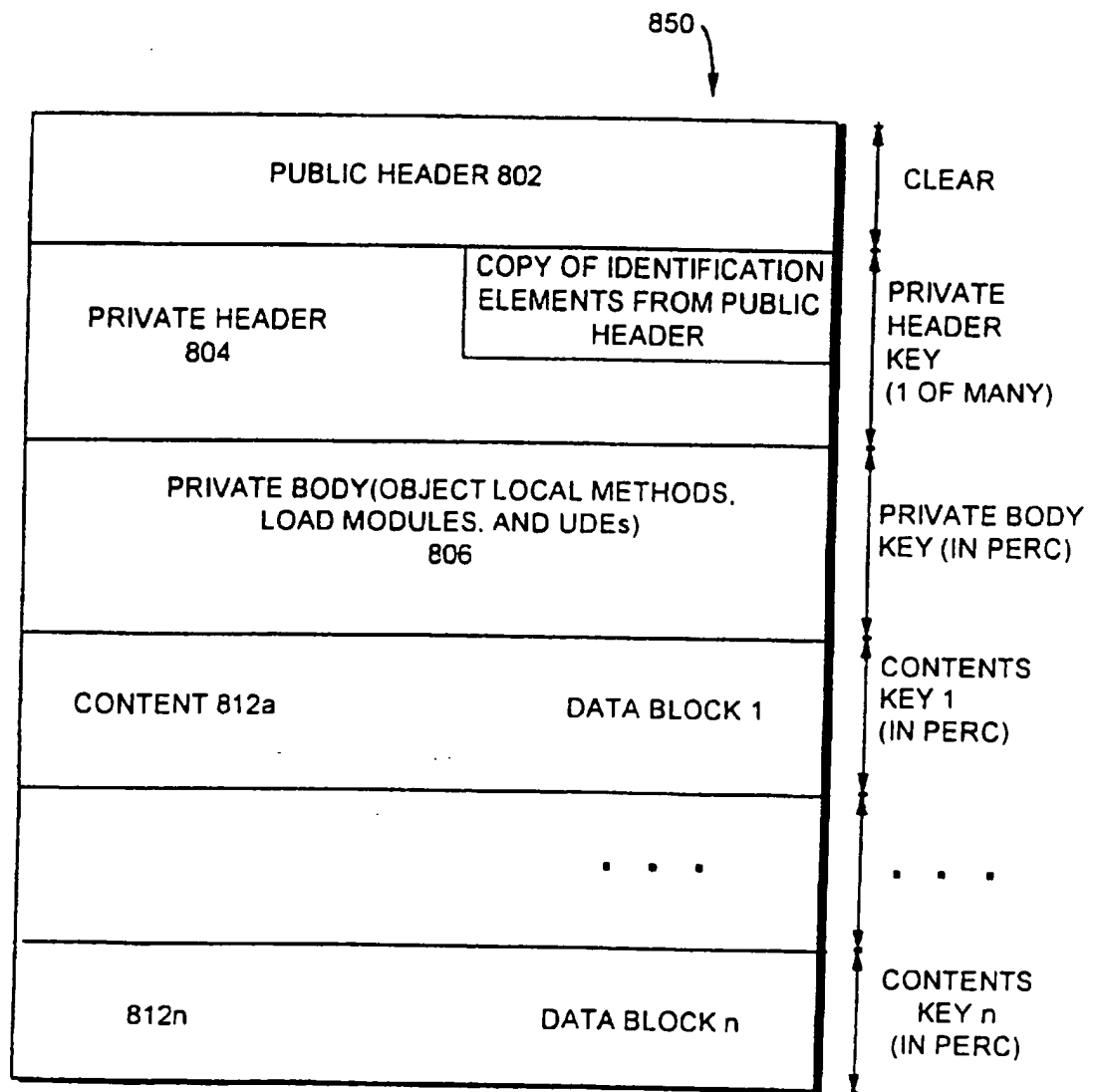


LOGICAL OBJECT

FIG. 17

SUBSTITUTE SHEET (RULE 26)

32/163

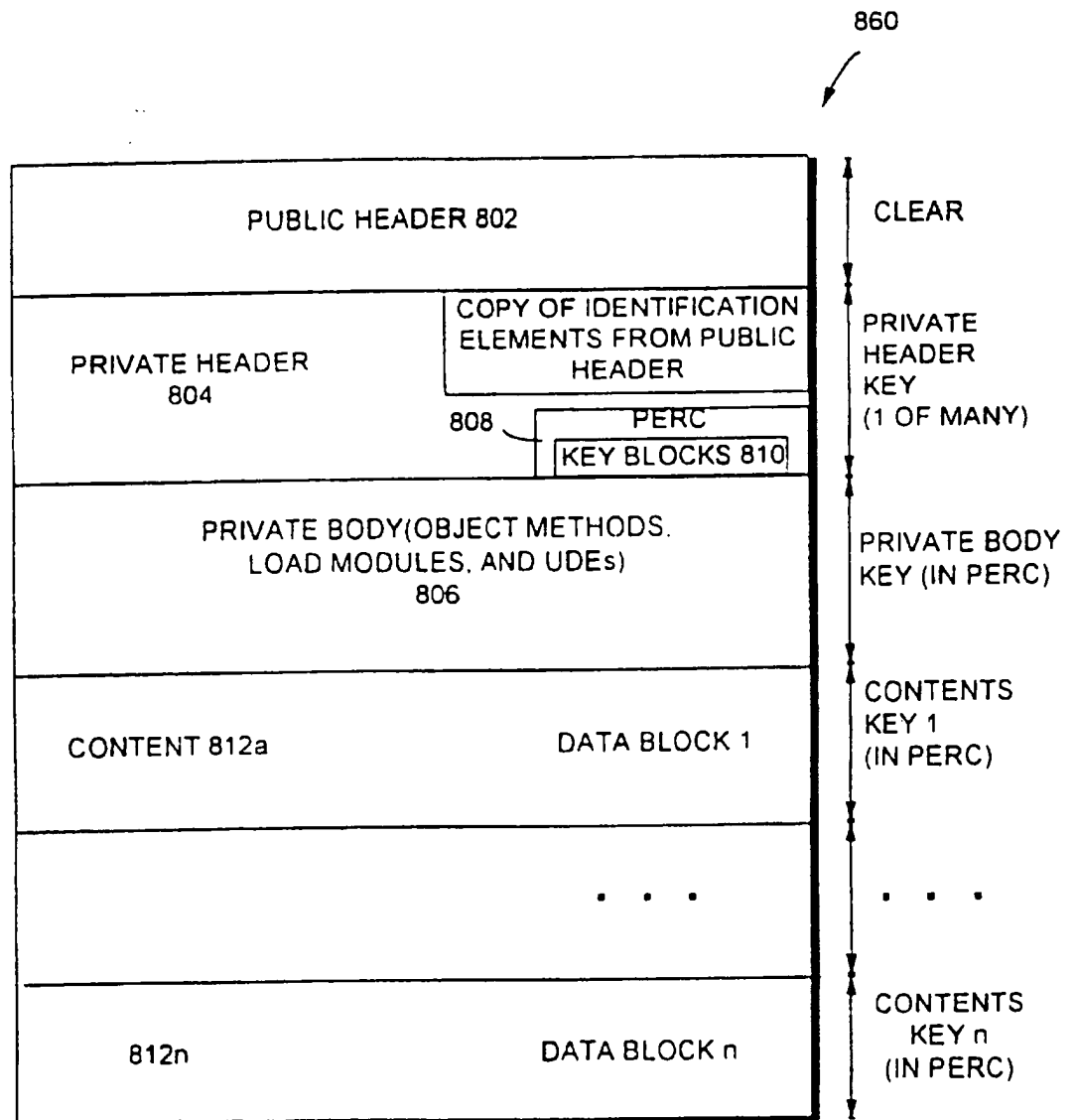


STATIONARY OBJECT

FIG. 18

SUBSTITUTE SHEET (RULE 26)

33/163



TRAVELING OBJECT

FIG. 19

SUBSTITUTE SHEET (RULE 26)

34/163

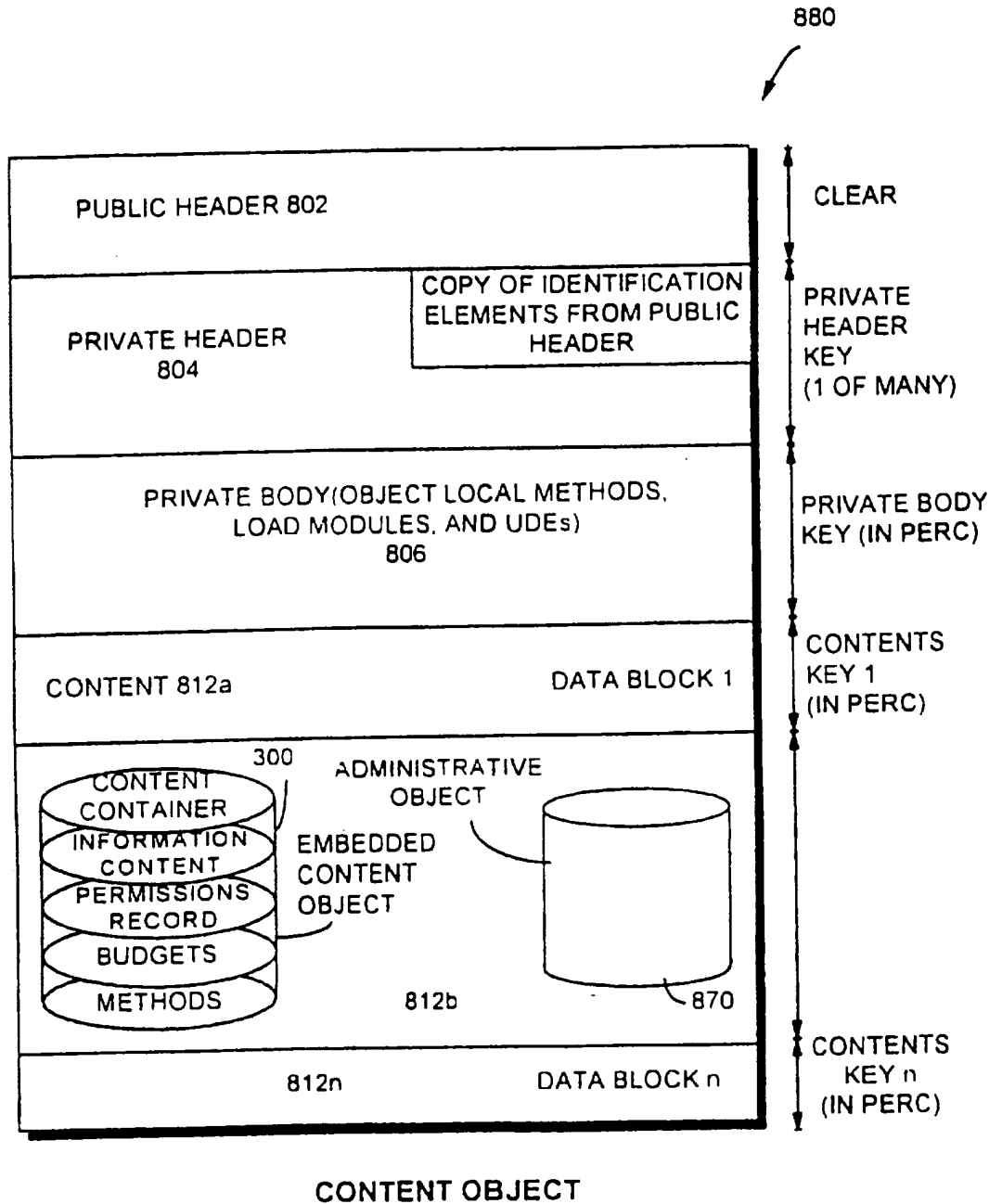
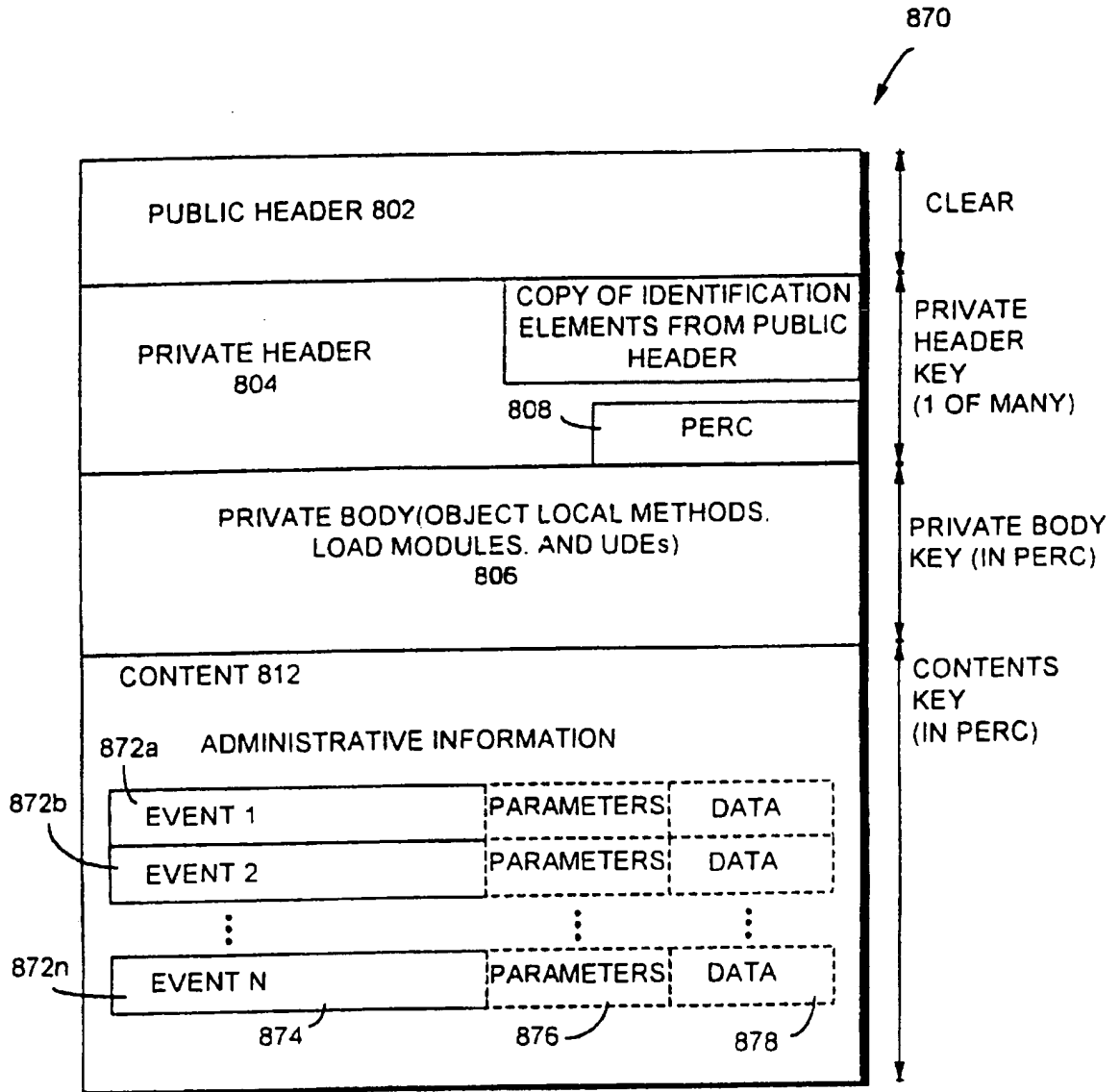


FIG. 20



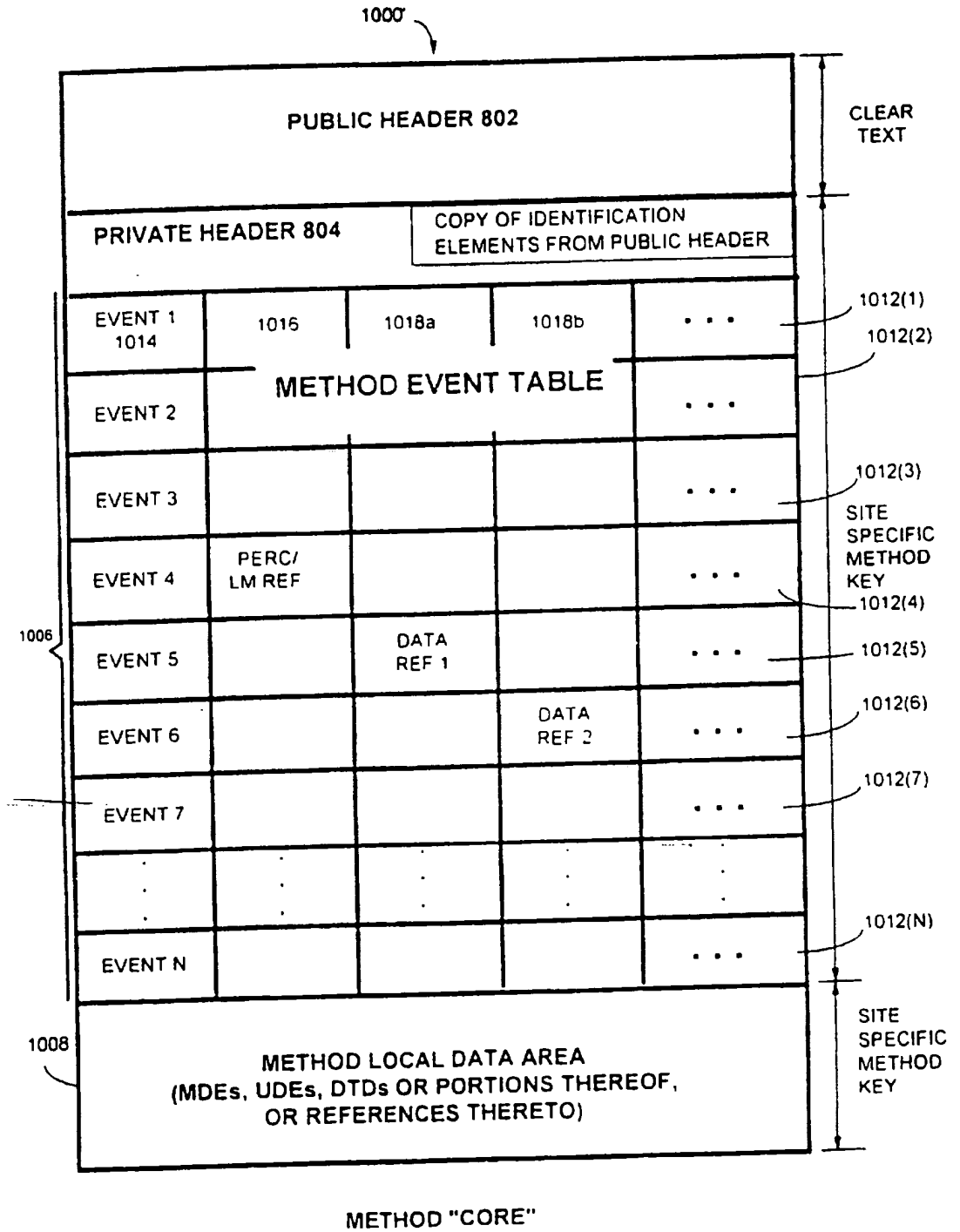
ADMINISTRATIVE OBJECT

FIG. 21



36/163

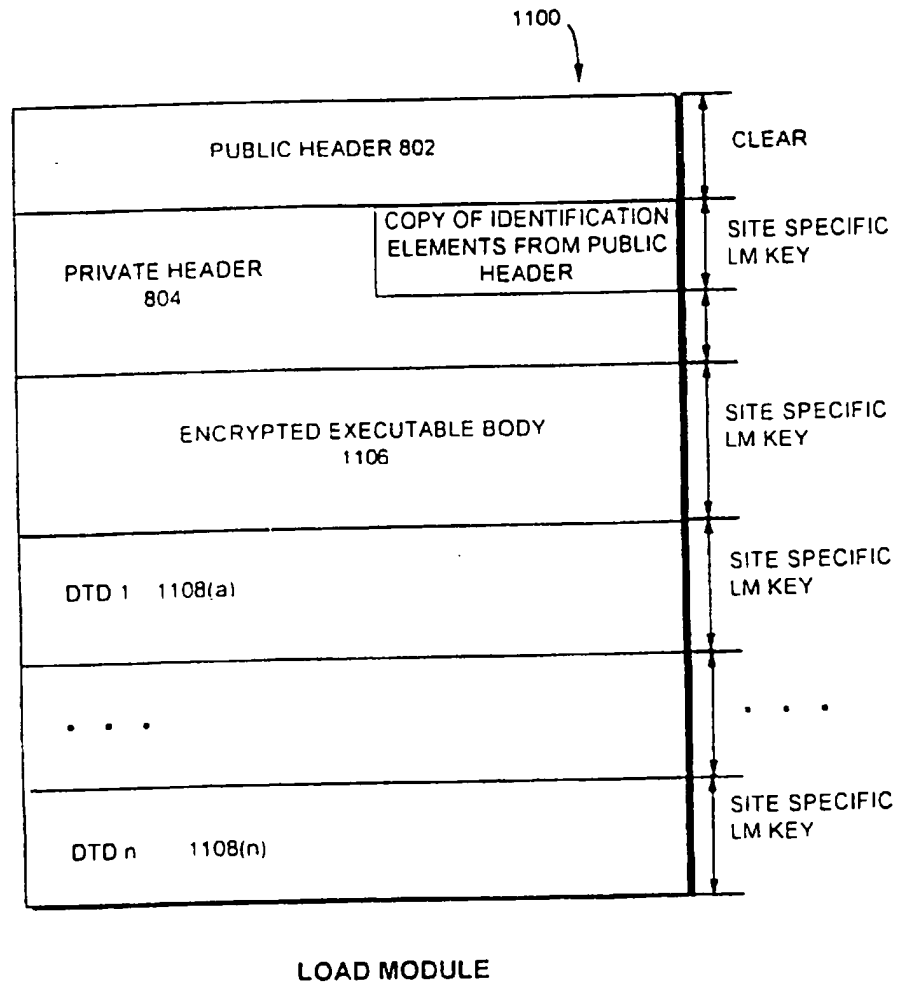
FIG. 22



SUBSTITUTE SHEET (RULE 26)

37/163

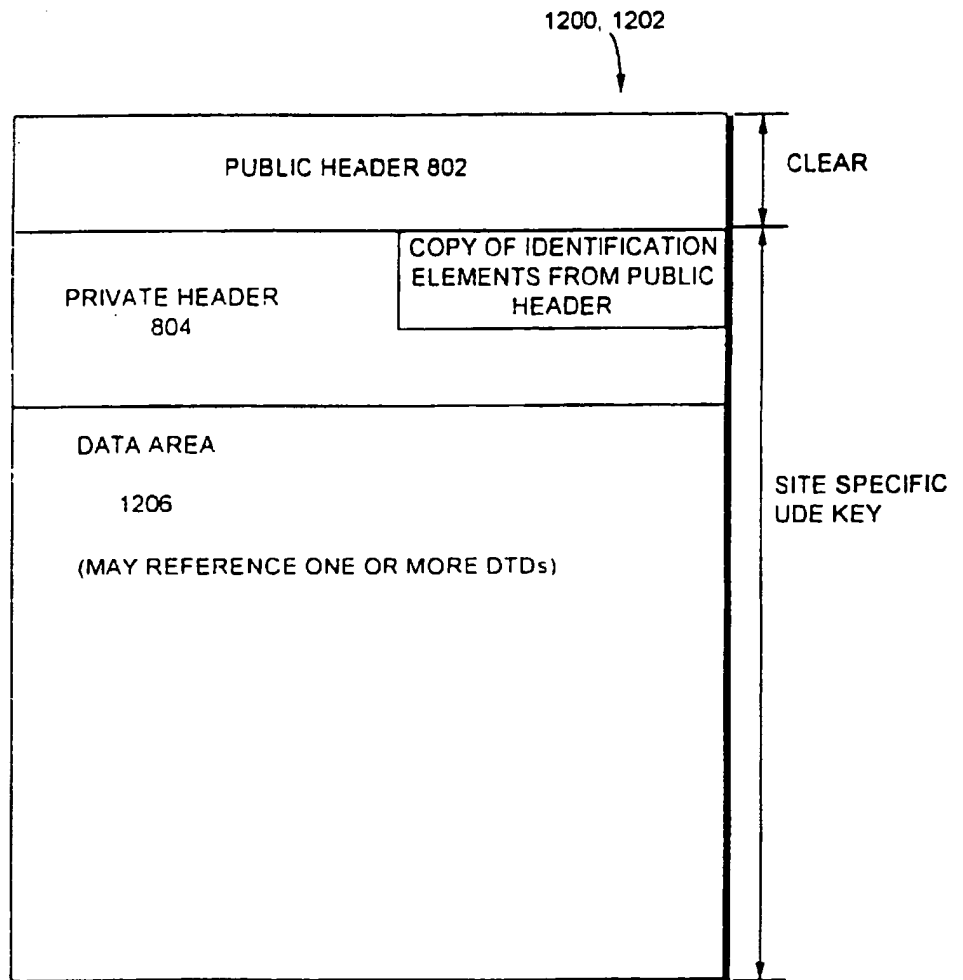
FIG. 23



SUBSTITUTE SHEET (RULE 26)

38/163

FIG. 24



UDE (MDE)

SUBSTITUTE SHEET (RULE 26)

39/163

FIG. 25A

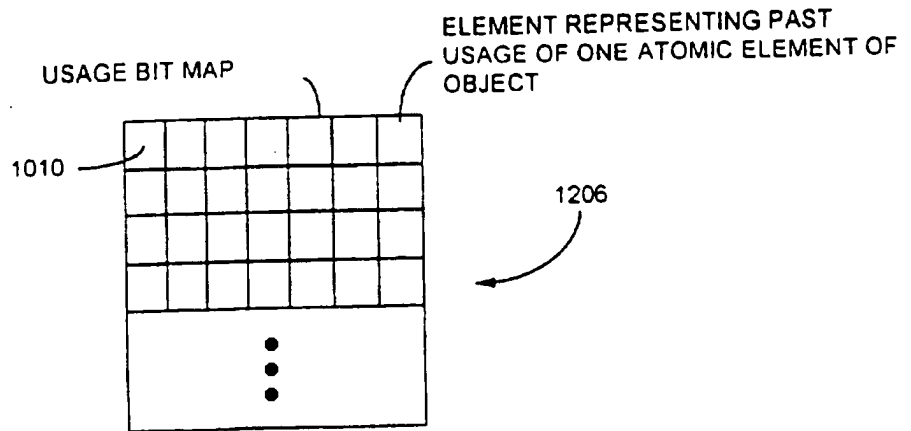


FIG. 25B

TIME

JAN. FEB MAR. APRIL MAY JUNE

RECORDING NUMBER

1	0	2	0	1	0	0
2	0	0	5	10	3	0
3	0	3	2	1	0	
4	0	0	0	1	0	
5	0	0	1	0		
6	0	0	0			

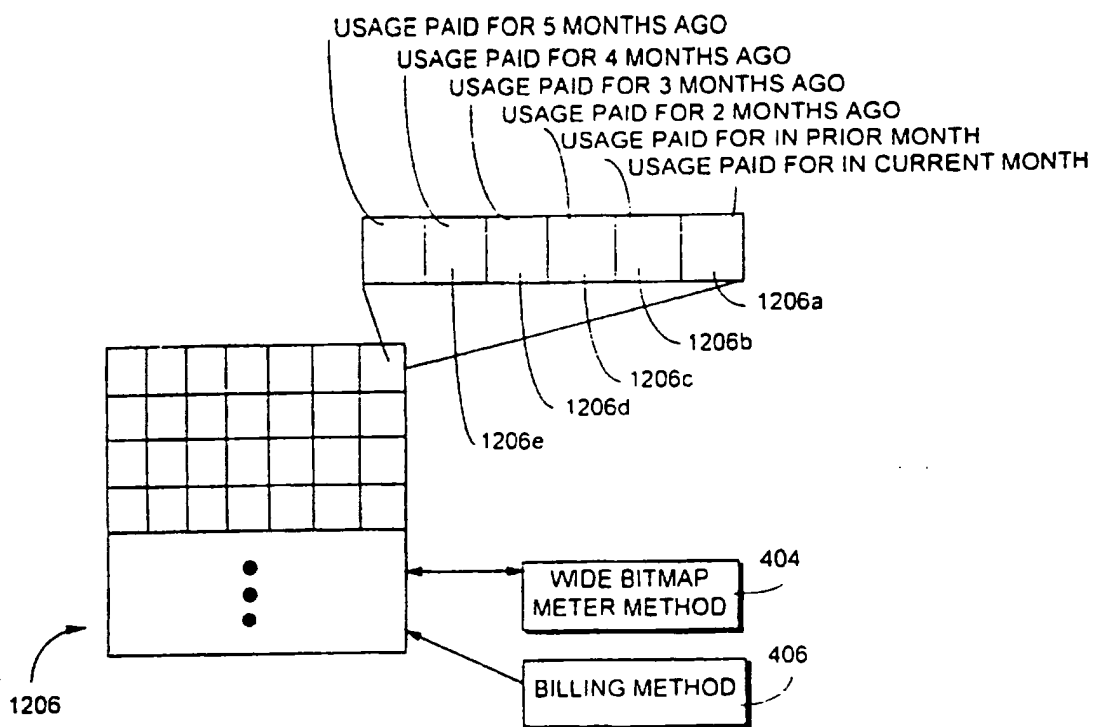
1206

The diagram shows a grid with 6 rows and 6 columns. The columns are labeled 'JAN.', 'FEB', 'MAR.', 'APRIL', 'MAY', and 'JUNE'. The rows are labeled '1' through '6'. The grid is labeled 'RECORDING NUMBER' on the left and 'TIME' at the top. The grid is labeled '1206' at the bottom. The grid is partially cut off on the right side.

SUBSTITUTE SHEET (RULE 26)

40/163

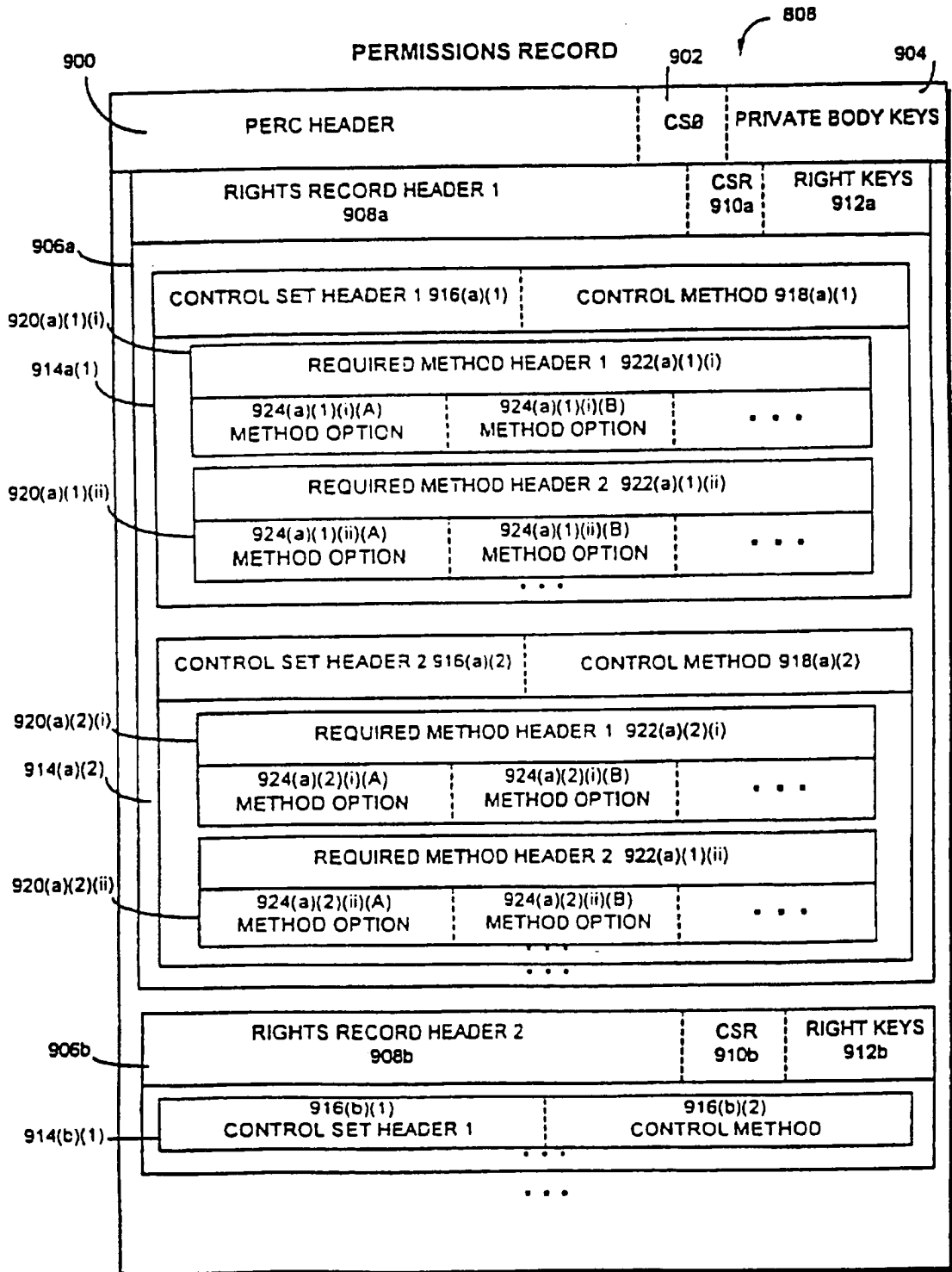
FIG. 25C



SUBSTITUTE SHEET (RULE 26)

41/163

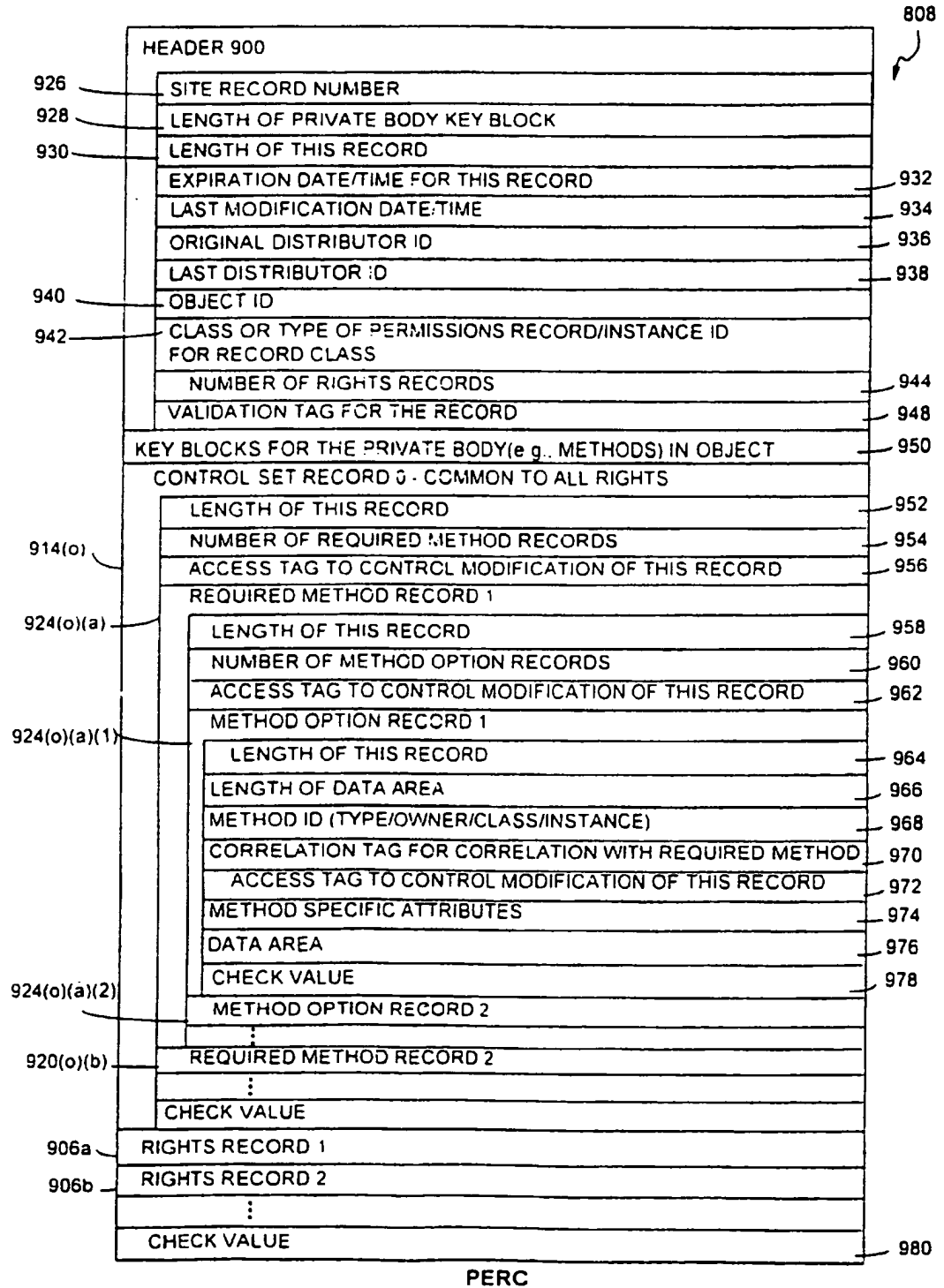
FIG. 26



SUBSTITUTE SHEET (RULE 26)

42/163

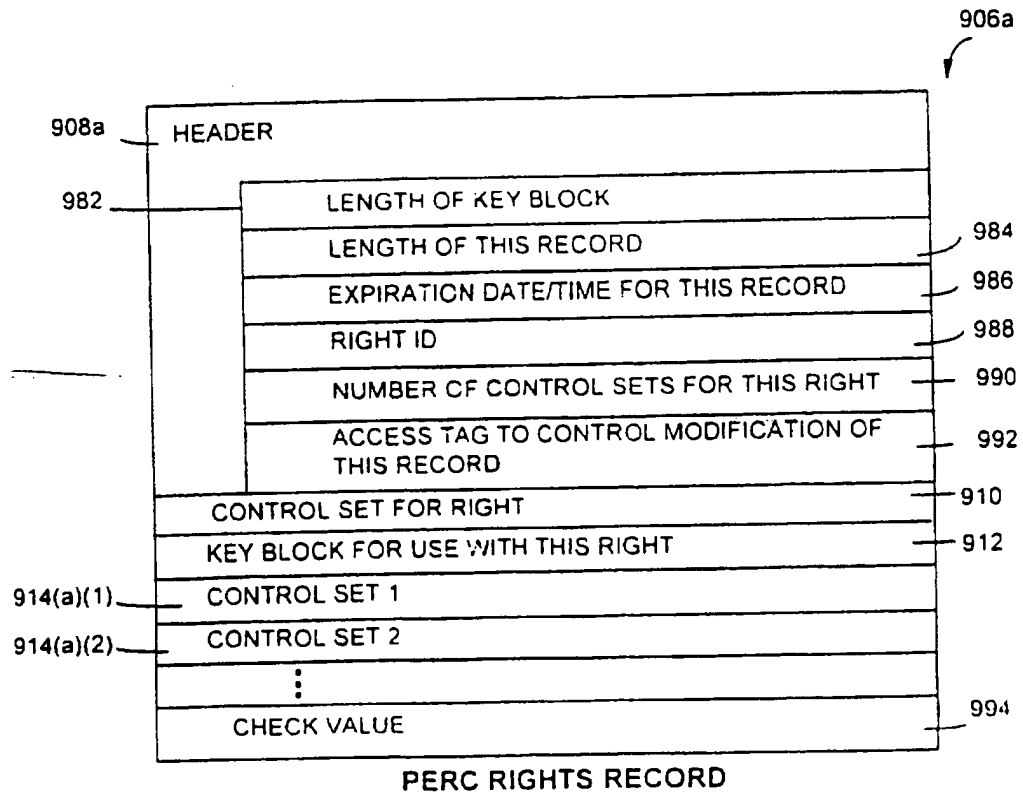
FIG. 26A



SUBSTITUTE SHEET (RULE 26)

43/163

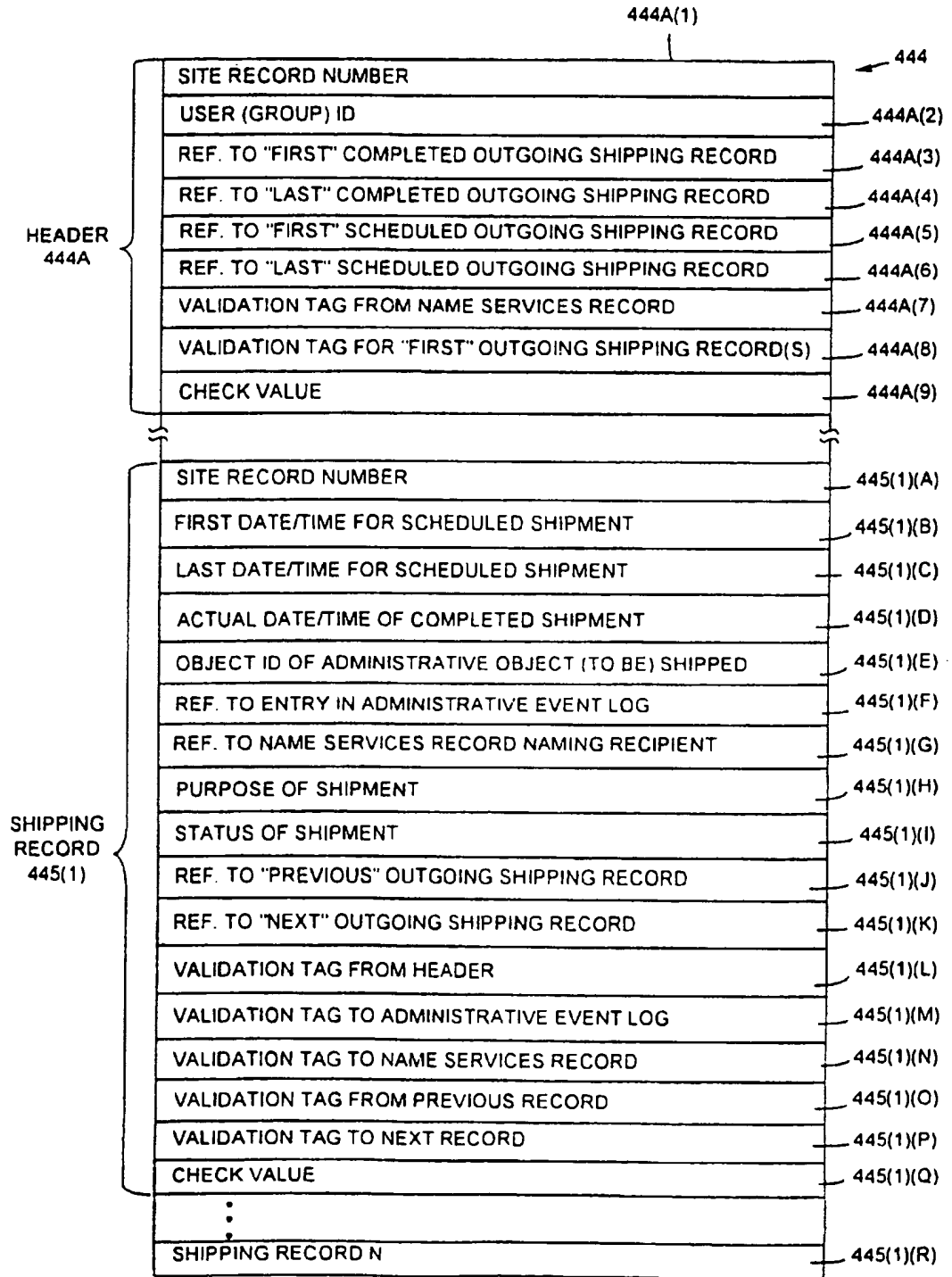
FIG. 26B





44/163

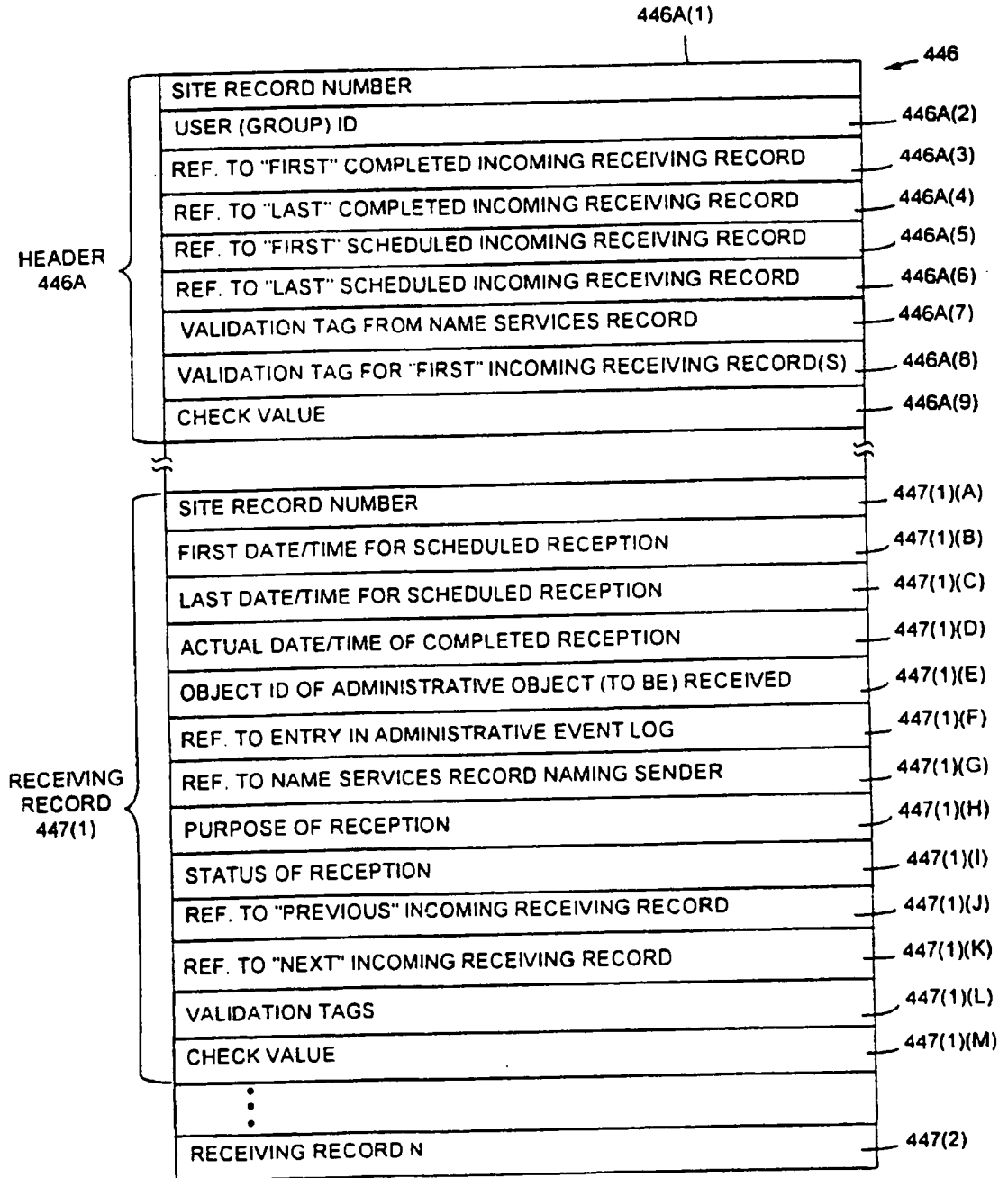
**FIG. 27**  
SHIPPING TABLE



SUBSTITUTE SHEET (RULE 26)

45/163

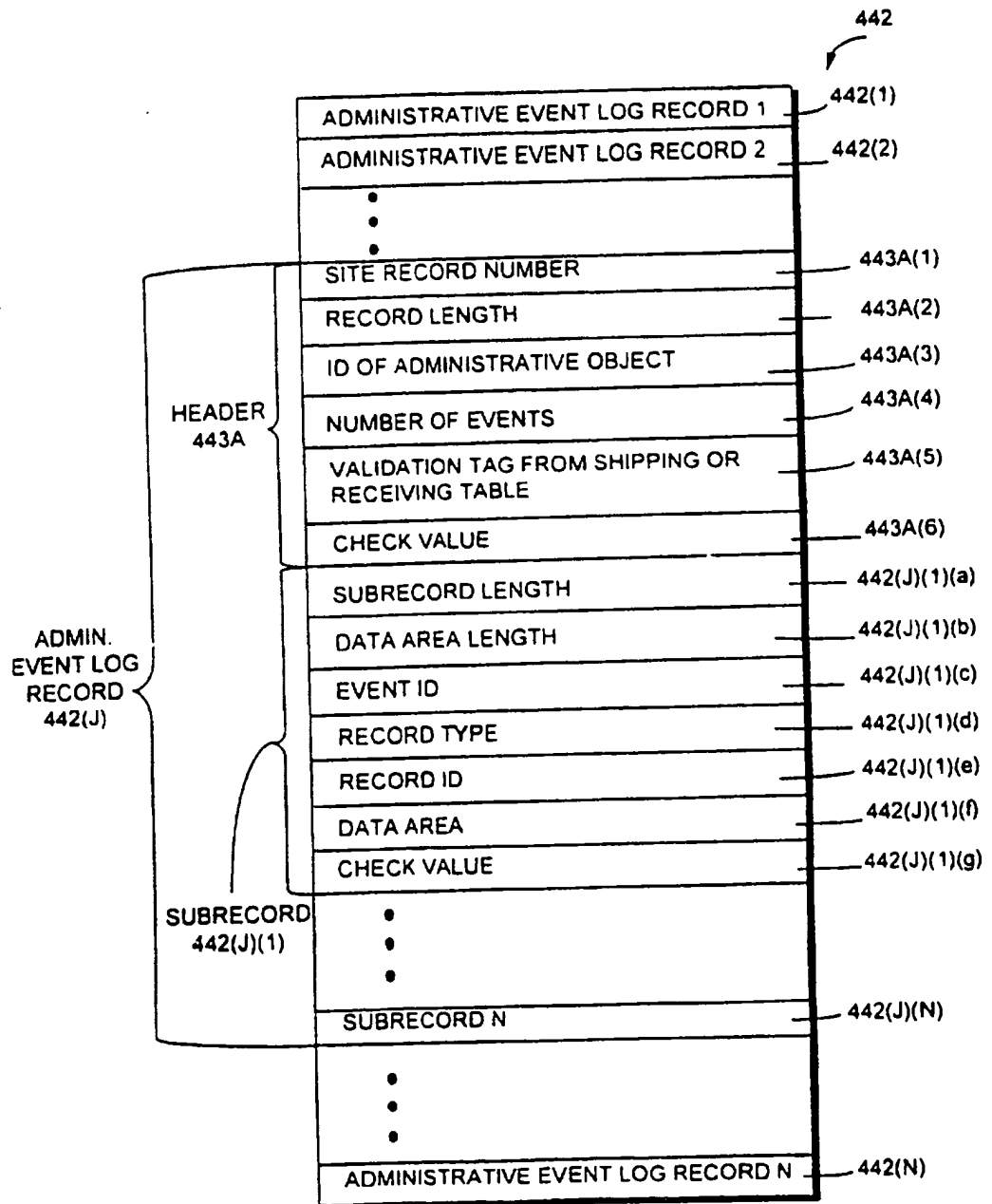
FIG. 28  
RECEIVING TABLE



SUBSTITUTE SHEET (RULE 26)

46/163

**FIG. 29**  
ADMINISTRATIVE EVENT LOG



SUBSTITUTE SHEET (RULE 26)

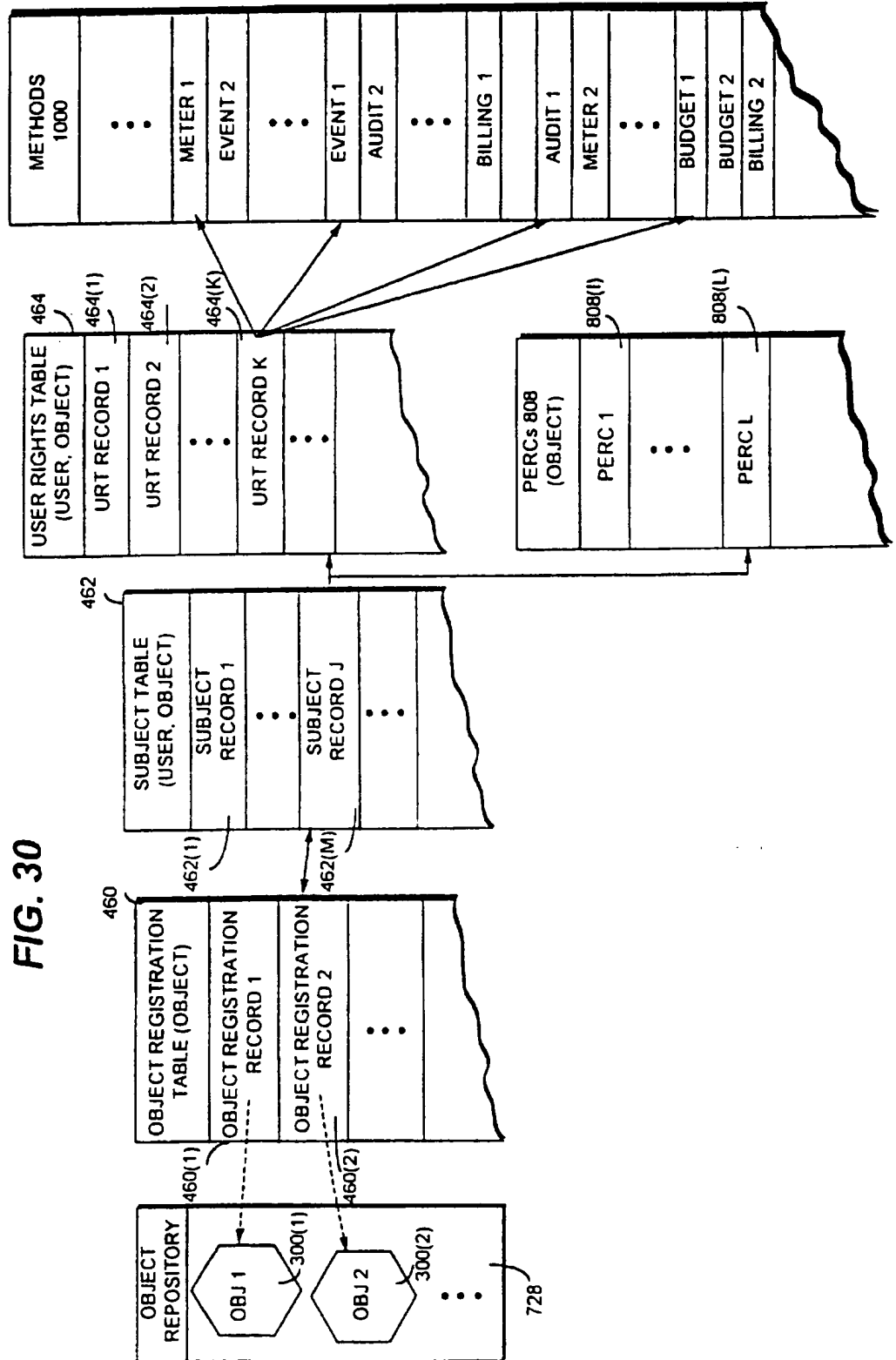
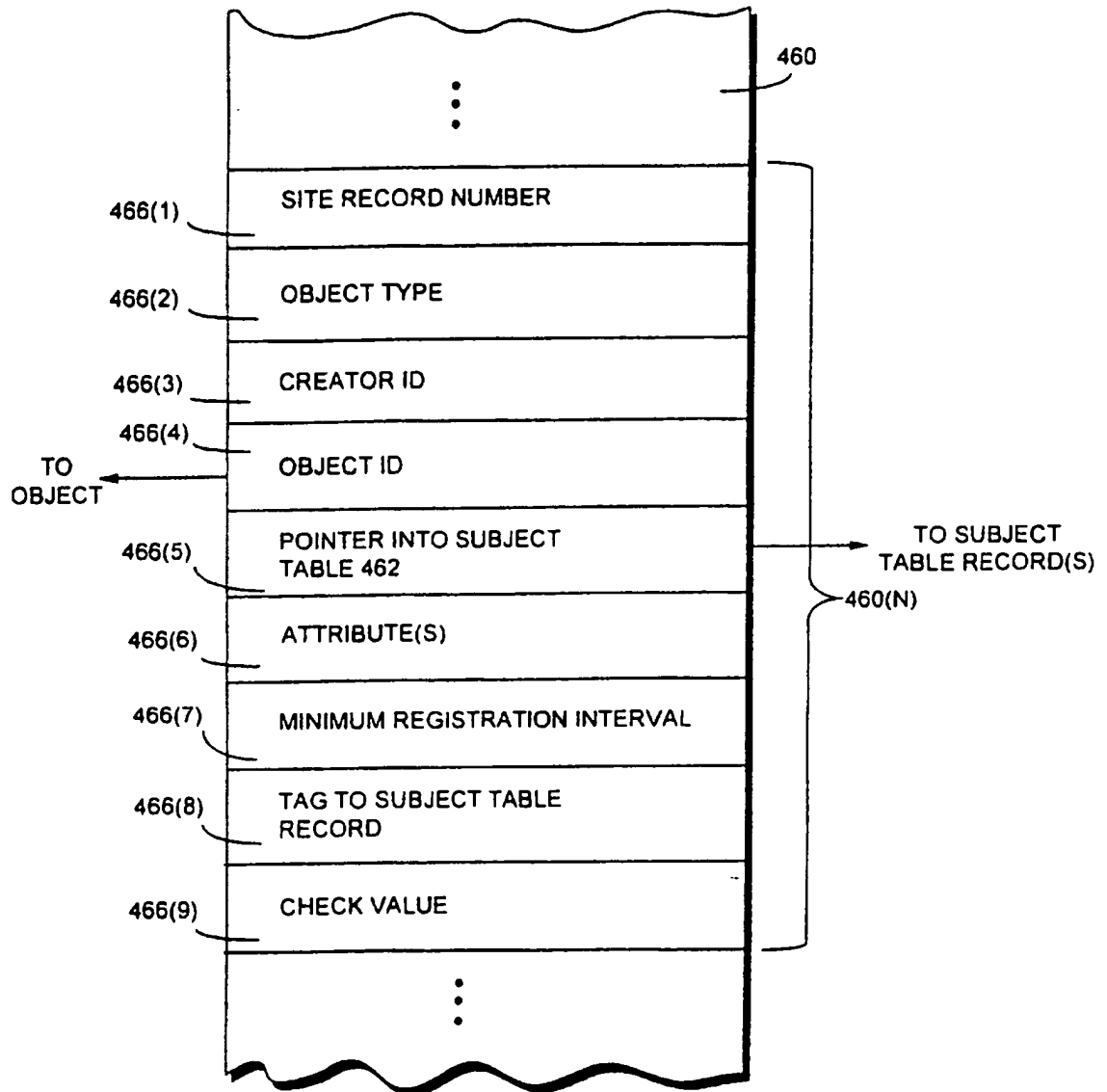


FIG. 30

48/163



**FIG. 31**  
OBJECT REGISTRATION TABLE  
SUBSTITUTE SHEET (RULE 26)

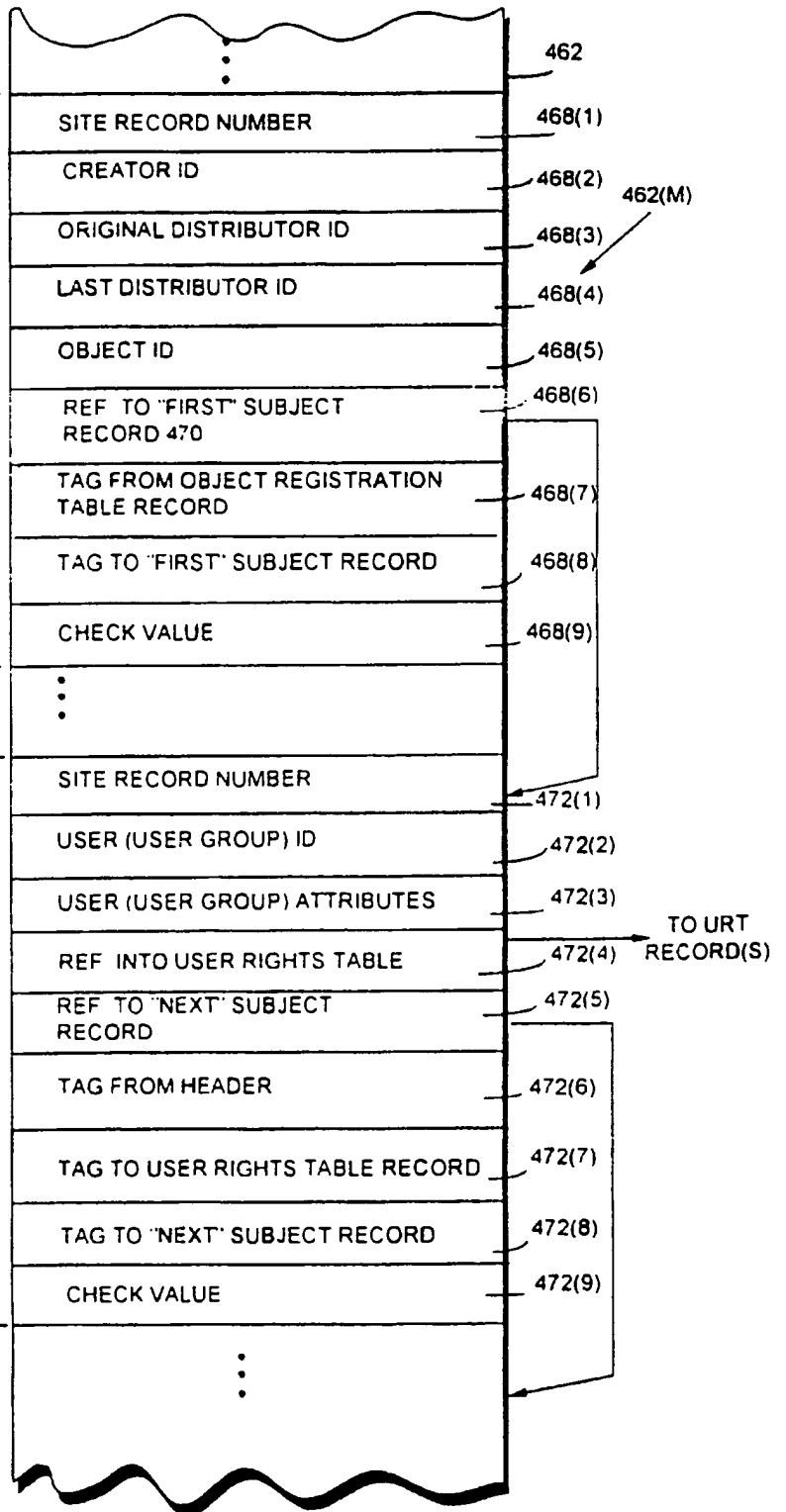
49/163

FIG. 32

SUBJECT TABLE

"HEADER" 468

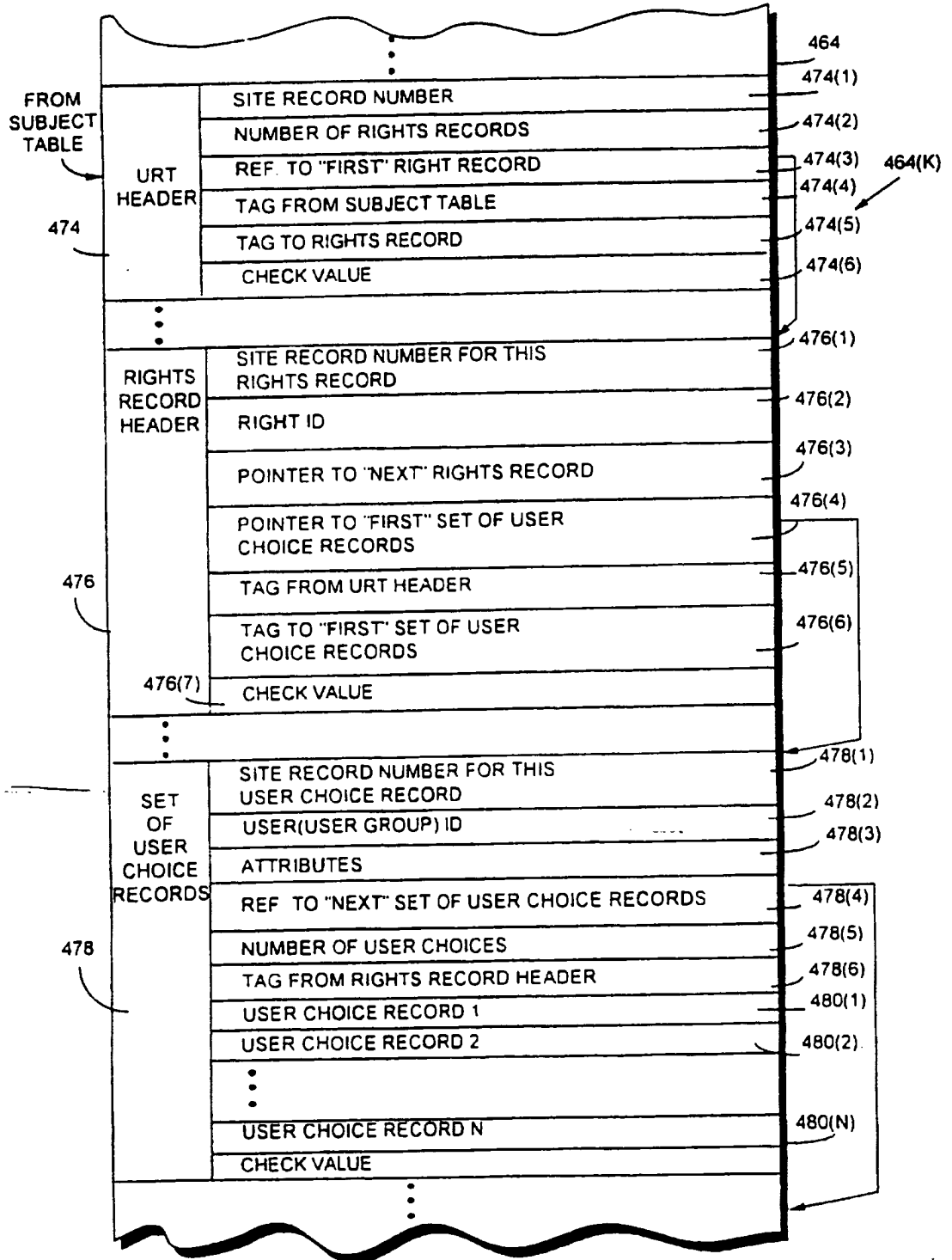
SUBJECT RECORD 470(1)



SUBSTITUTE SHEET (RULE 26)

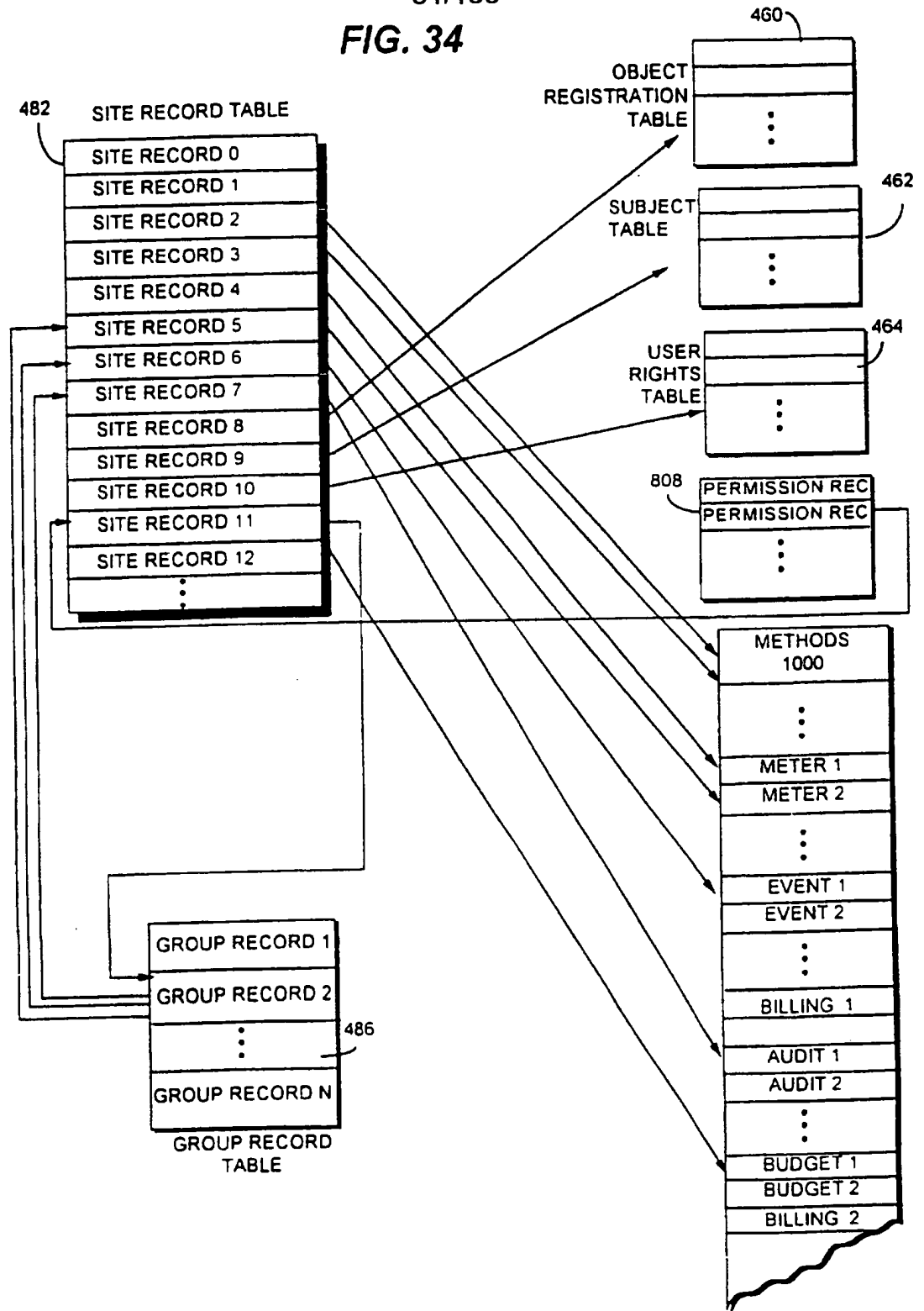
50/163

FIG. 33 USER RIGHTS TABLE



SUBSTITUTE SHEET (RULE 26)

51/163  
FIG. 34

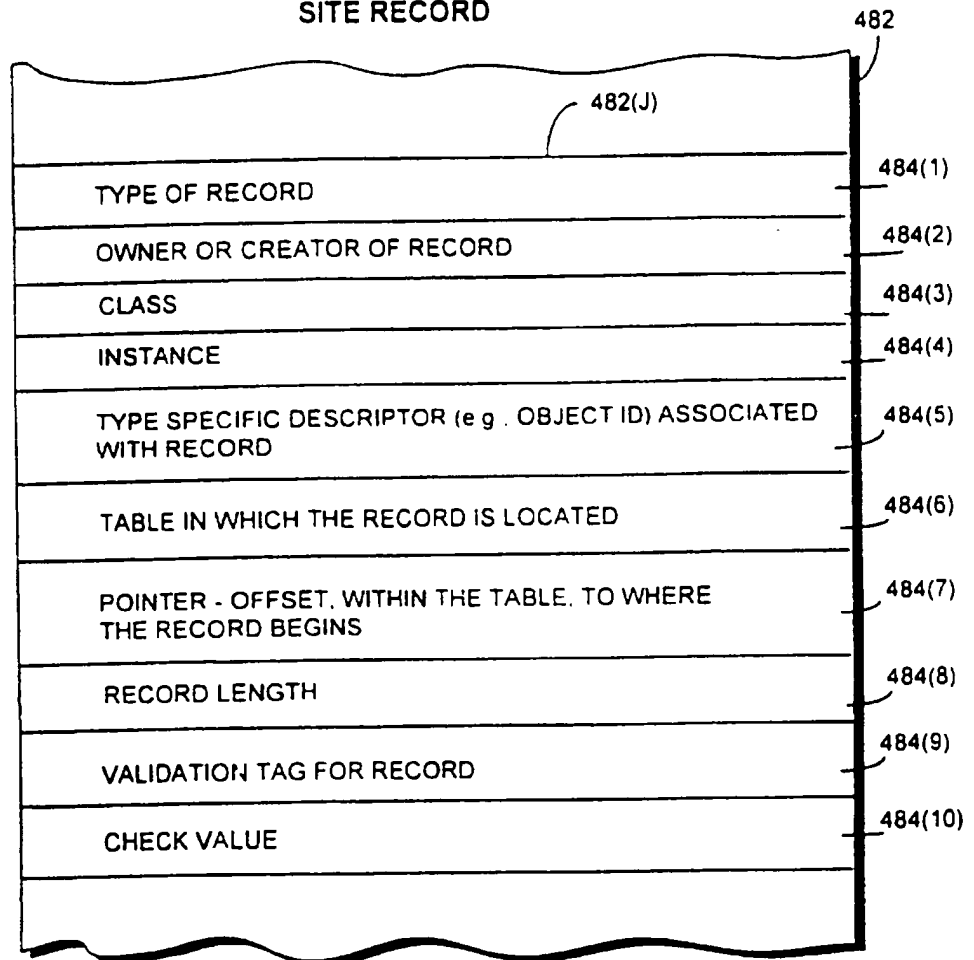




52/163

**FIG. 34A**

**SITE RECORD**

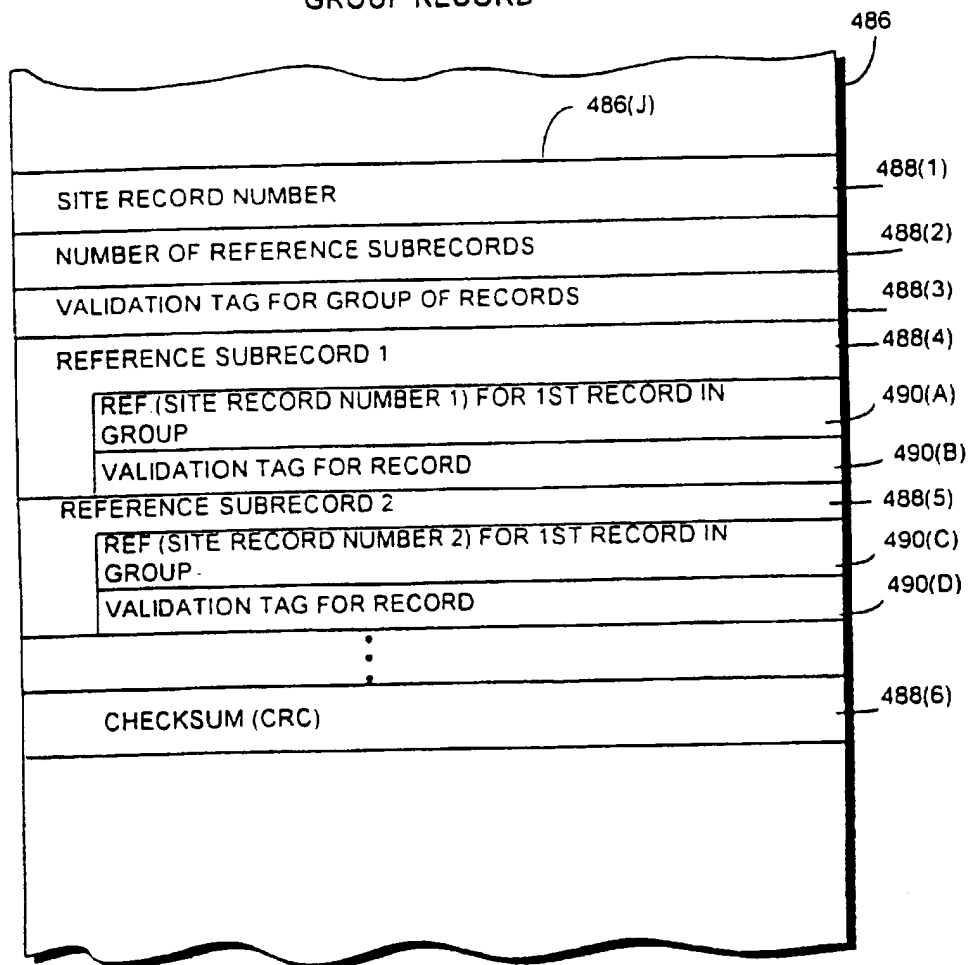


SUBSTITUTE SHEET (RULE 26)

53/163

**FIG. 34B**

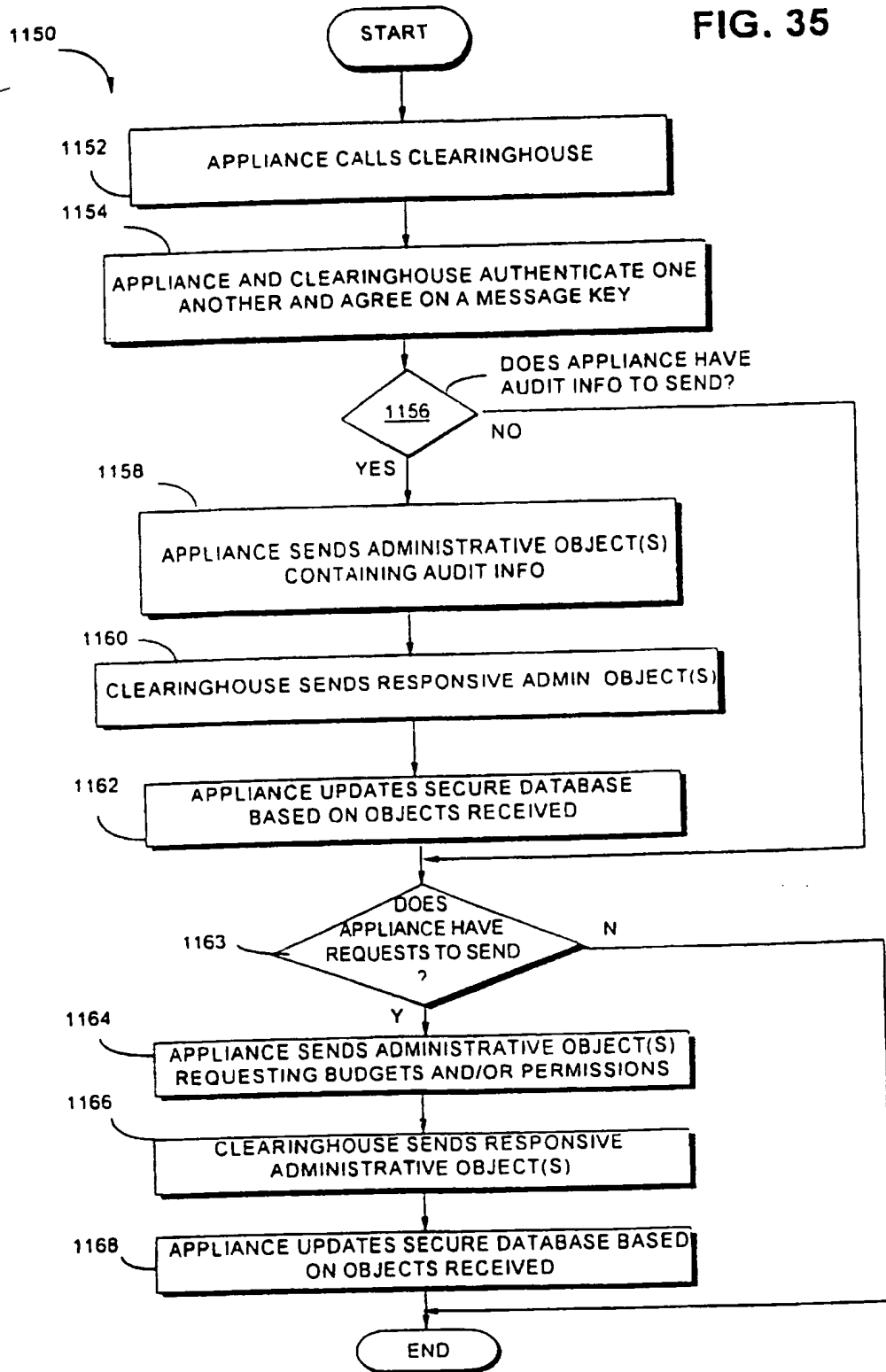
**GROUP RECORD**



SUBSTITUTE SHEET (RULE 26)

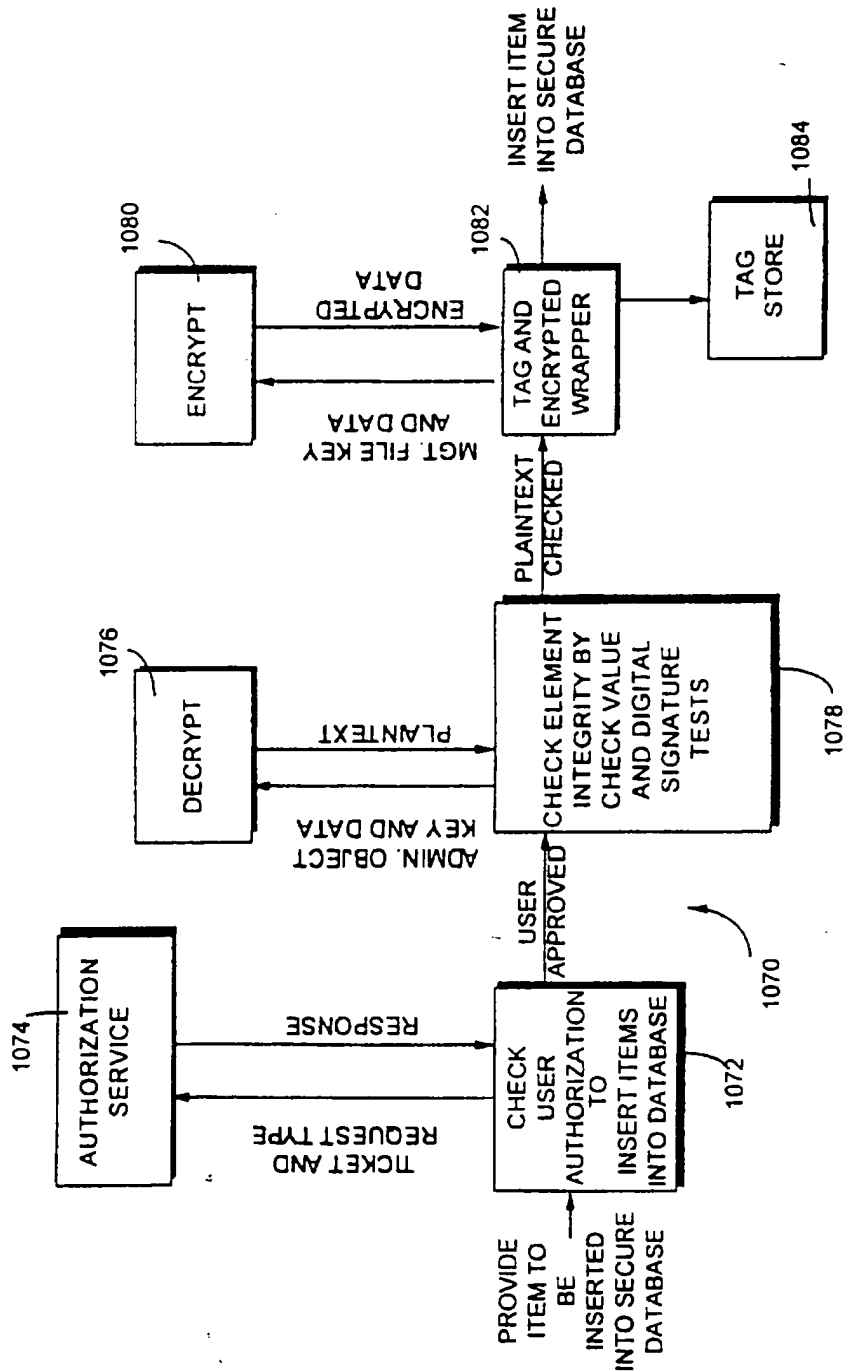
54/163

FIG. 35



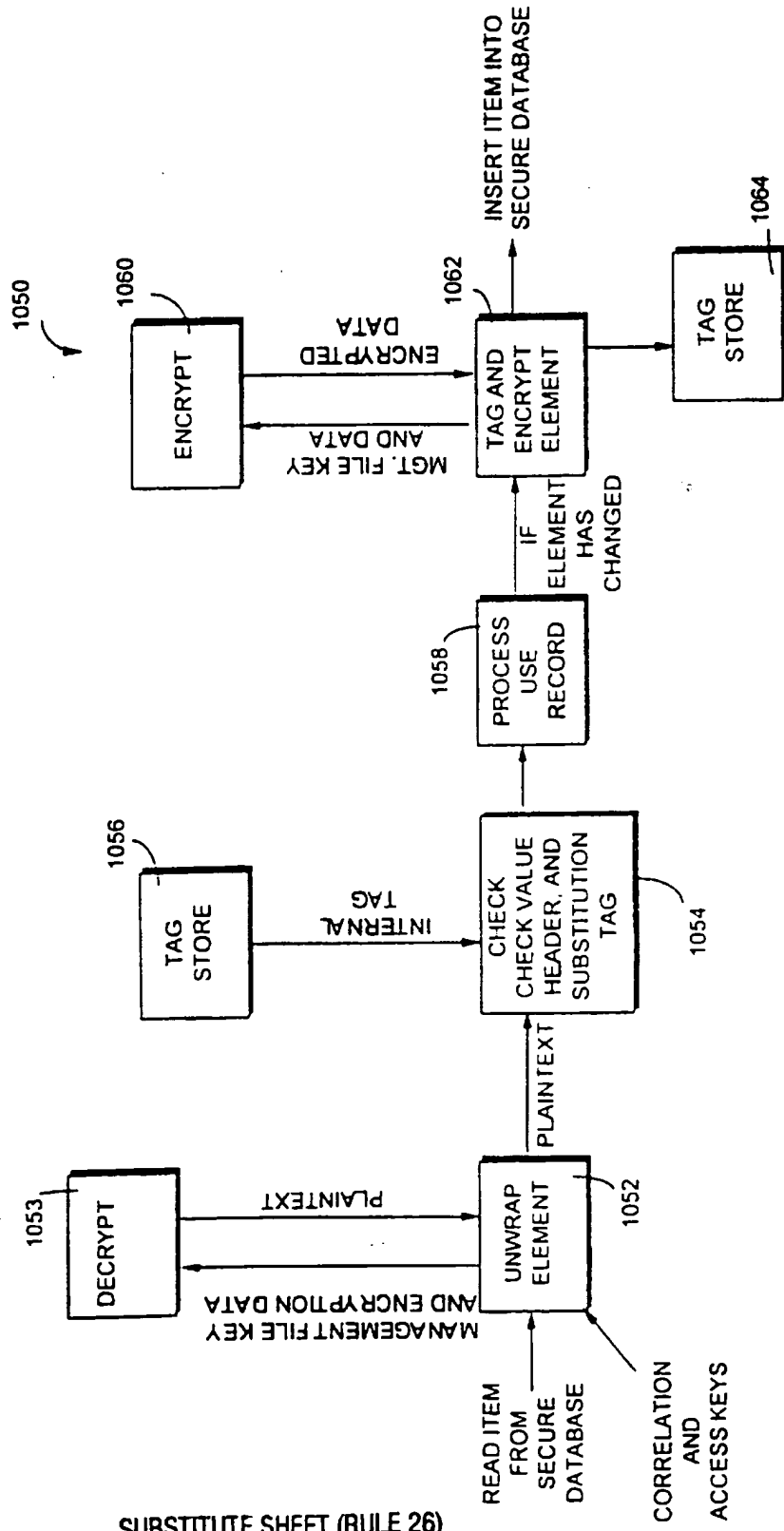
SUBSTITUTE SHEET (RULE 26)

FIG. 36



SUBSTITUTE SHEET (RULE 26)

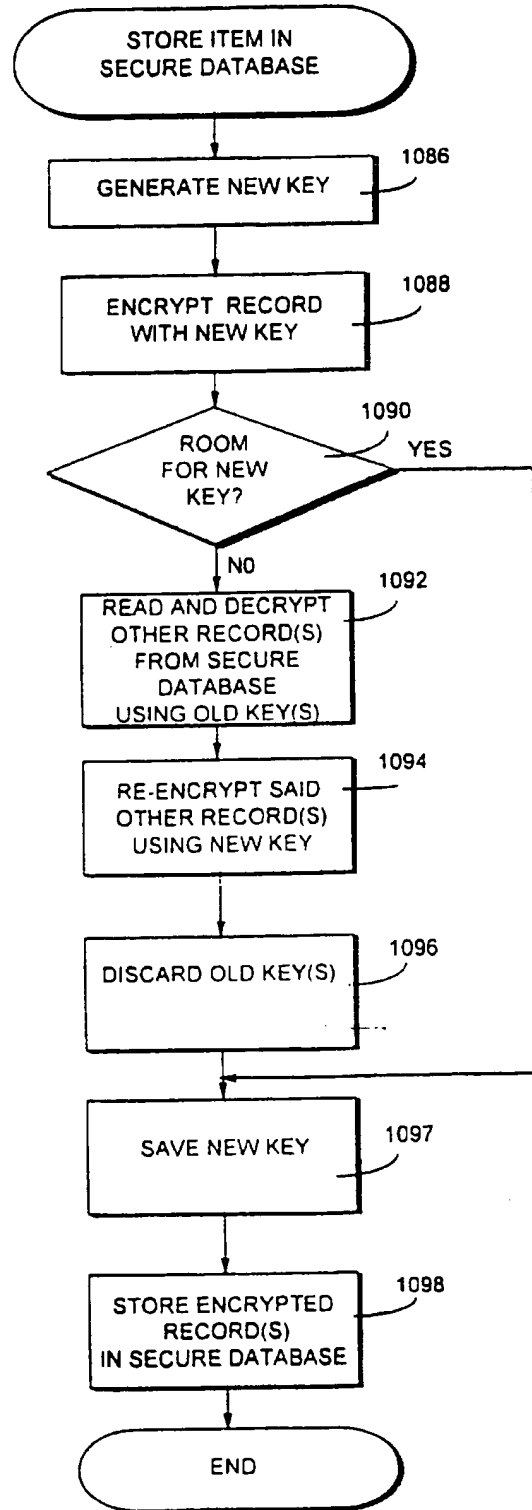
FIG. 37



SUBSTITUTE SHEET (RULE 26)

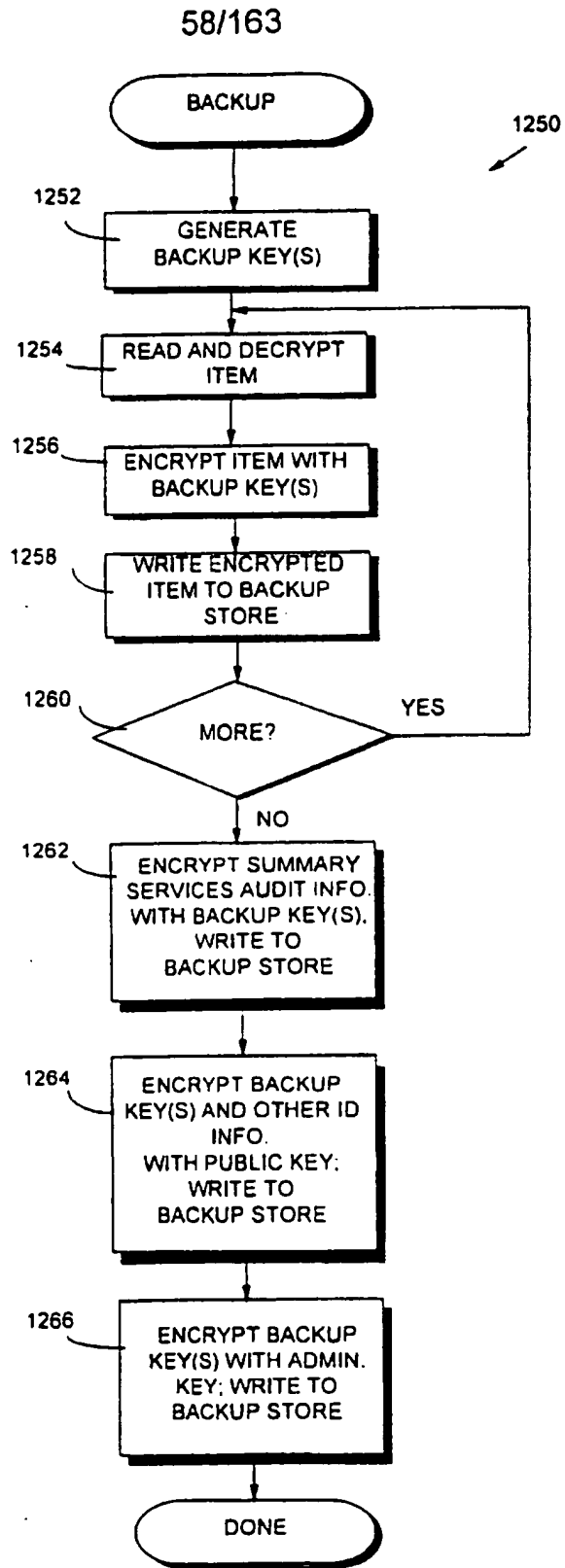
57/163

FIG. 38



SUBSTITUTE SHEET (RULE 26)

**FIG. 39**  
BACKUP

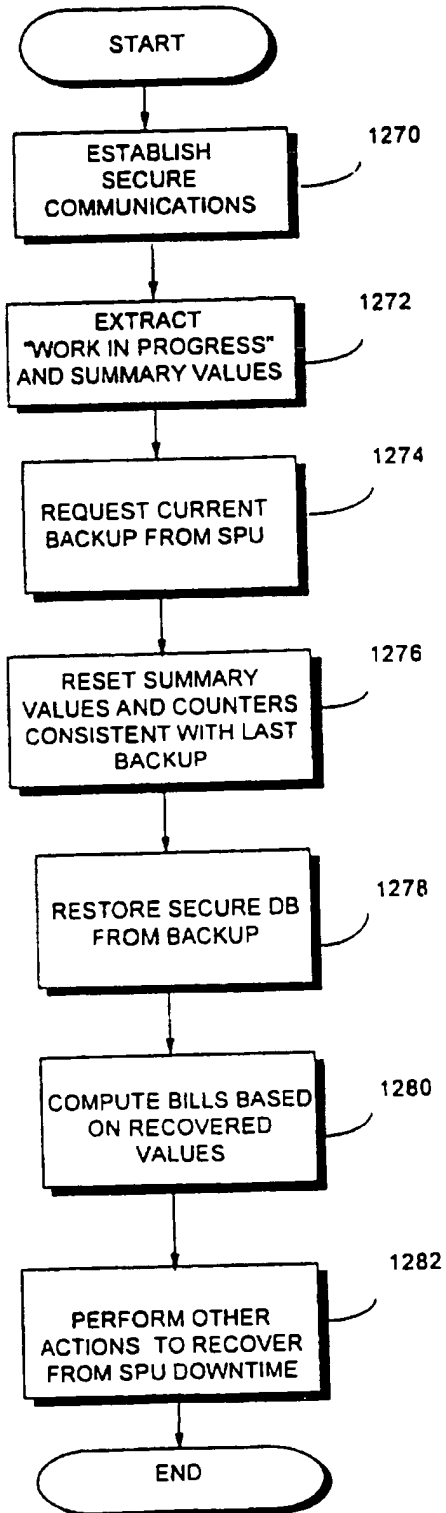


SUBSTITUTE SHEET (RULE 26)

**FIG. 40**  
RECOVER SECURE DATABASE

1268  
↘

59/163





60/163

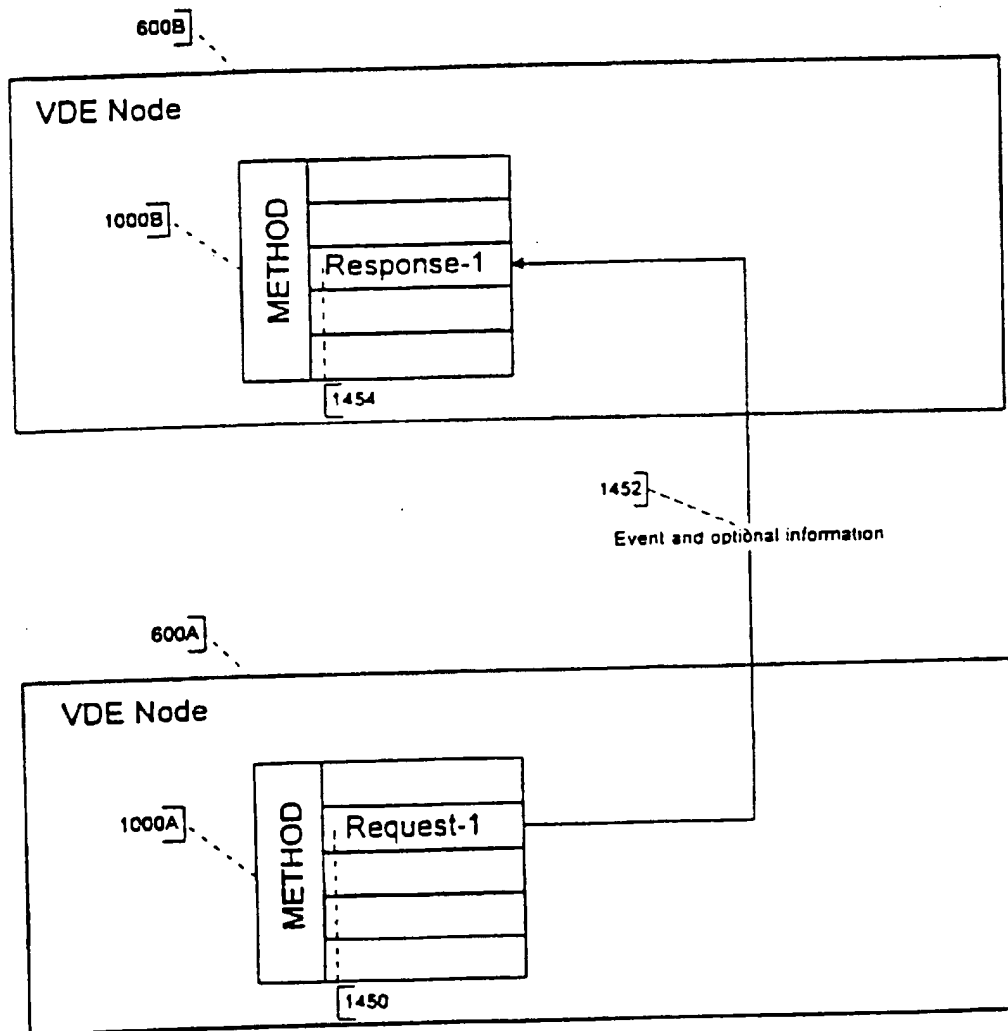


Figure 41a

SUBSTITUTE SHEET (RULE 26)

61/163

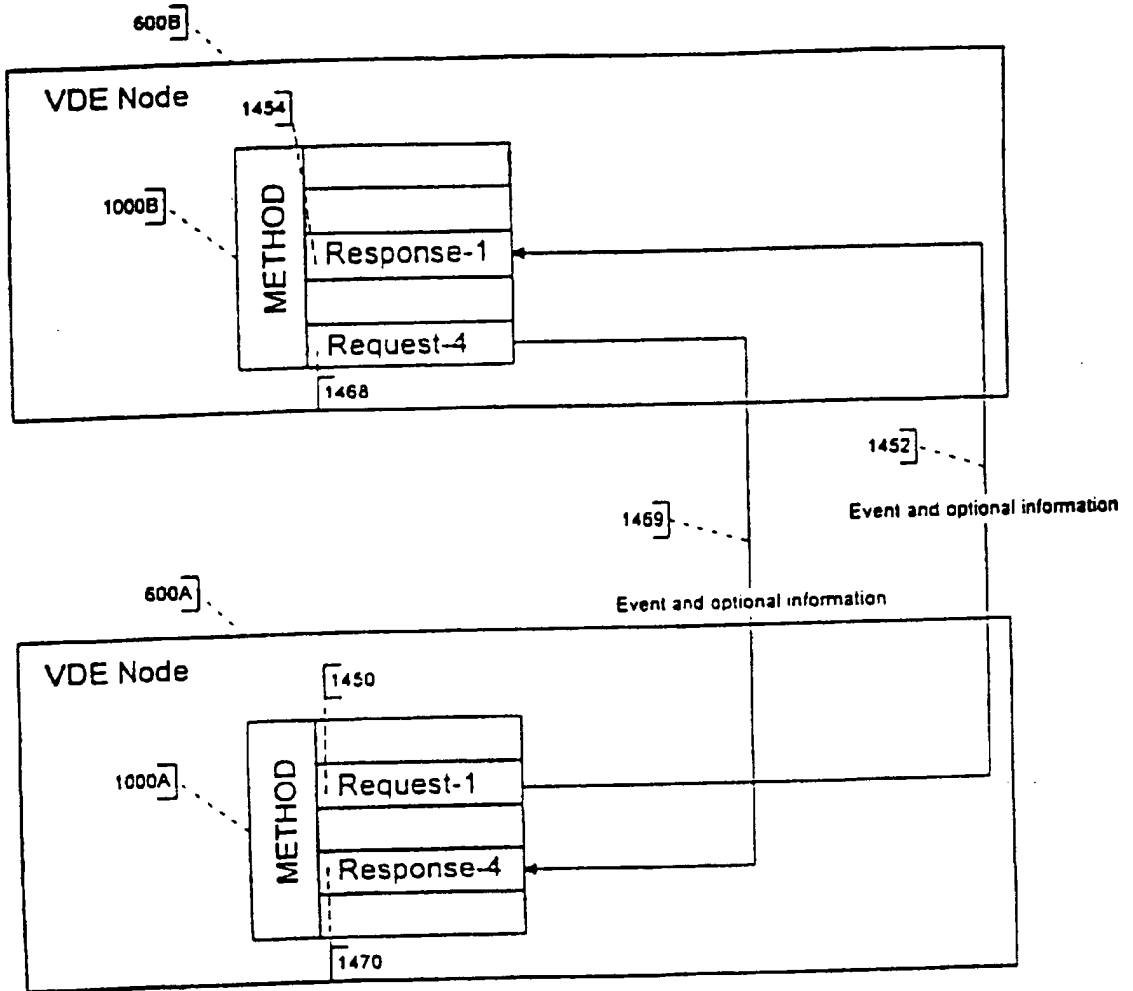


Figure 41b

SUBSTITUTE SHEET (RULE 26)

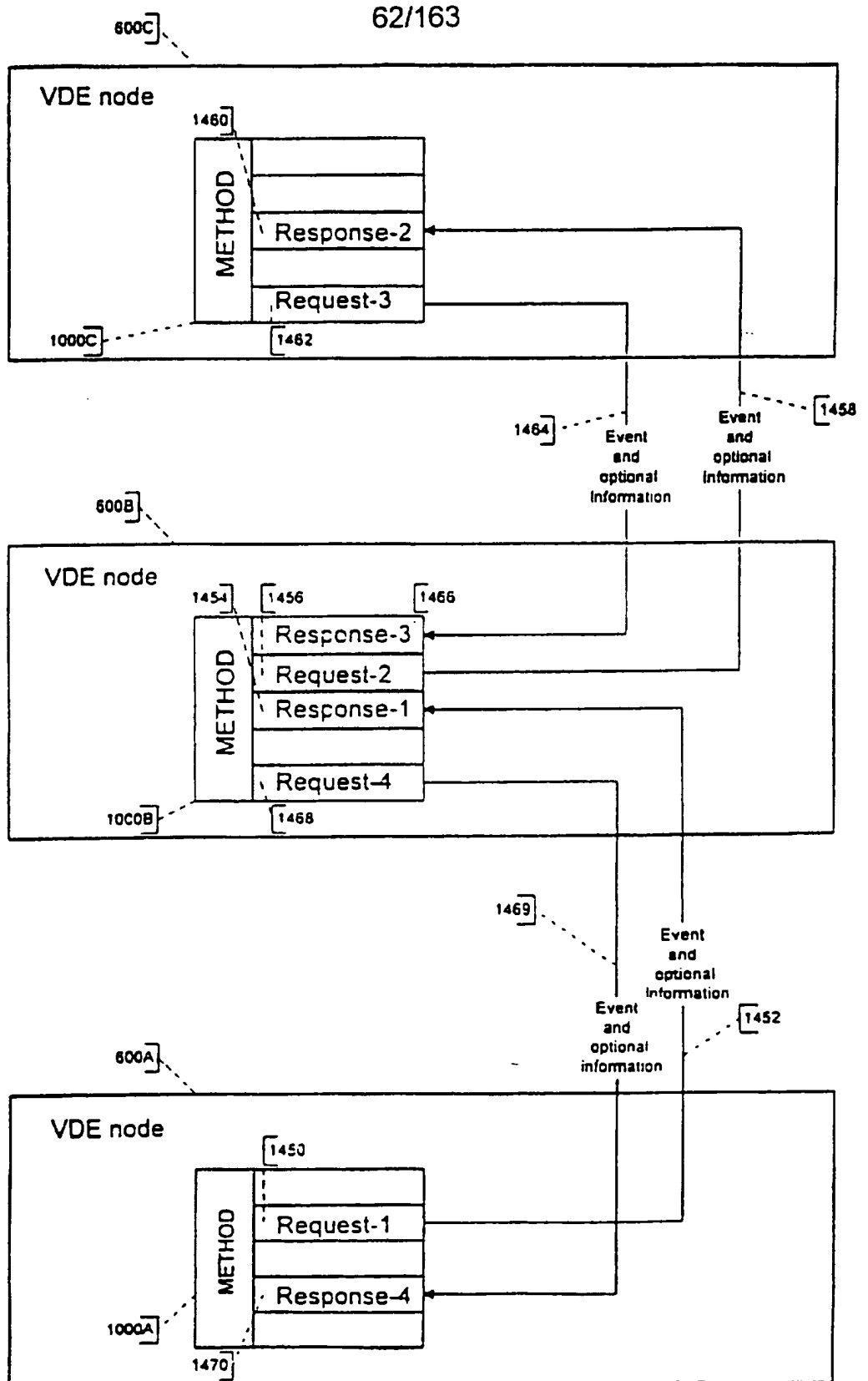


Figure 41c

SUBSTITUTE SHEET (RULE 26)

63/163

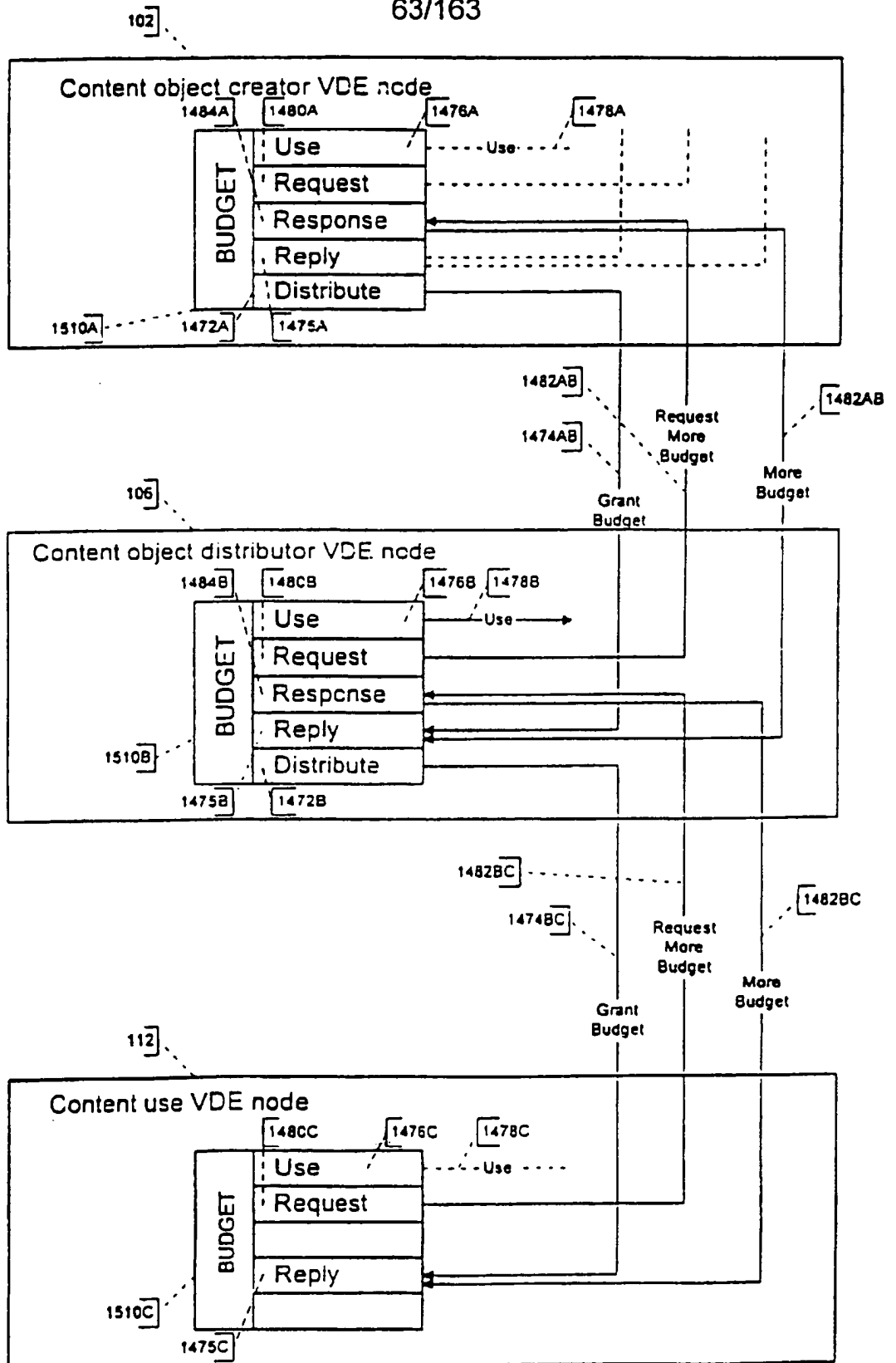


Figure 41d

SUBSTITUTE SHEET (RULE 26)

64/163

# BUDGET Method Use Process Flow

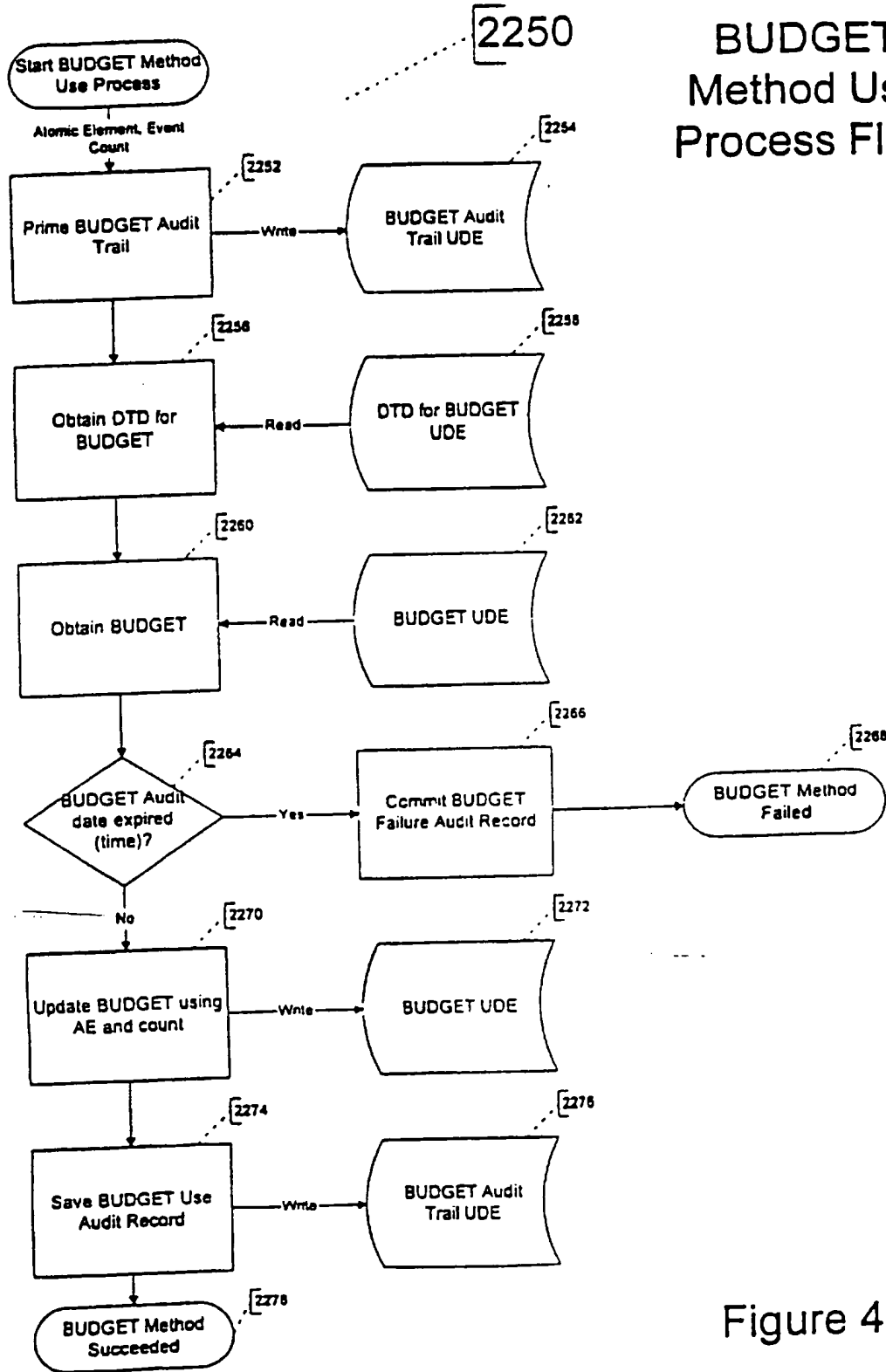
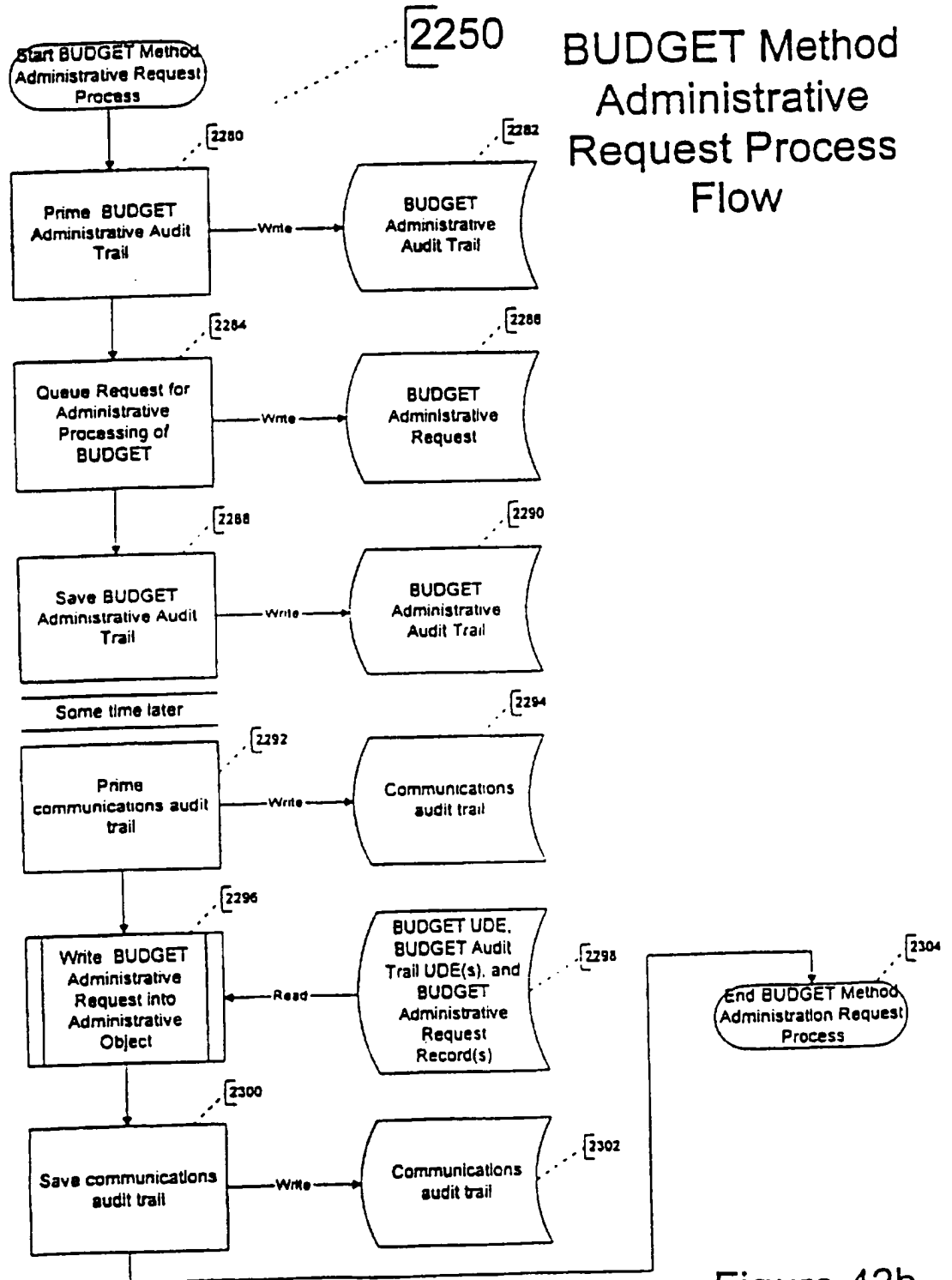


Figure 42a

SUBSTITUTE SHEET (RULE 26)

65/163



# BUDGET Method Administrative Request Process Flow

Figure 42b

# BUDGET Method Administrative Response Process Flow

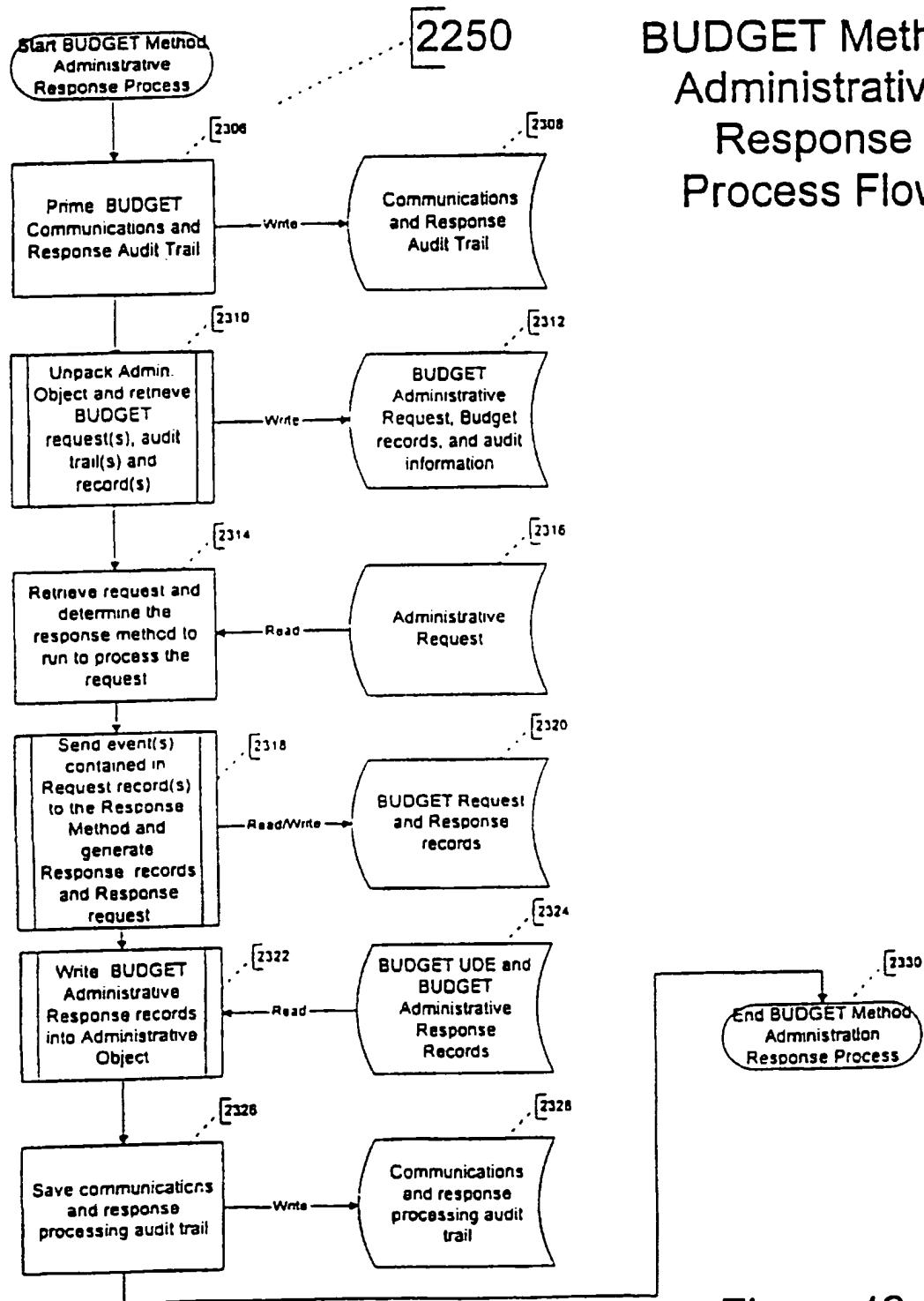


Figure 42c

67/163

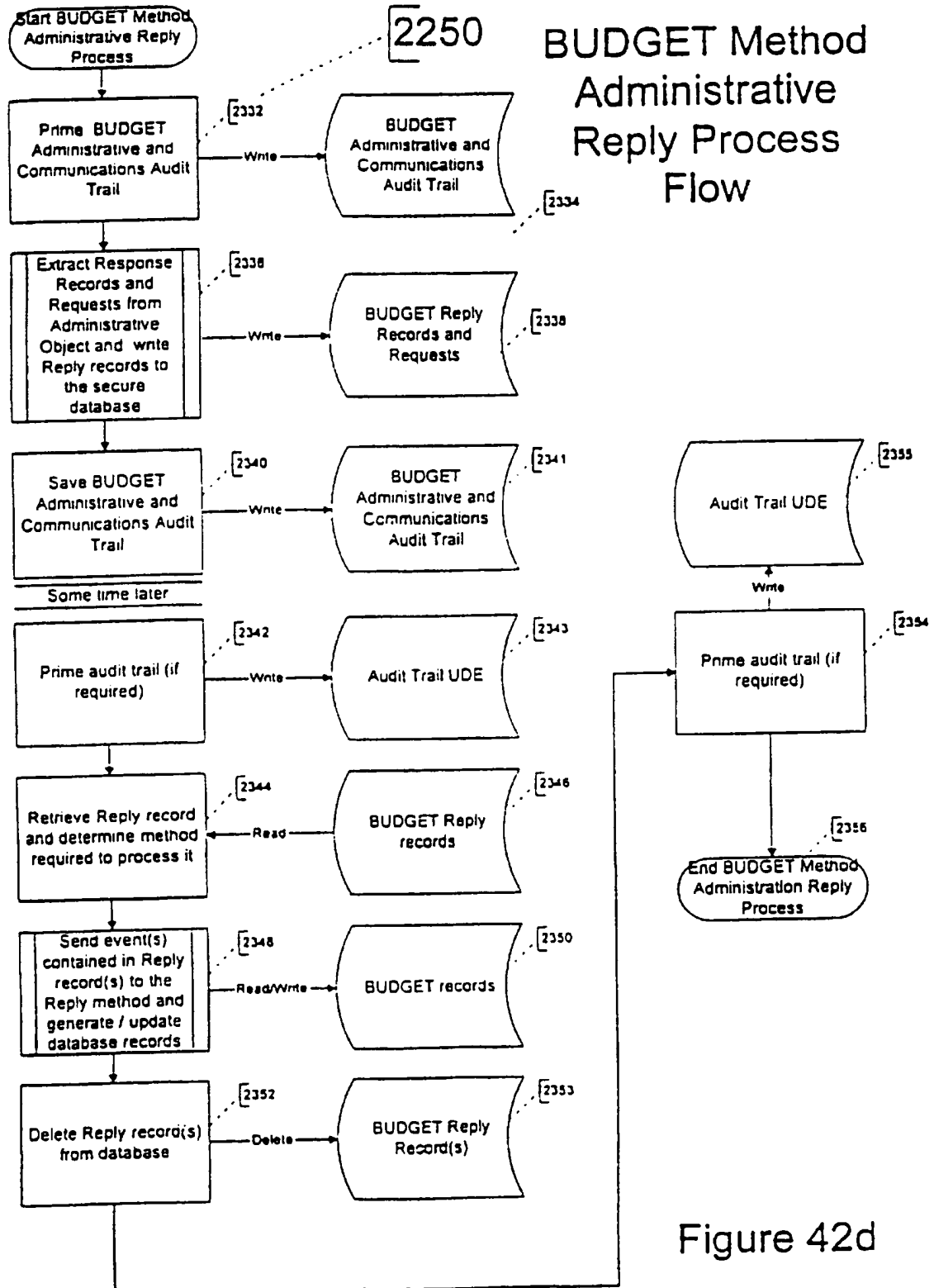
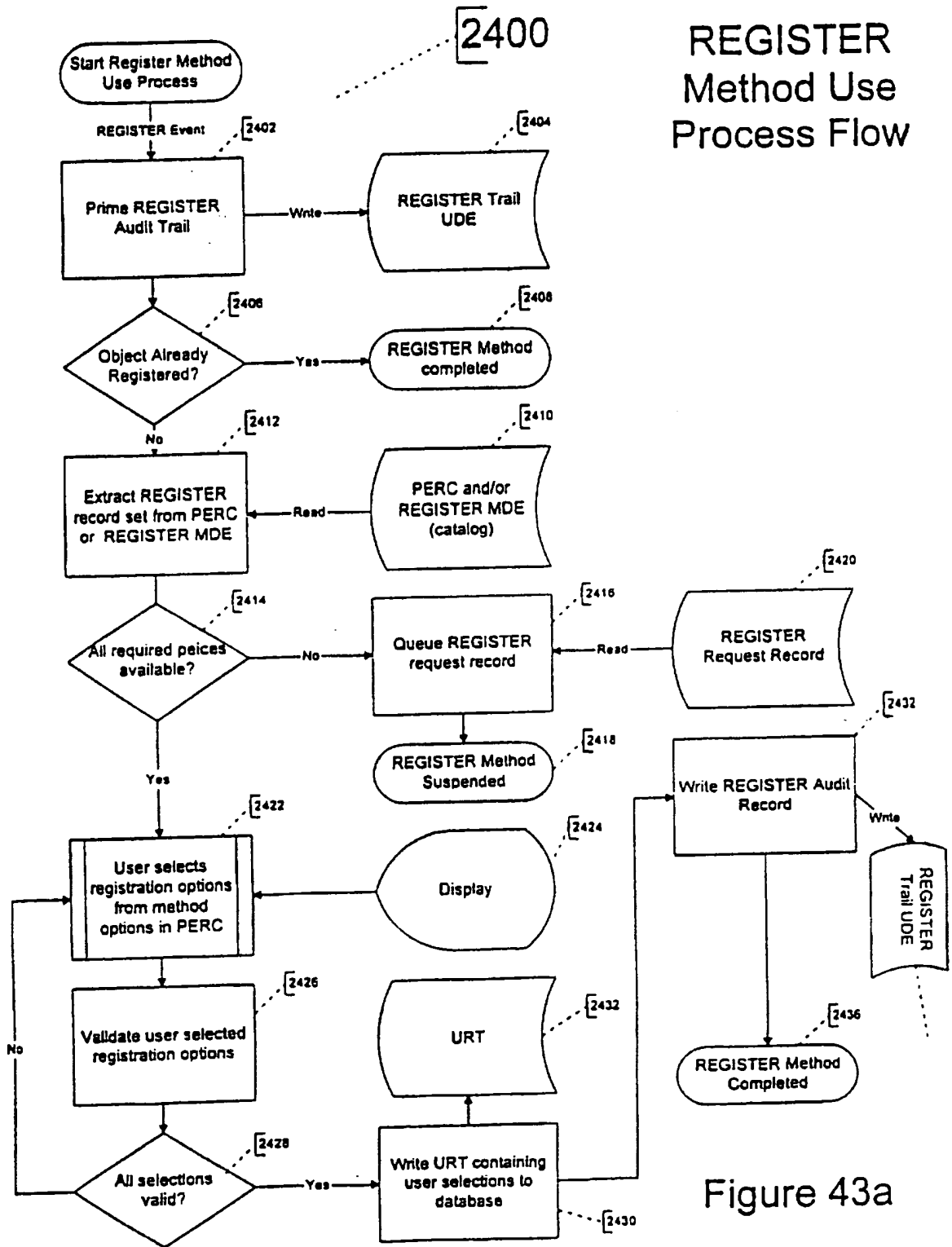


Figure 42d

SUBSTITUTE SHEET (RULE 26)



68/163



# REGISTER Method Use Process Flow

Figure 43a

SUBSTITUTE SHEET (RULE 26)

69/163

# REGISTER Method Administrative Request Process Flow

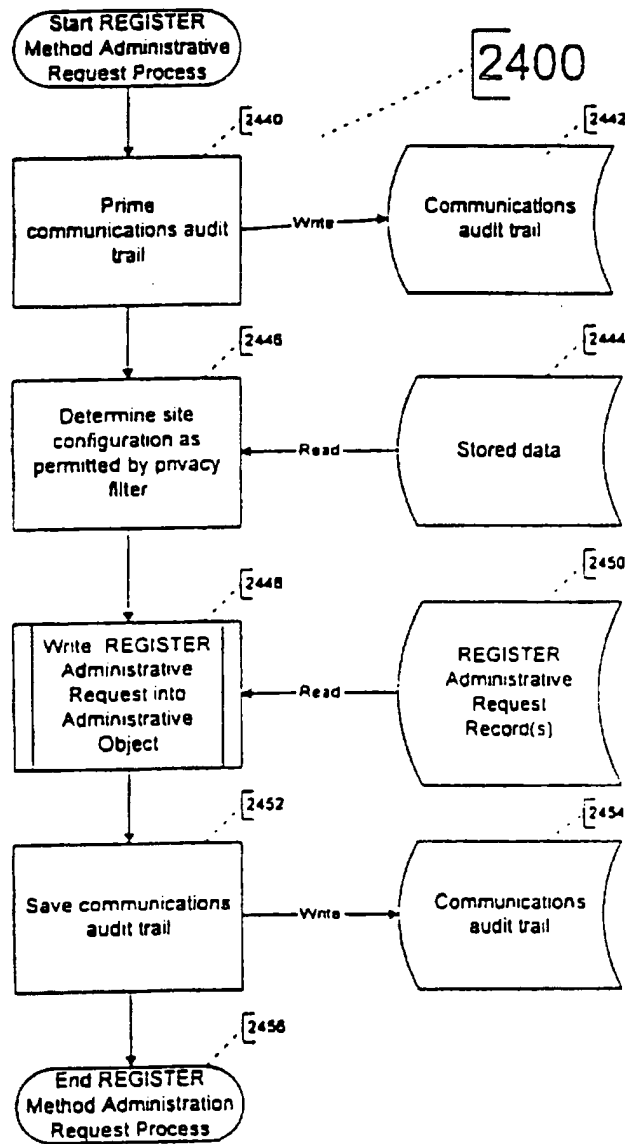


Figure 43b

70/163

# REGISTER Method Administrative Response Process Flow

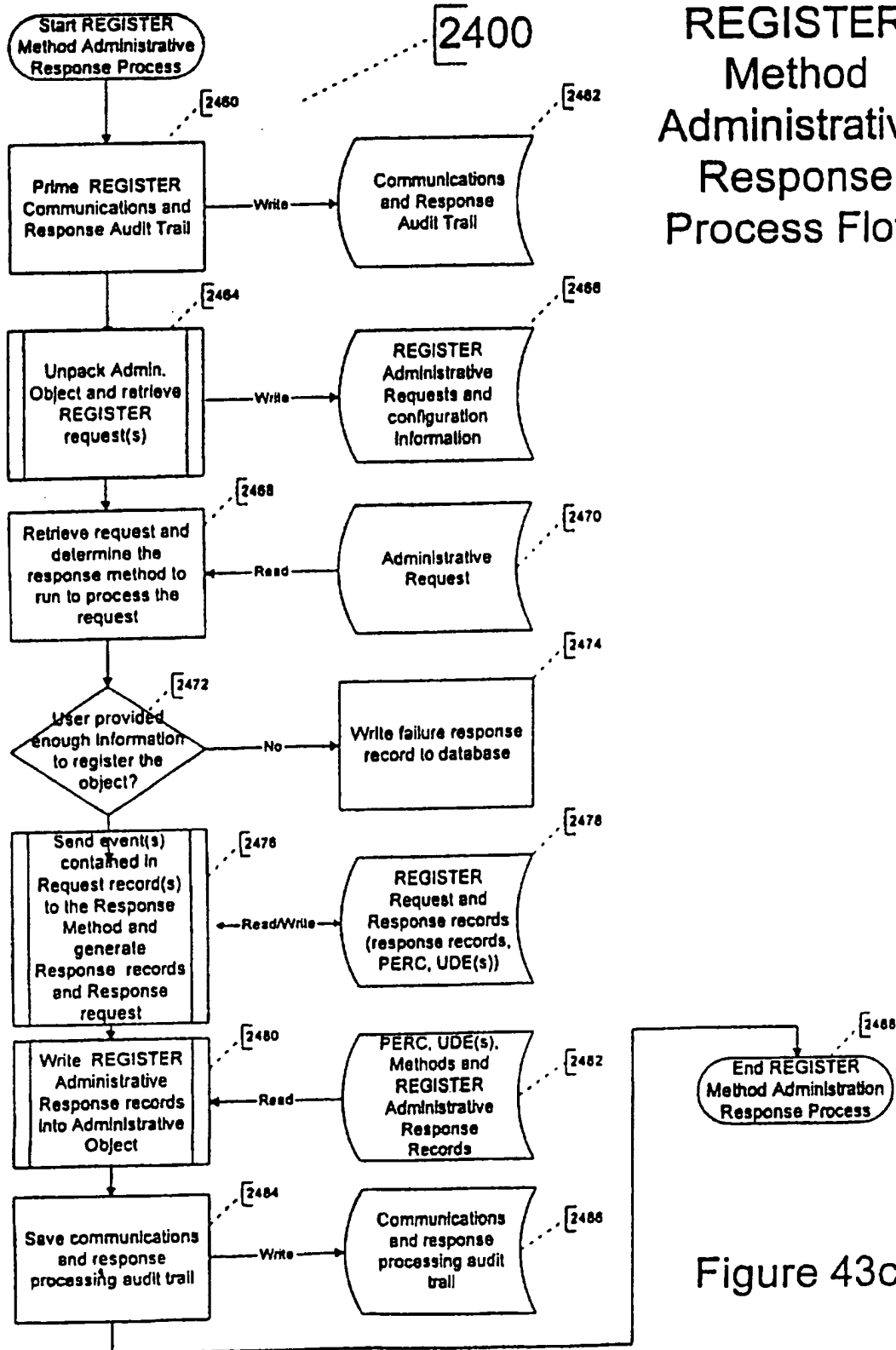
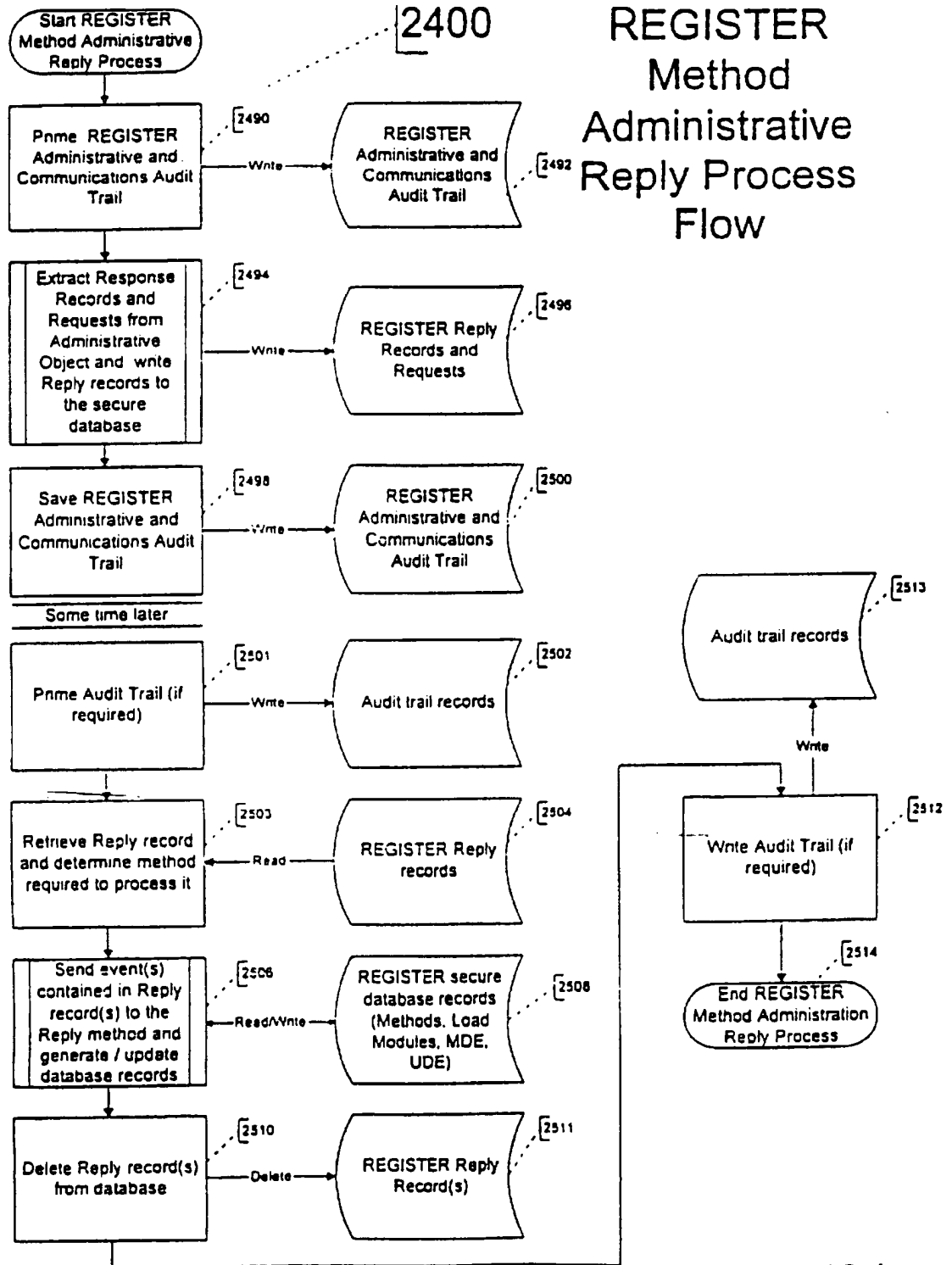


Figure 43c

71/163



# REGISTER Method Administrative Reply Process Flow

Figure 43d

SUBSTITUTE SHEET (RULE 26)

72/163

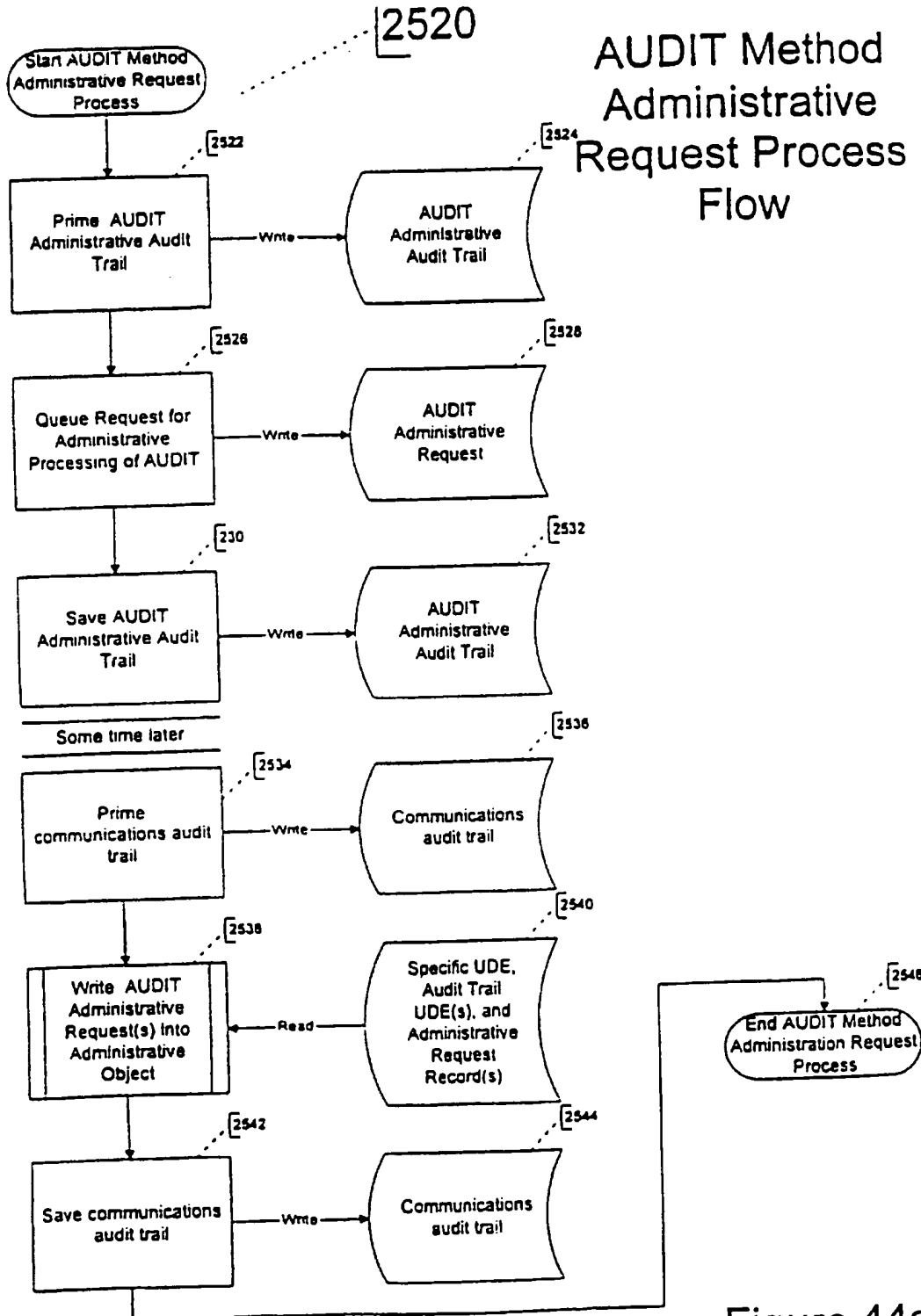


Figure 44a

SUBSTITUTE SHEET (RULE 26)

73/163

# AUDIT Method Administrative Response Process Flow

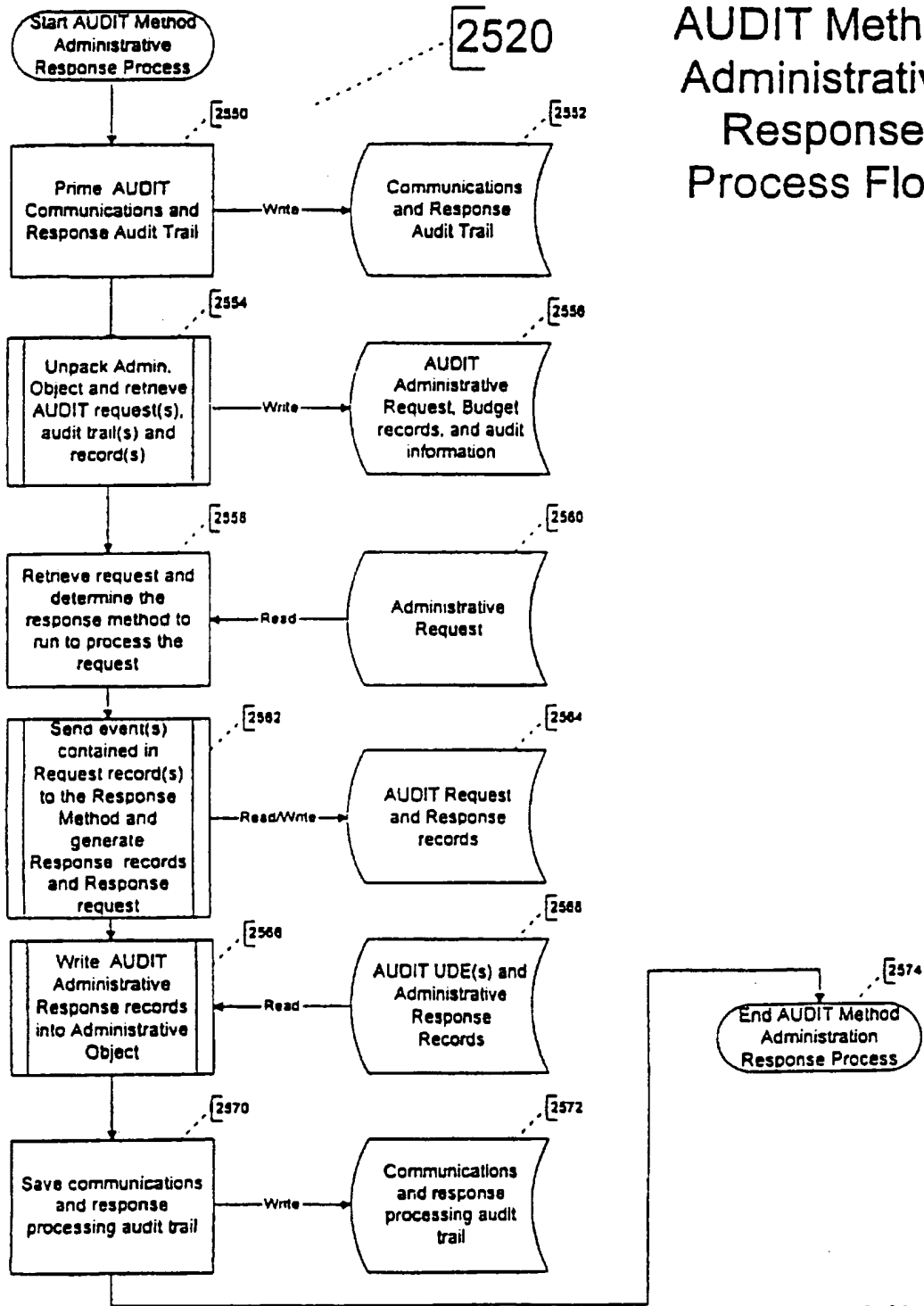
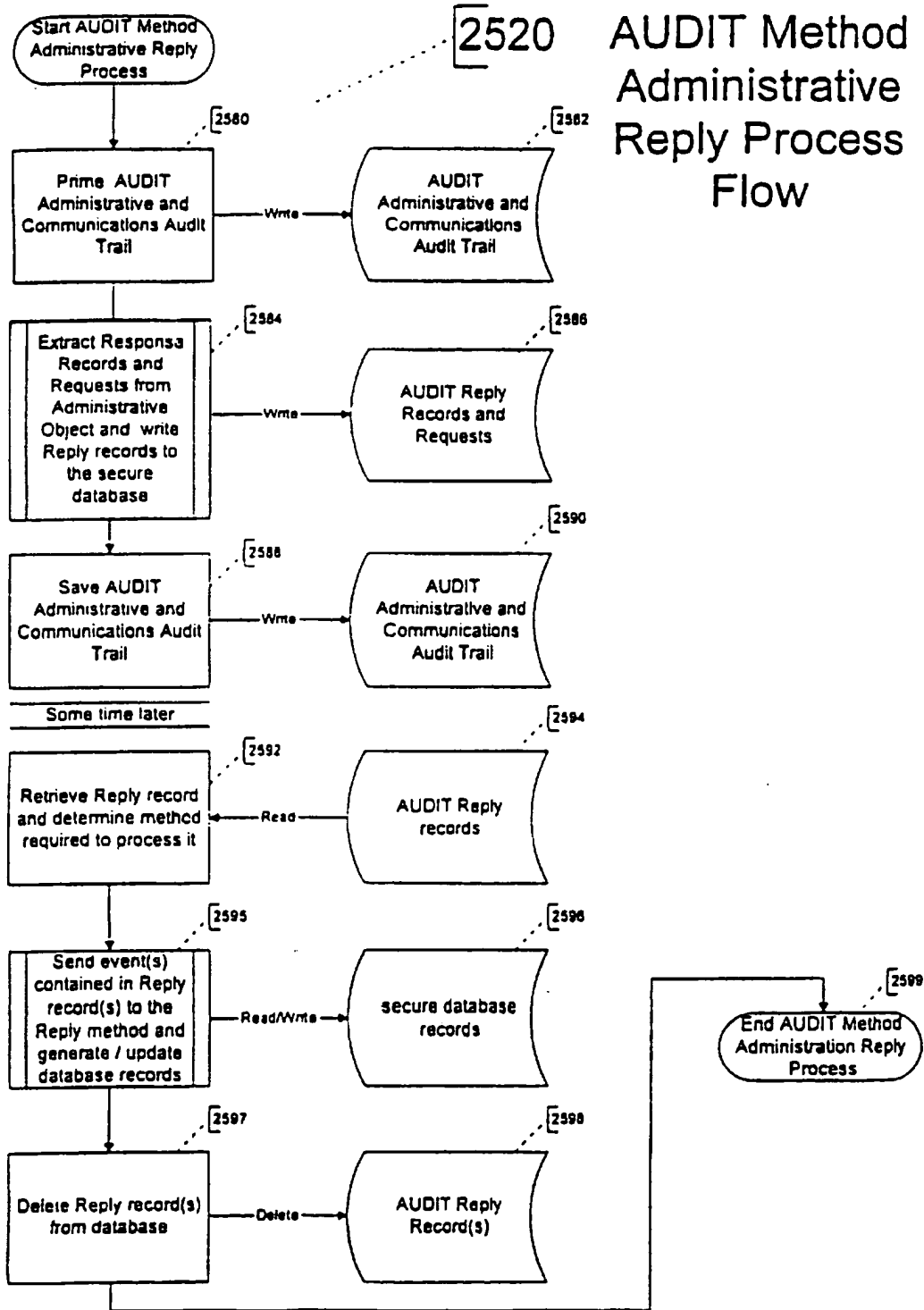


Figure 44b

74/163



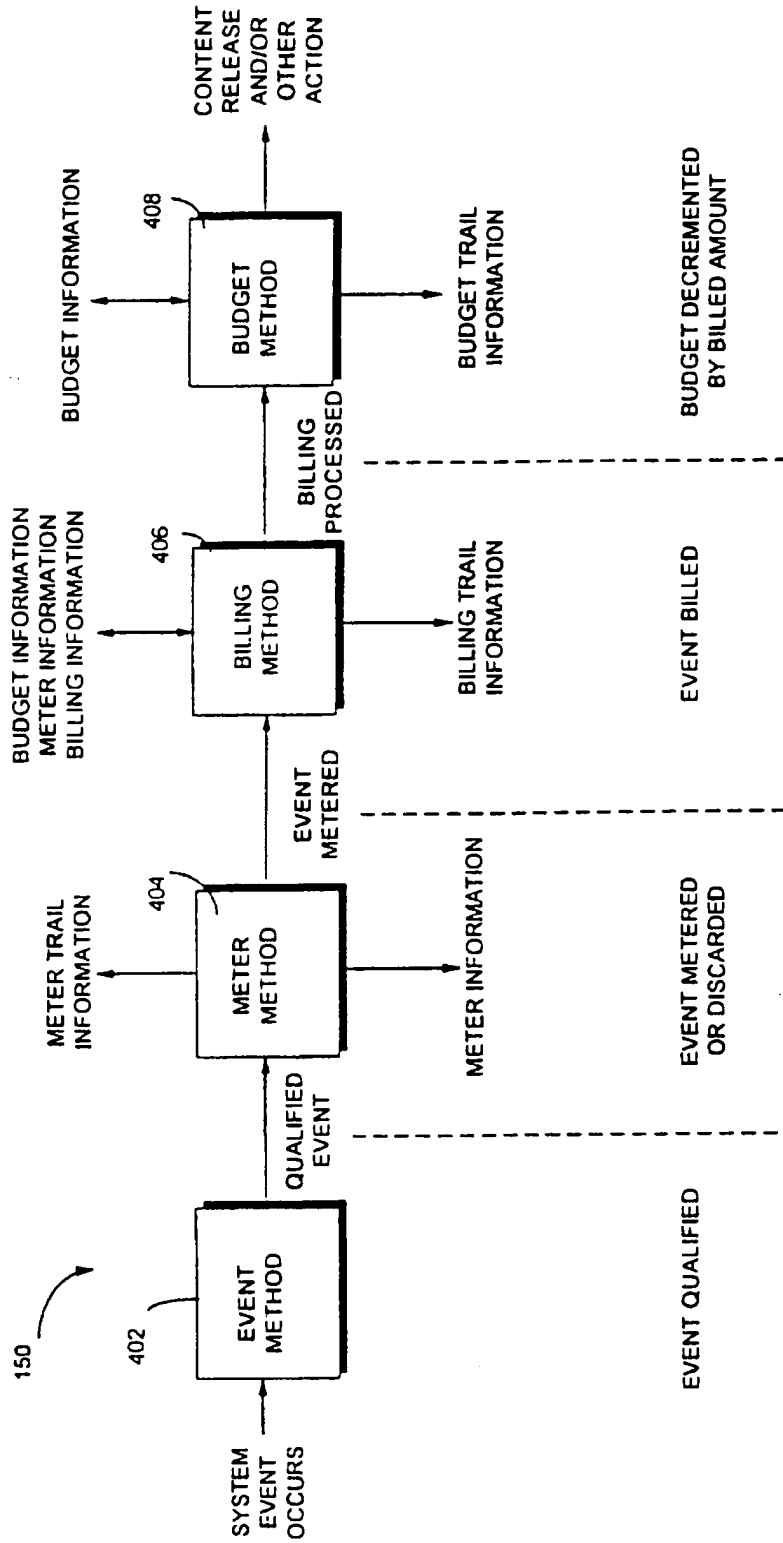
# AUDIT Method Administrative Reply Process Flow

Figure 44c

SUBSTITUTE SHEET (RULE 26)

75/163

FIG. 45

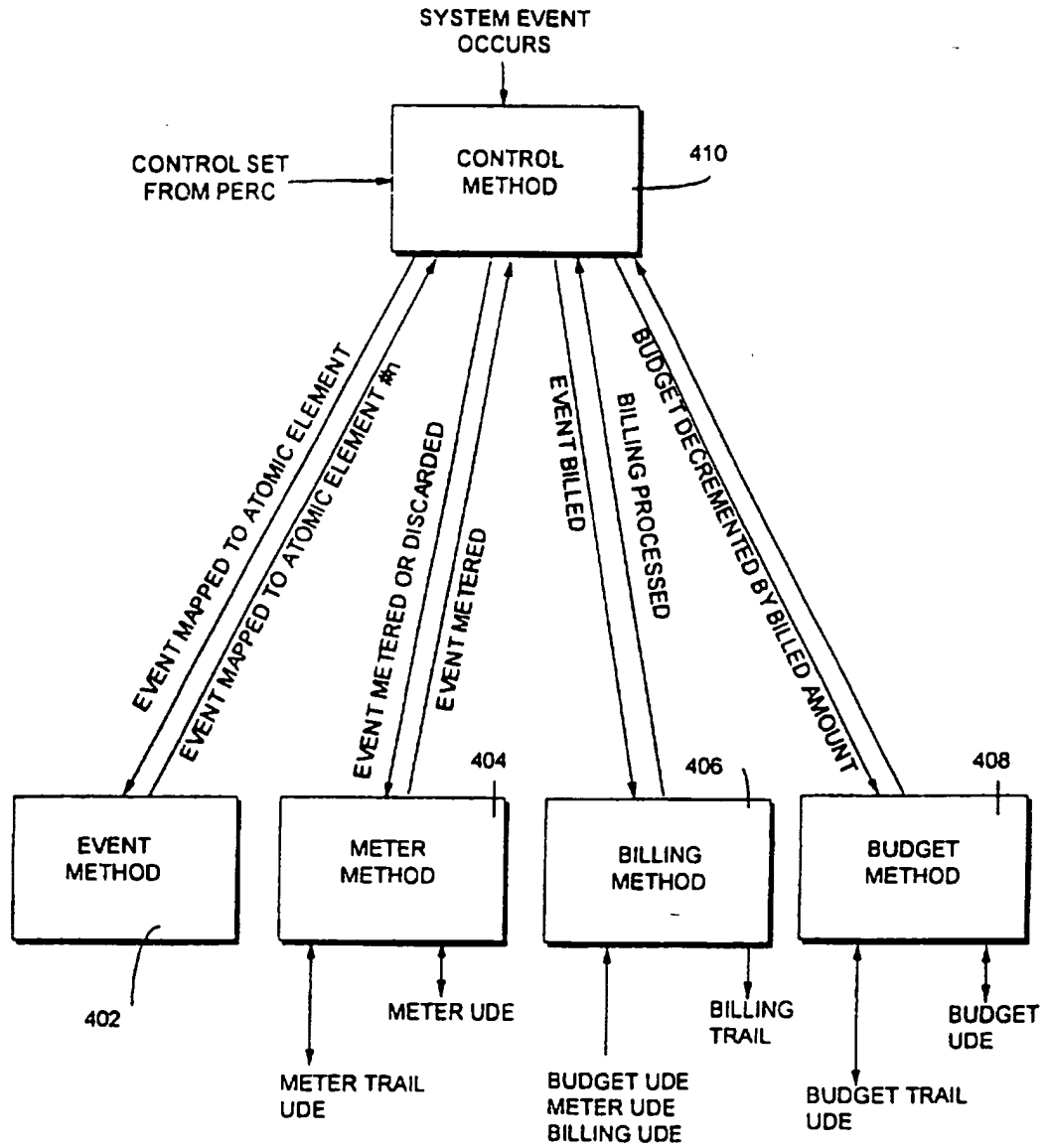


SUBSTITUTE SHEET (RULE 26)



76/163

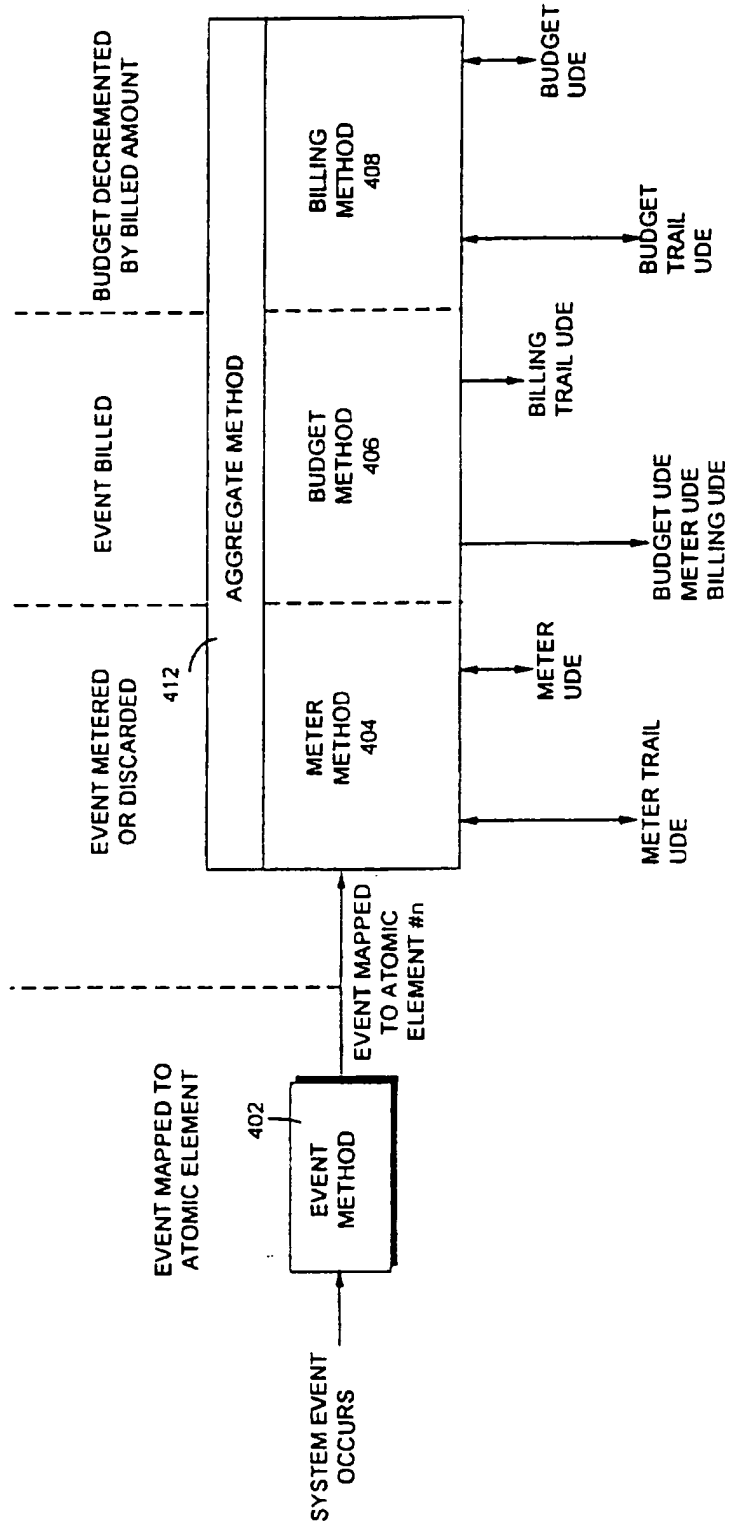
FIG. 46



SUBSTITUTE SHEET (RULE 26)

77/163

FIG. 47



78/163

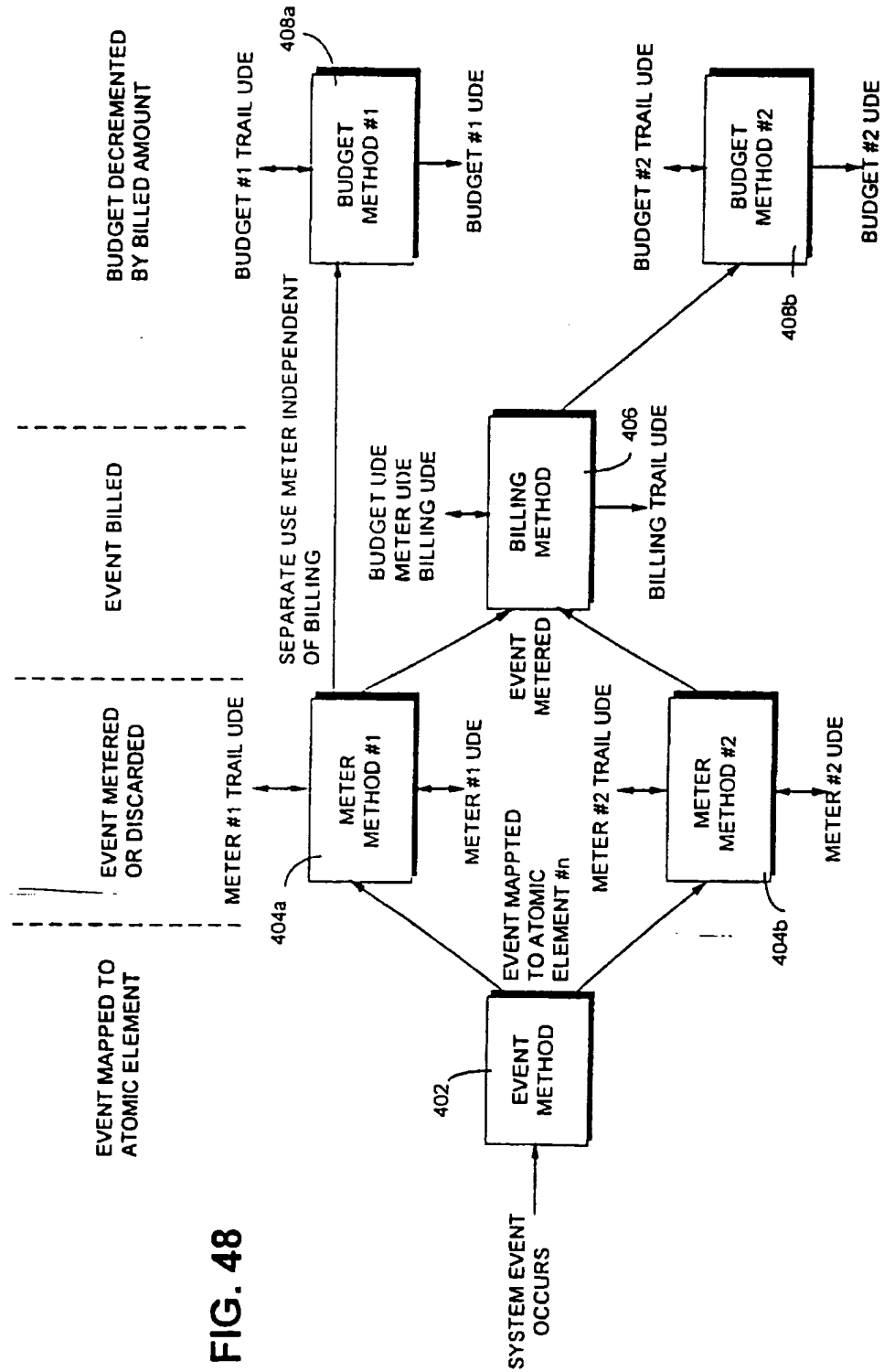


FIG. 48

SUBSTITUTE SHEET (RULE 26)

79/163

# OPEN Method Use Process Flow

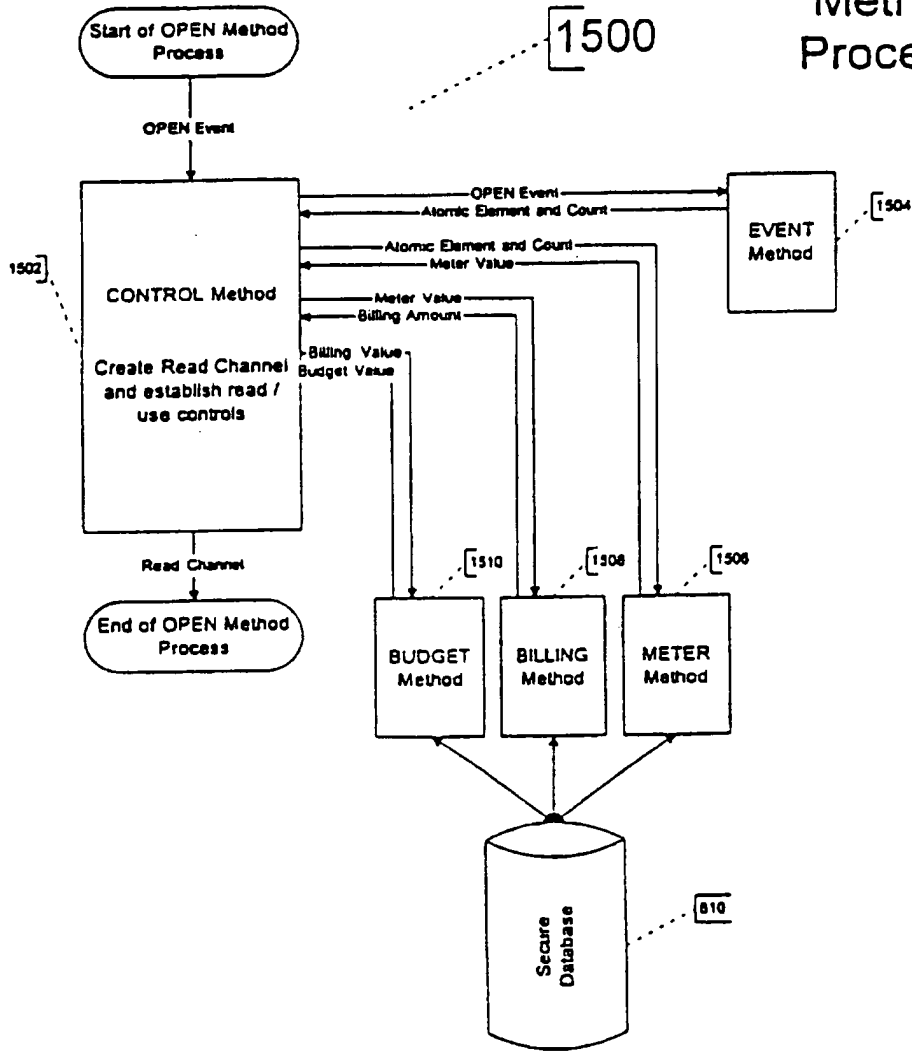


Figure 49

80/163

1500

1502

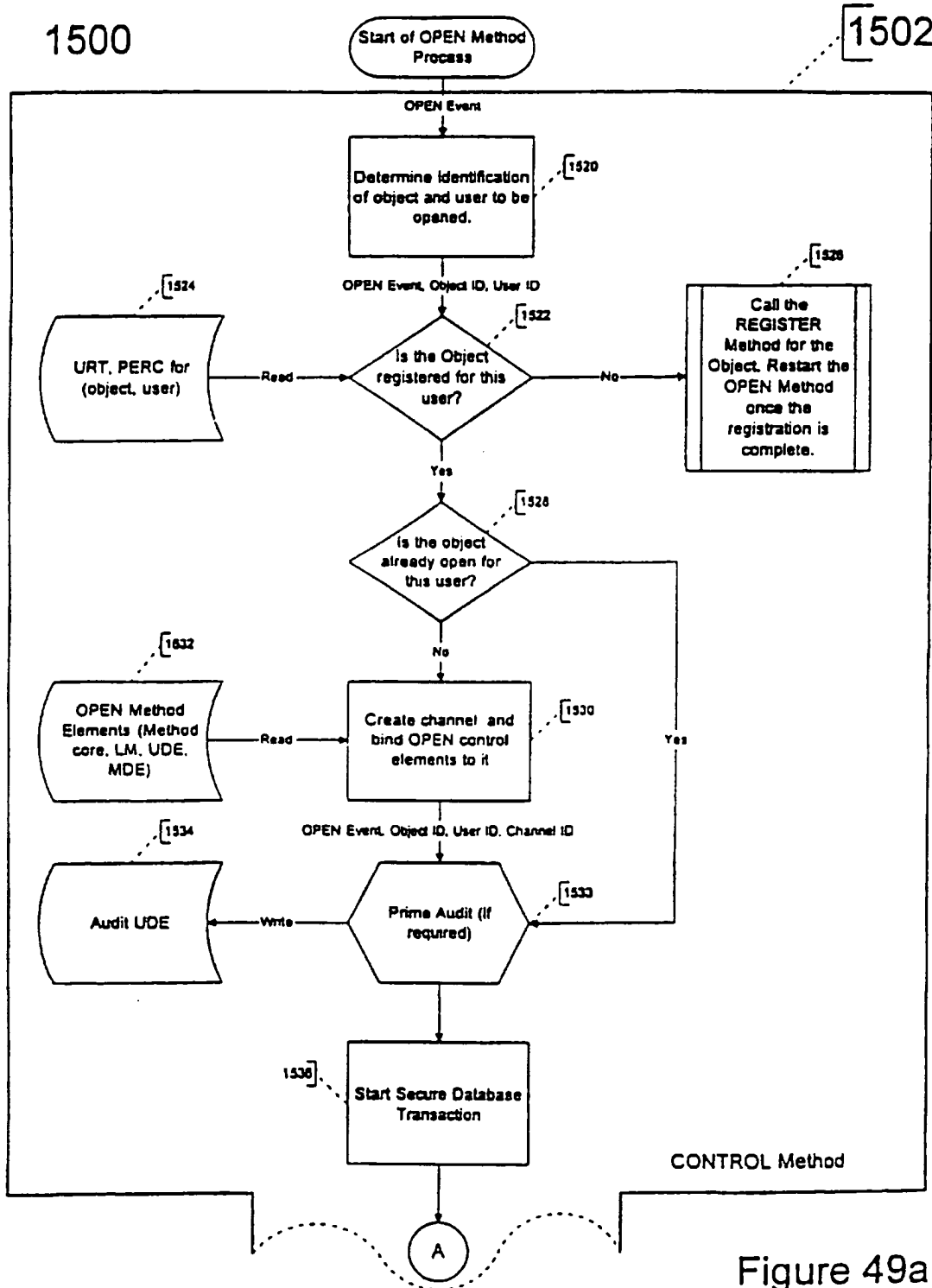


Figure 49a

81/163

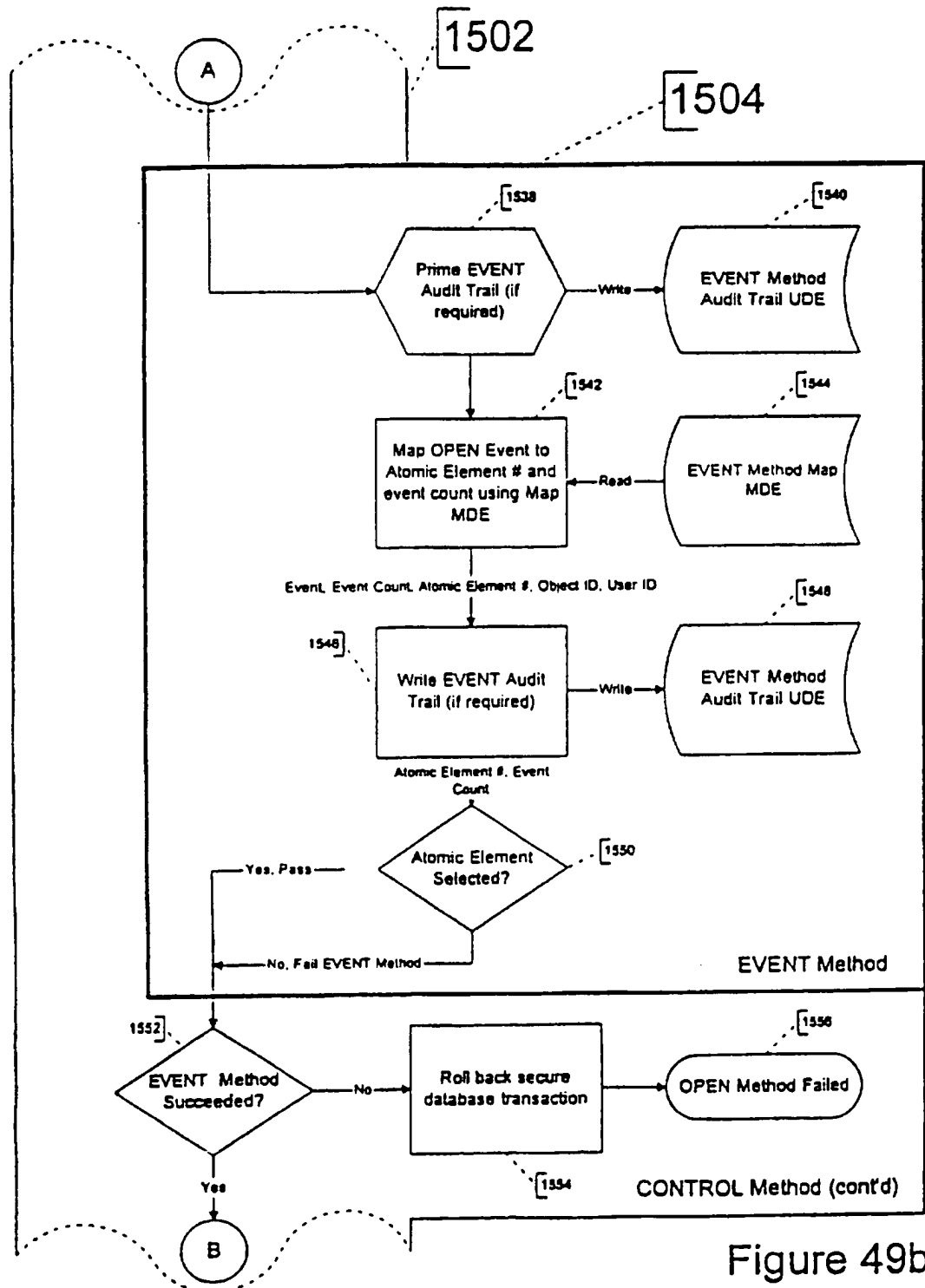


Figure 49b

82/163

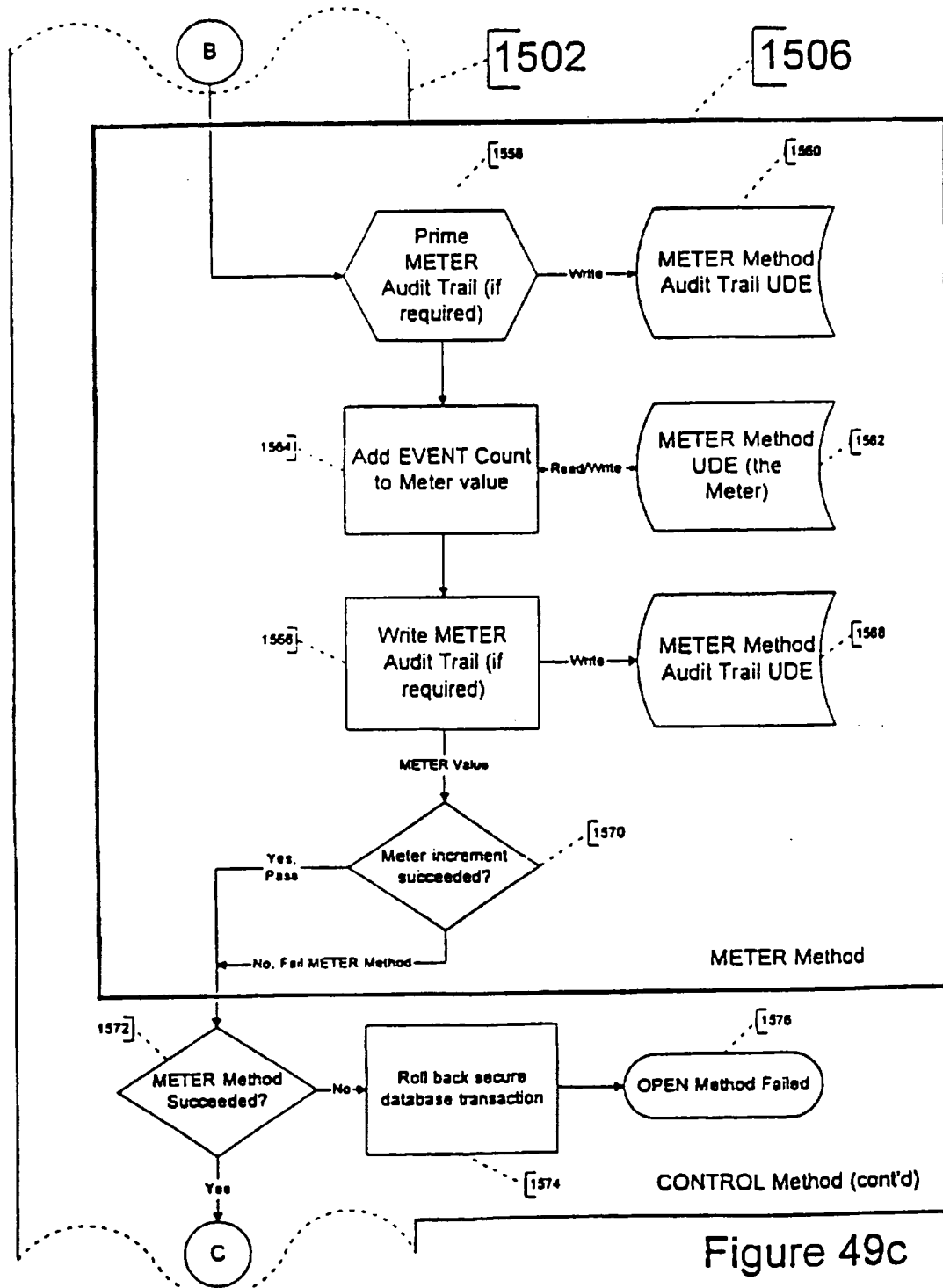


Figure 49c

SUBSTITUTE SHEET (RULE 26)

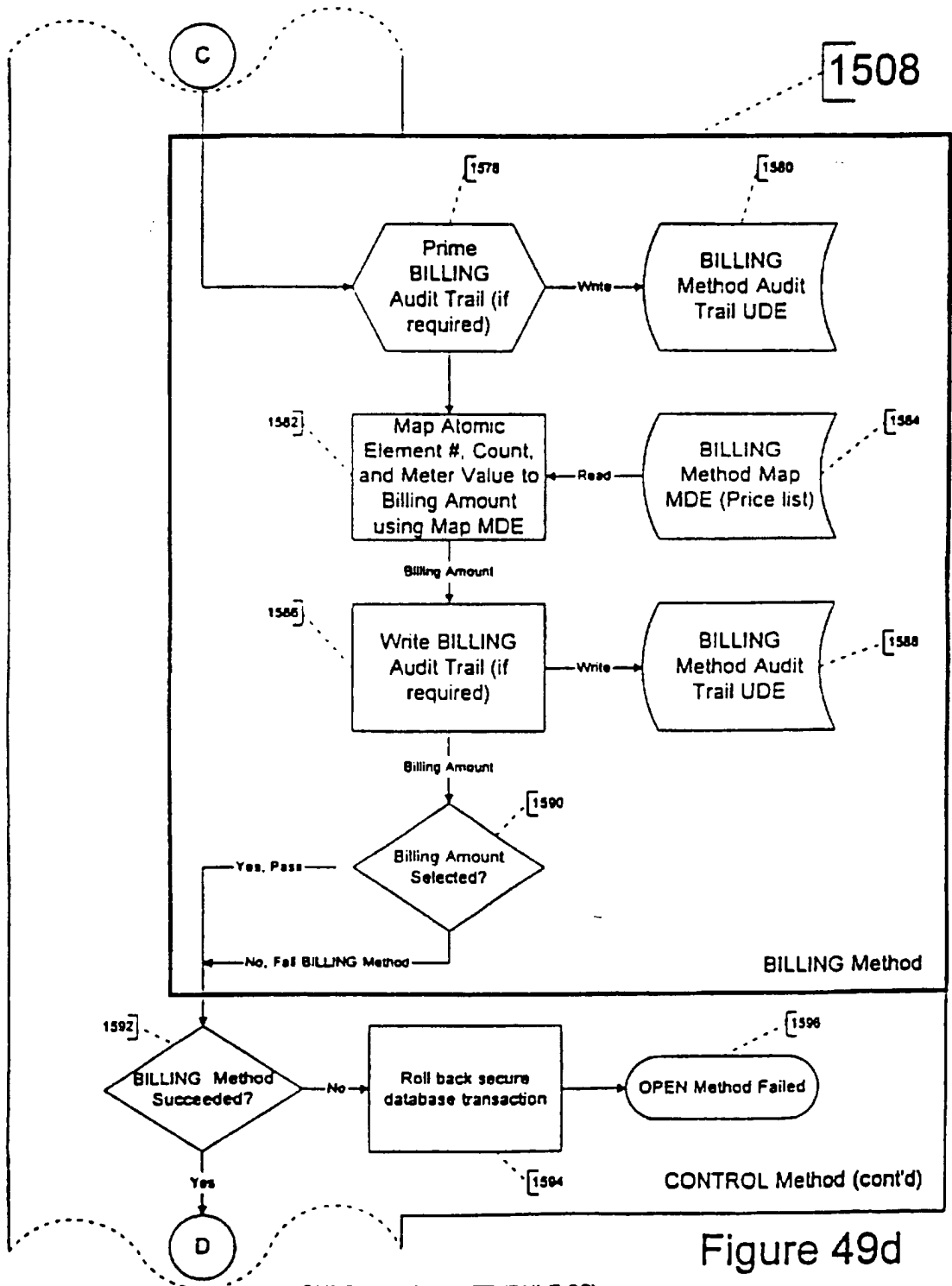


Figure 49d

SUBSTITUTE SHEET (RULE 26)



84/163

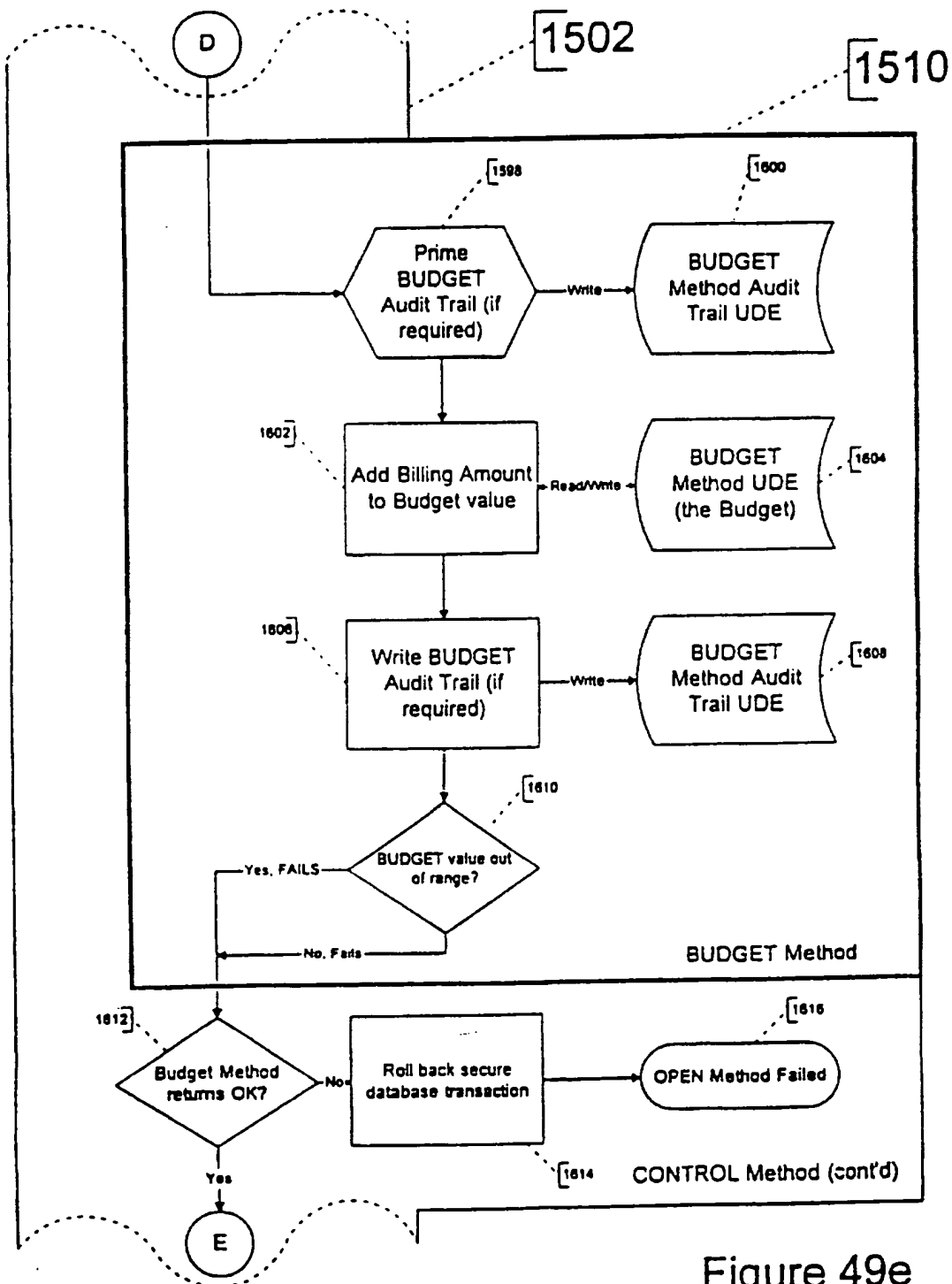


Figure 49e

SUBSTITUTE SHEET (RULE 26)

85/163

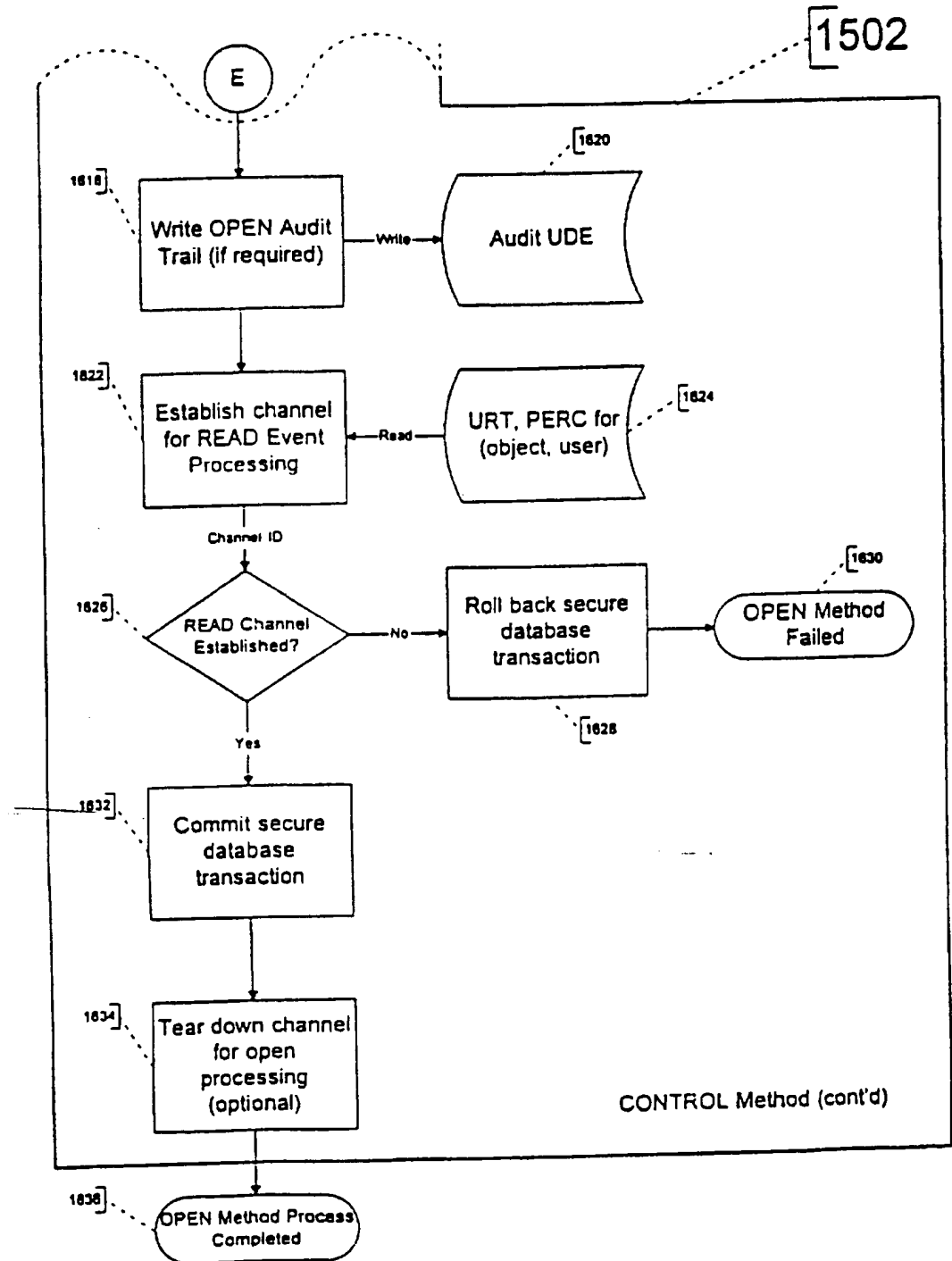


Figure 49f

SUBSTITUTE SHEET (RULE 26)

86/163

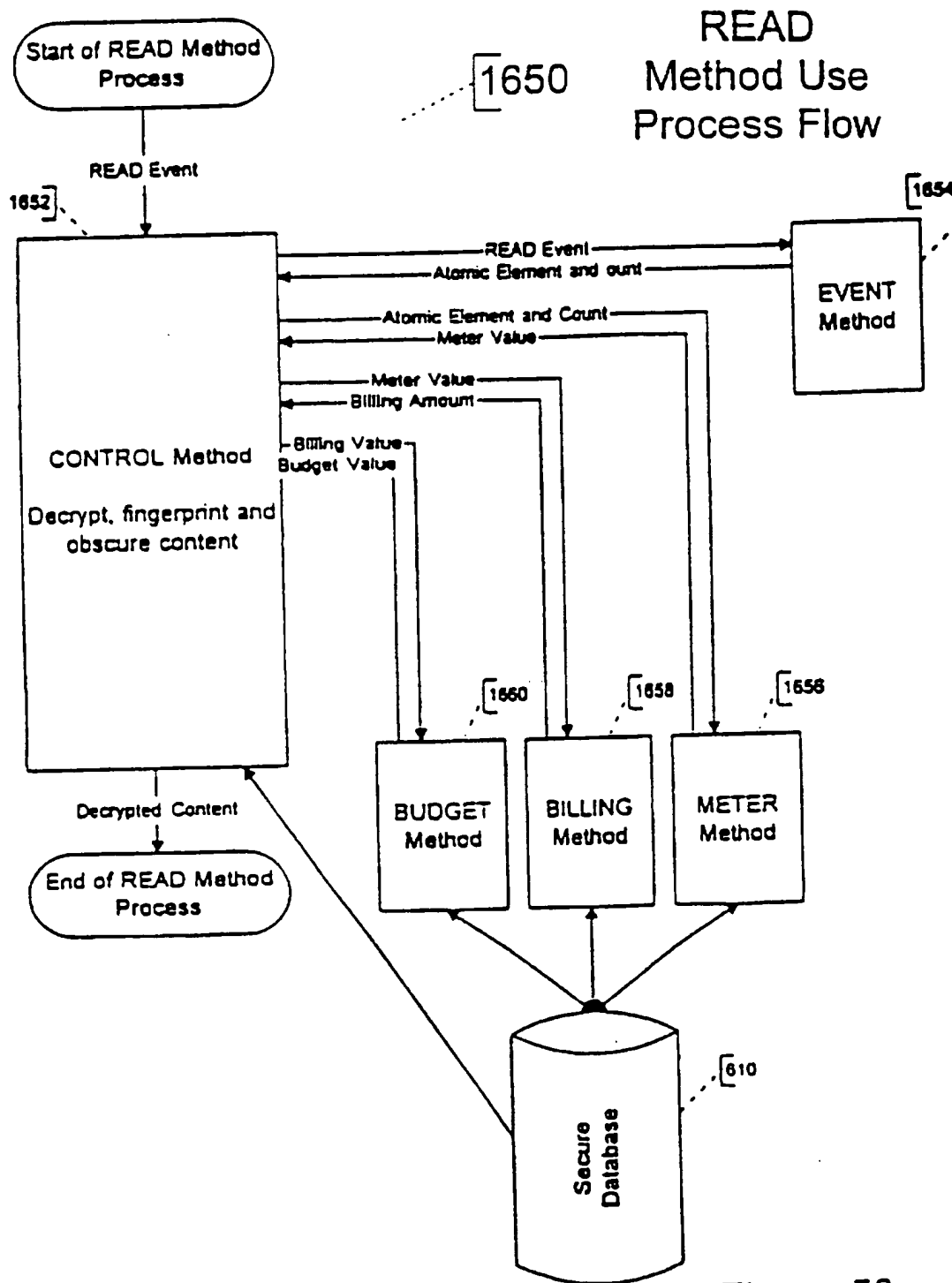


Figure 50

87/163

1650

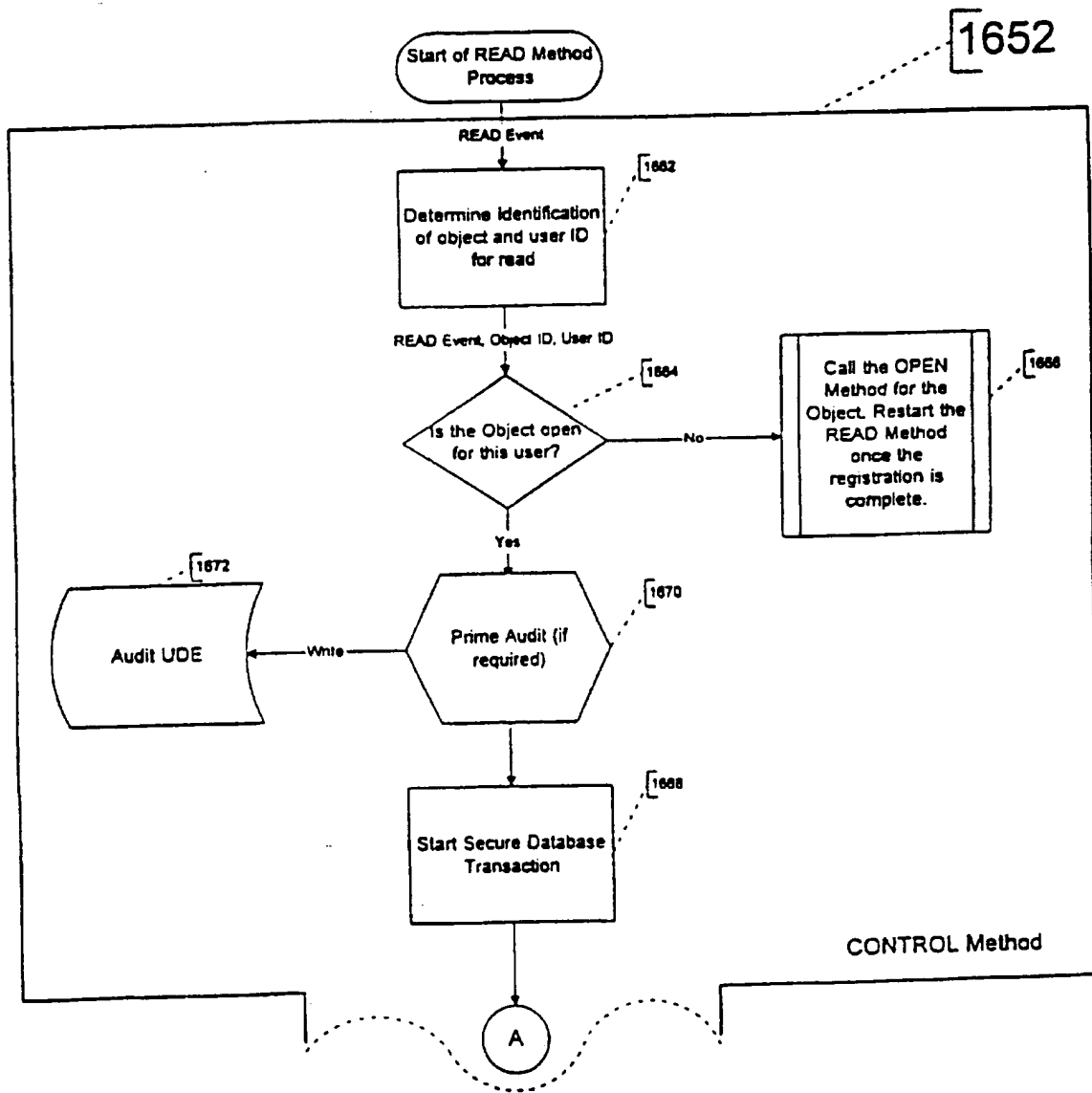


Figure 50a

SUBSTITUTE SHEET (RULE 26)

88/163

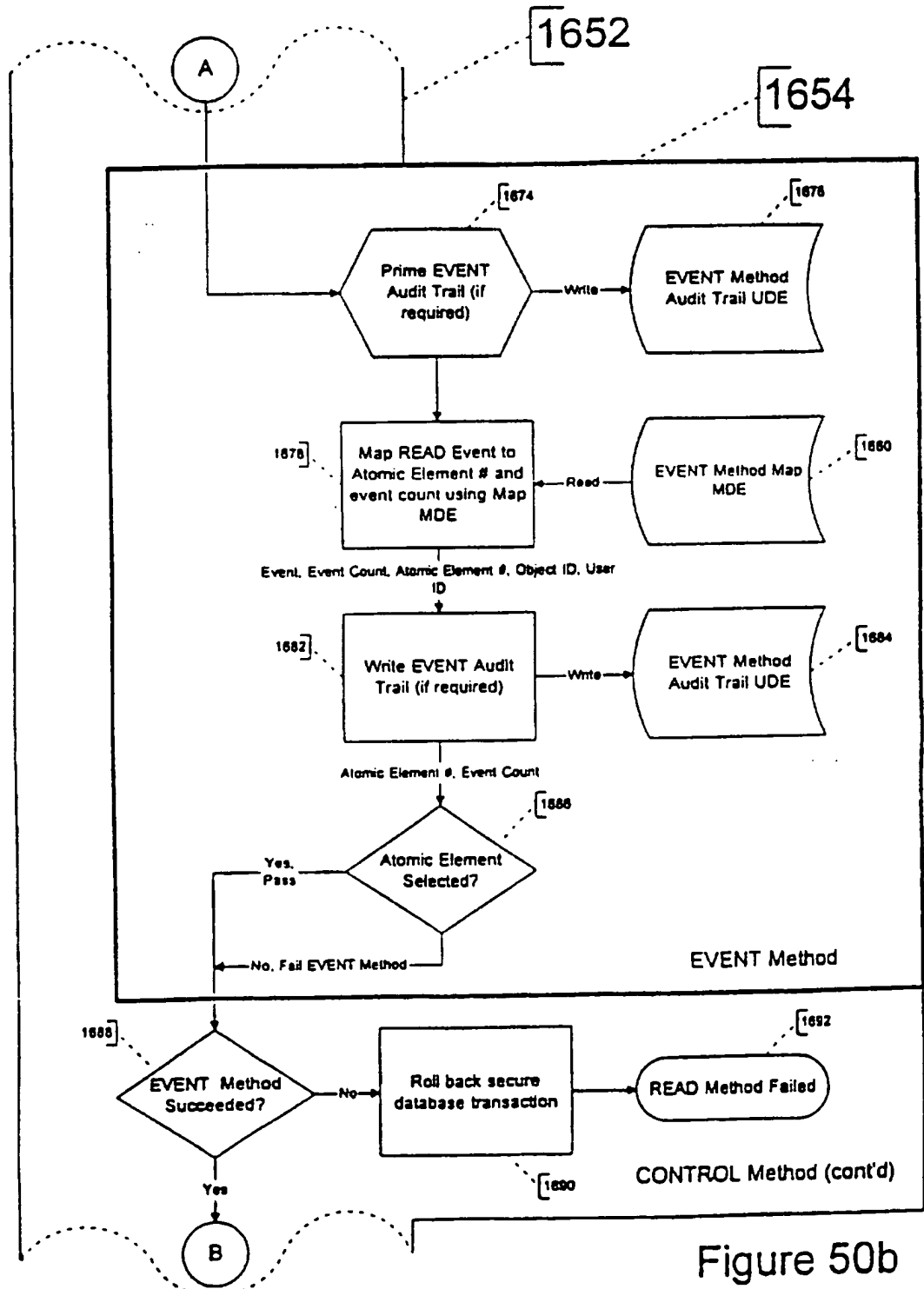


Figure 50b

SUBSTITUTE SHEET (RULE 26)

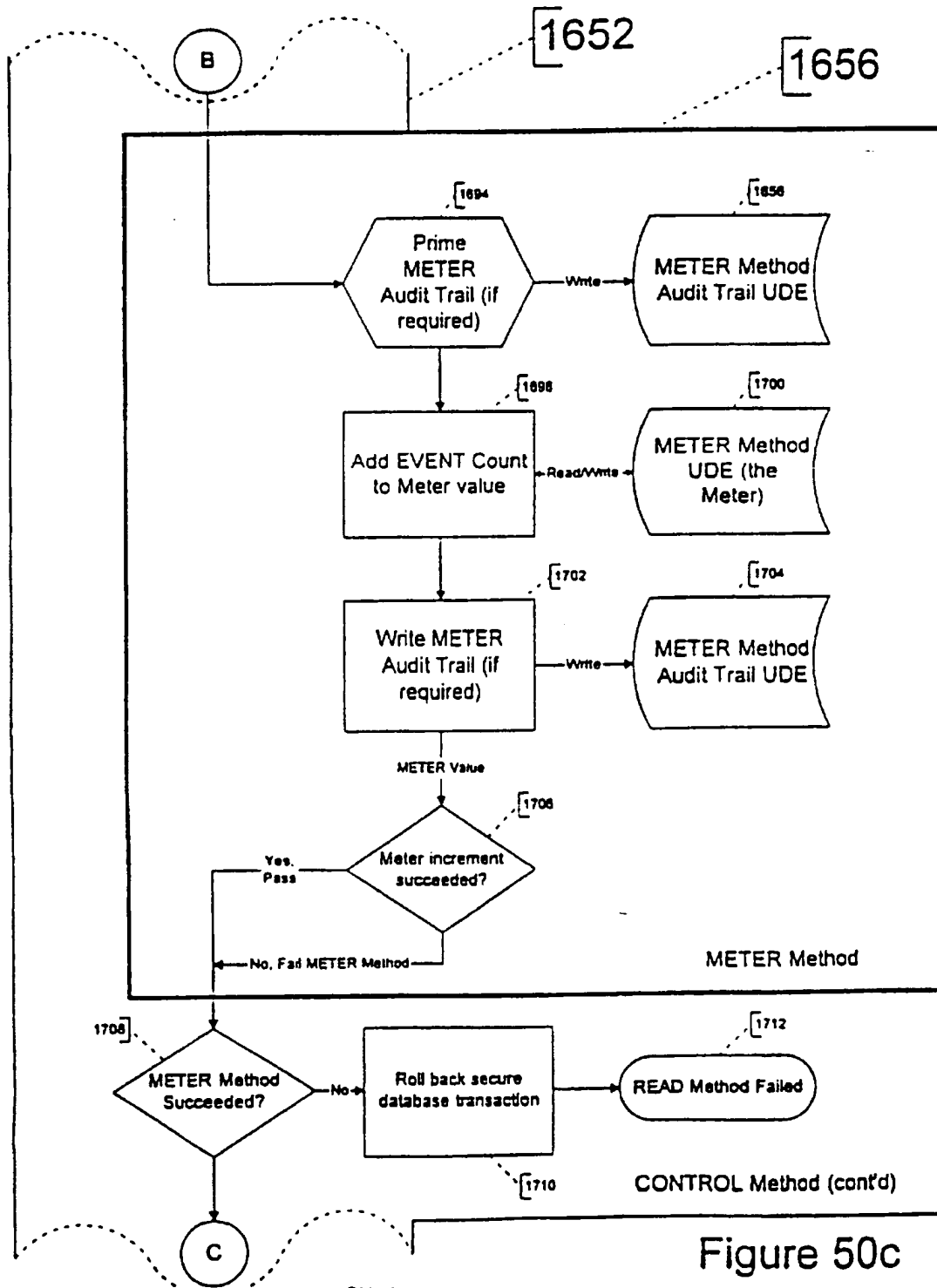


Figure 50c

SUBSTITUTE SHEET (RULE 26)

90/163

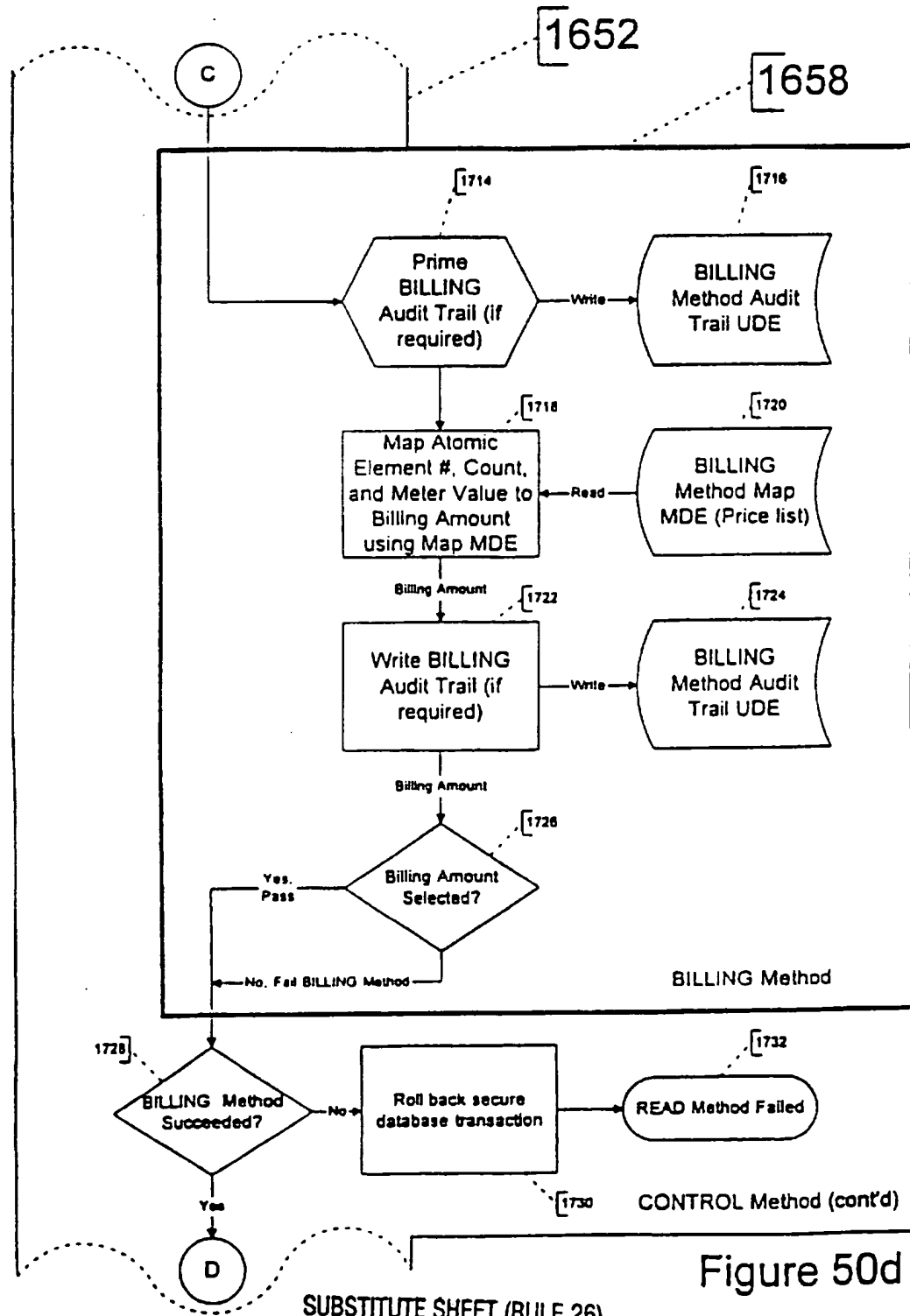


Figure 50d

SUBSTITUTE SHEET (RULE 26)

91/163

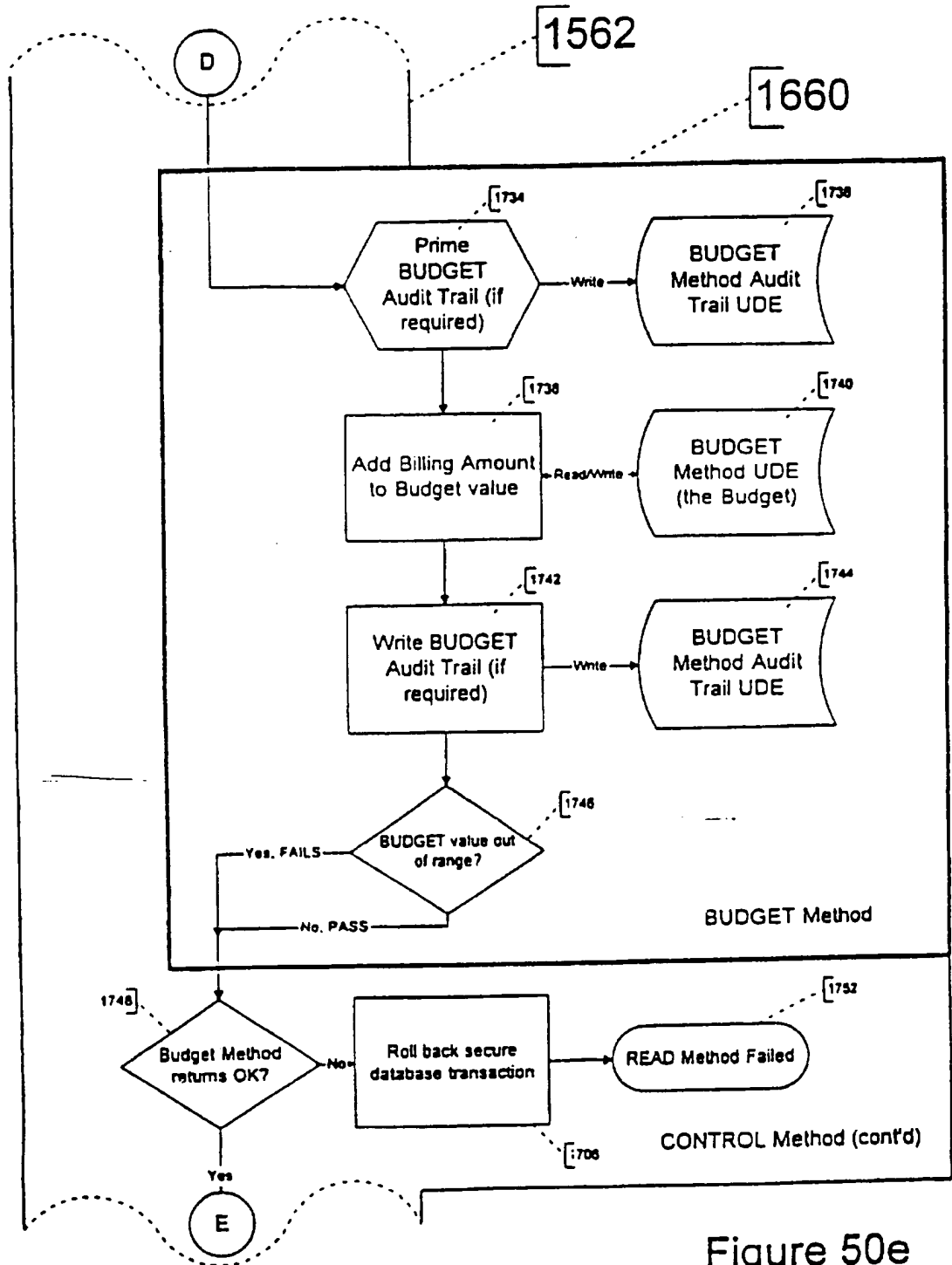


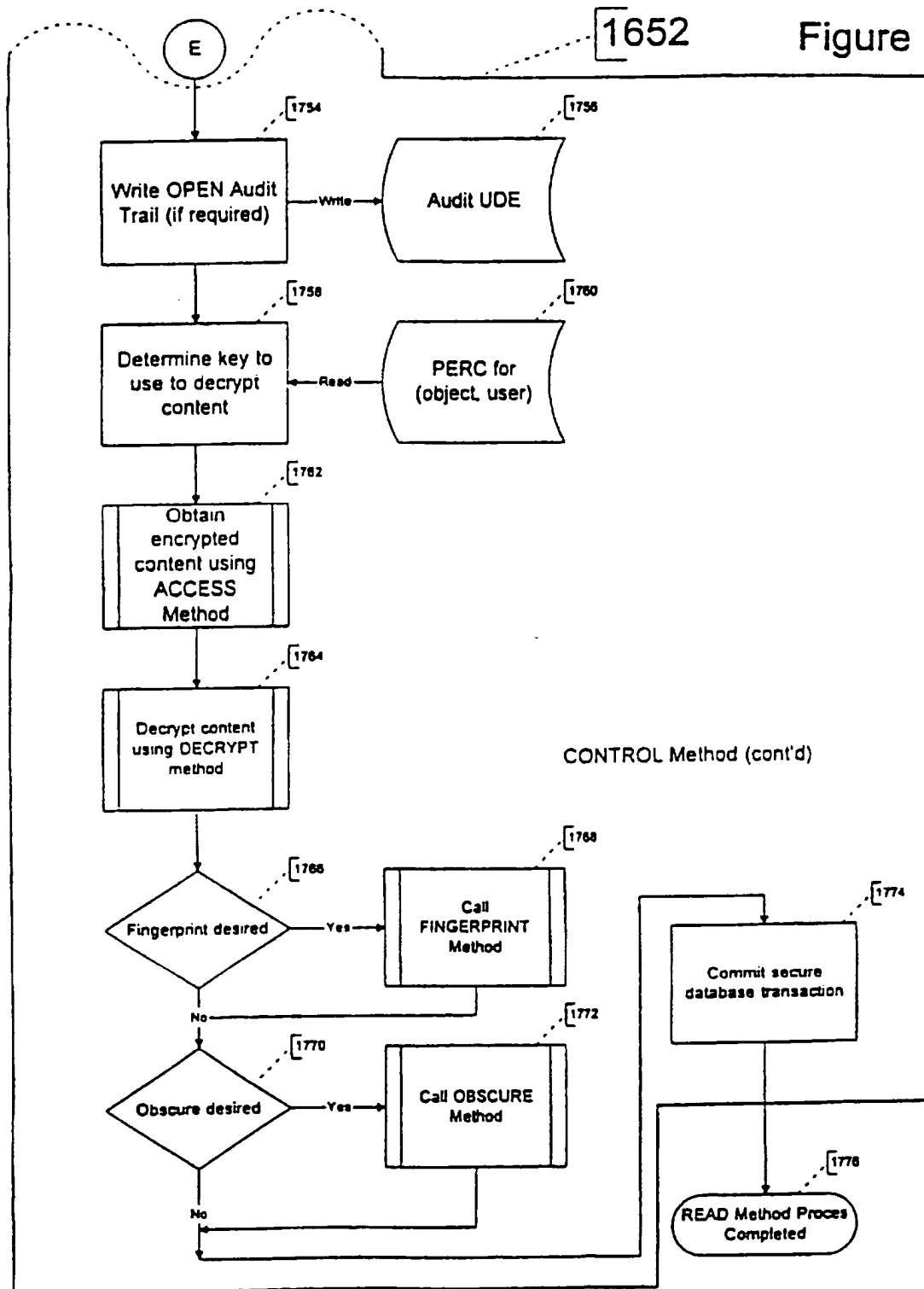
Figure 50e



92/163

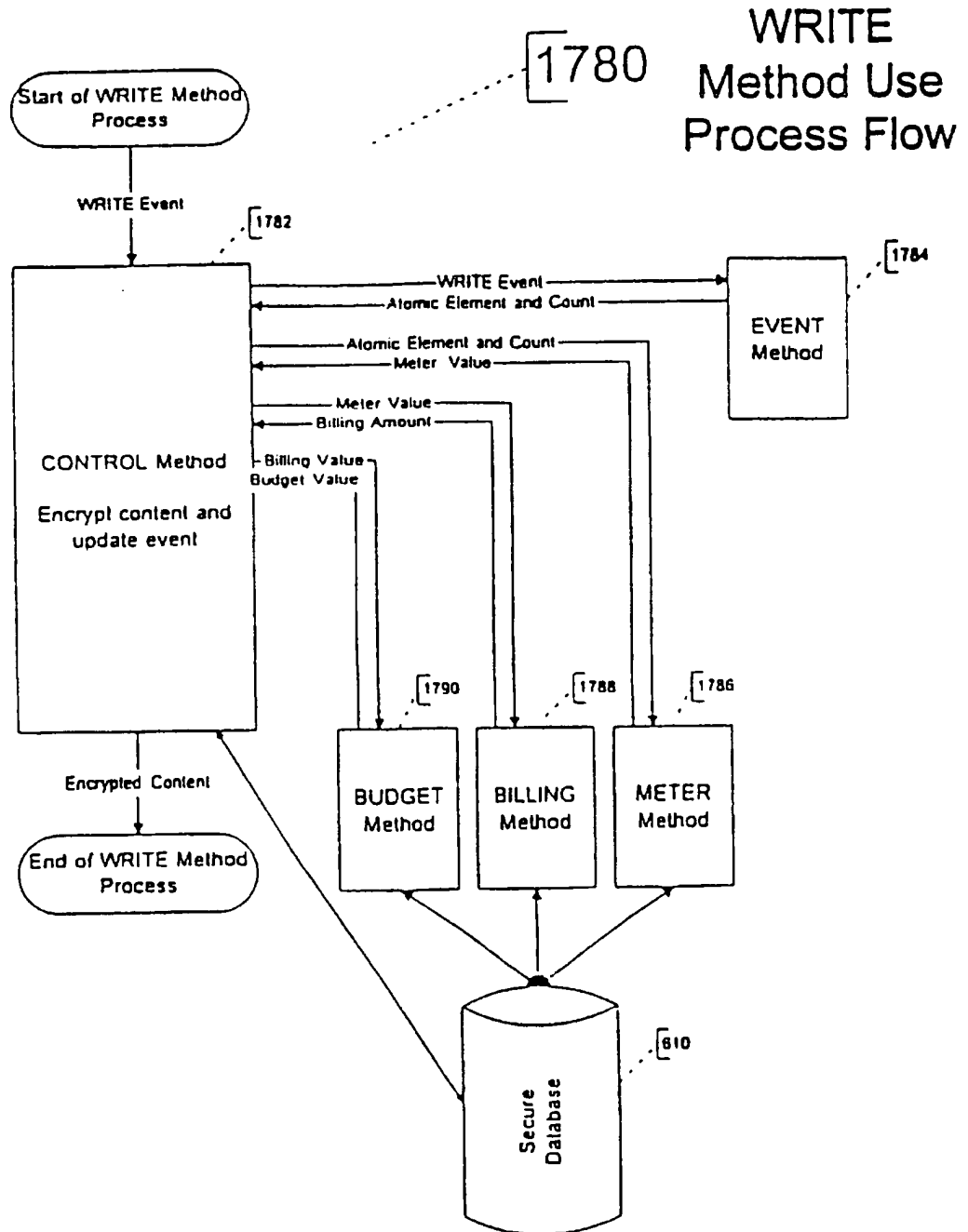
1652

Figure 50f



SUBSTITUTE SHEET (RULE 26)

93/163



94/163

1780

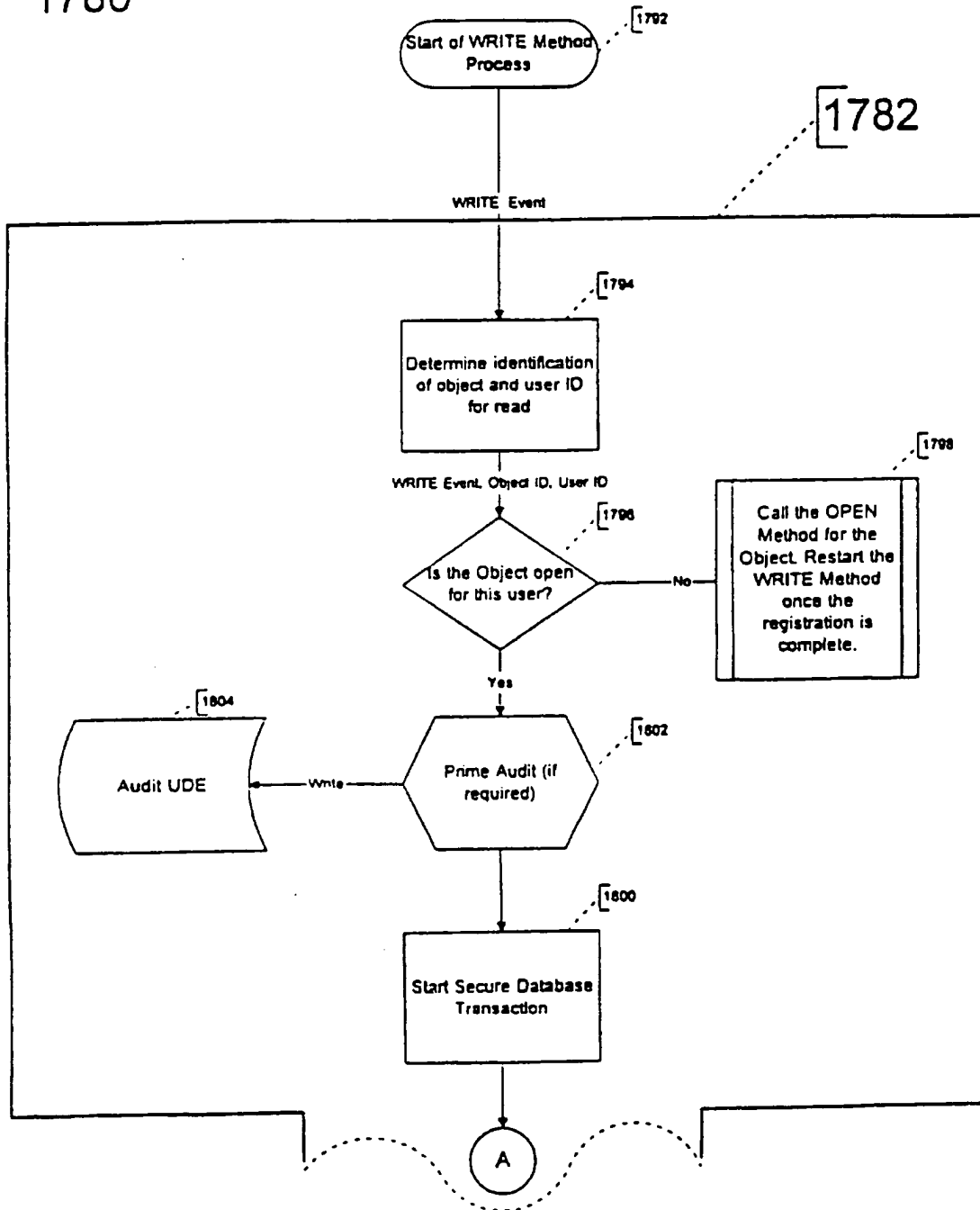


Figure 51a

SUBSTITUTE SHEET (RULE 26)

95/163

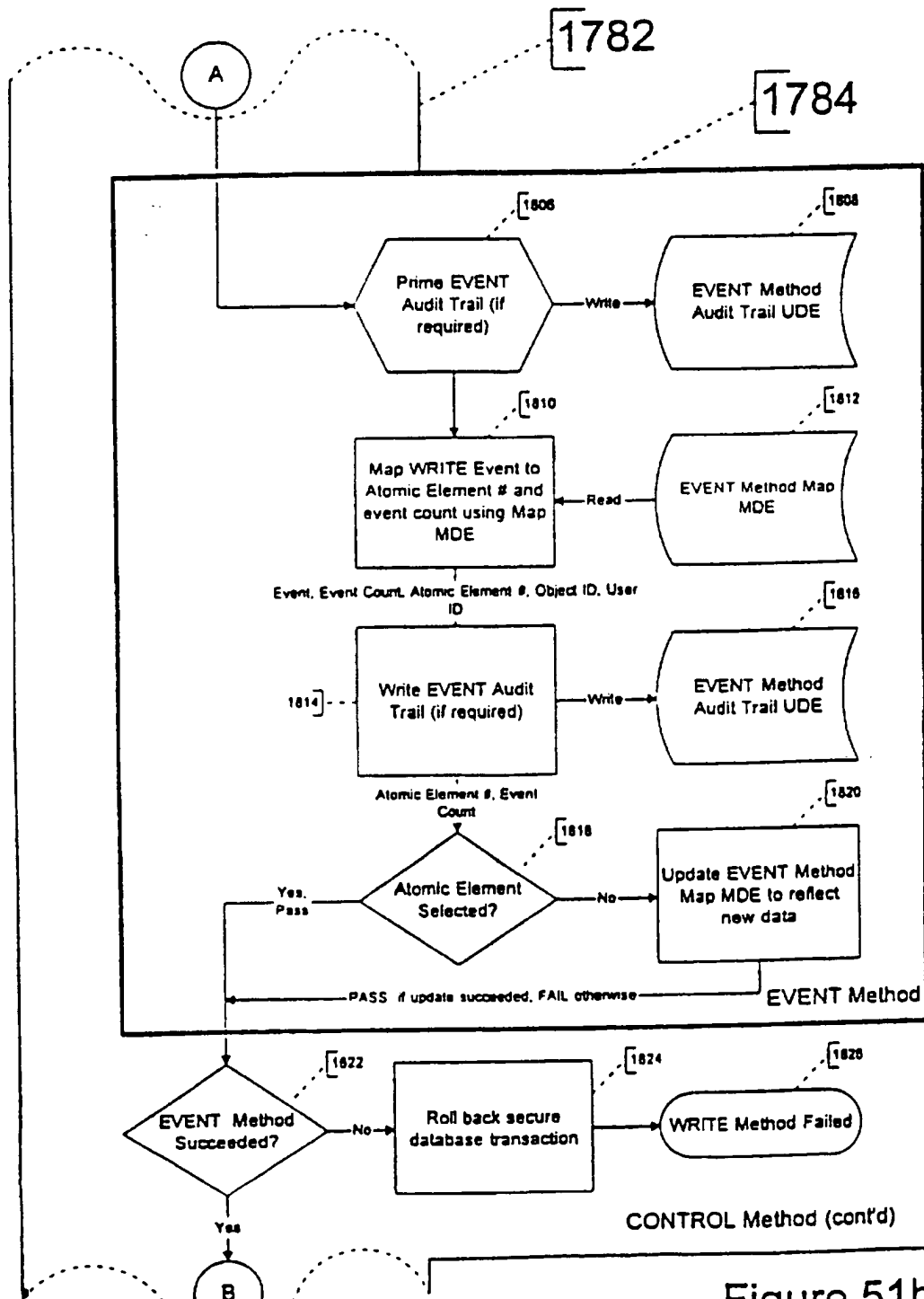


Figure 51b

SUBSTITUTE SHEET (RULE 26)

96/163

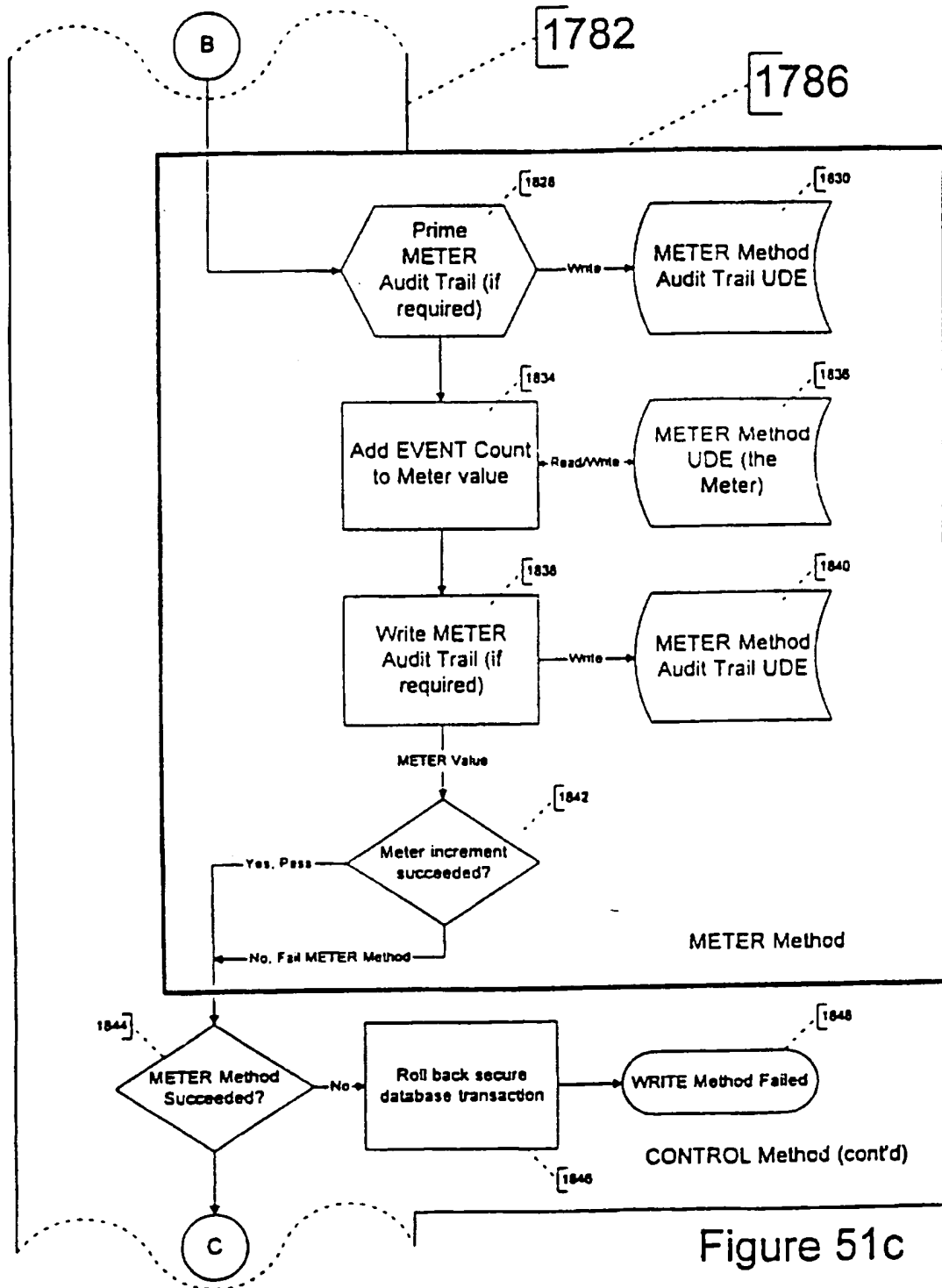


Figure 51c

SUBSTITUTE SHEET (RULE 26)

97/163

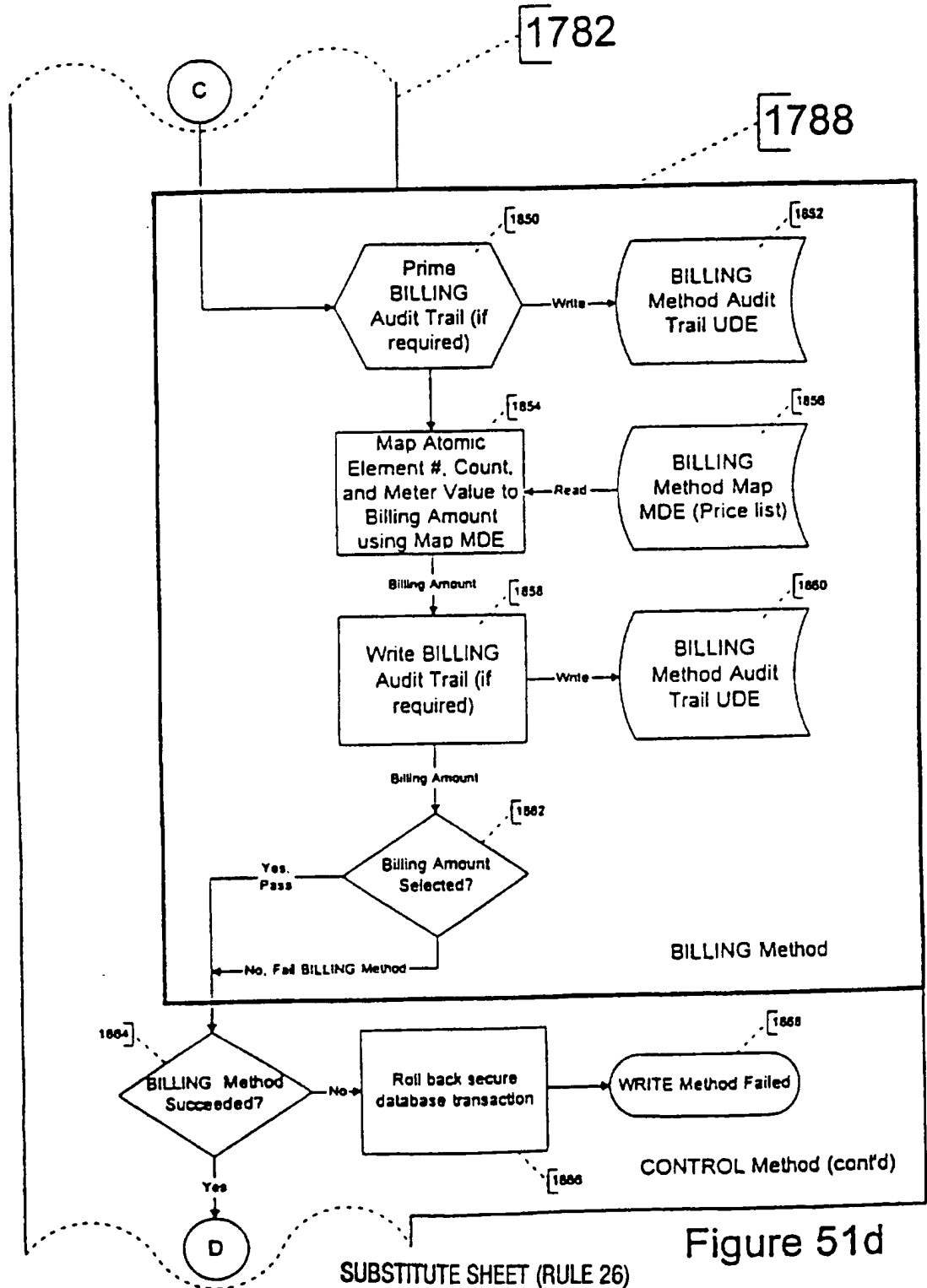


Figure 51d

SUBSTITUTE SHEET (RULE 26)

98/163

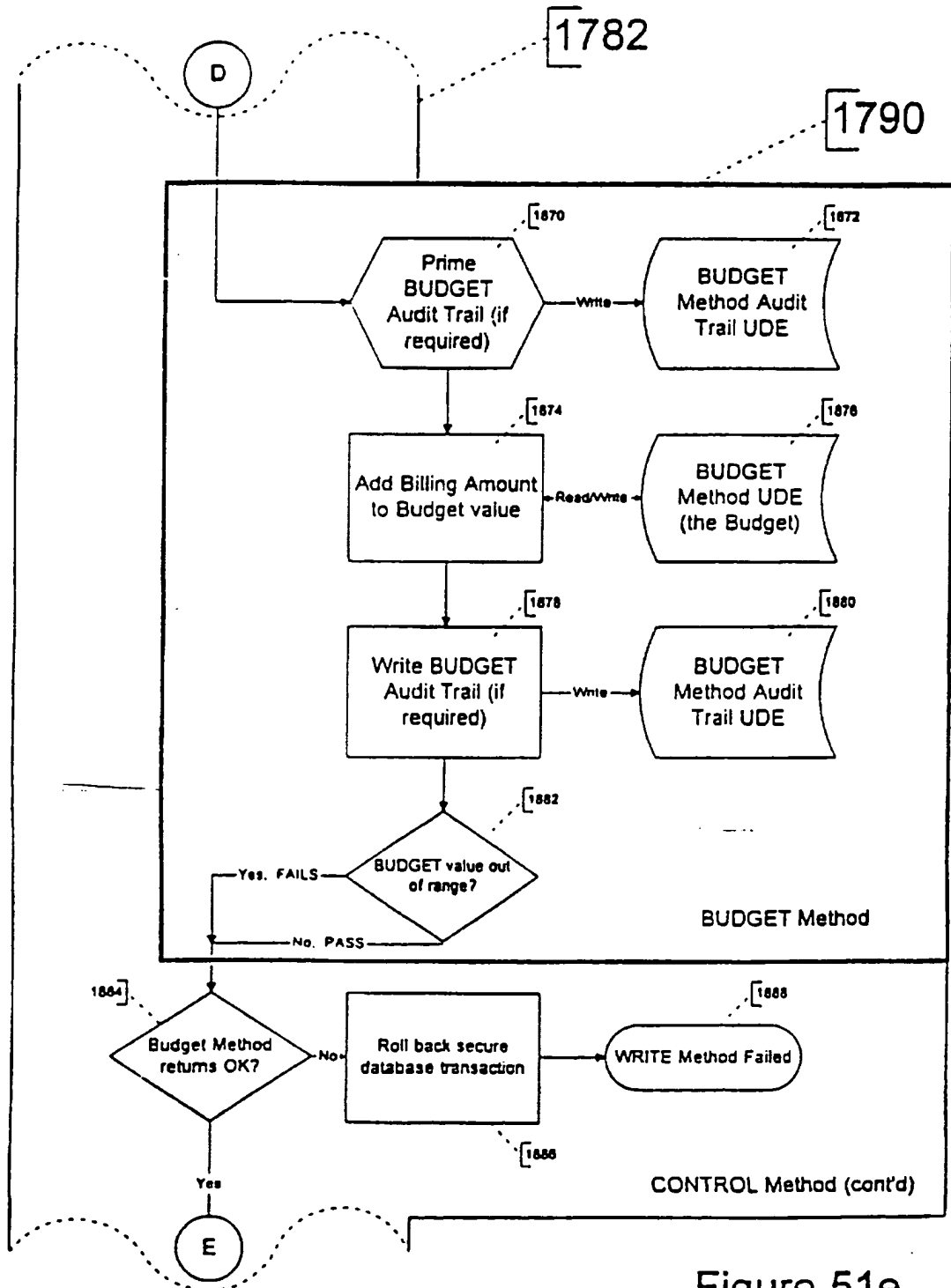


Figure 51e

SUBSTITUTE SHEET (RULE 26)

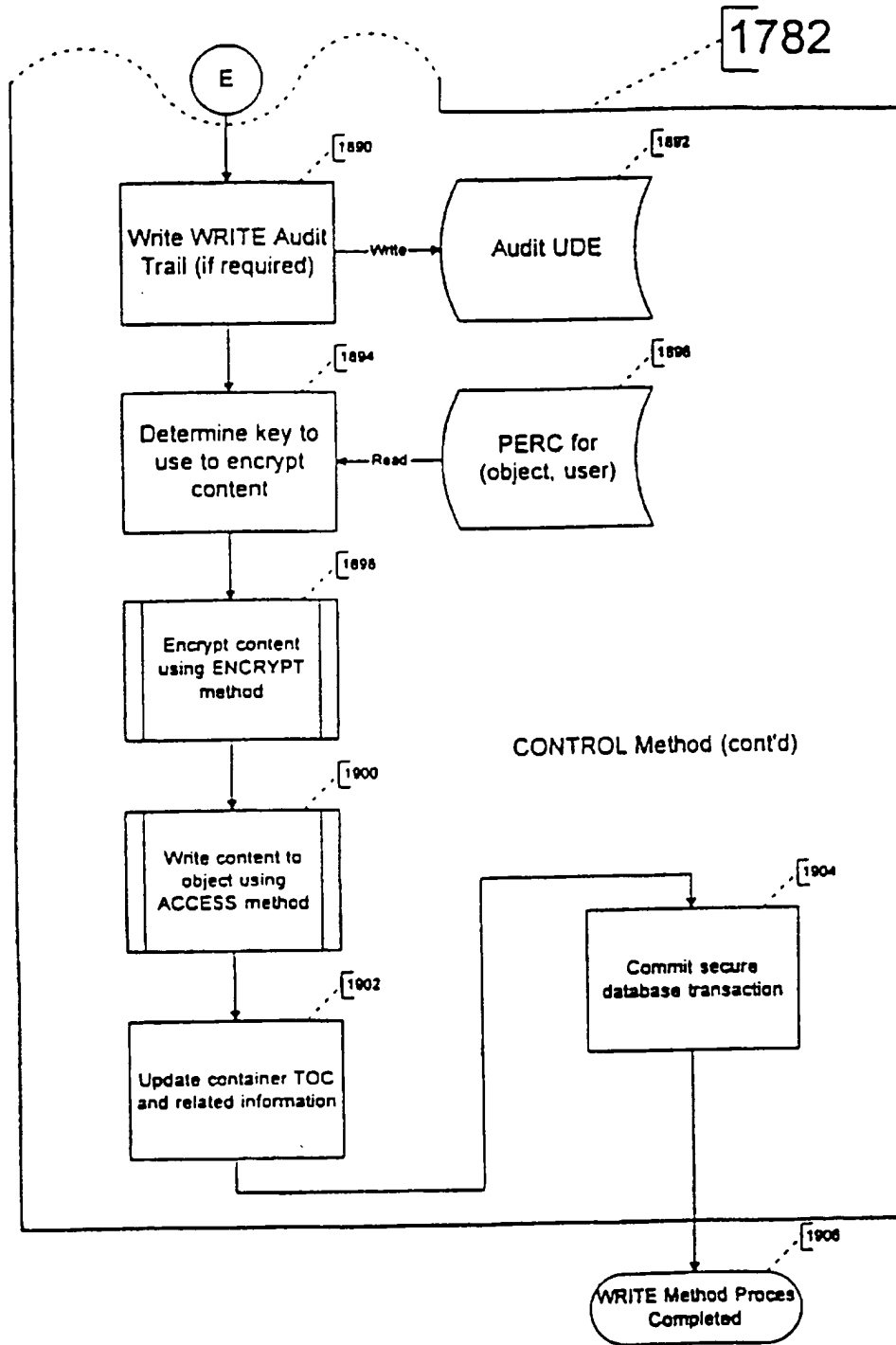
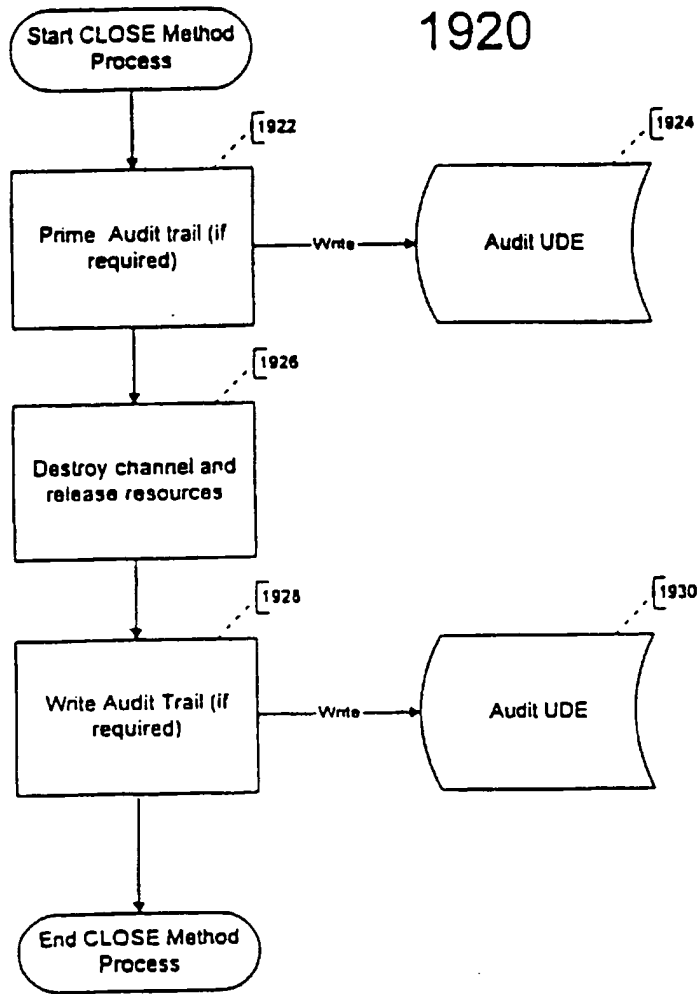


Figure 51f



100/163



# CLOSE Method Process Flow

Figure 52

101/163

# EVENT Method Process Flows

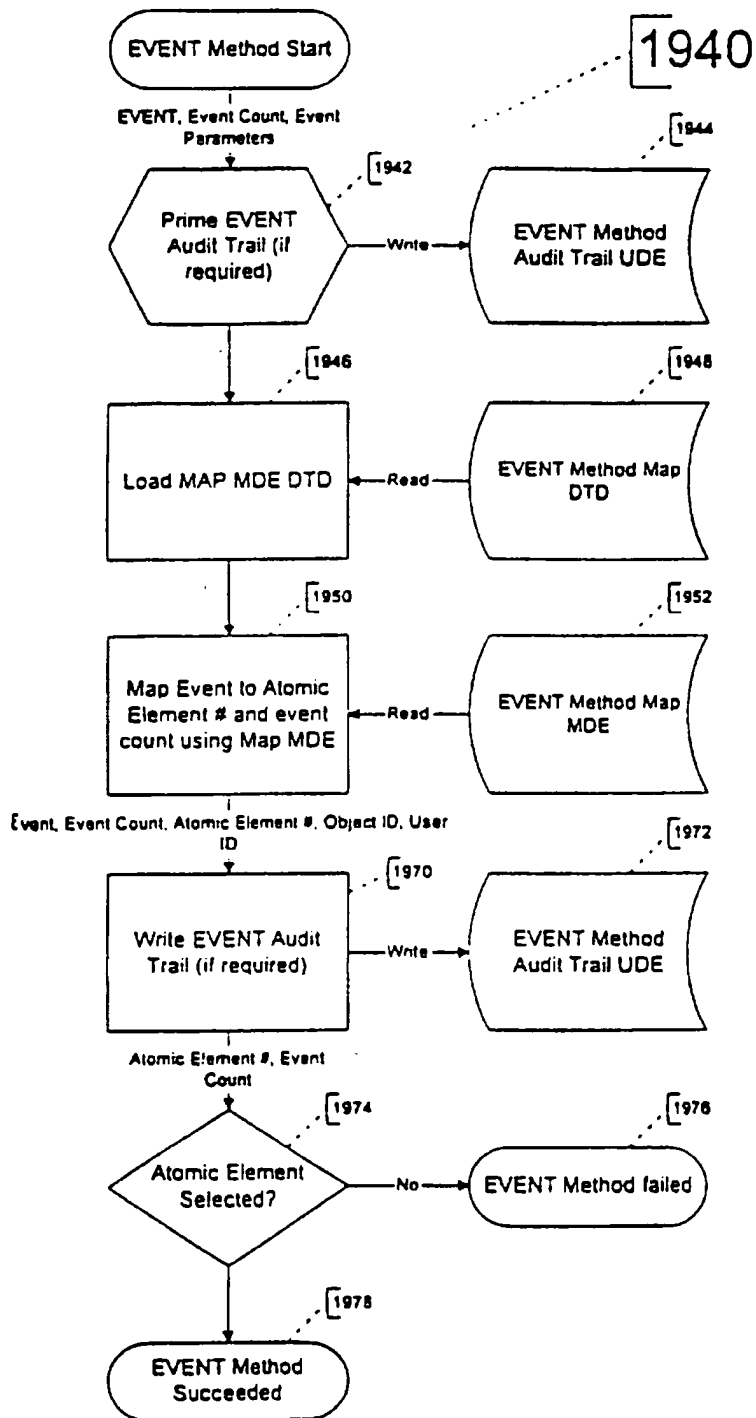
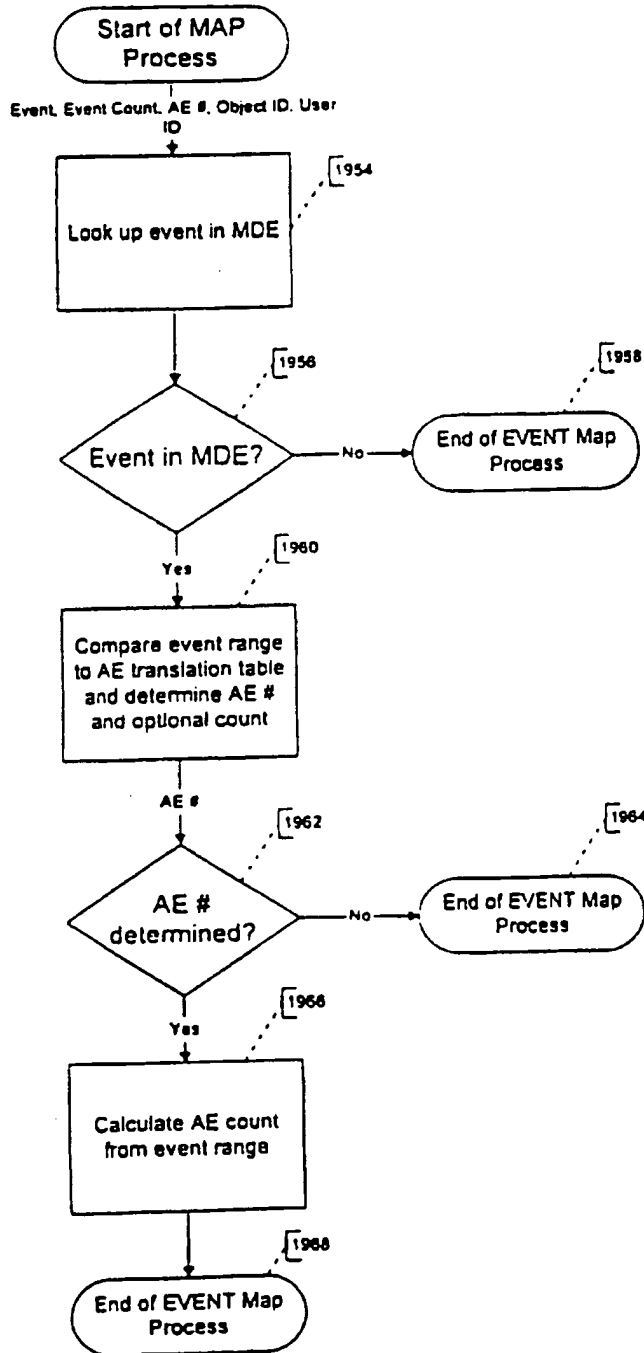


Figure 53a

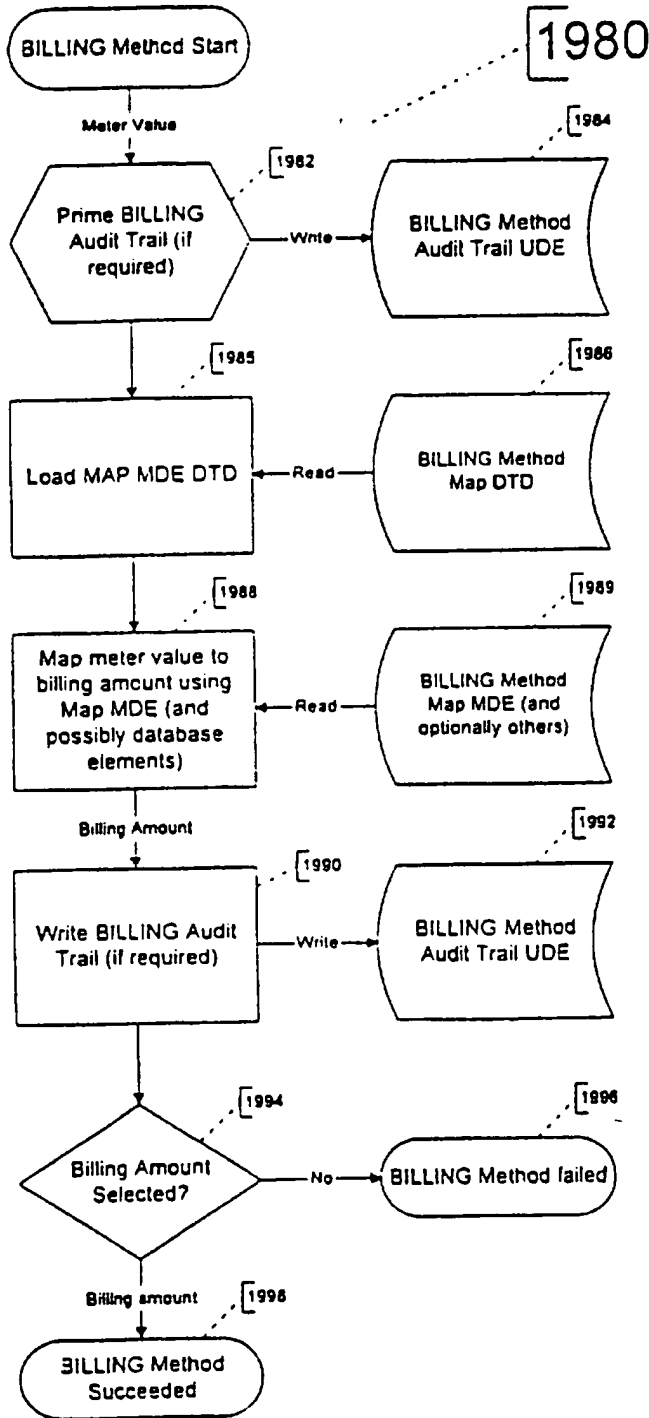
102/163

# Sample EVENT Method Mapping Process

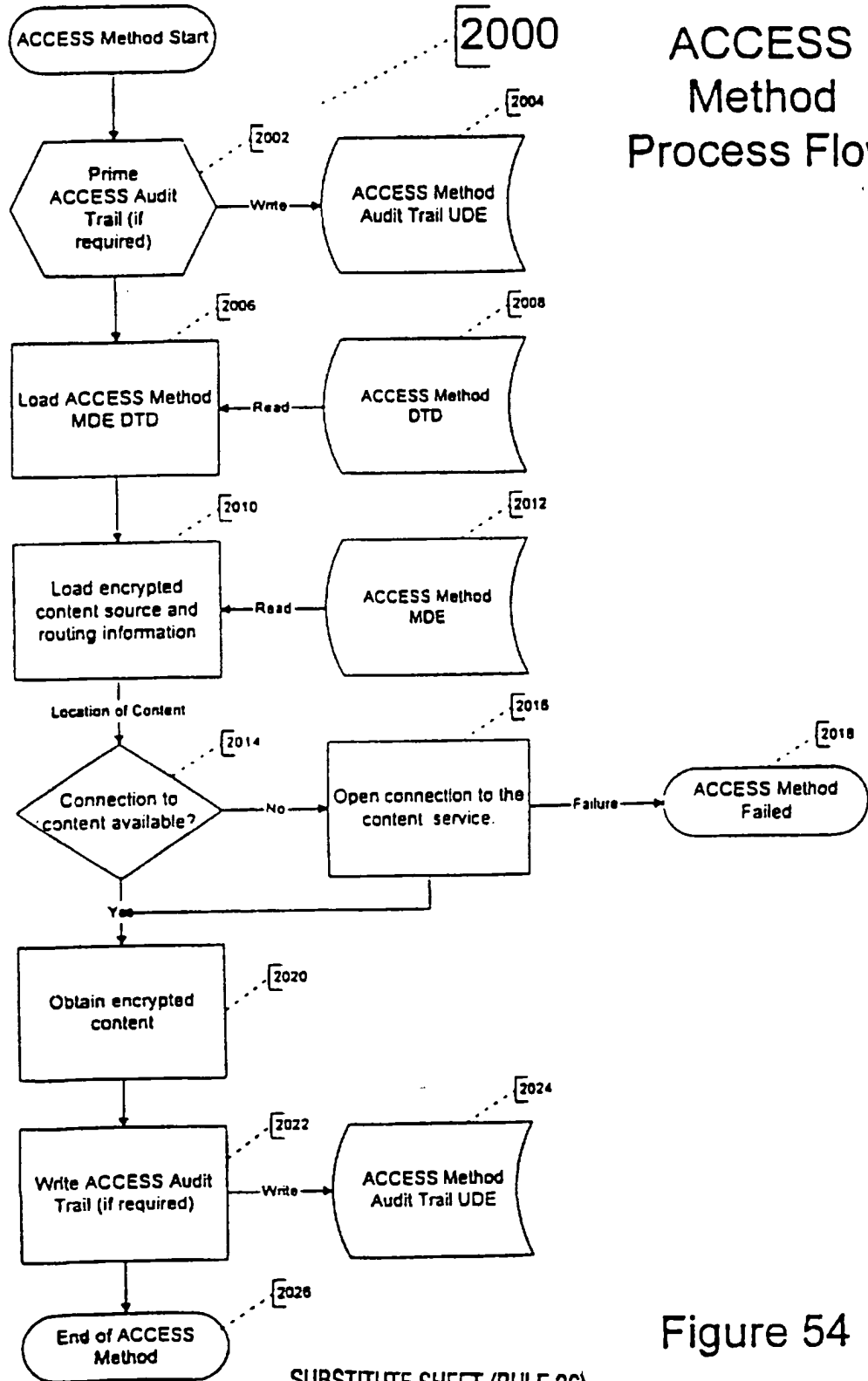


103/163

# BILLING Method Process Flows



104/163



ACCESS Method Process Flow

Figure 54

SUBSTITUTE SHEET (RULE 26)

105/163

# DECRYPT Method Process Flow

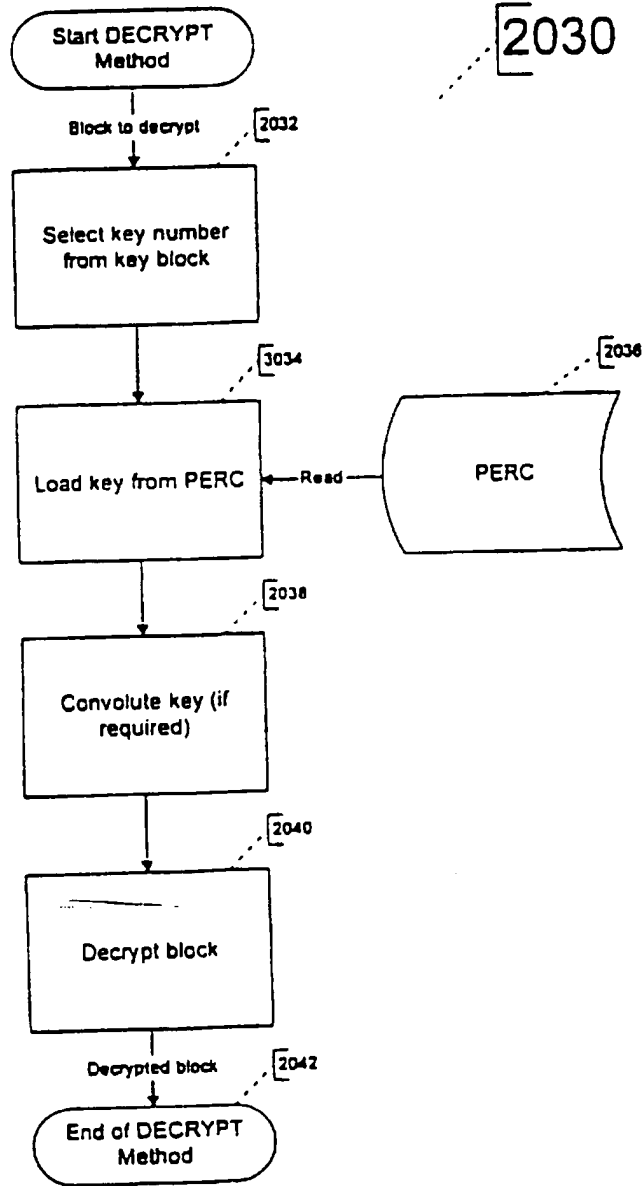
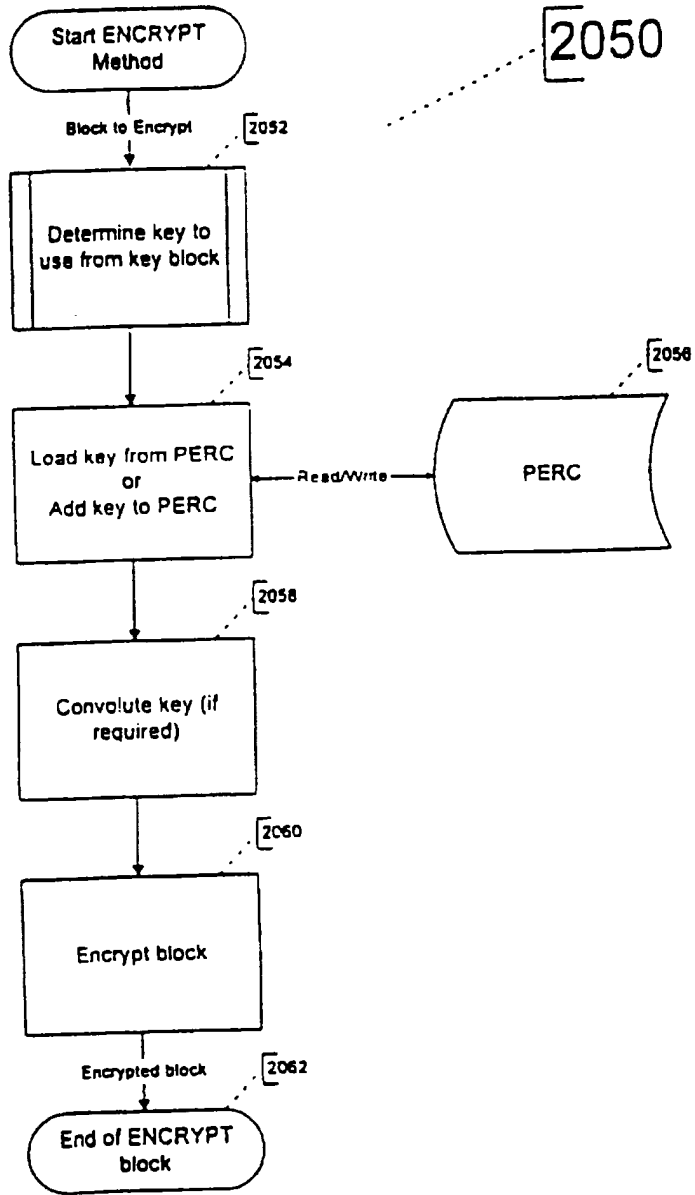


Figure 55a

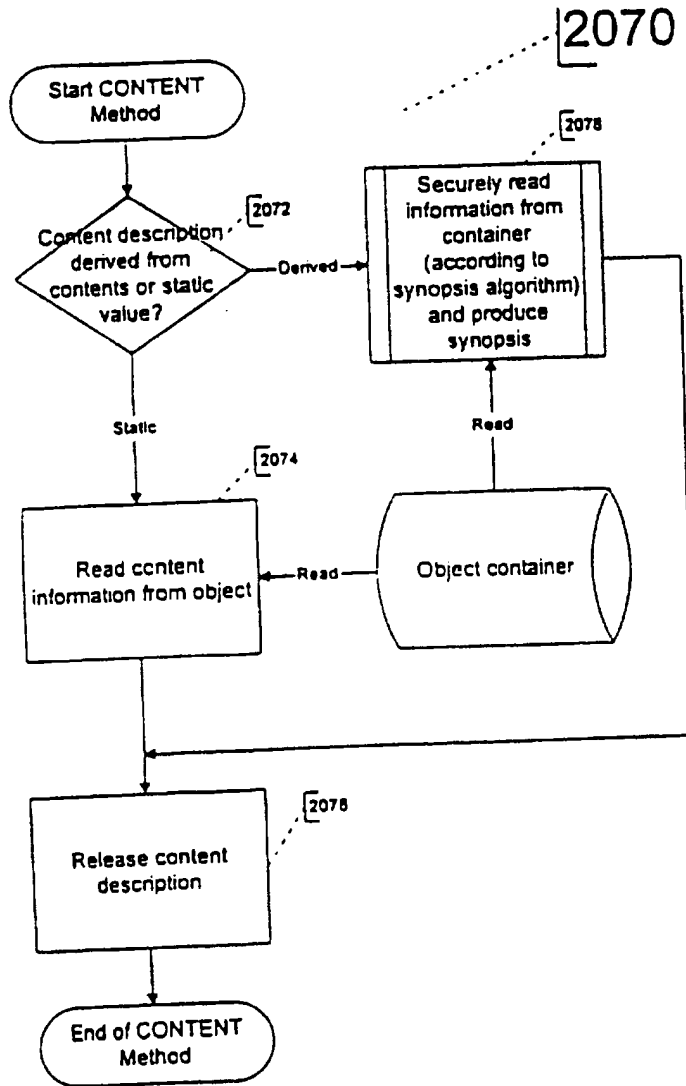
106/163

# ENCRYPT Method Process Flow



107/163

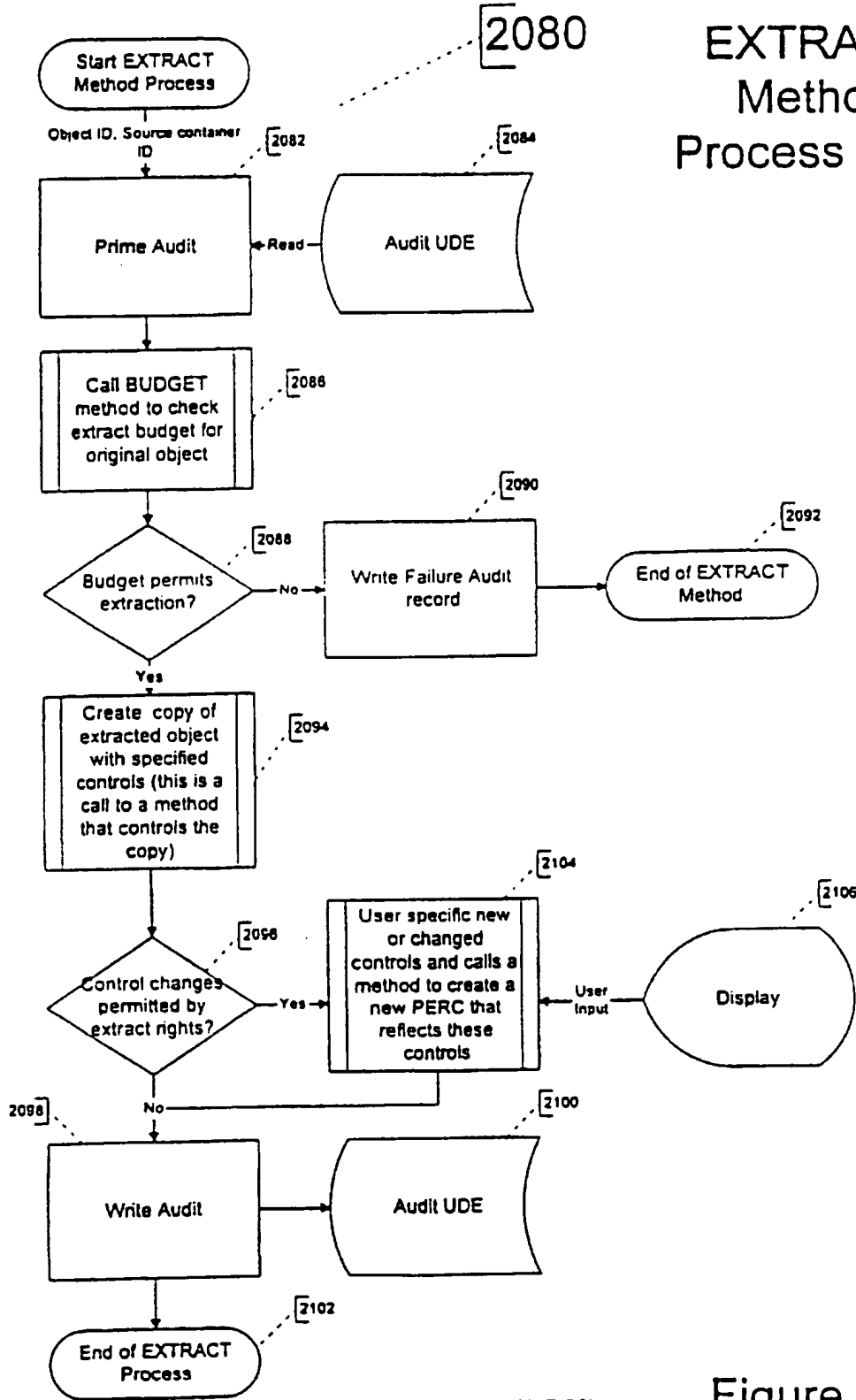
# CONTENT Method Process Flow





108/163

# EXTRACT Method Process Flow



SUBSTITUTE SHEET (RULE 26)

Figure 57a

# EMBED Method Process Flow

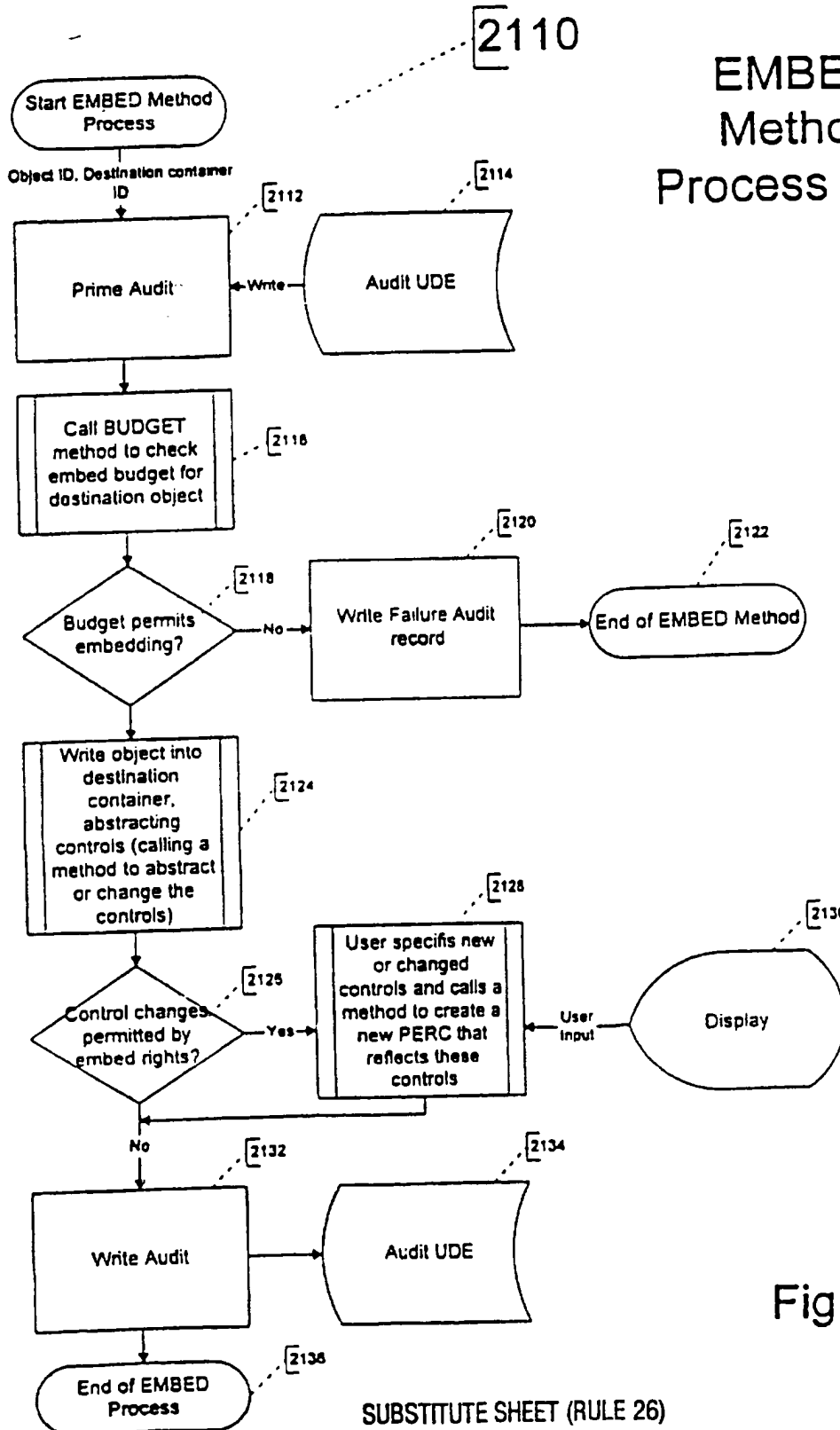


Figure 57b

110/163

# OBSCURE Method Process Flow

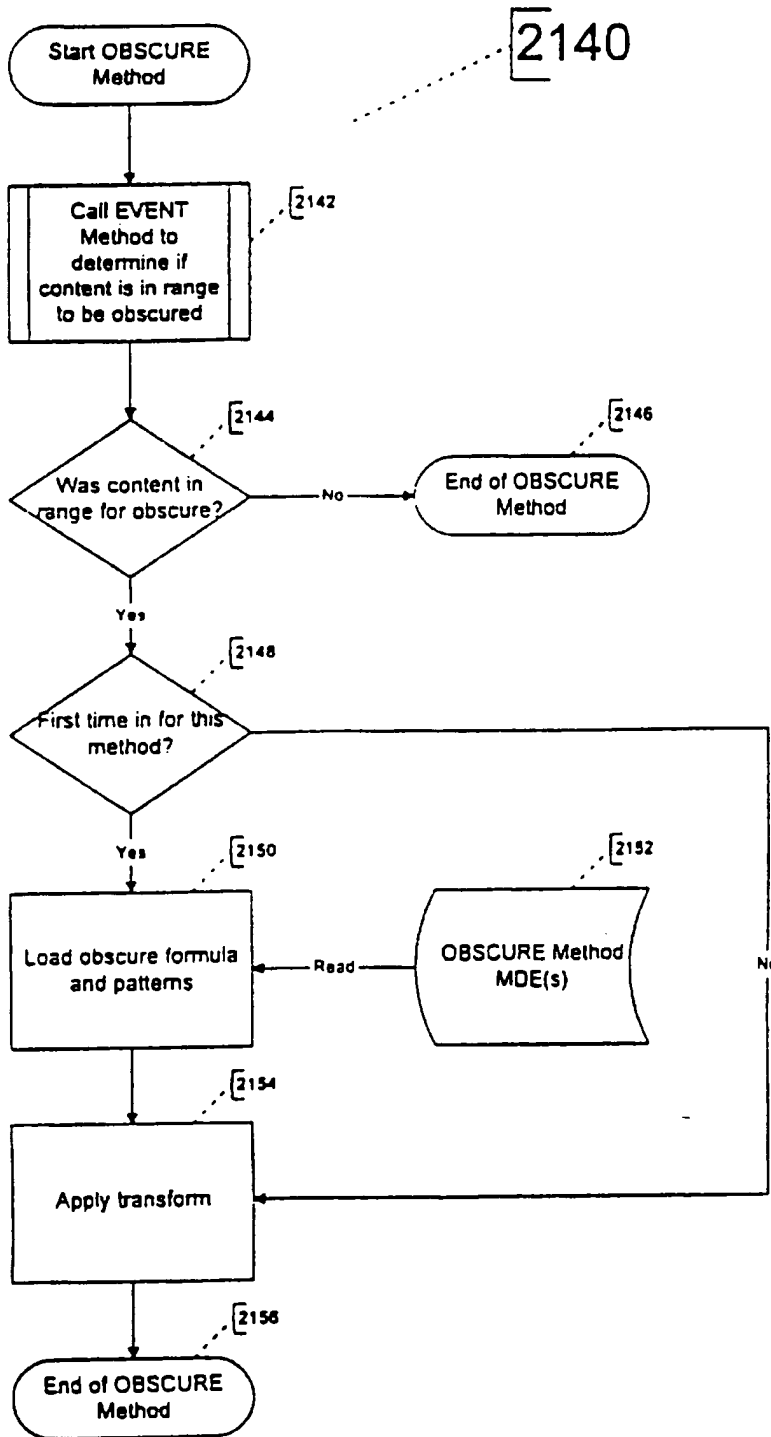
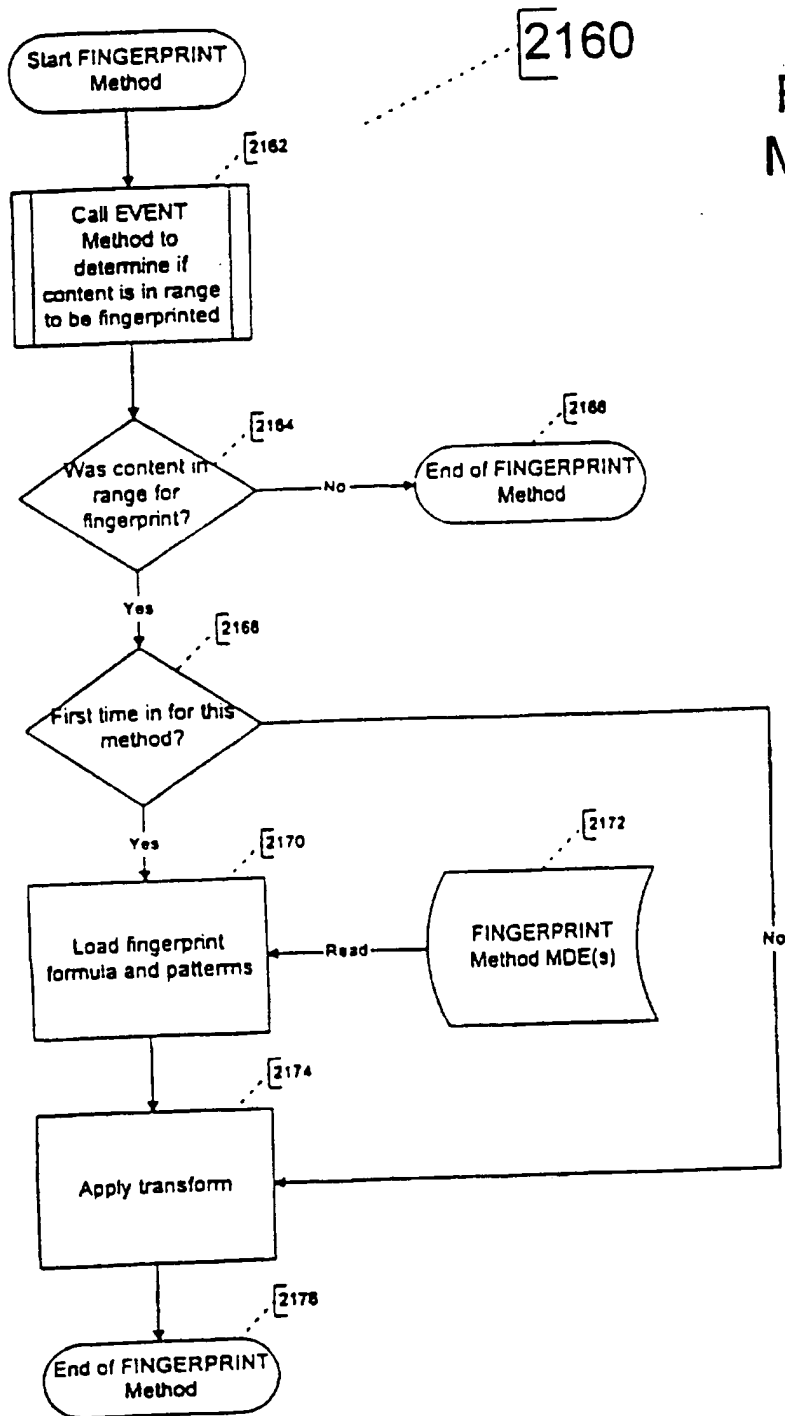


Figure 58a

111/163



# FINGERPRINT Method Process Flow

Figure 58b

112/163

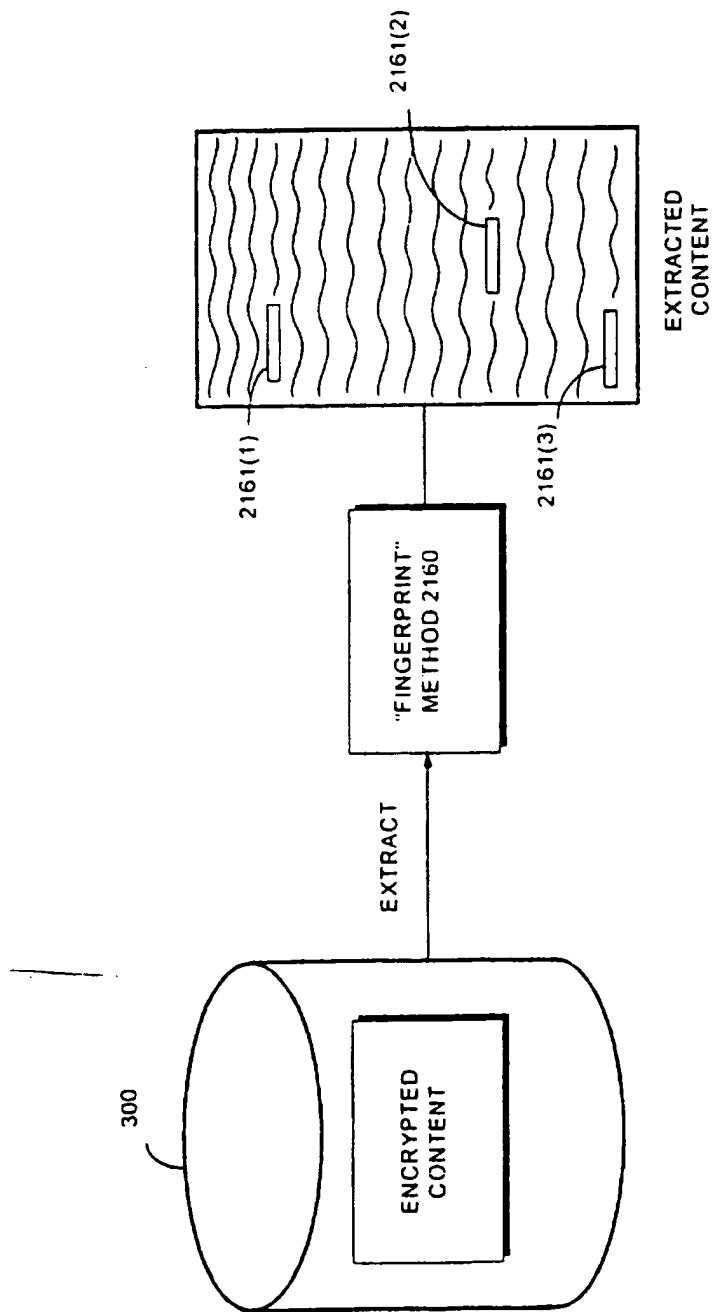


FIG. 58C

113/163

# DESTROY Method Process Flow

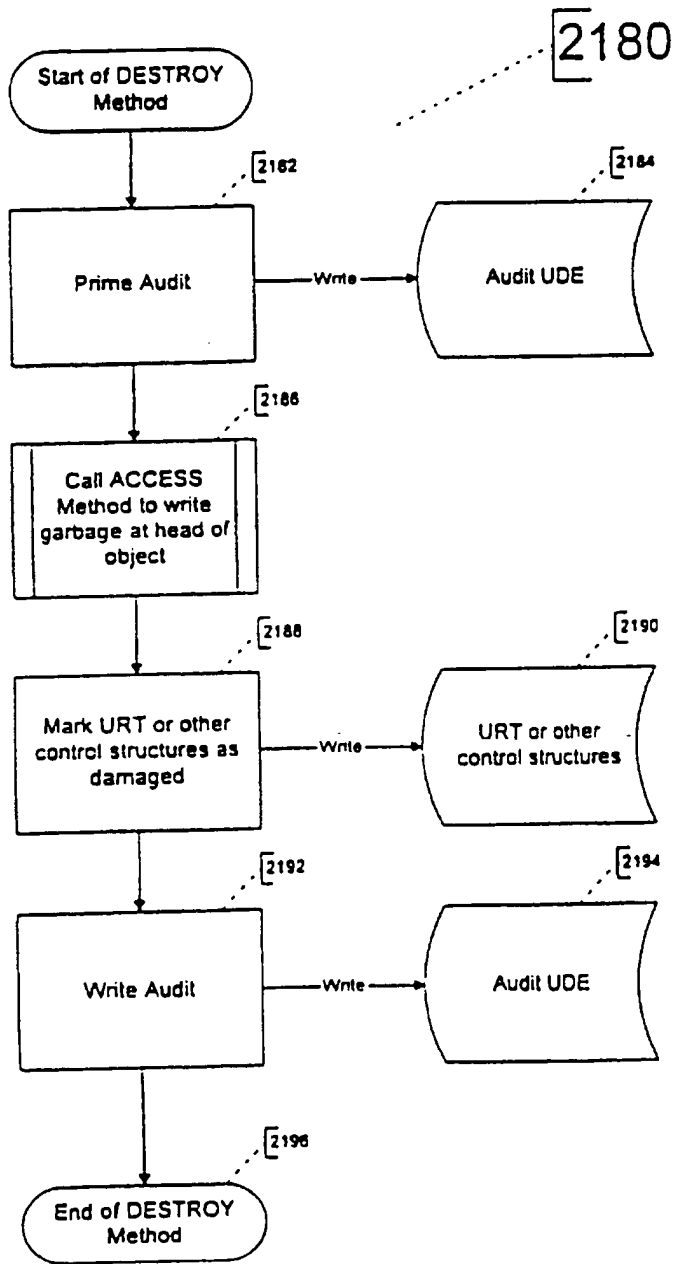
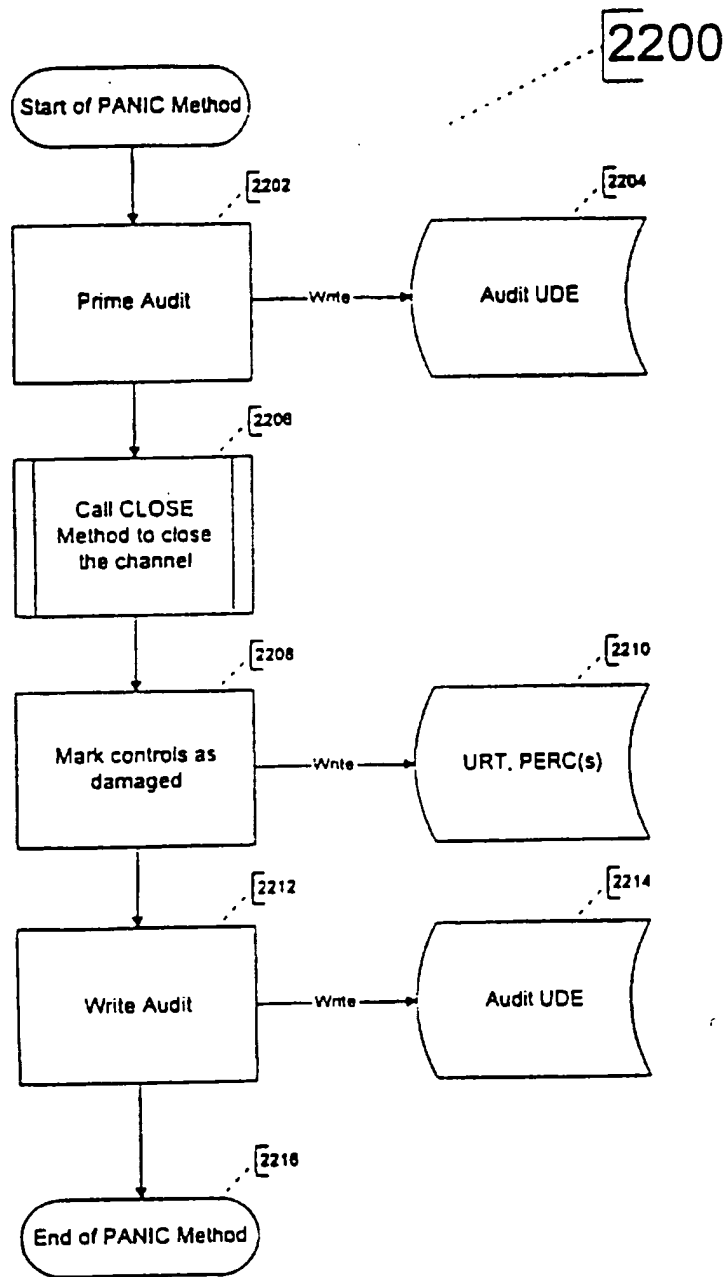


Figure 59

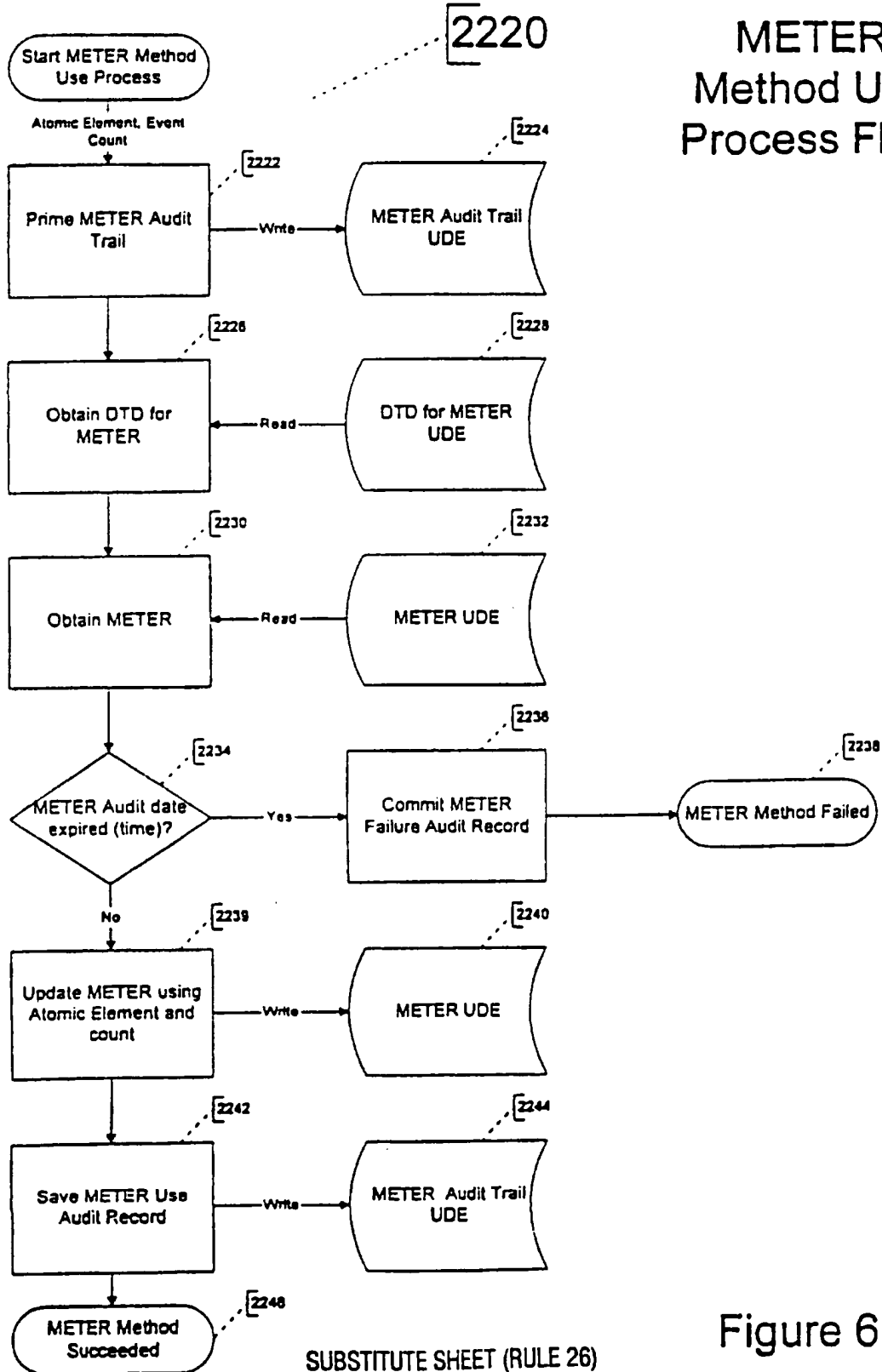
SUBSTITUTE SHEET (RULE 26)

114/163

# PANIC Method Process Flow



# METER Method Use Process Flow



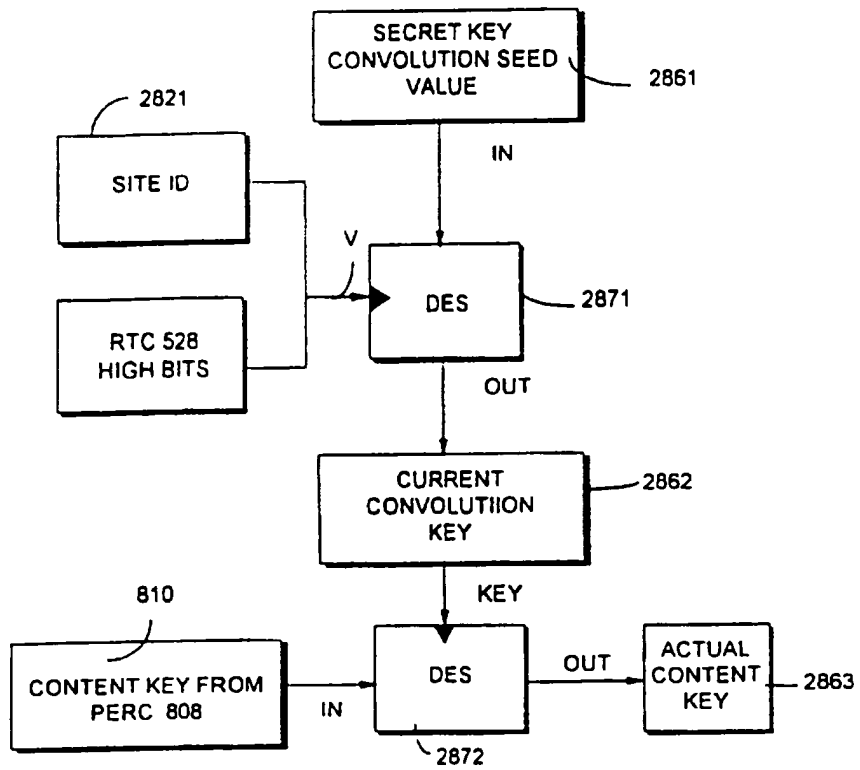
SUBSTITUTE SHEET (RULE 26)

Figure 61



116/163

**FIG. 62**  
KEY CONVOLUTION PROCESS



SUBSTITUTE SHEET (RULE 26)

117/163

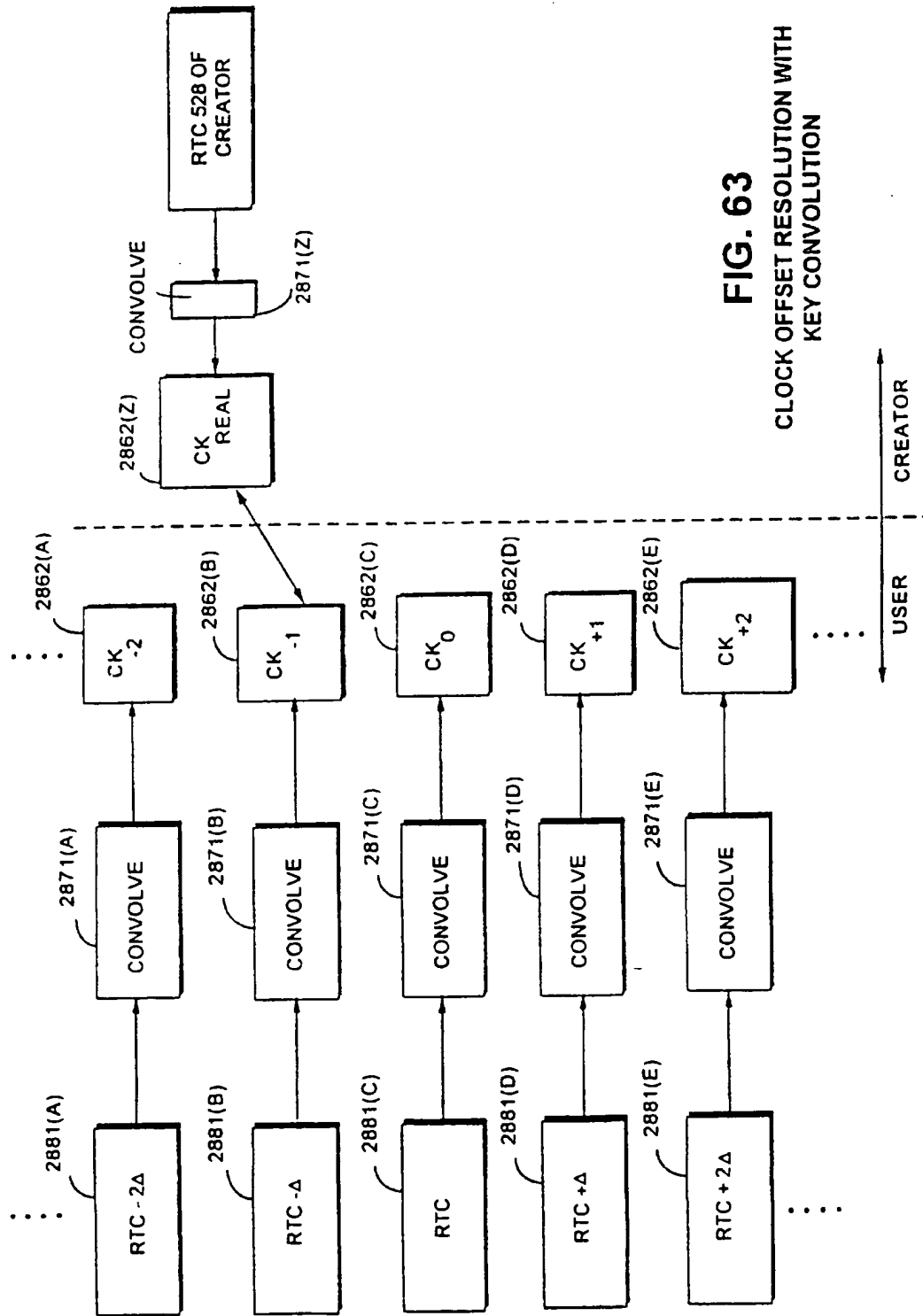


FIG. 63

CLOCK OFFSET RESOLUTION WITH  
KEY CONVOLUTION

SUBSTITUTE SHEET (RULE 26)

FIG. 64 SPU KEY INITIALIZATION/INSTALLATION

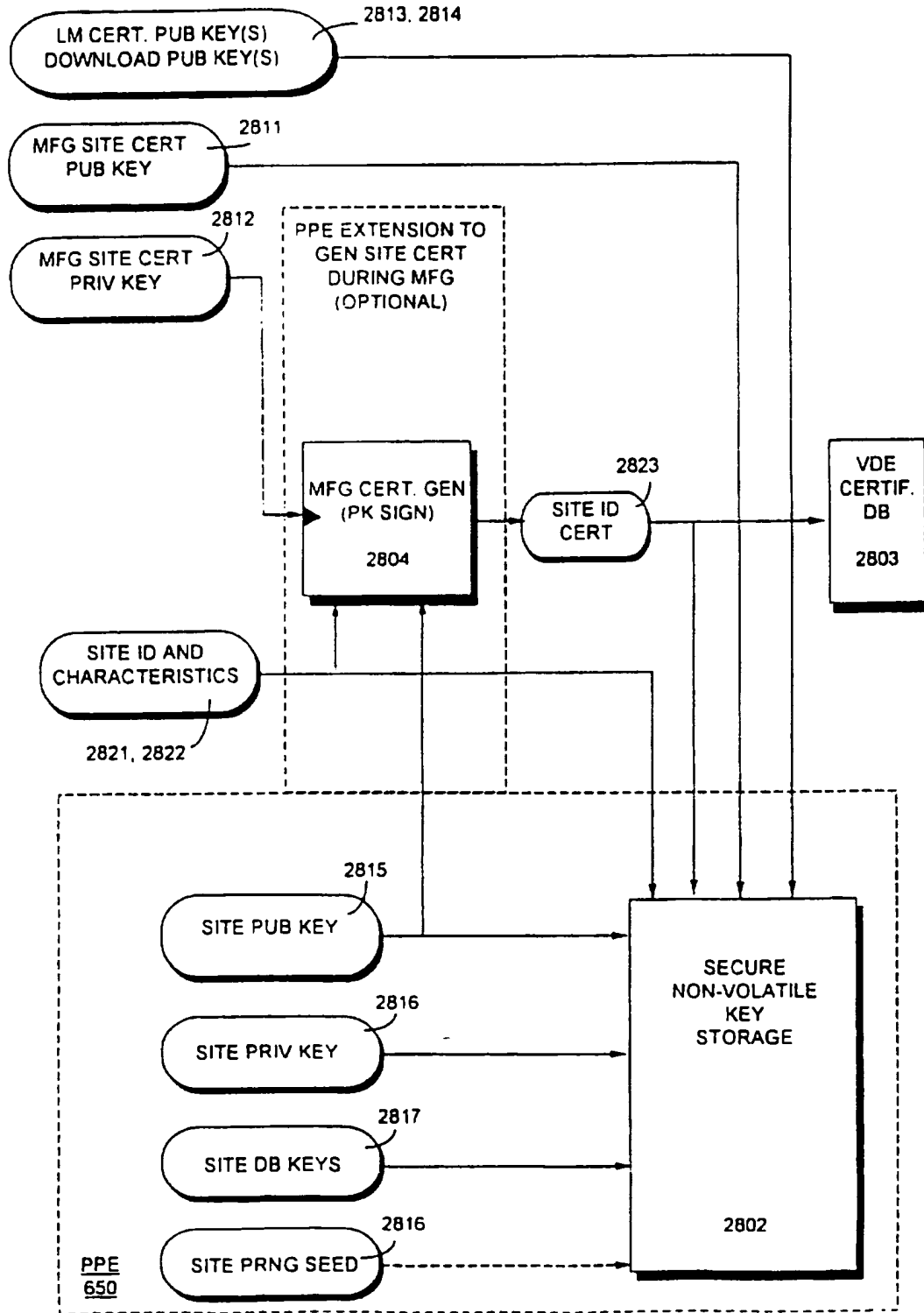
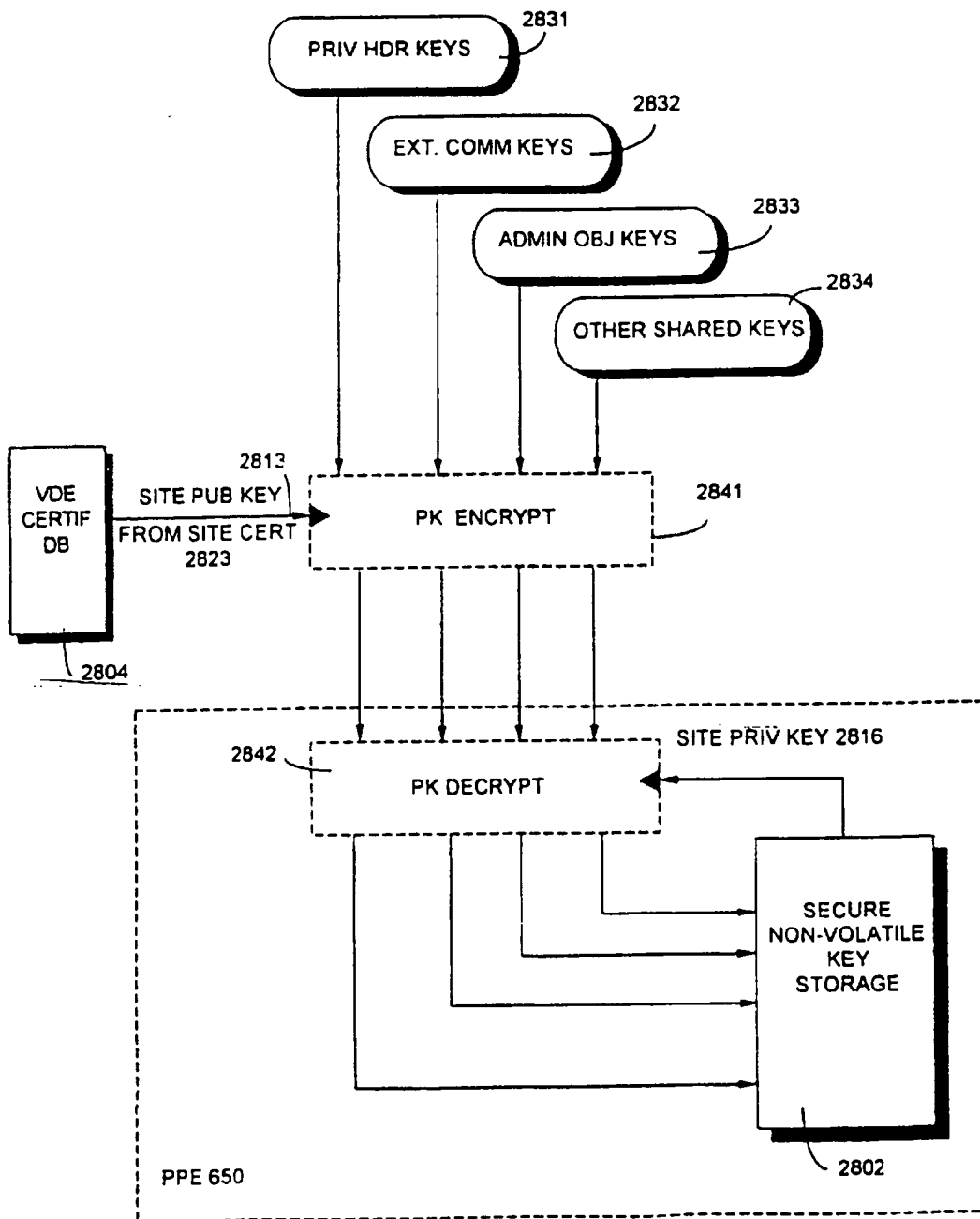


FIG. 65 KEY INSTALLATION & UPDATE



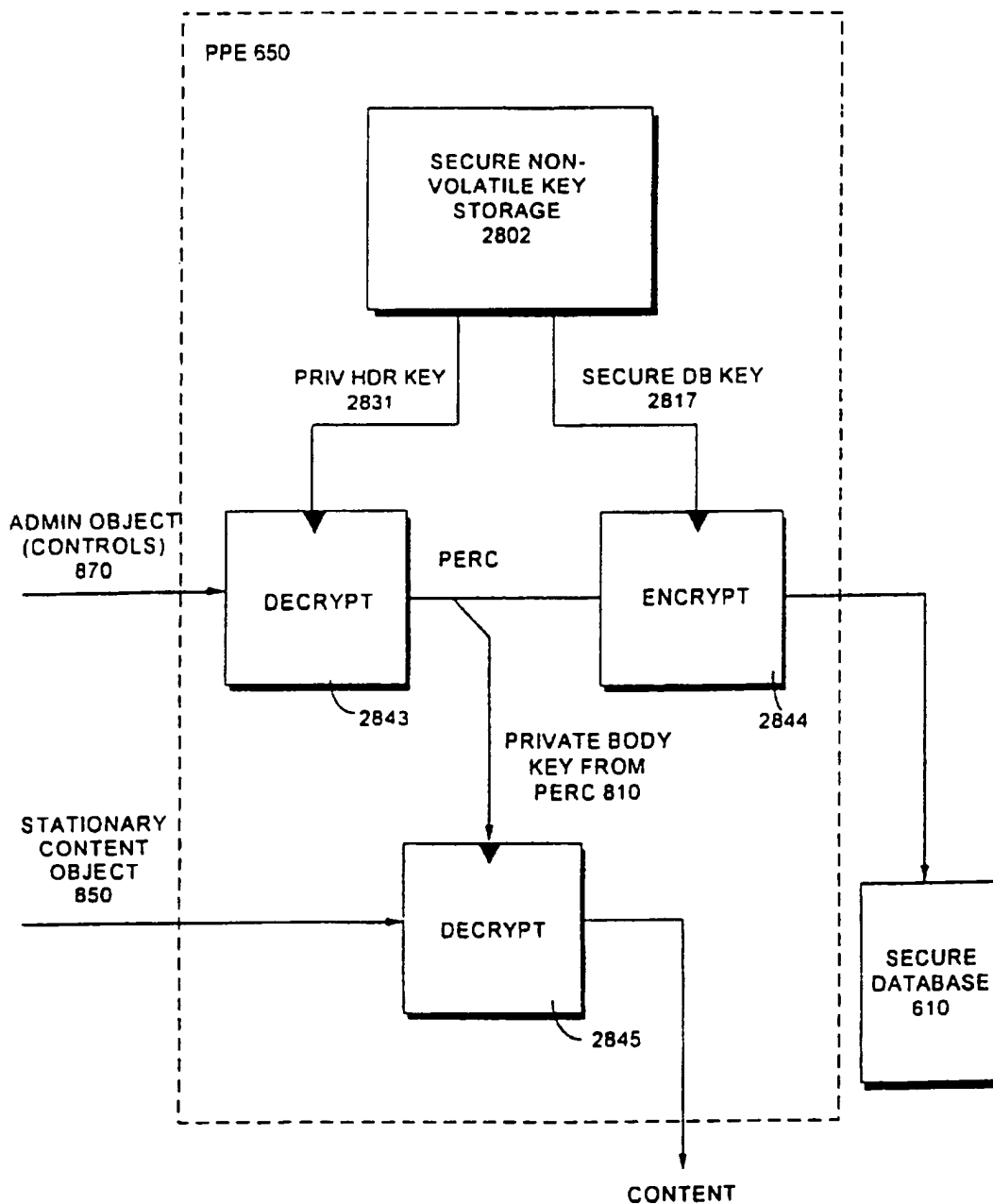


FIG. 66 STATIONARY OBJECT DECRYPTION

SUBSTITUTE SHEET (RULE 26)

121/163

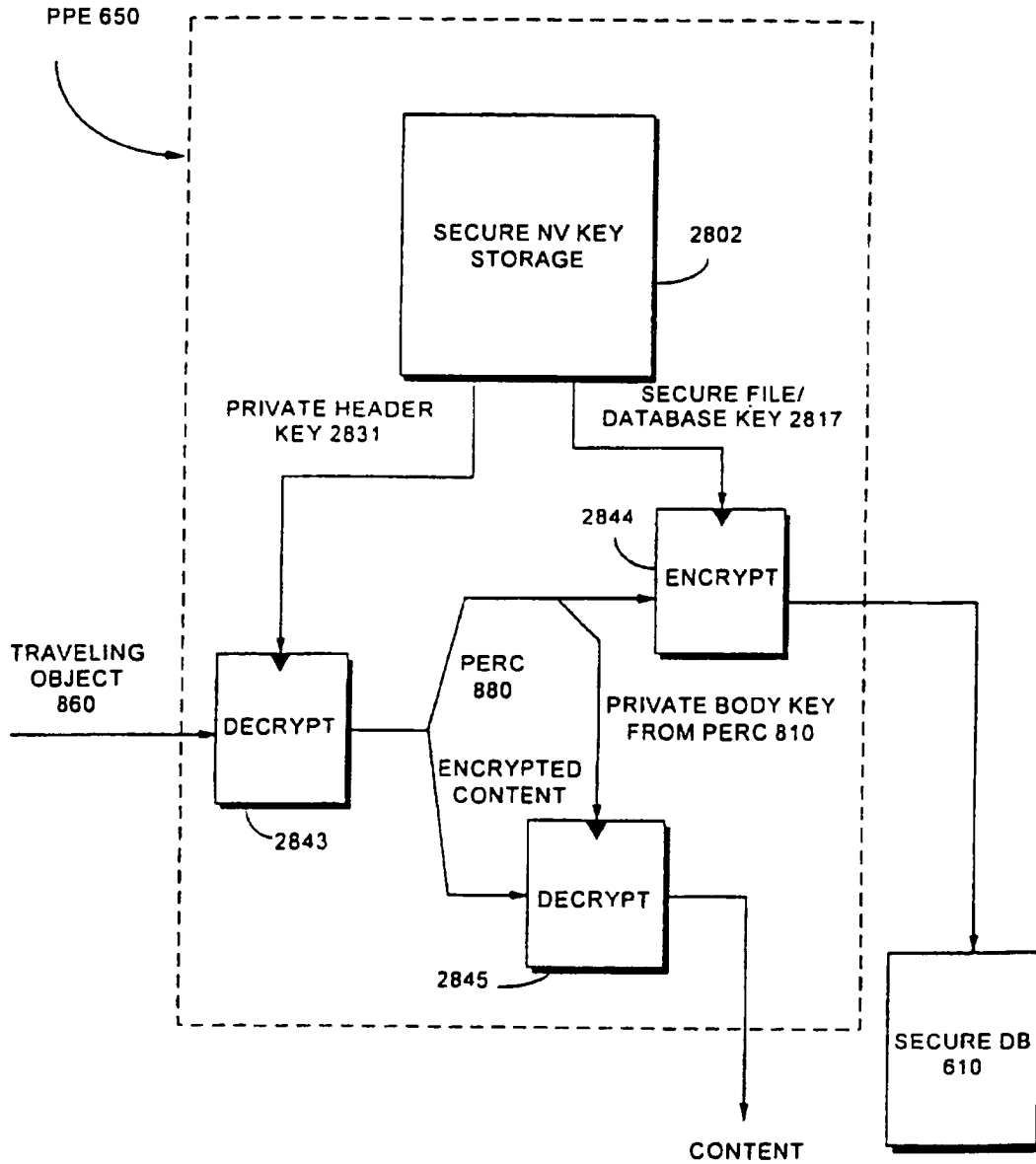
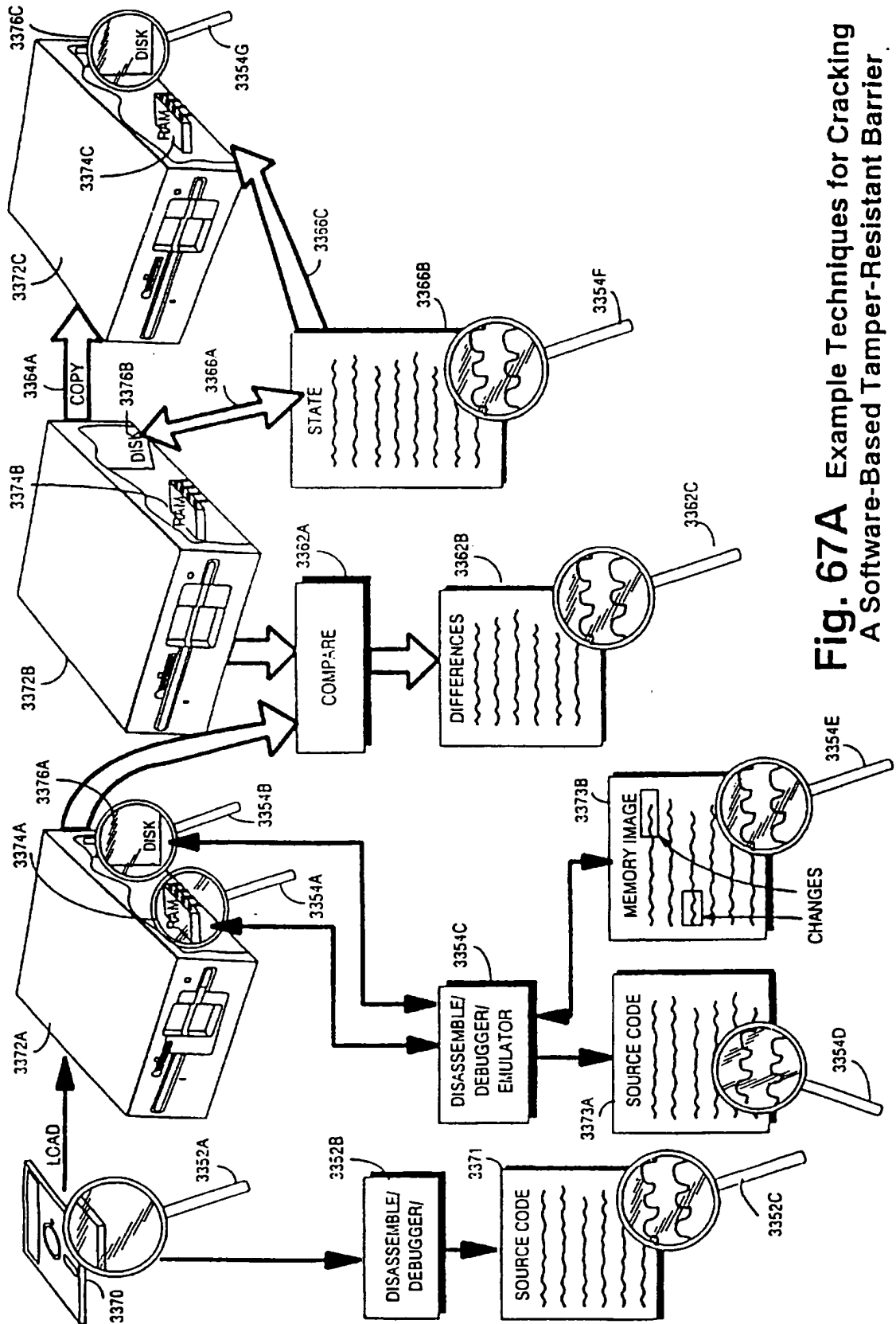


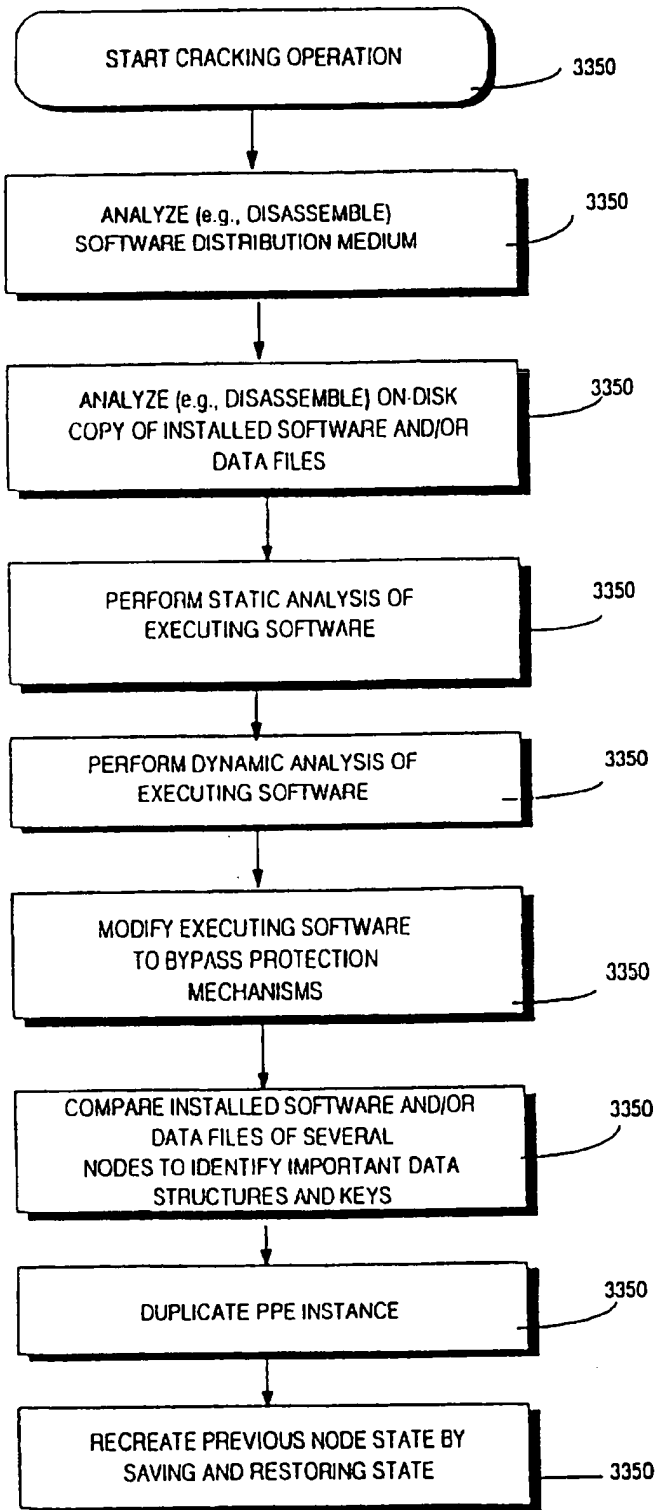
FIG. 67 TRAVELING OBJECT DECRYPTION



**Fig. 67A** Example Techniques for Cracking A Software-Based Tamper-Resistant Barrier

123/163

**Fig. 67B**  
Example Cracking  
Operation

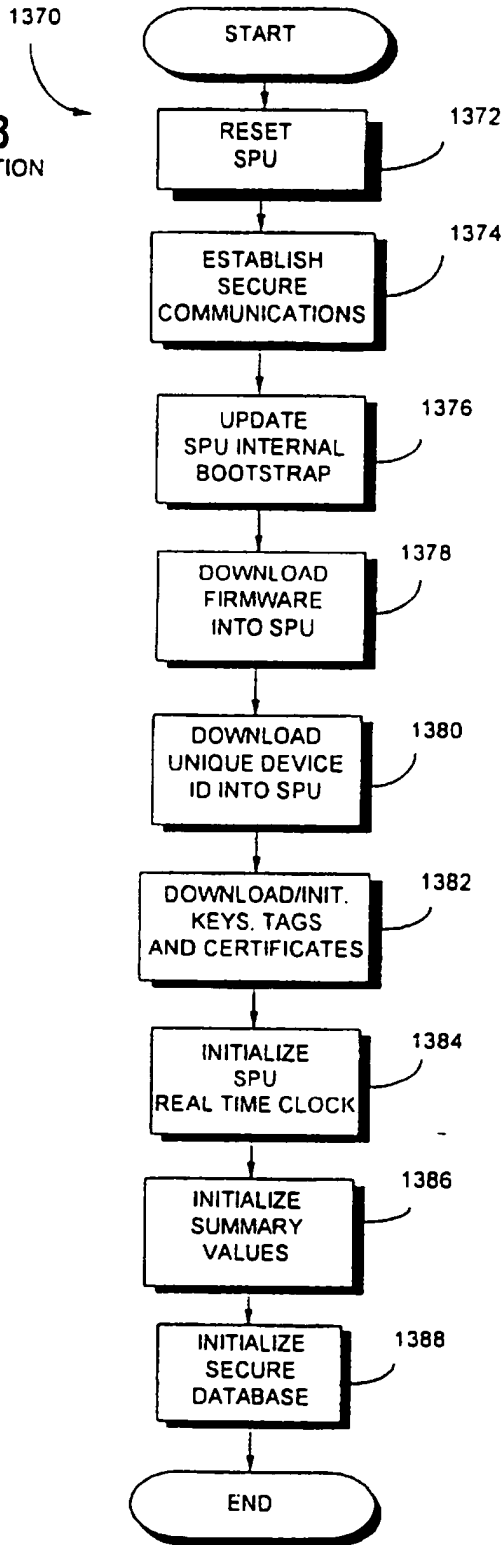


SUBSTITUTE SHEET (RULE 26)

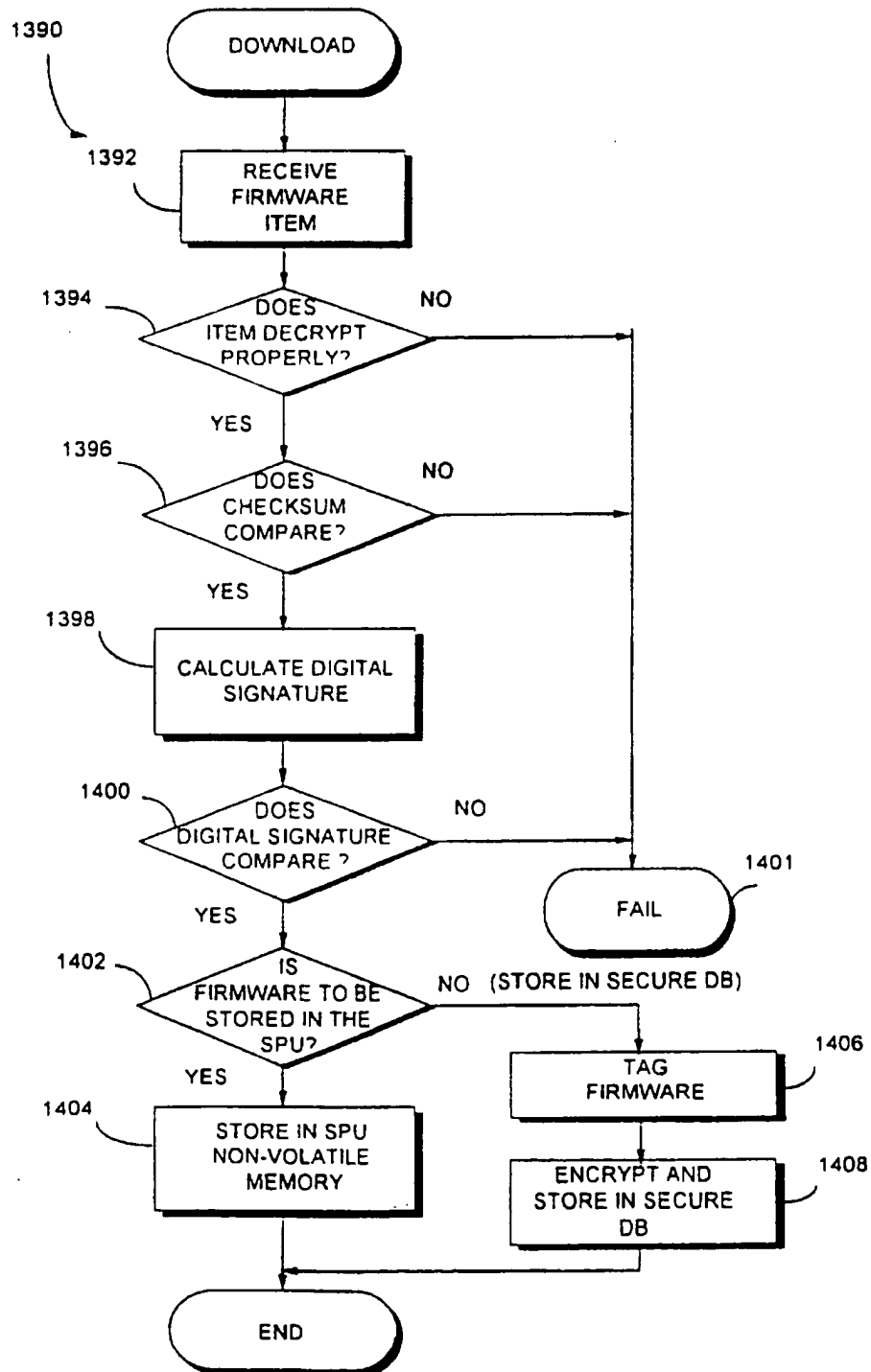


124/163

**FIG. 68**  
SPU INITIALIZATION



SUBSTITUTE SHEET (RULE 26)

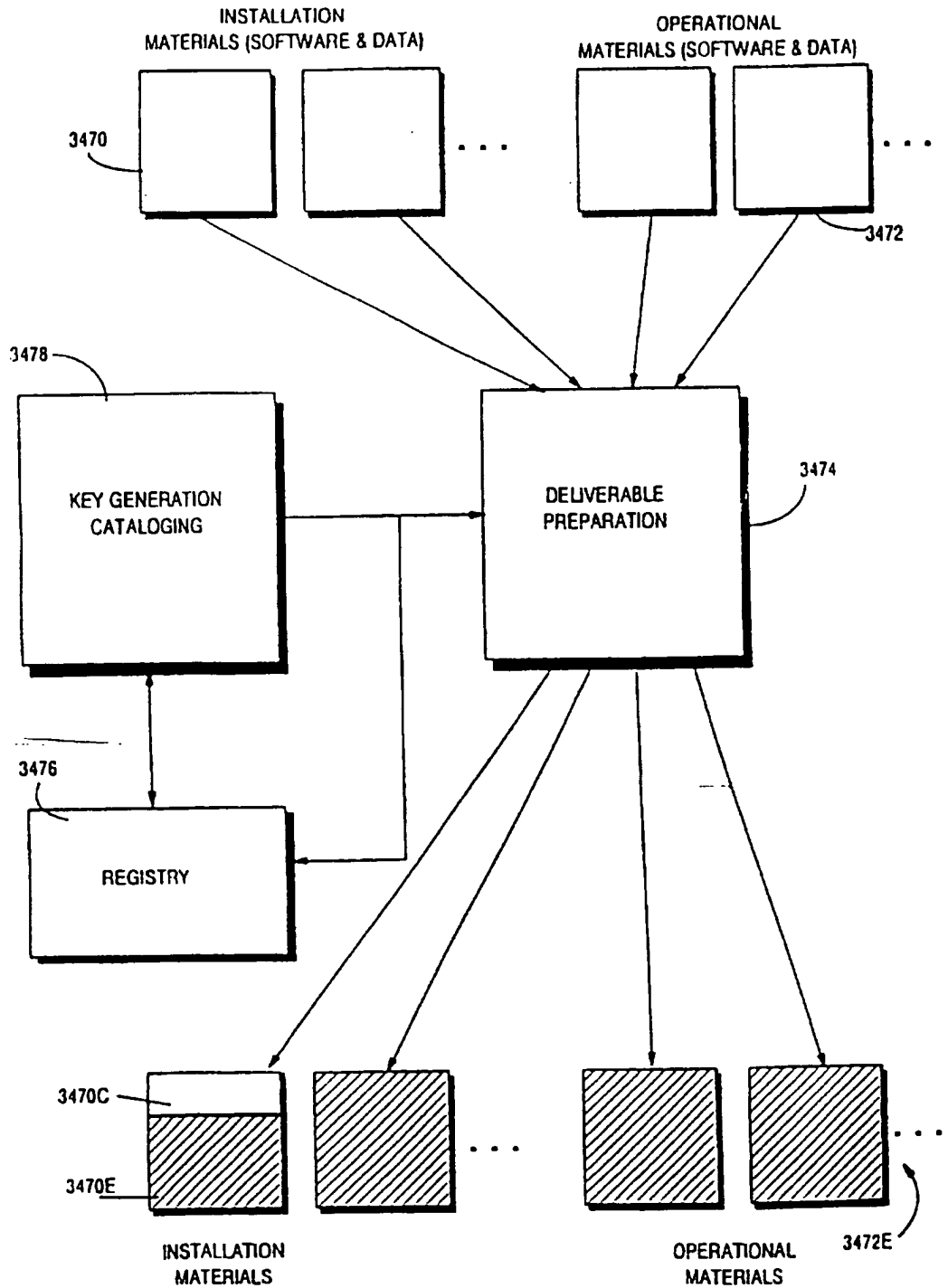


**FIG. 69**

SPU FIRMWARE  
DOWNLOAD

SUBSTITUTE SHEET (RULE 26)

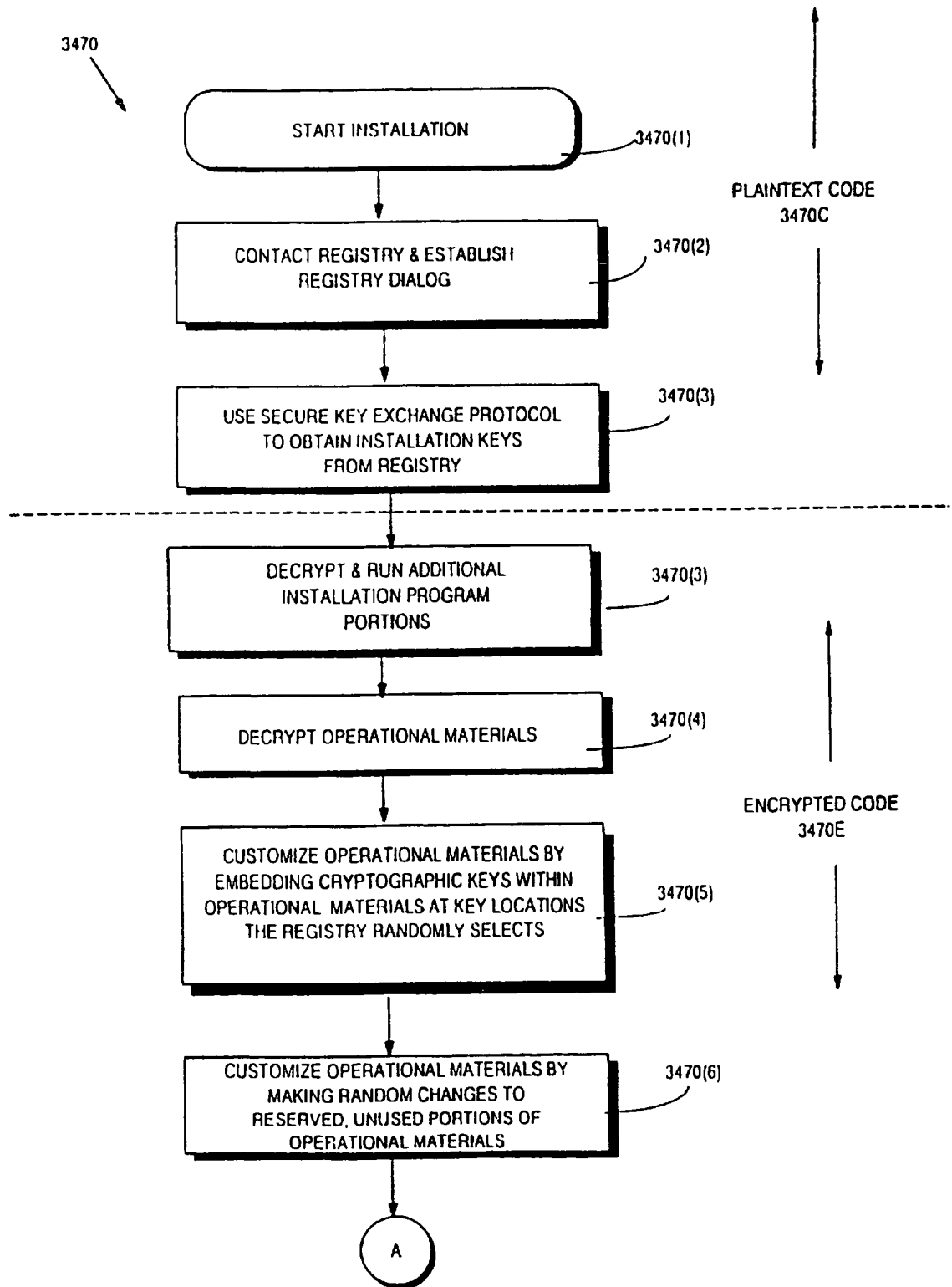
**Fig. 69A** Software Distributed In Encrypted Form



SUBSTITUTE SHEET (RULE 26)

127/163

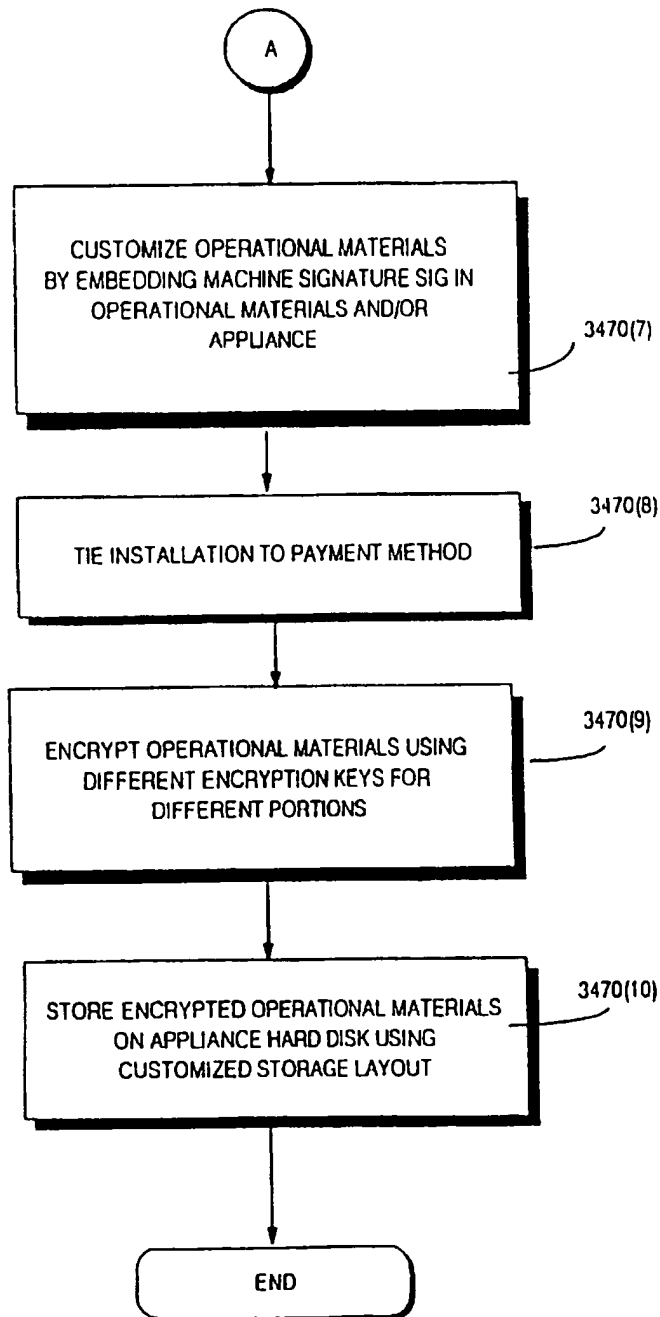
**Fig. 69B** Example Installation Routine



SUBSTITUTE SHEET (RULE 26)

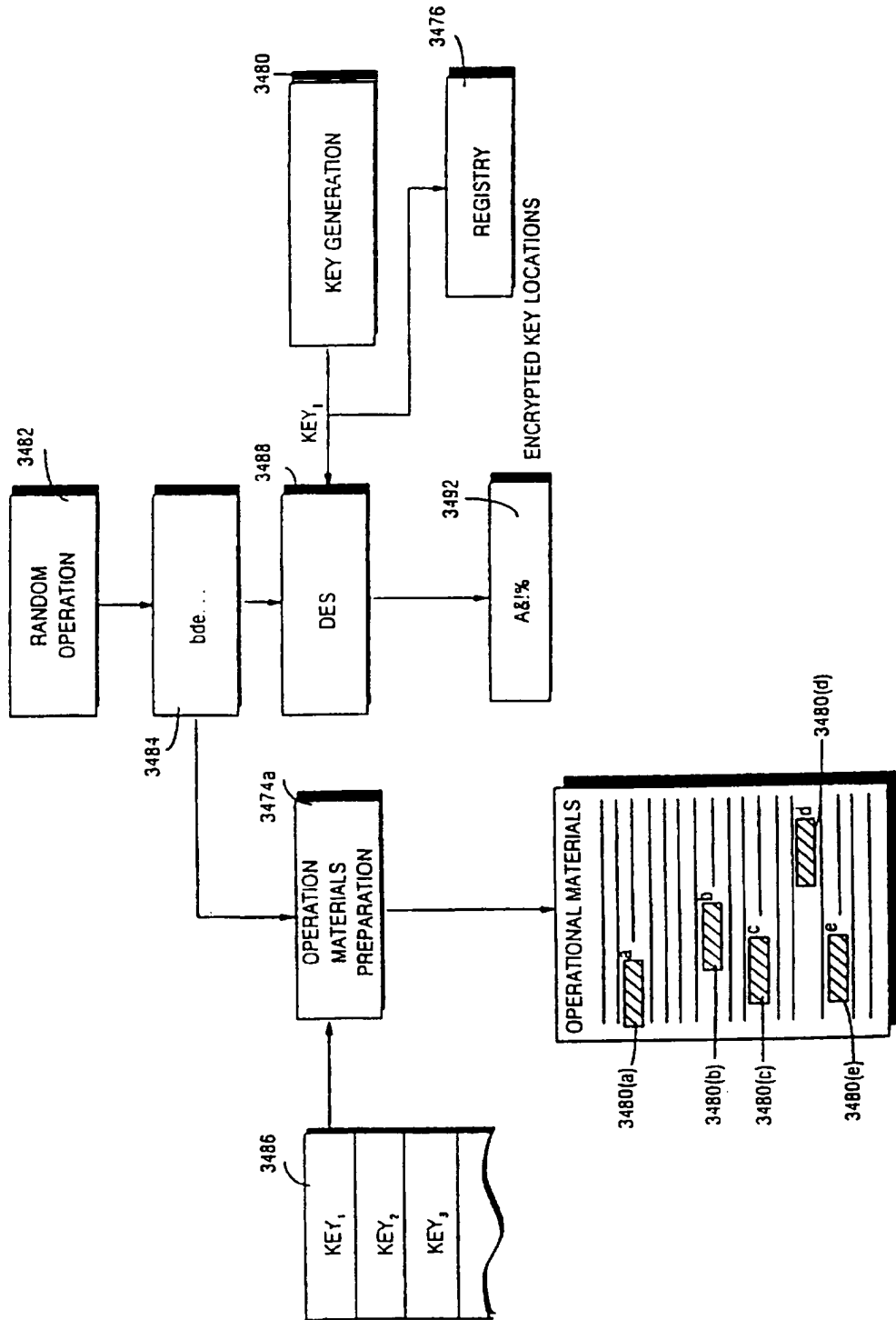
128/163

Fig. 69C Example Installation Routine



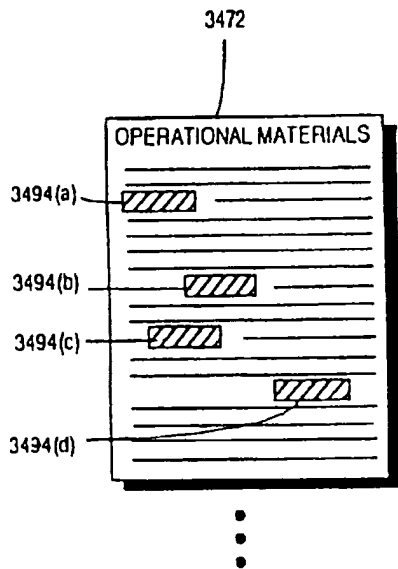
SUBSTITUTE SHEET (RULE 26)

Fig. 69D Embedding Keys At Different Locations With Operational Materials



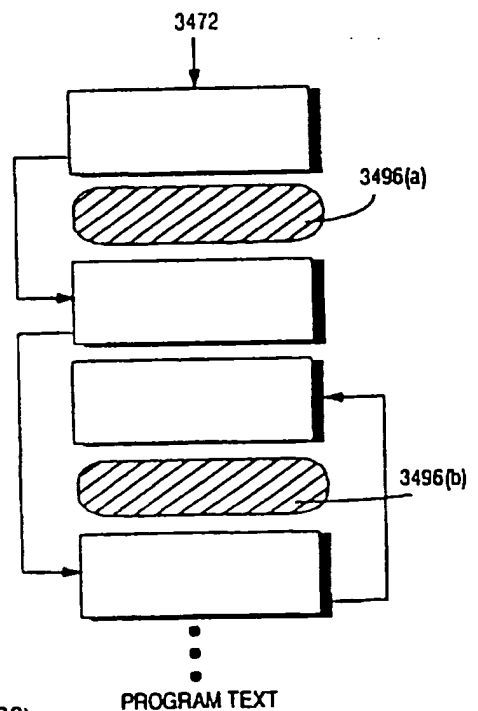
SUBSTITUTE SHEET (RULE 26)

130/163



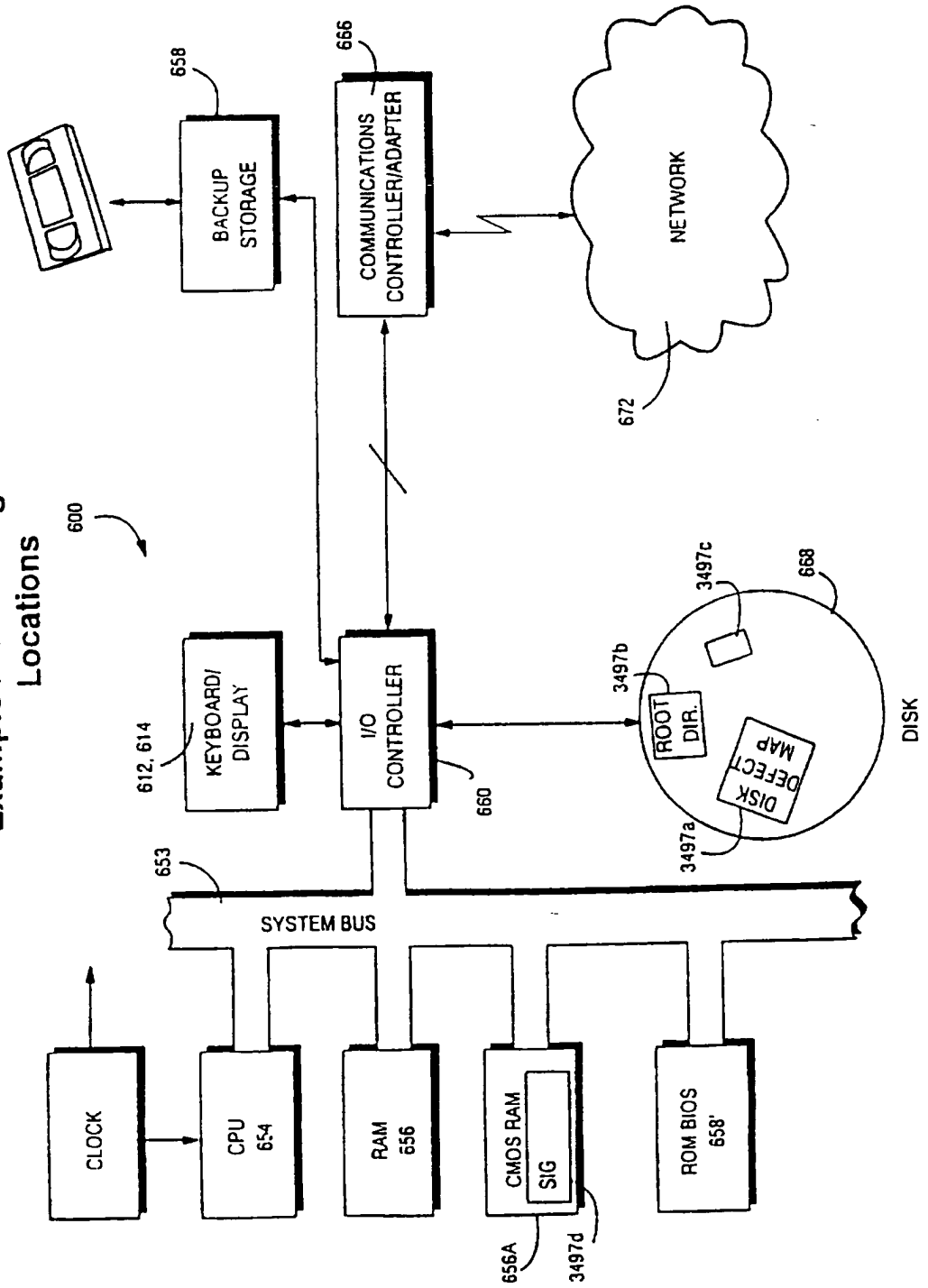
**Fig. 69E**  
Example Locations For Random  
Modifications and Fingerprints

**Fig. 69F**  
Example Customized Static  
Storage Layout



SUBSTITUTE SHEET (RULE 26)

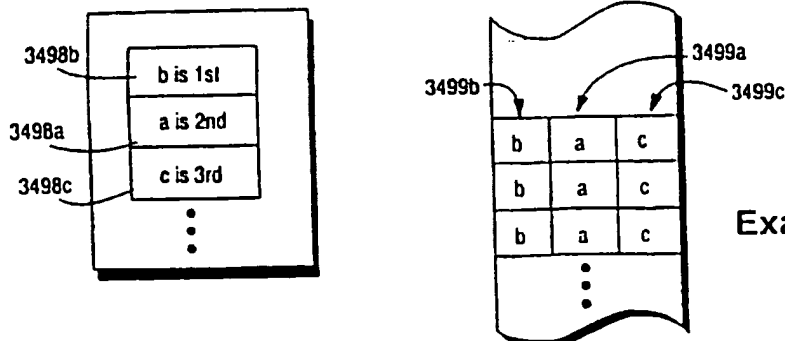
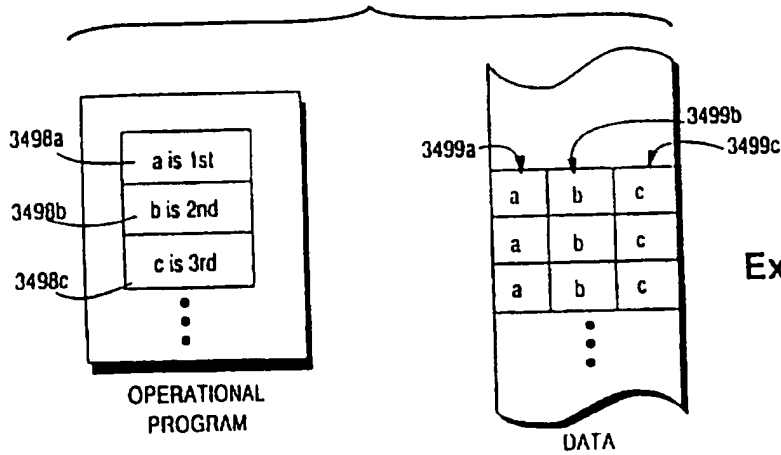
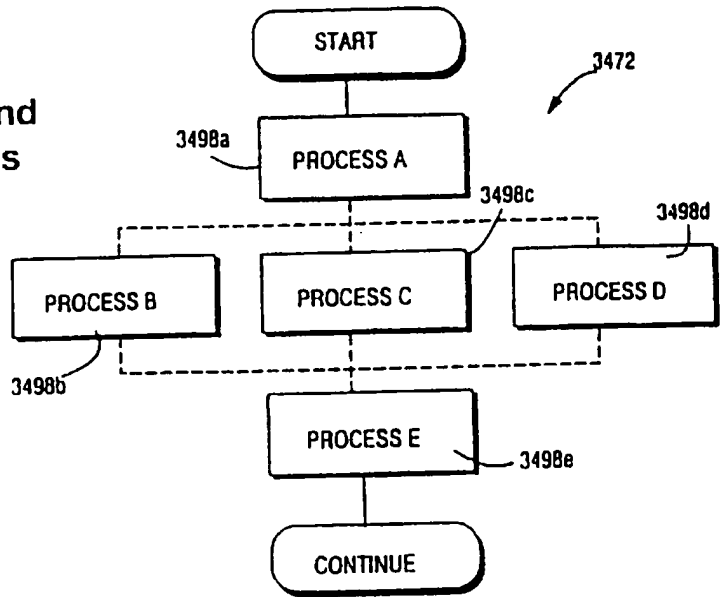
**Fig. 69G**  
Example Machine Signature  
Locations





132/163

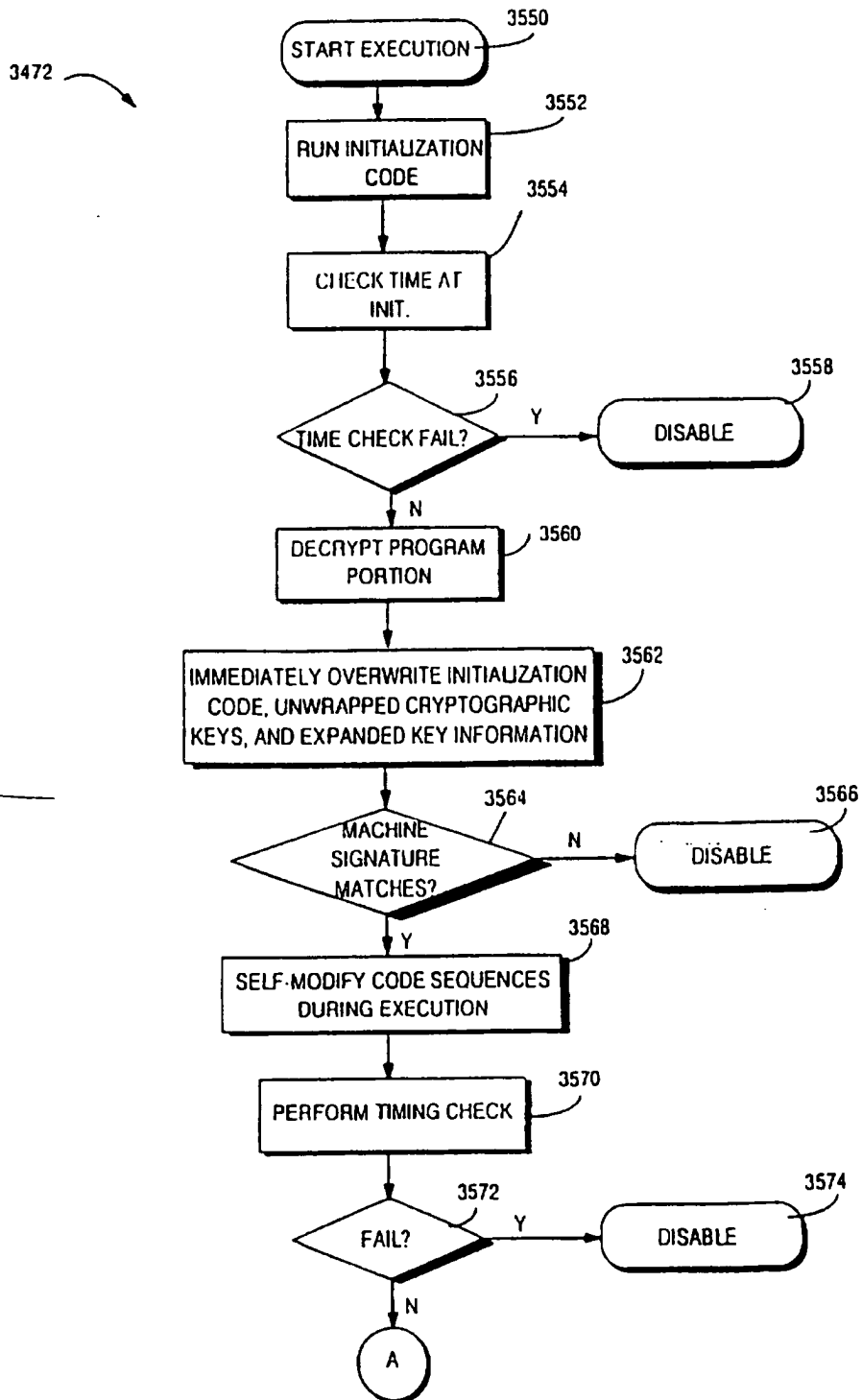
**Fig. 69H**  
Sequence Dependent and Independent Processes



SUBSTITUTE SHEET (RULE 26)

133/163

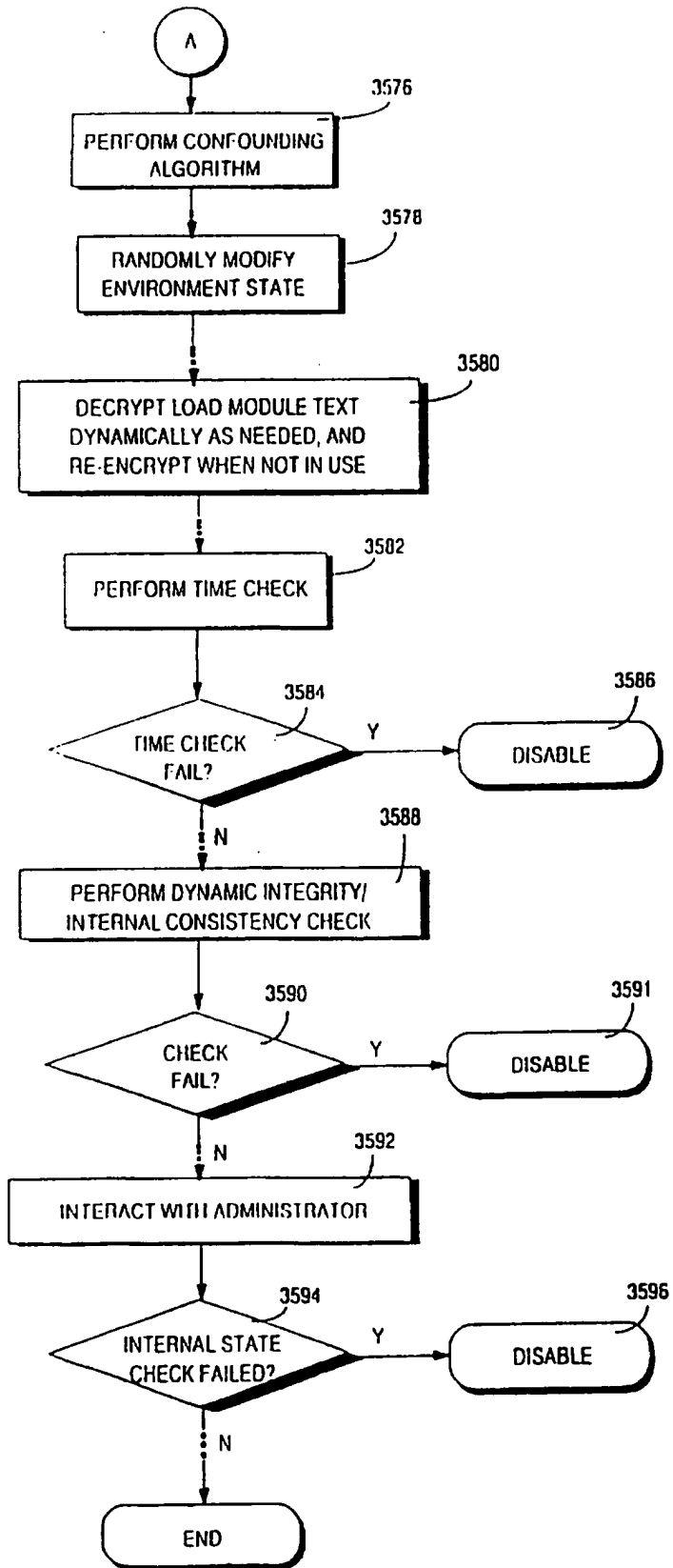
**Fig. 69K**  
Example Dynamic Protection  
Mechanisms



SUBSTITUTE SHEET (RULE 26)

134/163

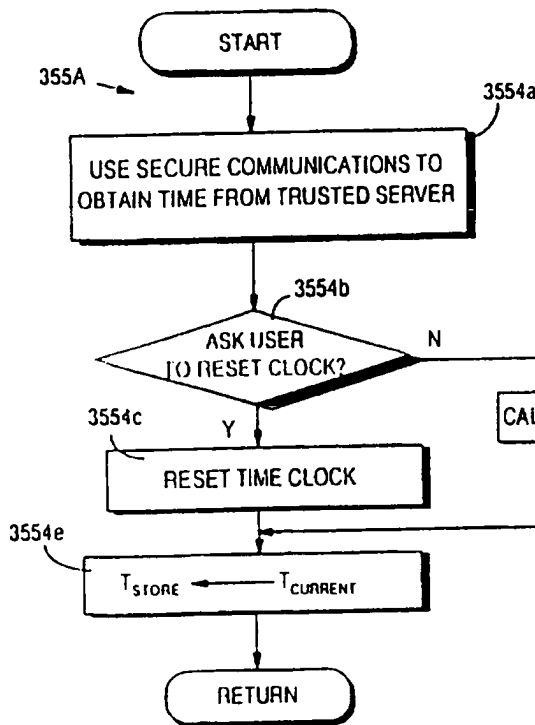
**Fig. 69L**  
Example Dynamic  
Protection  
Mechanisms



SUBSTITUTE SHEET (RULE 26)

135/163

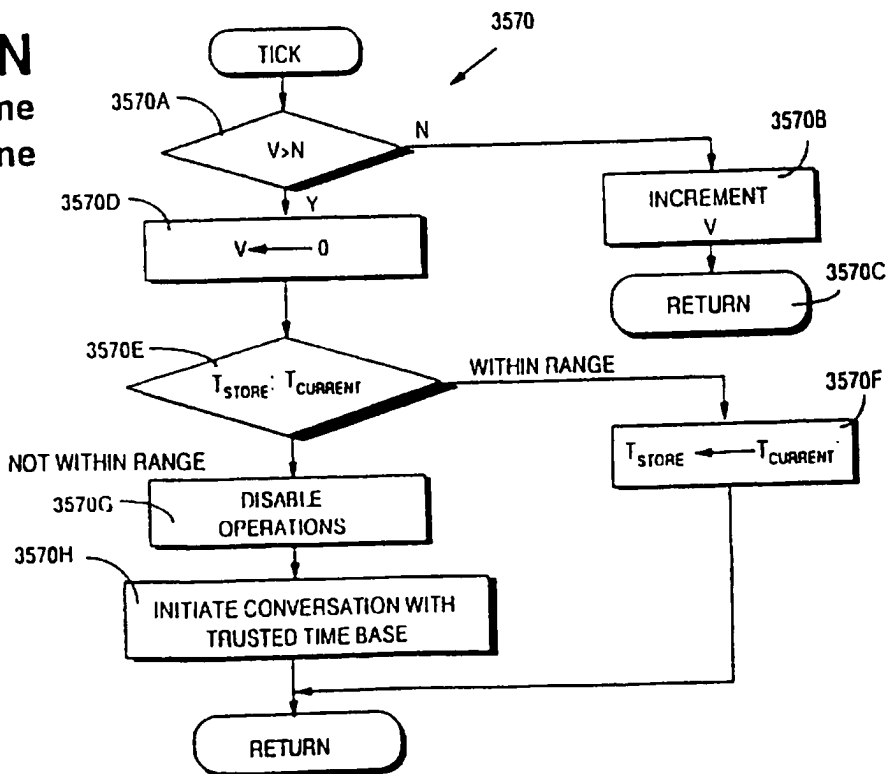
**Fig. 69M**  
Example Time  
Check At  
Initialization  
Routine



DRAFT BUDGET
AMT DRAFTED
ΔT
T <sub>STORE</sub>

**Fig. 69O**

**Fig. 69N**  
Example Time  
Check Routine



SUBSTITUTE SHEET (RULE 26)

136/163

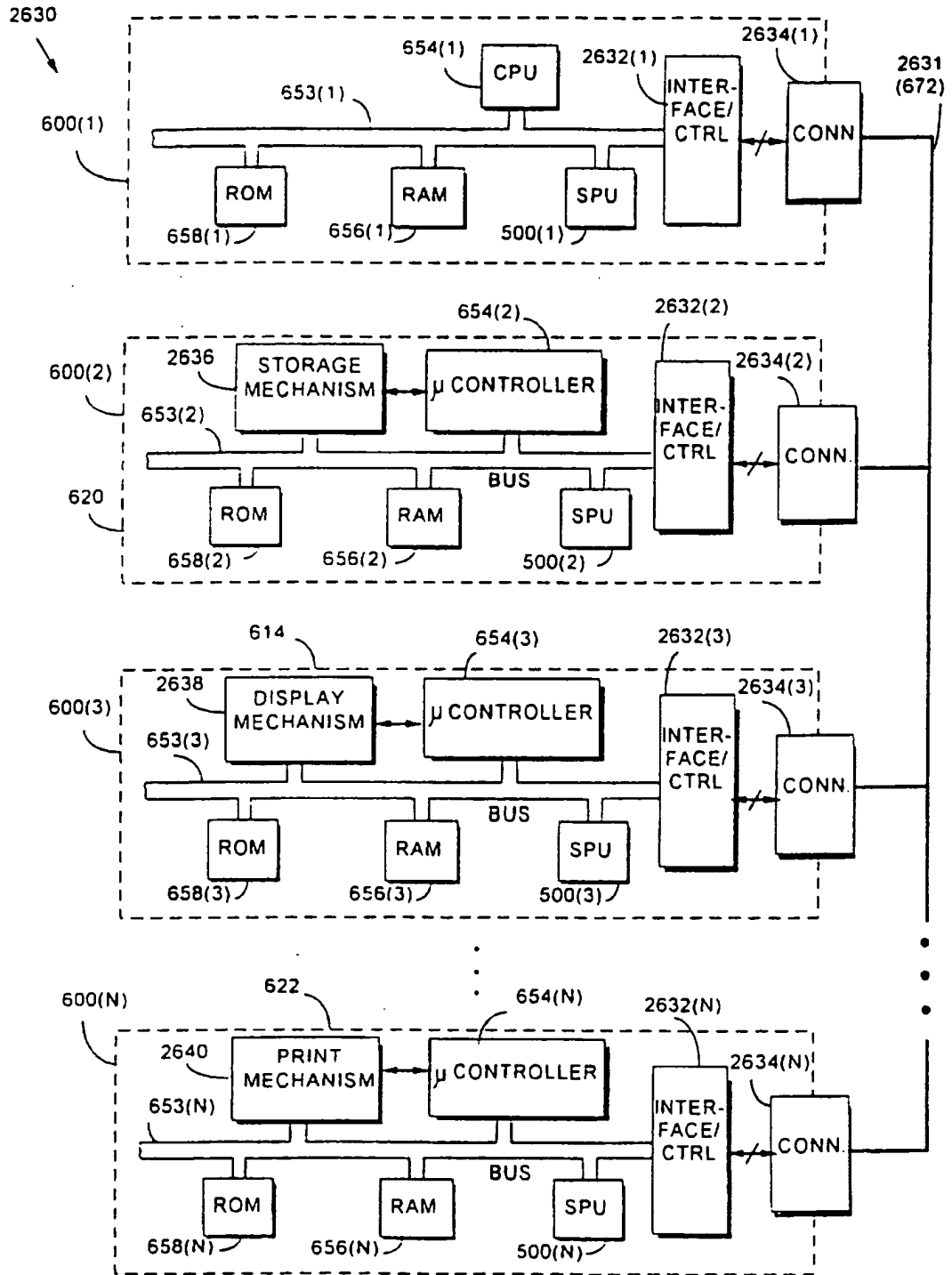
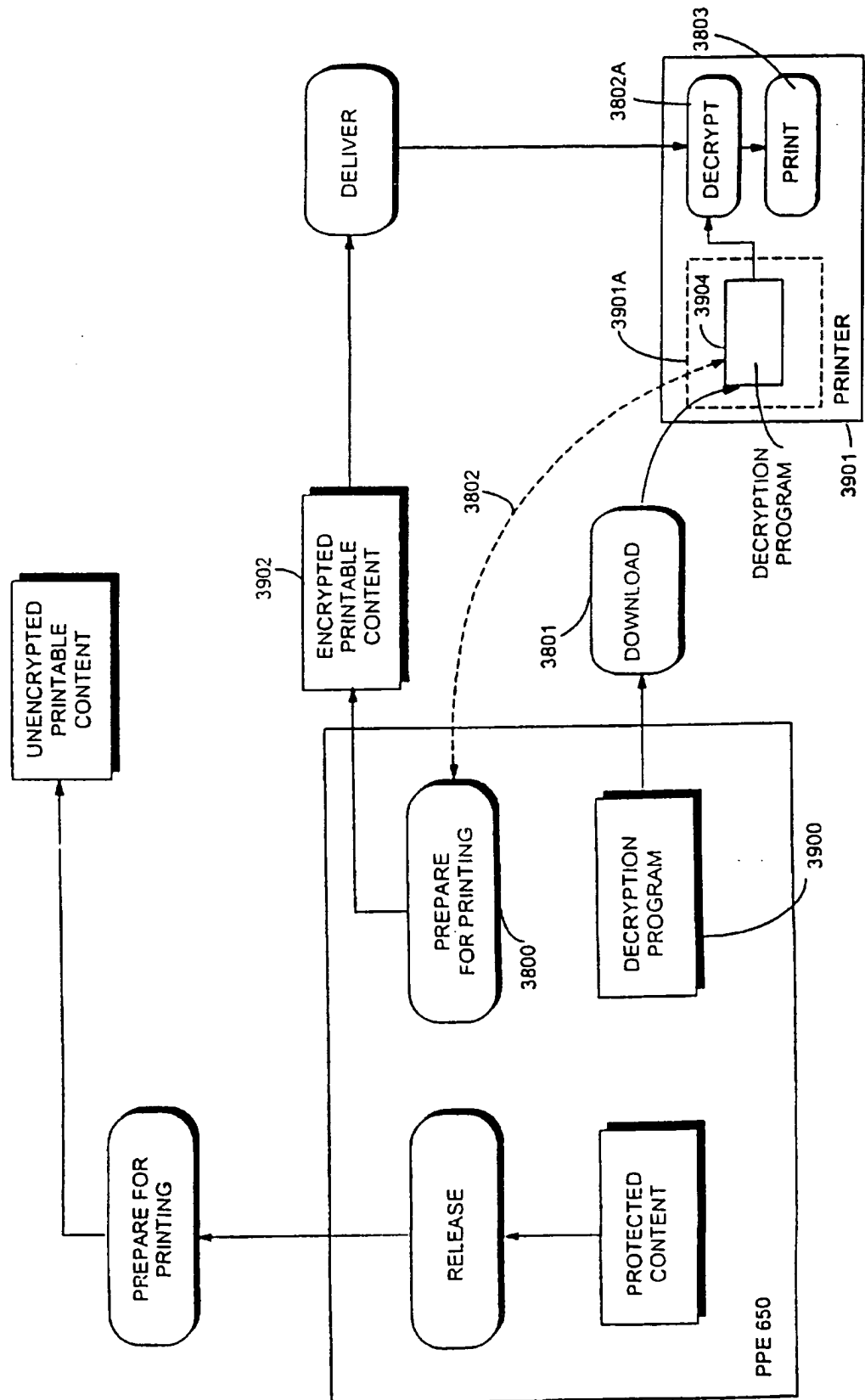


FIG. 70

SUBSTITUTE SHEET (RULE 26)

137/163

FIG. 70A



SUBSTITUTE SHEET (RULE 26)

FIG. 70B

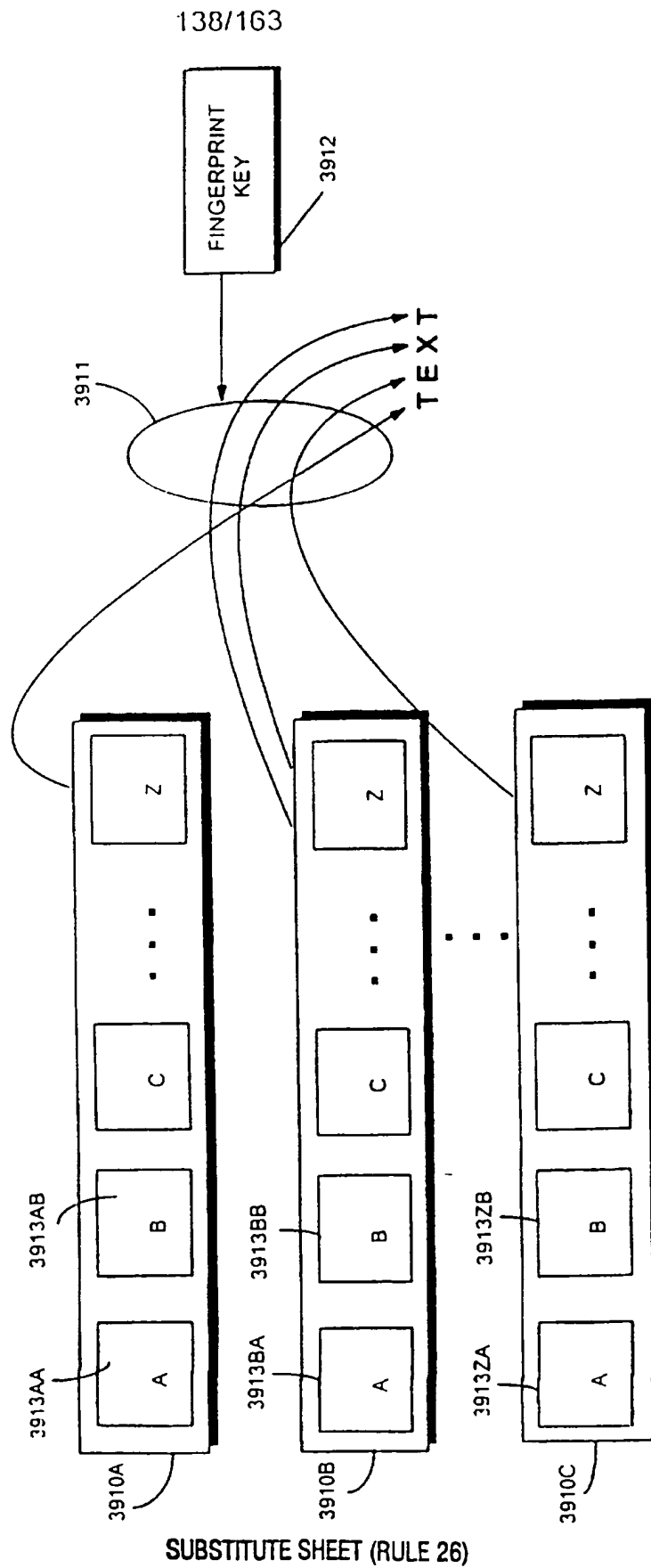
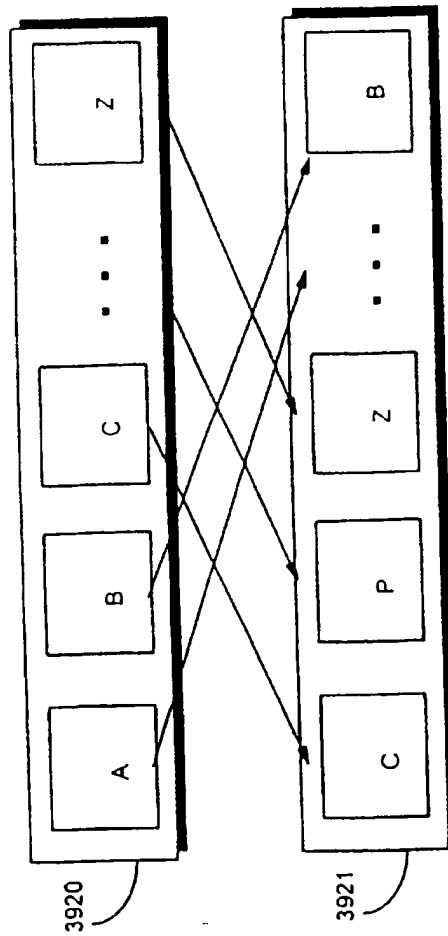


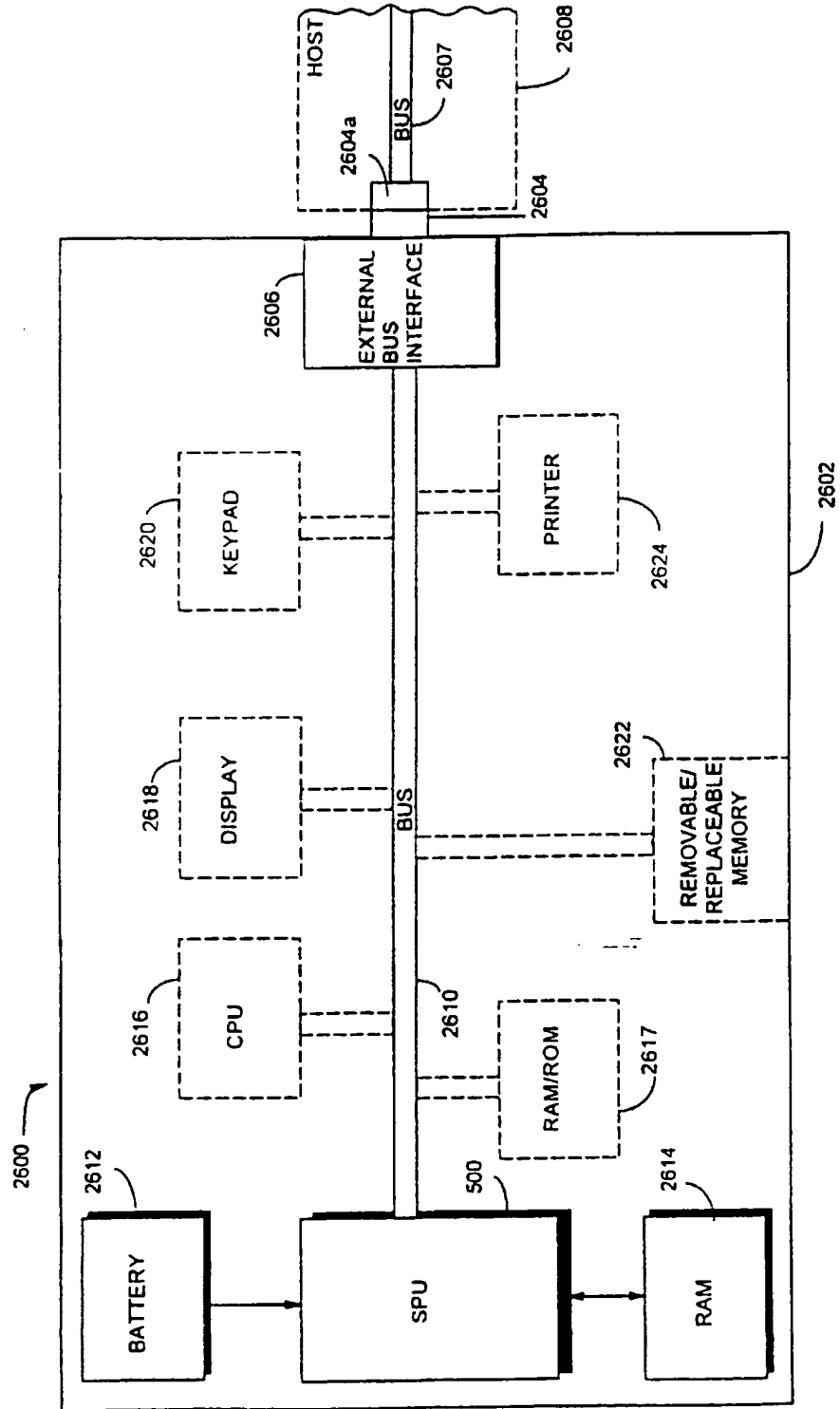
FIG. 70C





140/163

**FIG. 71**  
PORTABLE APPLIANCE



SUBSTITUTE SHEET (RULE 26)

141/163


LOG IN USER INTERFACE 182

USER NAME:	<input type="text" value="SHEAR. V."/>	<input type="button" value="LOGIN"/>
PASSWORD:	<input type="password" value="*****"/>	<input type="button" value="CANCEL"/>
<input type="checkbox"/> LOGIN AT STARTUP		<input type="button" value="HELP"/>

FIG. 72A

FIG. 72B

YOU HAVE REQUESTED THESE PROPERTIES:

 LOONEY TUNES NEWS!

<input type="button" value="PROPERTY INFO"/>	<input type="button" value="APPROVE"/>	<input type="button" value="SUSPEND"/>
Your Cost: \$7.50	<input type="button" value="CANCEL"/>	
	<input type="button" value="MORE OPTIONS"/>	

2660

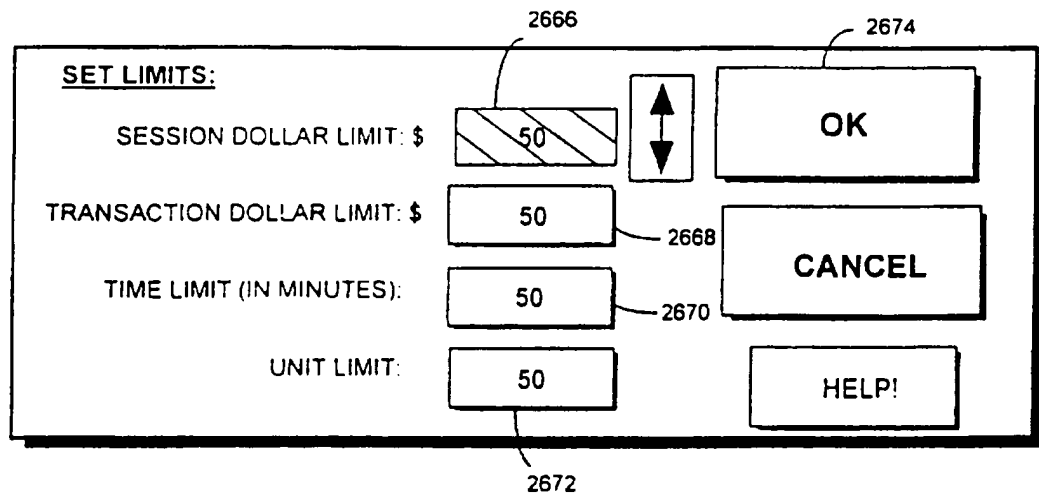
2662

2664

SUBSTITUTE SHEET (RULE 26)


142/163

FIG. 72C



SUBSTITUTE SHEET (RULE 26)

FIG. 72D



**YOU HAVE REQUESTED THESE PROPERTIES:**

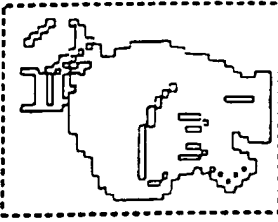
**LOONEY TUNE NEWS!**

**YOUR COST : \$7.50**

**CANCEL**

**SUSPEND**

**APPROVE**



Show Thumbnail

PROPERTY INFO

More Options

PROPERTY:	SIZE:	PUBLISHER:	AMOUNT:	UNITS:	COST/UNIT:	TYPE:	USE?:	LINKS:	HIST:
CHUCK JONES BIOGRA...	256KB	WARNER NEW MEDIA	64	KBYTE	\$1.25	PREVIEW	<input checked="" type="checkbox"/>		<input checked="" type="checkbox"/>
▼ BUGS BUNNY.JPE...	1MB	WARNER NEW MEDIA	1	RECORD	\$5.00	DISPLAY	<input checked="" type="checkbox"/>		<input checked="" type="checkbox"/>
BUGS BUNNY.JPEG...	1MB	WARNER NEW MEDIA	10	RECORD	\$3.50	DISPLAY	<input checked="" type="checkbox"/>		<input checked="" type="checkbox"/>
BUGS BUNNY.JPEG...	1MB	WARNER NEW MEDIA	25	RECORD	\$2.50	DISPLAY	<input checked="" type="checkbox"/>		<input checked="" type="checkbox"/>
FRIZ FRELENG BIOGRA...	256KB	WARNER NEW MEDIA	120	SECTOR	\$5.00	PRINT			
TEX AVERY BIOGRAP...	256KB	WARNER NEW MEDIA	50	PERCENT	\$2.50	COPY			
► DUCKI RABBITI DU...	64MB	WARNER NEW MEDIA	7.0	MINUTE	\$7.50	COPY-PRO			
MEL BLANC BIOGRAPH ...	256KB	WARNER NEW MEDIA	1	SPECIAL	\$25.25	INSTALL			
LOONEY TUNES DATAB ...	600MB	WARNER NEW MEDIA	1	OBJECT	\$2000.00	ALL			<input checked="" type="checkbox"/>

SET LIMITS...

SHOW BUDGETS

ACQUIRE BUDGET...

HISTORY...

TRANSFER...

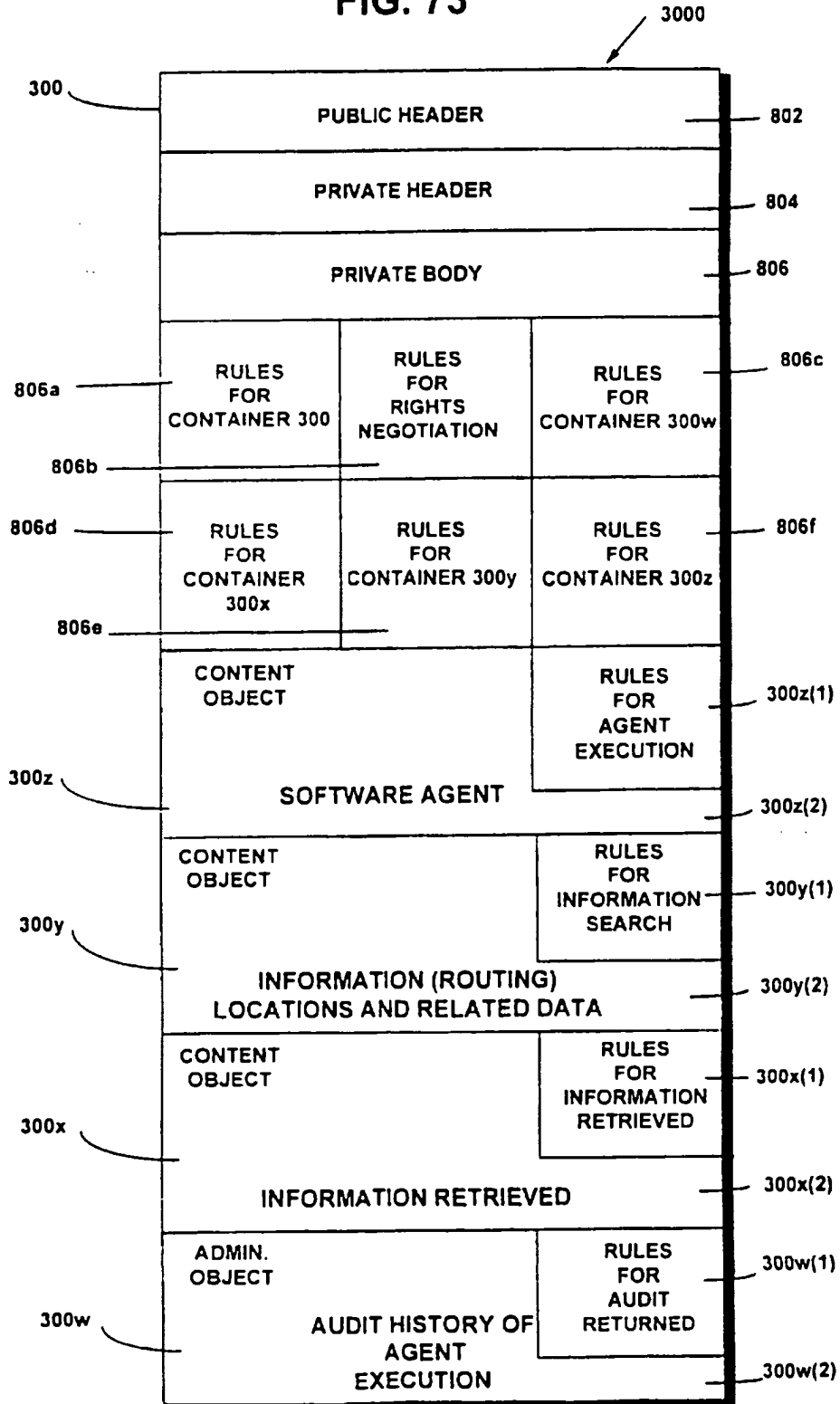
PREFERENCES...

FEEDBACK...

HELP!

144/163

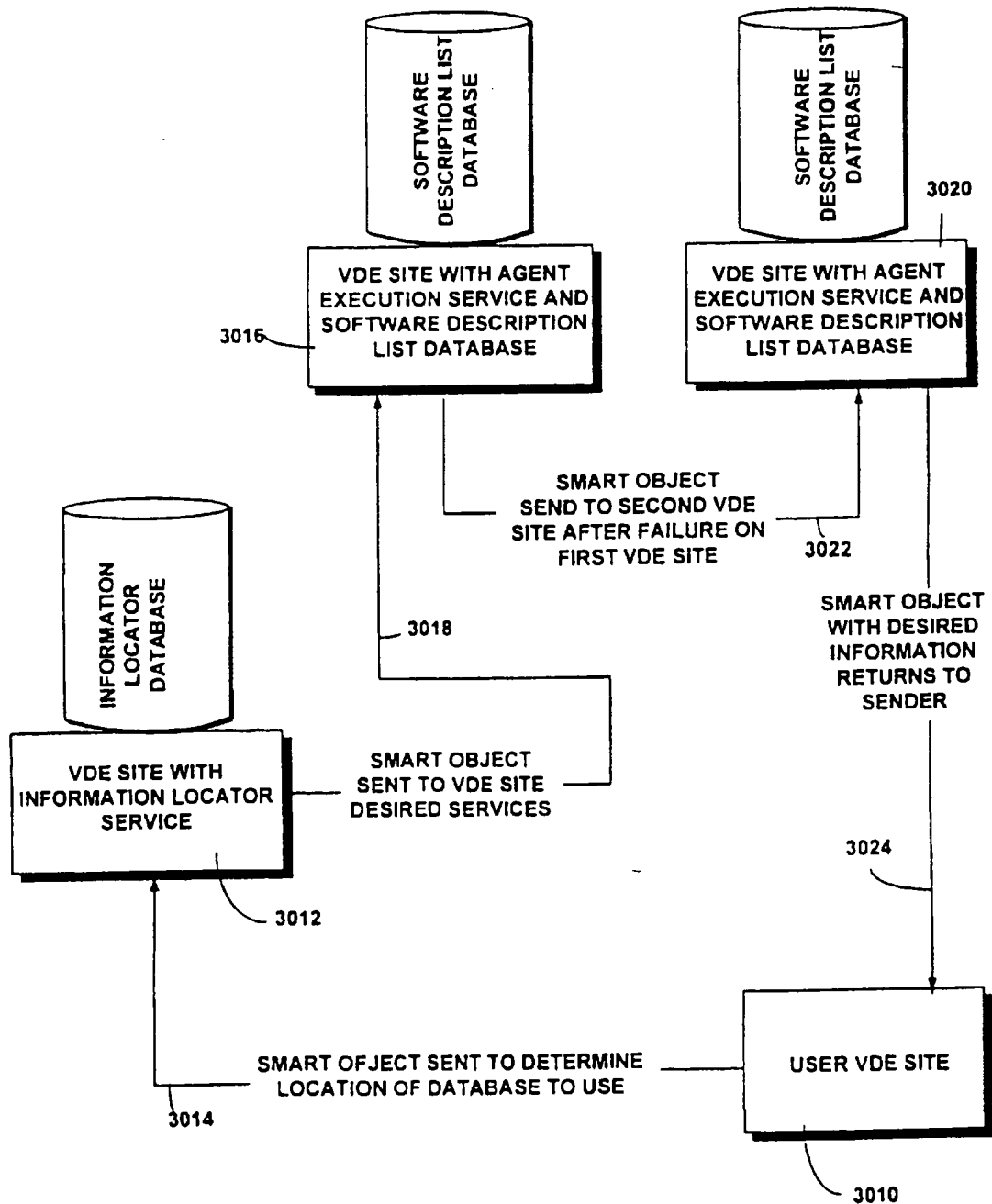
FIG. 73



SUBSTITUTE SHEET (RULE 26)

145/163

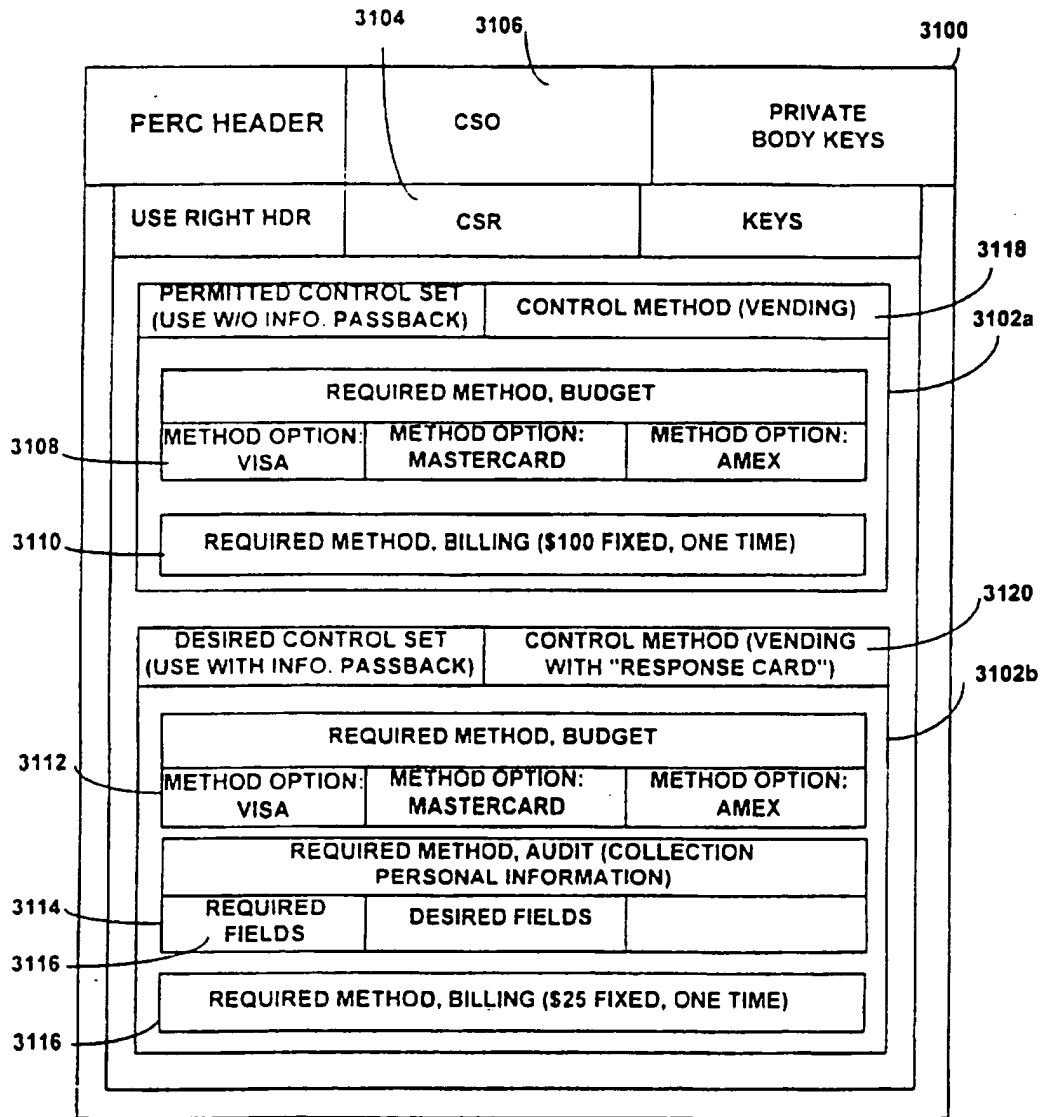
FIG. 74



SUBSTITUTE SHEET (RULE 20)

146/163

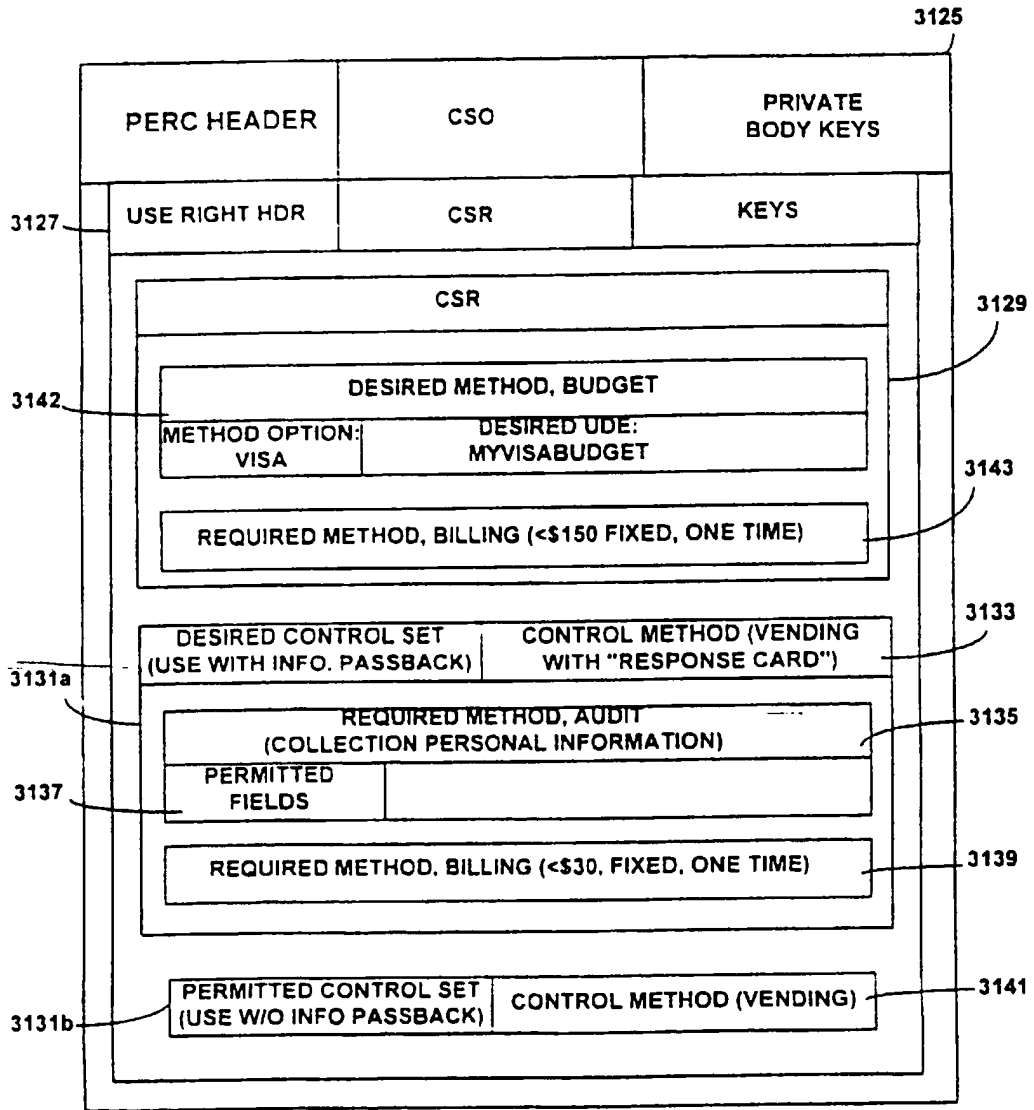
FIG. 75A



SUBSTITUTE SHEET (RULE 26)

147/163

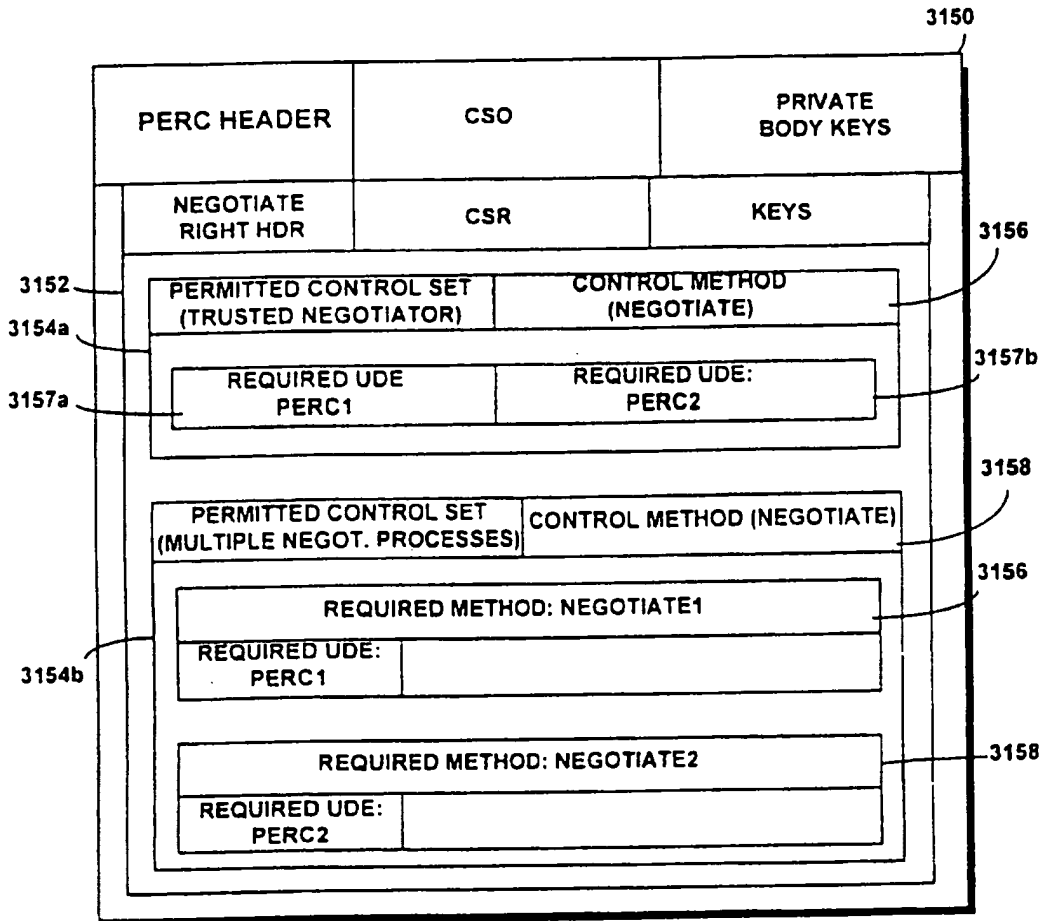
FIG. 75B



SUBSTITUTE SHEET (RULE 26)

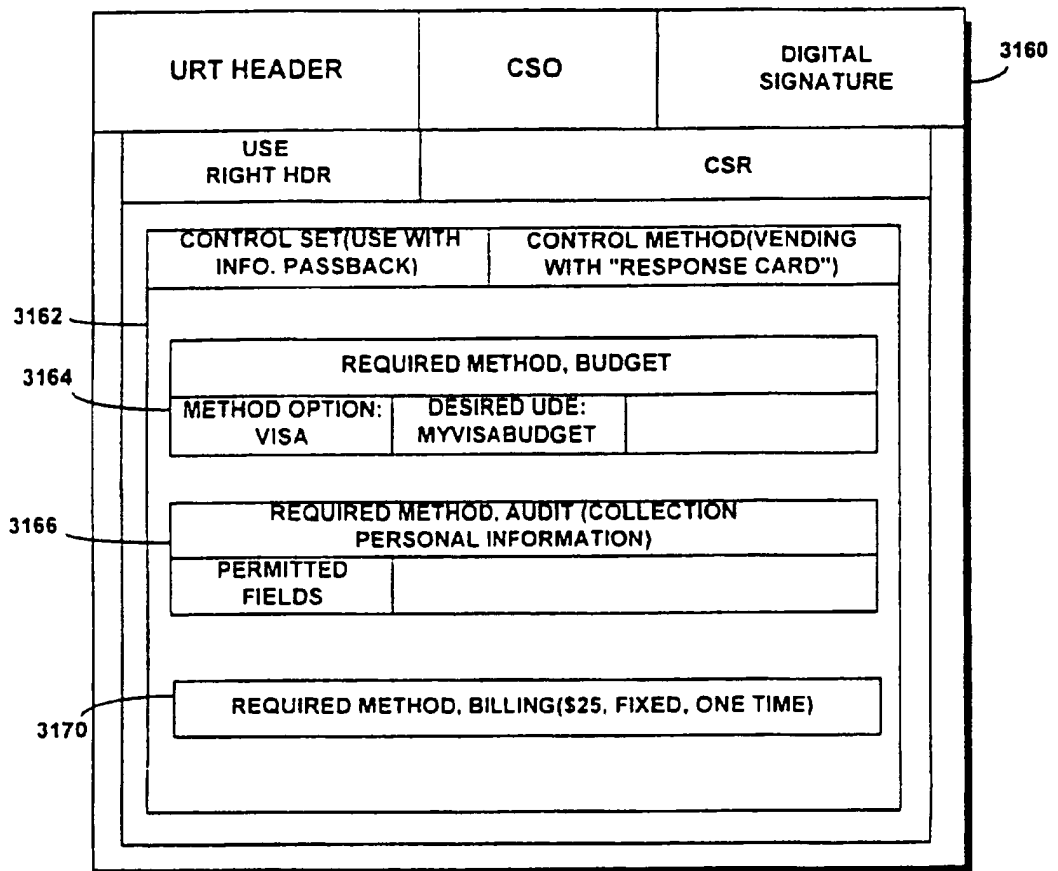


FIG. 75C



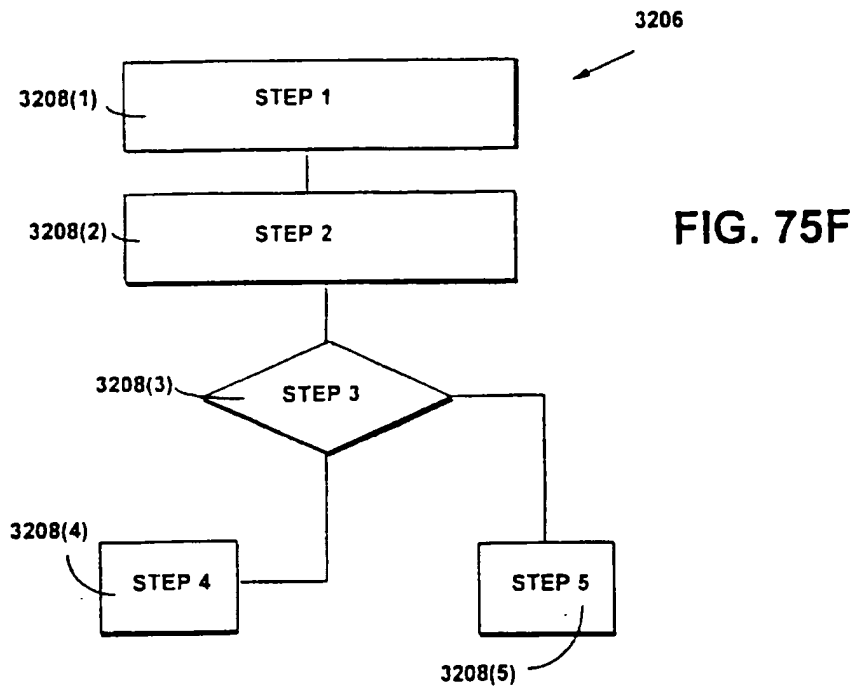
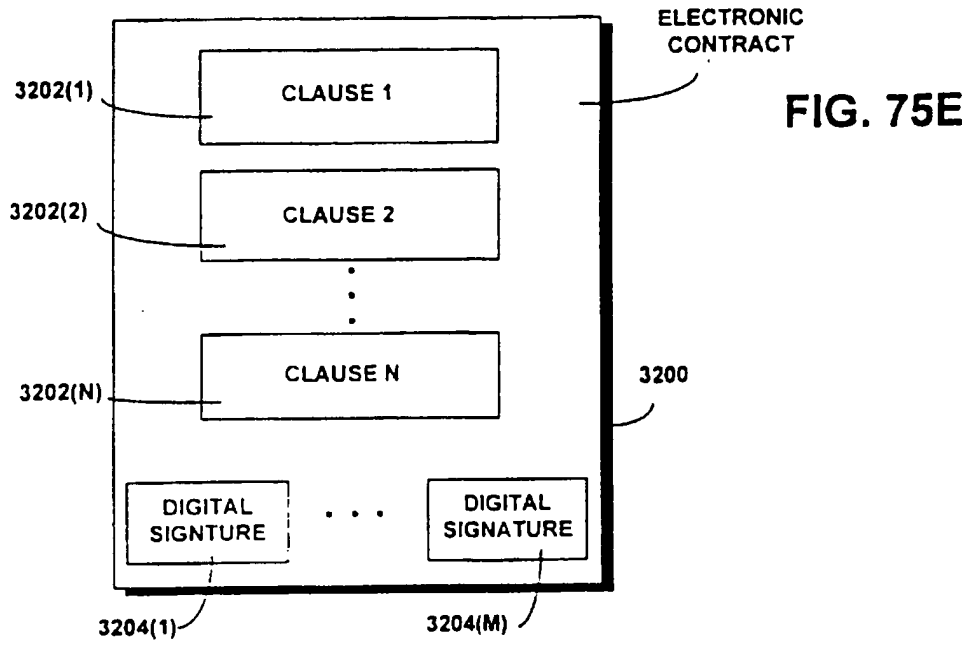
149/163

FIG. 75D



SUBSTITUTE SHEET (RULE 26)

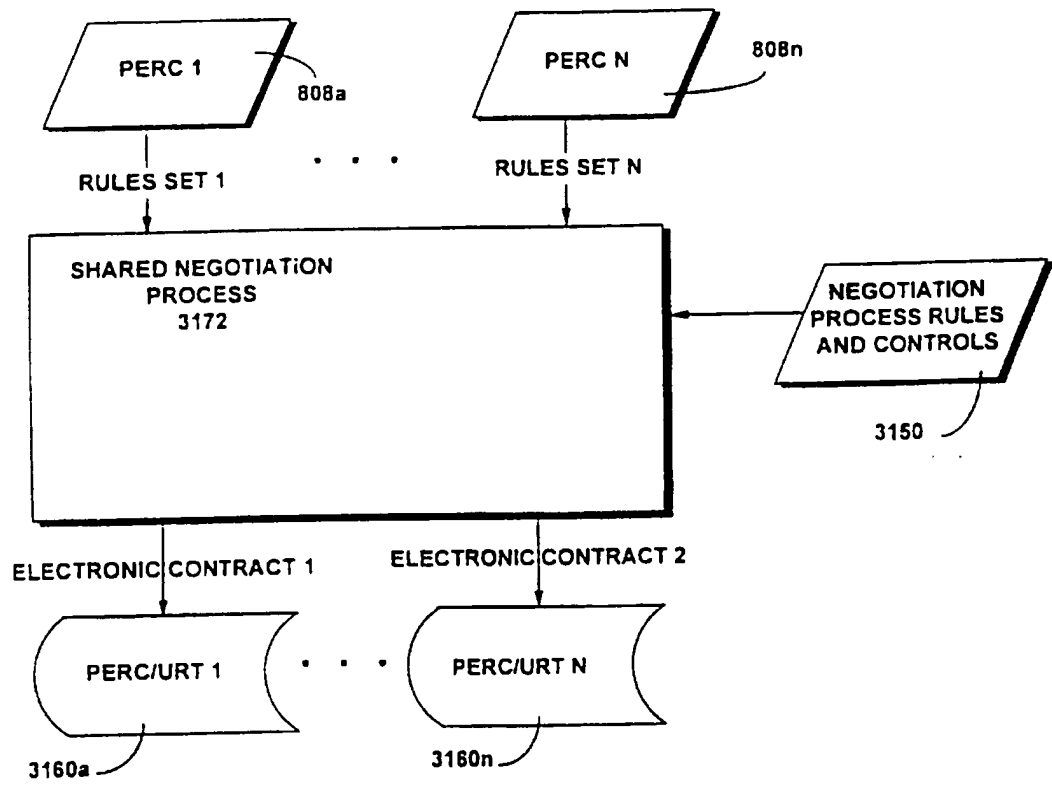
150/163



SUBSTITUTE SHEET (RULE 26)

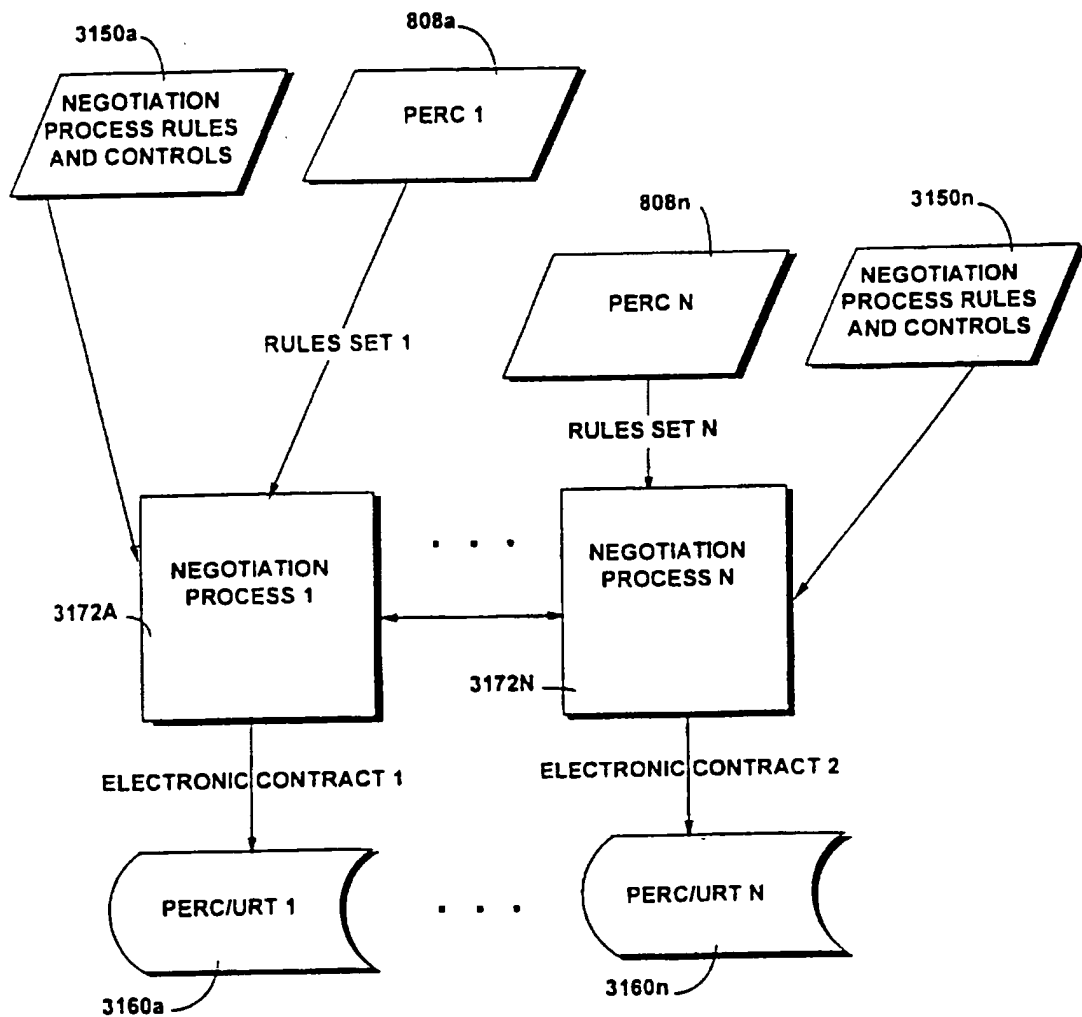
151/163

FIG. 76A



SUBSTITUTE SHEET (RULE 26)

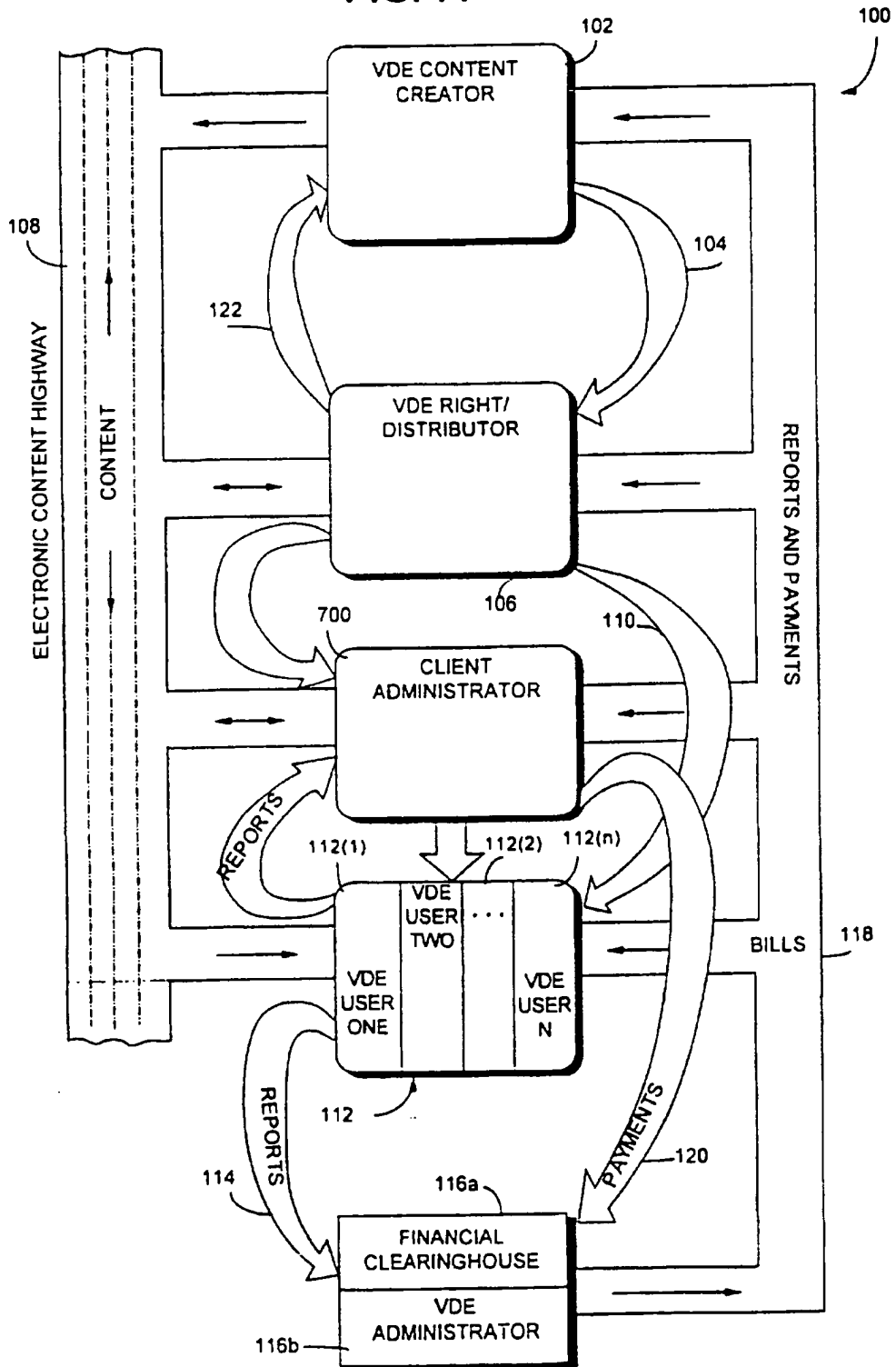
FIG. 76B



SUBSTITUTE SHEET (RULE 26)

153/163

FIG. 77



SUBSTITUTE SHEET (RULE 26)

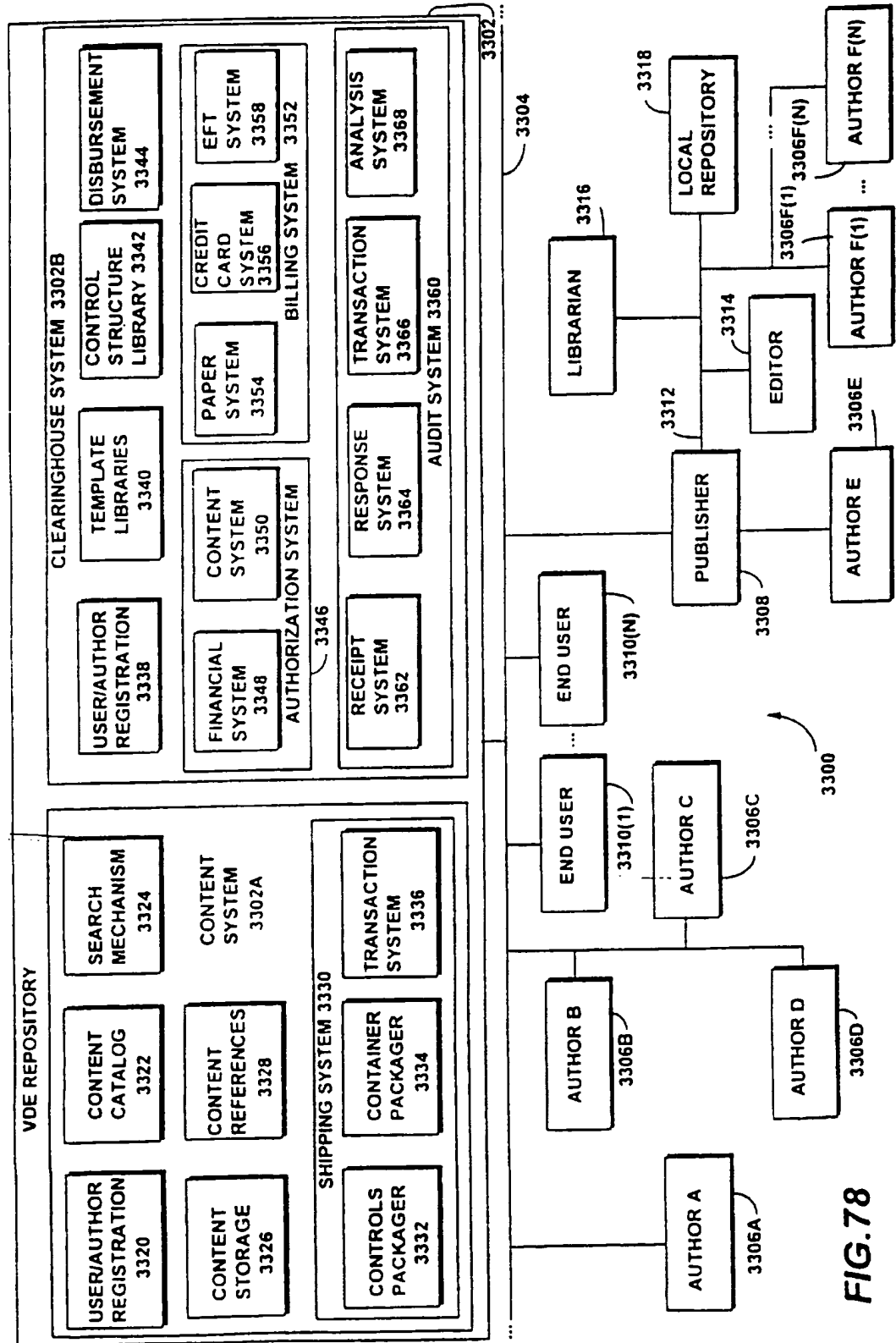
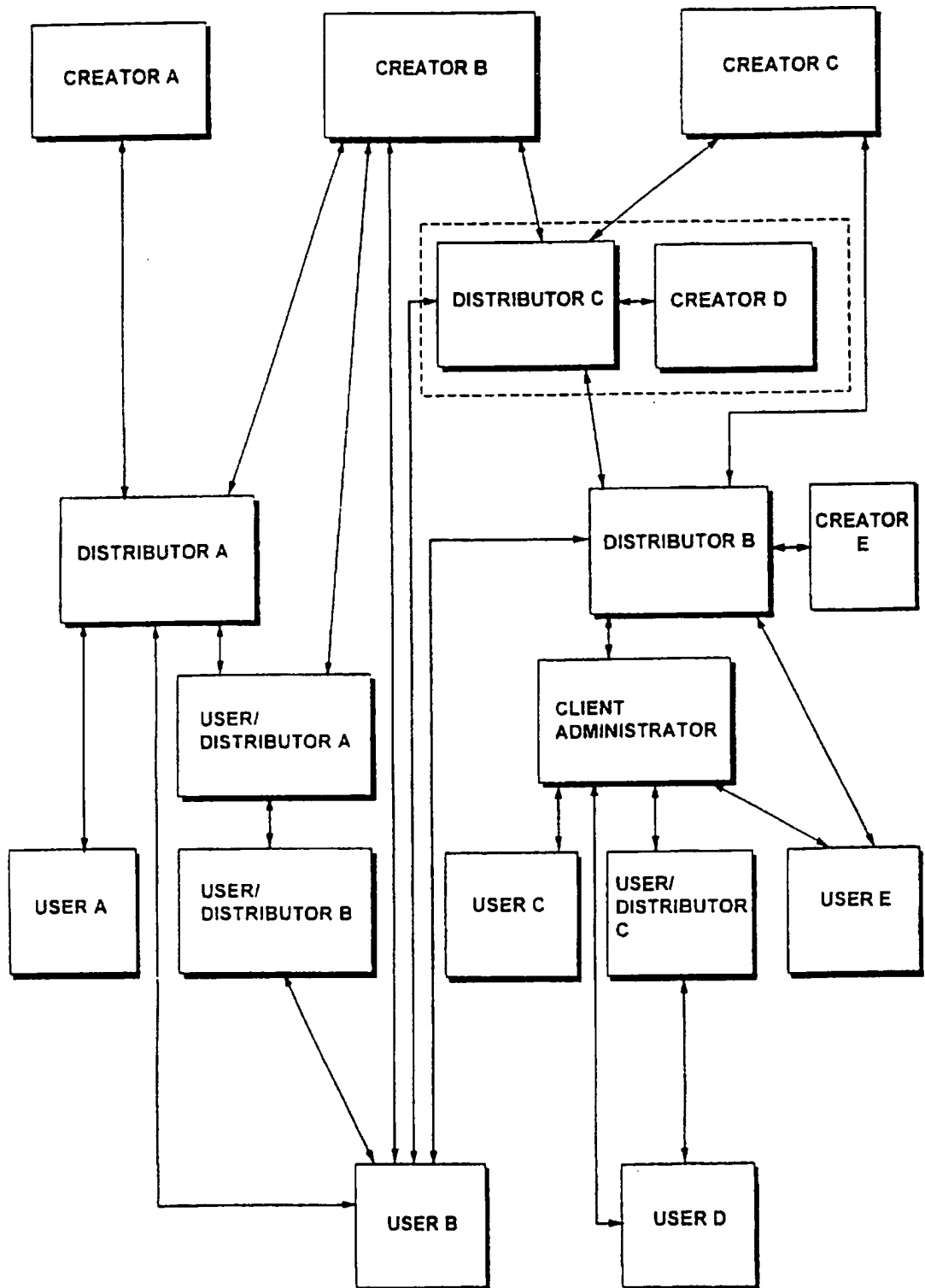


FIG.78

155/163

FIG. 79

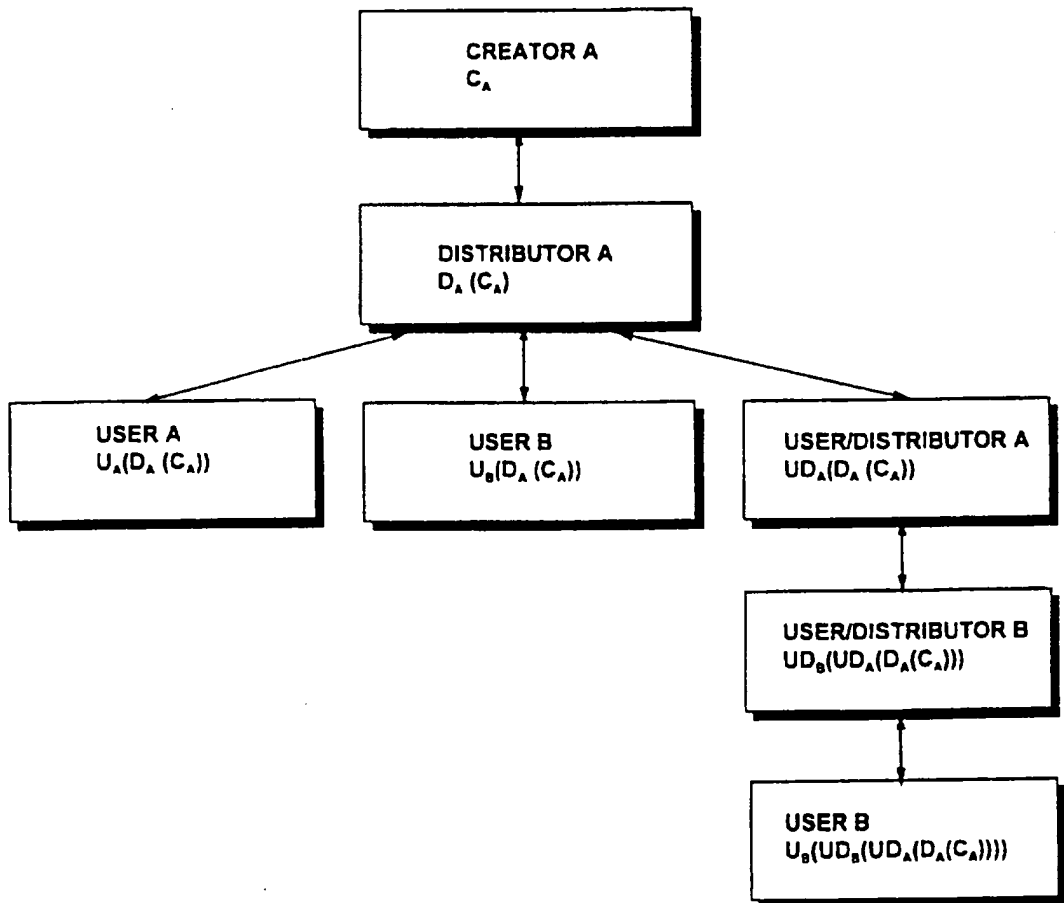


SUBSTITUTE SHEET (RULE 26)



156/163

FIG. 80



SUBSTITUTE SHEET (RULE 26)

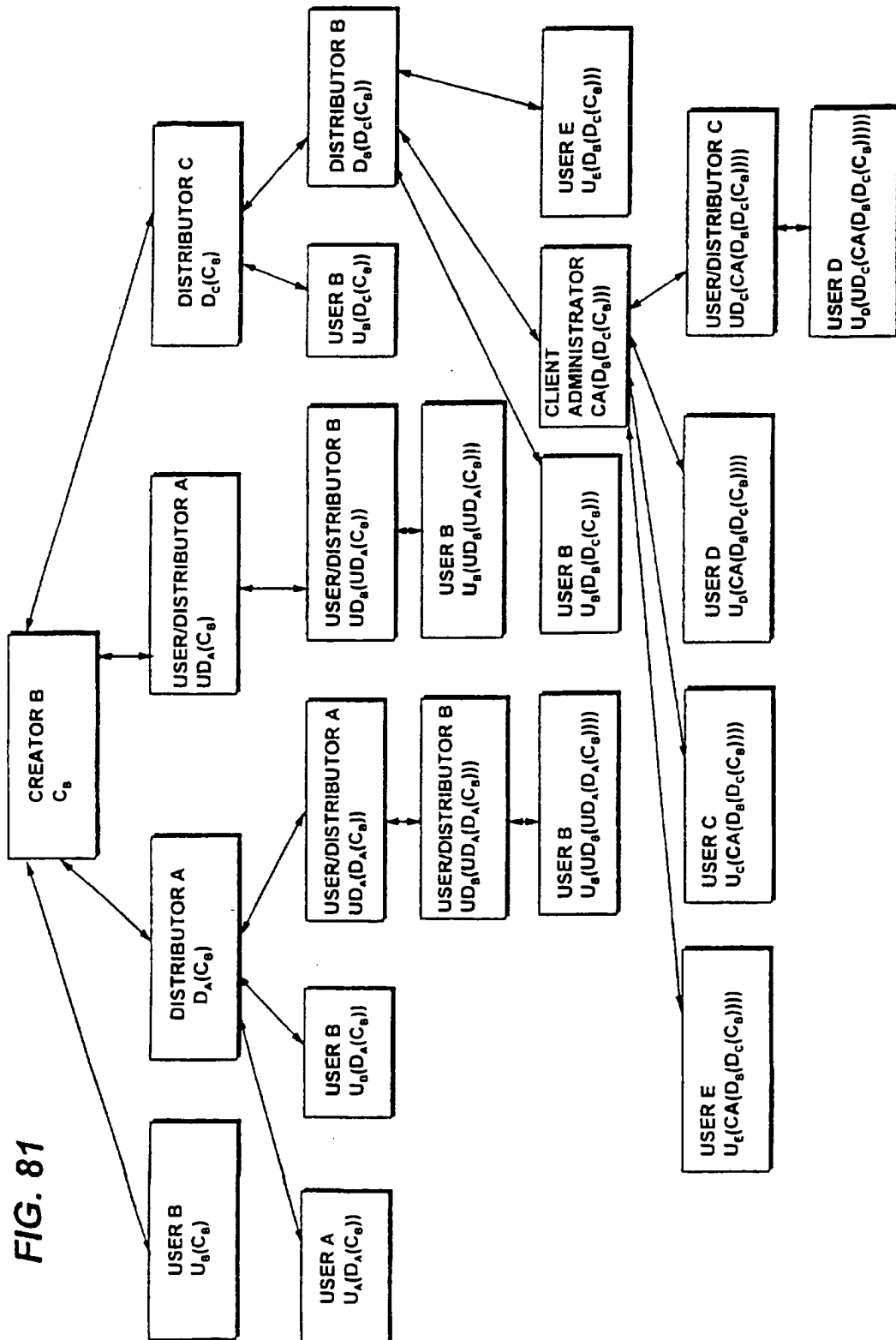
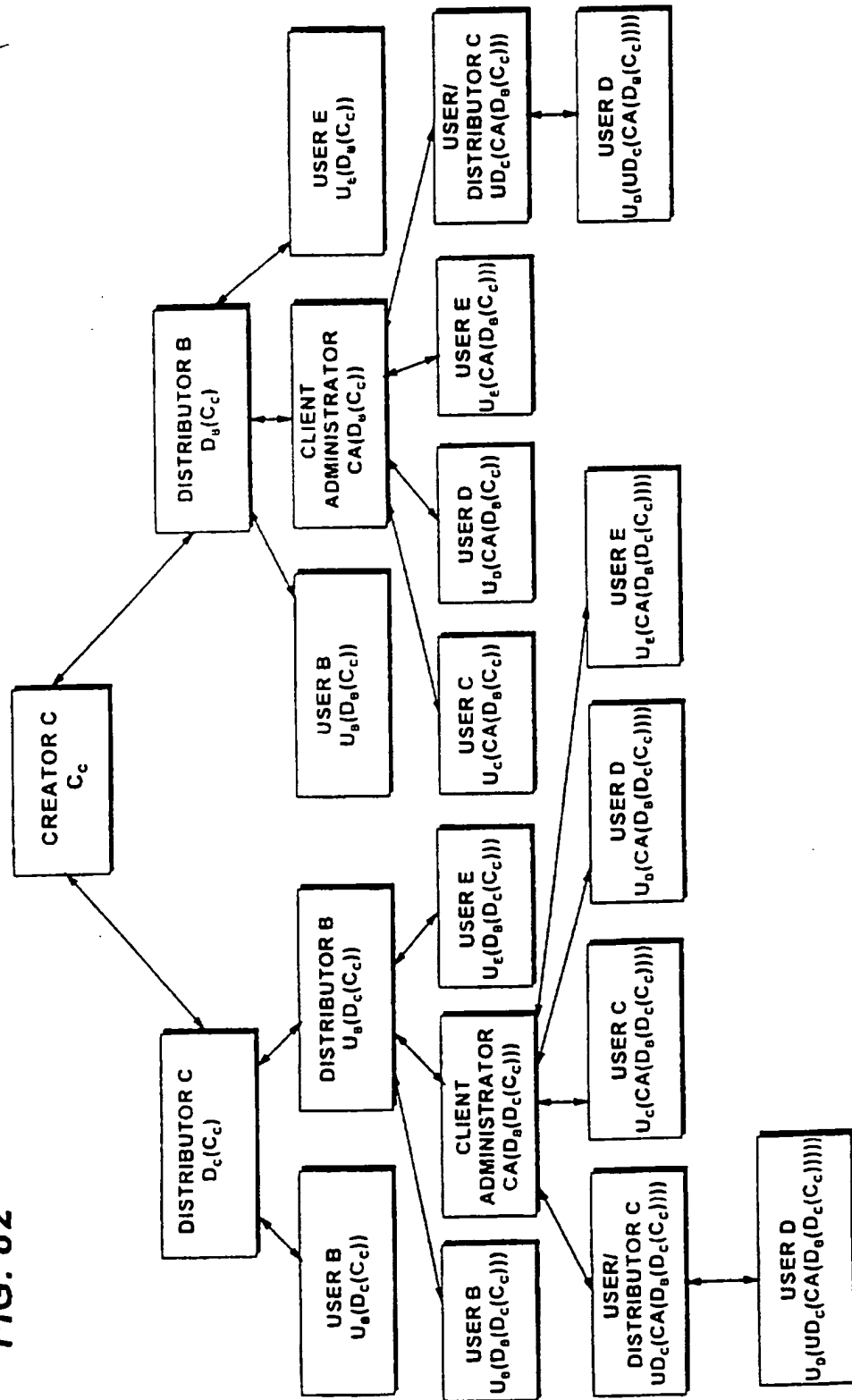


FIG. 81

SUBSTITUTE SHEET (RULE 26)

FIG. 82



SUBSTITUTE SHEET (RULE 26)

159/163

FIG. 83

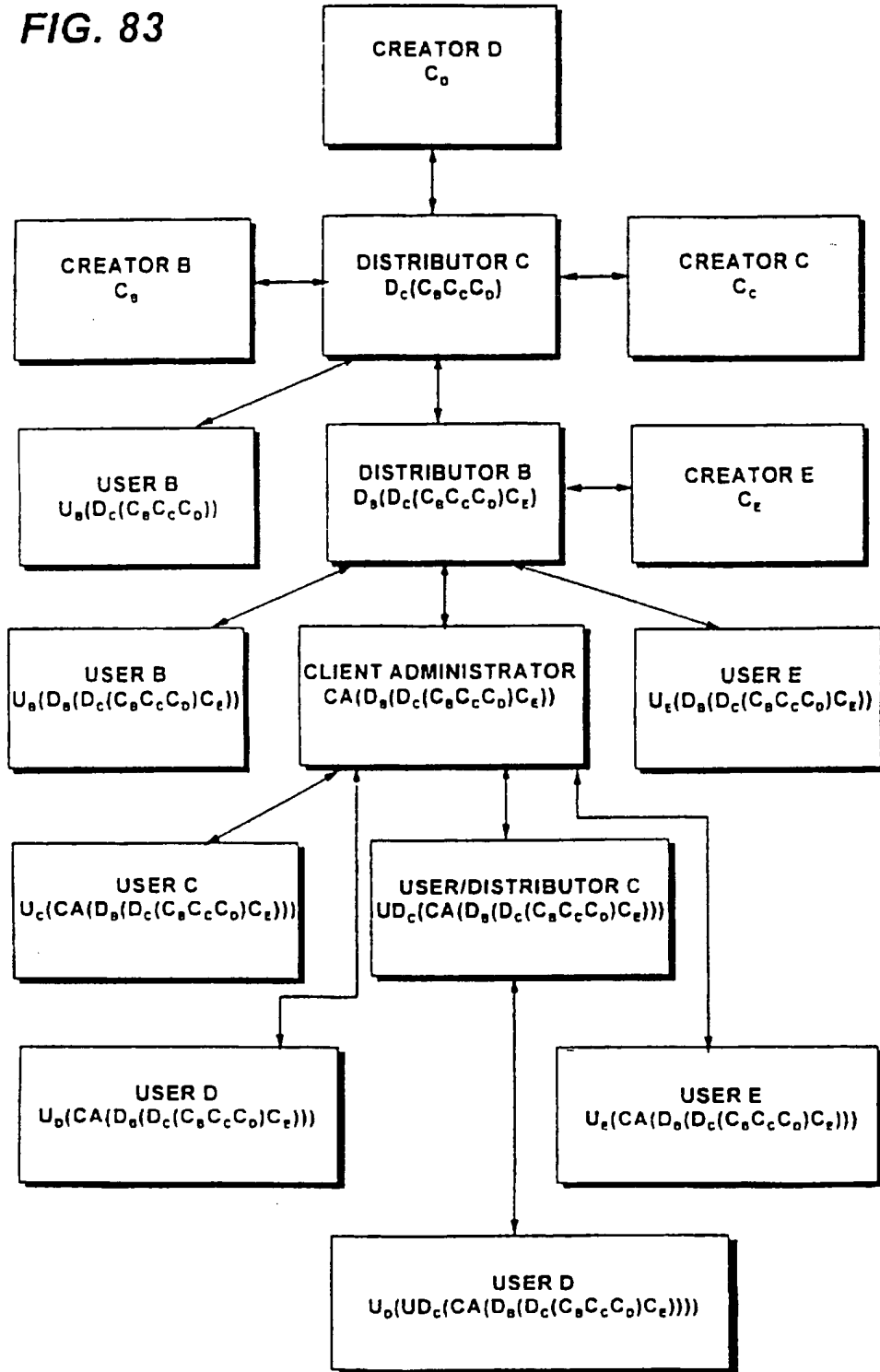
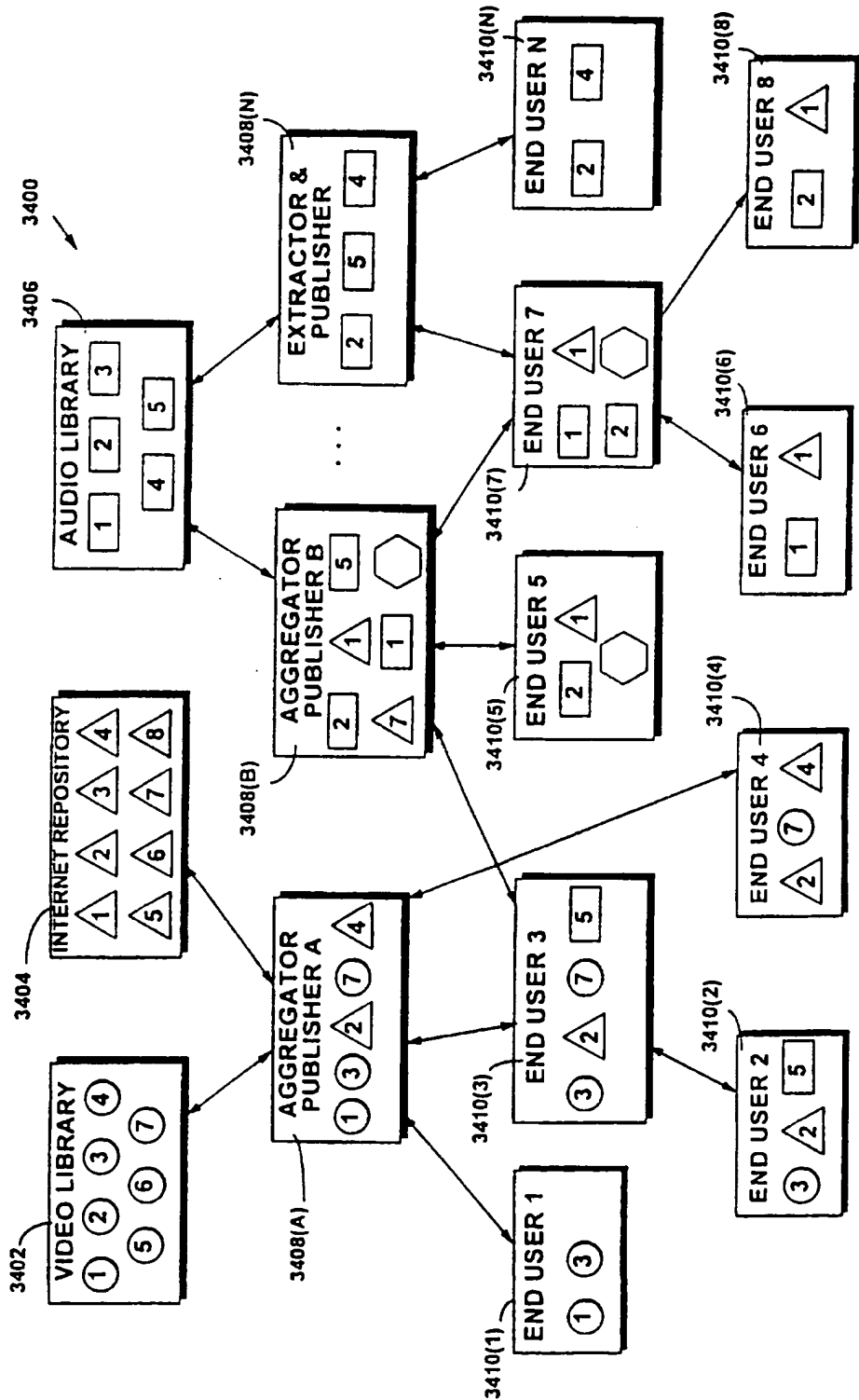
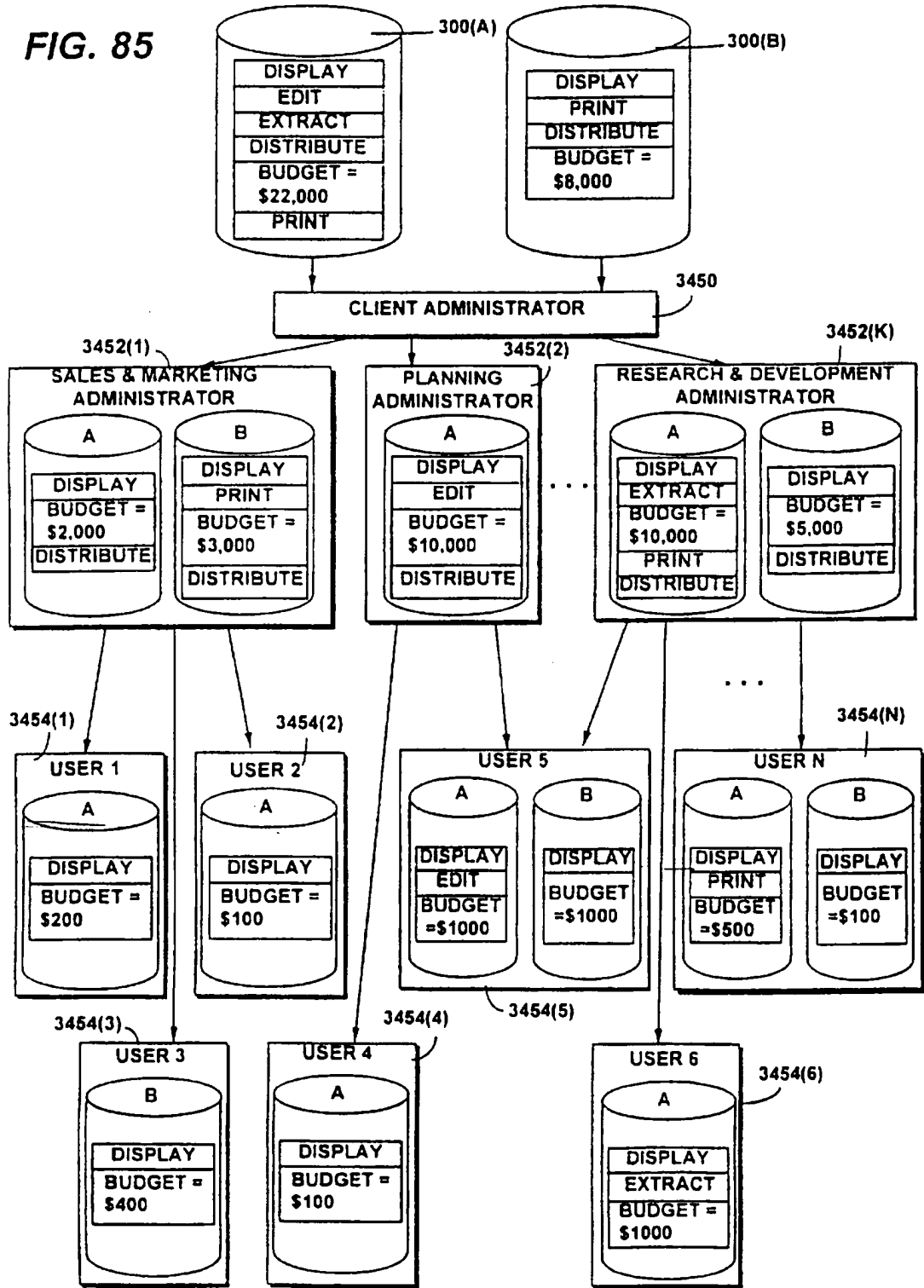


FIG. 84



161/163

FIG. 85



SUBSTITUTE SHEET (RULE 26)

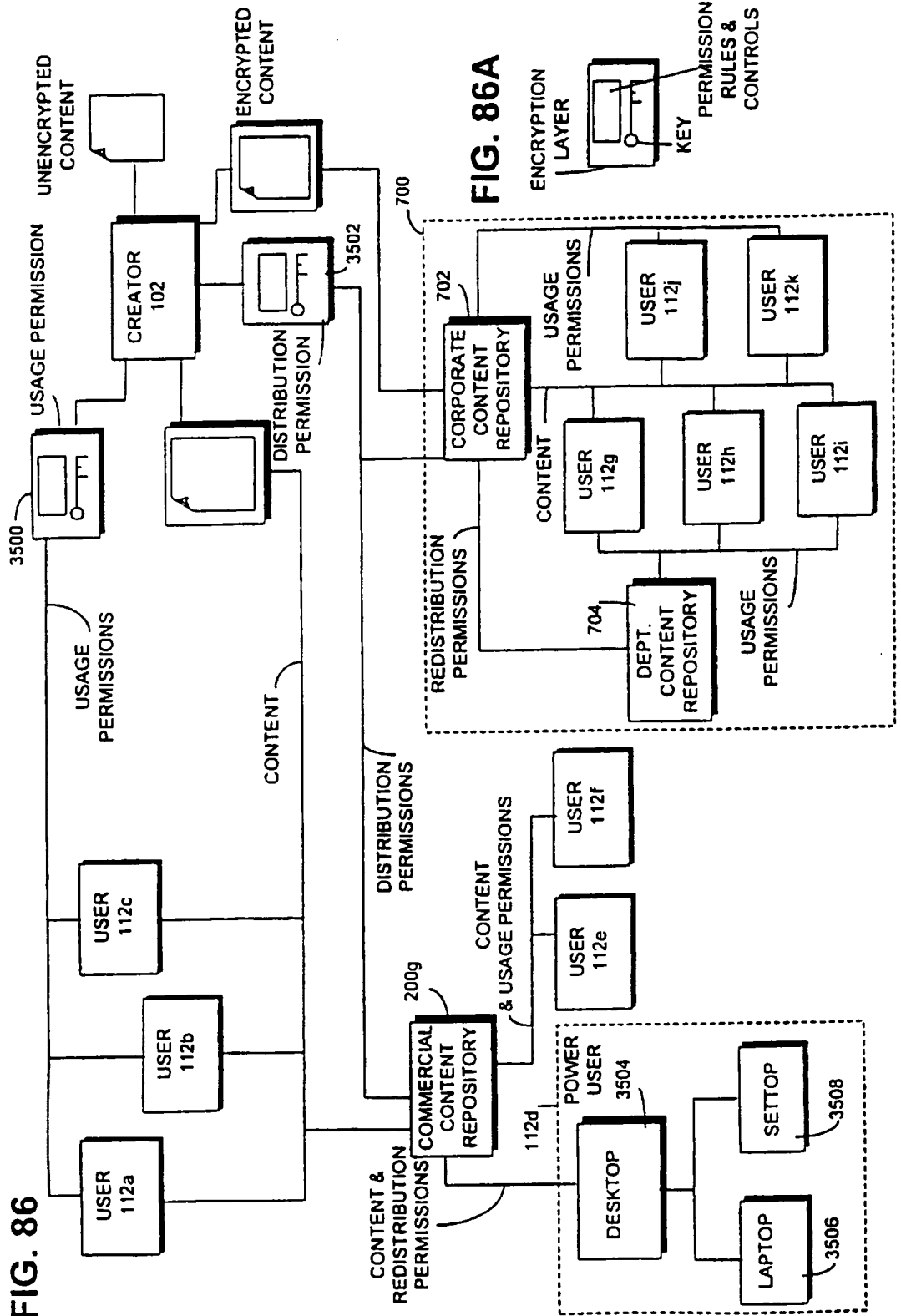


FIG. 86A

FIG. 86

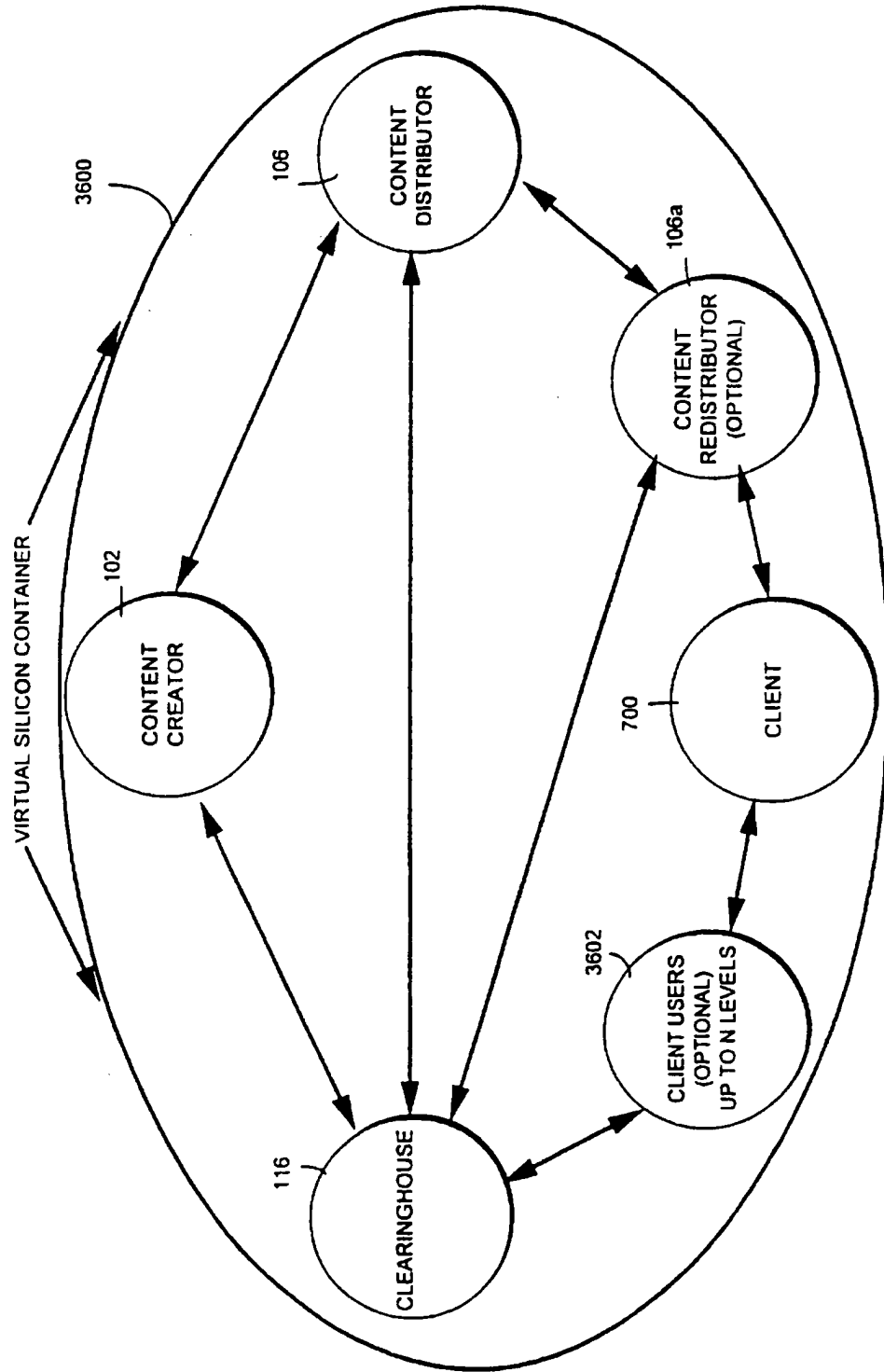


FIG. 87

SUBSTITUTE SHEET (RULE 26)



# INTERNATIONAL SEARCH REPORT

International Application No  
PCT/US 97/15243

<b>A. CLASSIFICATION OF SUBJECT MATTER</b> IPC 6 G06F1/00		
According to International Patent Classification (IPC) or to both national classification and IPC		
<b>B. FIELDS SEARCHED</b>		
Minimum documentation searched (classification system followed by classification symbols) IPC 6 G06F		
Documentation searched other than minimum documentation to the extent that such documents are included in the fields searched		
Electronic data base consulted during the international search (name of data base and, where practical, search terms used)		
<b>C. DOCUMENTS CONSIDERED TO BE RELEVANT</b>		
Category	Citation of document, with indication, where appropriate, of the relevant passages	Relevant to claim No.
X	CHOUDHURY A K ET AL: "COPYRIGHT PROTECTION FOR ELECTRONIC PUBLISHING OVER COMPUTER NETWORKS" IEEE NETWORK: THE MAGAZINE OF COMPUTER COMMUNICATIONS, vol. 9, no. 3 May 1995, pages 12-20, XP000505280 see the whole document	18
Y	WO 90 02382 A (INDATA CORP) 8 March 1990 see abstract; figures 2,12,13,15 see page 18, paragraph 3 - page 21, paragraph 2 see page 23, last paragraph - page 24, paragraph 1	1-10
A	--- -/--	11-17
<input checked="" type="checkbox"/> Further documents are listed in the continuation of box C.		
<input checked="" type="checkbox"/> Patent family members are listed in annex.		
* Special categories of cited documents :		
"A" document defining the general state of the art which is not considered to be of particular relevance "E" earlier document but published on or after the international filing date "L" document which may throw doubts on priority claim(s) or which is cited to establish the publication date of another citation or other special reason (as specified) "O" document referring to an oral disclosure, use, exhibition or other means "P" document published prior to the international filing date but later than the priority date claimed		
"T" later document published after the international filing date or priority date and not in conflict with the application but cited to understand the principle or theory underlying the invention "X" document of particular relevance; the claimed invention cannot be considered novel or cannot be considered to involve an inventive step when the document is taken alone "Y" document of particular relevance; the claimed invention cannot be considered to involve an inventive step when the document is combined with one or more other such documents, such combination being obvious to a person skilled in the art. "&" document member of the same patent family		
Date of the actual completion of the international search	Date of mailing of the international search report	
17 December 1997	29/12/1997	
Name and mailing address of the ISA European Patent Office, P.B. 5818 Patentlaan 2 NL - 2280 HV Rijswijk Tel. (+31-70) 340-2040, Tx 31 651 epo nl, Fax: (+31-70) 340-3016	Authorized officer  Powell, D	

INTERNATIONAL SEARCH REPORT

International Application No  
PCT/US 97/15243

C.(Continuation) DOCUMENTS CONSIDERED TO BE RELEVANT		
Category *	Citation of document, with indication, where appropriate, of the relevant passages	Relevant to claim No.
Y	EP 0 715 246 A (XEROX CORP) 5 June 1996 see the whole document	1-10
A	-----	11-17
A	US 5 224 163 A (GASSER MORRIE ET AL) 29 June 1993 see the whole document	11-16
A	-----	
A	WO 94 01821 A (SECURE COMPUTING CORP) 20 January 1994 see the whole document	17
A	-----	
A	WO 94 03859 A (INT STANDARD ELECTRIC CORP) 17 February 1994 see the whole document	17
	-----	

# INTERNATIONAL SEARCH REPORT

Information on patent family members

International Application No

PCT/US 97/15243

Patent document cited in search report	Publication date	Patent family member(s)	Publication date
WO 9002382 A	08-03-90	AU 4188289 A	23-03-90
		EP 0472521 A	04-03-92
		US 5247575 A	21-09-93
EP 0715246 A	05-06-96	US 5638443 A	10-06-97
		JP 8263439 A	11-10-96
US 5224163 A	29-06-93	NONE	
WO 9401821 A	20-01-94	US 5596718 A	21-01-97
		AU 663406 B	05-10-95
		AU 4672693 A	31-01-94
		EP 0649546 A	26-04-95
		JP 7509086 T	05-10-95
WO 9403859 A	17-02-94	EP 0606401 A	20-07-94
		JP 7502847 T	23-03-95



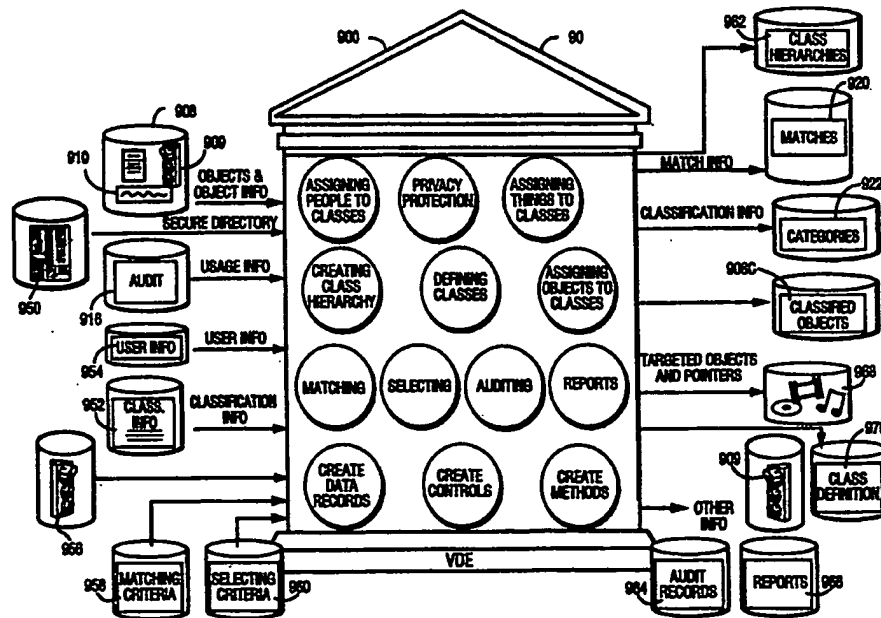
INTERNATIONAL APPLICATION PUBLISHED UNDER THE PATENT COOPERATION TREATY (PCT)

<p>(51) International Patent Classification <sup>6</sup> : <b>G06F 17/60</b></p>	<p><b>A2</b></p>	<p>(11) International Publication Number: <b>WO 99/24928</b> (43) International Publication Date: <b>20 May 1999 (20.05.99)</b></p>
<p>(21) International Application Number: <b>PCT/US98/23648</b> (22) International Filing Date: <b>6 November 1998 (06.11.98)</b> (30) Priority Data: <b>08/965,185</b>                      <b>6 November 1997 (06.11.97)</b>      <b>US</b> (71) Applicant: <b>INTERTRUST TECHNOLOGIES CORP.</b> [US/US]; 460 Oakmead Parkway, Sunnyvale, CA 94086 (US). (72) Inventors: <b>SHEAR, Victor, H.</b>; 5203 Battery Lane, Bethesda, MD 20705 (US). <b>VAN WIE, David, M.</b>; Apartment 216, 965 East El Camino Real, Sunnyvale, CA 94087 (US). <b>WEBER, Robert, P.</b>; 215 Waverley Street #4, Menlo Park, CA 94025 (US). (74) Agent: <b>FARIS, Robert, W.</b>; Nixon &amp; Vanderhye P.C., 8th floor, 1100 N. Glebe Road, Arlington, VA 22201 (US).</p>		<p>(81) Designated States: <b>AL, AM, AT, AU, AZ, BA, BB, BG, BR, BY, CA, CH, CN, CU, CZ, DE, DK, EE, ES, FI, GB, GE, GH, GM, HR, HU, ID, IL, IS, JP, KE, KG, KP, KR, KZ, LC, LK, LR, LS, LT, LU, LV, MD, MG, MK, MN, MW, MX, NO, NZ, PL, PT, RO, RU, SD, SE, SG, SI, SK, SL, TJ, TM, TR, TT, UA, UG, UZ, VN, YU, ZW, ARIPO</b> patent (GH, GM, KE, LS, MW, SD, SZ, UG, ZW), Eurasian patent (AM, AZ, BY, KG, KZ, MD, RU, TJ, TM), European patent (AT, BE, CH, CY, DE, DK, ES, FI, FR, GB, GR, IE, IT, LU, MC, NL, PT, SE), OAPI patent (BF, BJ, CF, CG, CI, CM, GA, GN, GW, ML, MR, NE, SN, TD, TG).</p> <p><b>Published</b> <i>Without international search report and to be republished upon receipt of that report.</i></p>

(54) Title: **SYSTEMS AND METHODS FOR MATCHING, SELECTING, NARROWCASTING, AND/OR CLASSIFYING BASED ON RIGHTS MANAGEMENT AND/OR OTHER INFORMATION**

(57) Abstract

Rights management information is used at least in part in a matching, narrowcasting, classifying and/or selecting process. A matching and classification utility system comprising a kind of Commerce Utility System is used to perform the matching, narrowcasting, classifying and/or selecting. The matching and classification utility system may match, narrowcast, classify and/or select people and/or things, non-limiting examples of which include software objects. The Matching and Classification Utility system may use any pre-existing classification schemes, including at least some rights management information and/or other qualitative and/or parameter data indicating and/or defining classes, classification systems, class hierarchies, category schemes, class assignments, category assignments, and/or class membership. The Matching and Classification Utility may also use at least some rights management information together with any artificial intelligence, expert system, statistical, computational, manual, or any other means to define new classes, class hierarchies, classification systems, category schemes, and/or assign persons, things, and/or groups of persons and/or things to at least one class.



**FOR THE PURPOSES OF INFORMATION ONLY**

Codes used to identify States party to the PCT on the front pages of pamphlets publishing international applications under the PCT.

AL	Albania	ES	Spain	LS	Lesotho	SI	Slovenia
AM	Armenia	FI	Finland	LT	Lithuania	SK	Slovakia
AT	Austria	FR	France	LU	Luxembourg	SN	Senegal
AU	Australia	GA	Gabon	LV	Latvia	SZ	Swaziland
AZ	Azerbaijan	GB	United Kingdom	MC	Monaco	TD	Chad
BA	Bosnia and Herzegovina	GE	Georgia	MD	Republic of Moldova	TG	Togo
BB	Barbados	GH	Ghana	MG	Madagascar	TJ	Tajikistan
BE	Belgium	GN	Guinea	MK	The former Yugoslav Republic of Macedonia	TM	Turkmenistan
BF	Burkina Faso	GR	Greece	ML	Mali	TR	Turkey
BG	Bulgaria	HU	Hungary	MN	Mongolia	TT	Trinidad and Tobago
BJ	Benin	IE	Ireland	MR	Mauritania	UA	Ukraine
BR	Brazil	IL	Israel	MW	Malawi	UG	Uganda
BY	Belarus	IS	Iceland	MX	Mexico	US	United States of America
CA	Canada	IT	Italy	NE	Niger	UZ	Uzbekistan
CF	Central African Republic	JP	Japan	NL	Netherlands	VN	Viet Nam
CG	Congo	KE	Kenya	NO	Norway	YU	Yugoslavia
CH	Switzerland	KG	Kyrgyzstan	NZ	New Zealand	ZW	Zimbabwe
CI	Côte d'Ivoire	KP	Democratic People's Republic of Korea	PL	Poland		
CM	Cameroon	KR	Republic of Korea	PT	Portugal		
CN	China	KZ	Kazakstan	RO	Romania		
CU	Cuba	LC	Saint Lucia	RU	Russian Federation		
CZ	Czech Republic	LI	Liechtenstein	SD	Sudan		
DE	Germany	LK	Sri Lanka	SE	Sweden		
DK	Denmark	LR	Liberia	SG	Singapore		
EE	Estonia						



categories, and/or category schemes using at least some rights management information.

### **BACKGROUND AND SUMMARY OF THE INVENTIONS**

5           The modern world gives us a tremendous variety and range of options and choices. Cable and satellite television delivers hundreds of different television channels each carrying a different program. The radio dial is crowded with different radio stations offering all kinds of music, news, talk, and anything else one may care to listen  
10 to. The corner convenience store carries newspapers from around the country, and a well stocked newsstand allows you to choose between hundreds of magazines and publications about nearly every subject you can think of. Merchandise from all corners of the world is readily available at the shopping mall or by mail order. You can pay by  
15 check, in cash, or using any number of different kinds of credit cards and ATM cards.

          This tremendous variety is good, but it also presents problems. Sometimes, it is hard or inefficient for us to find what we want and need because there are too many things to evaluate and choose from,  
20 and they are often located in too many places. We can waste a lot of time searching for the things we need or want at the right price, with the rights features, and at a particular time.

          Sometimes, we never find things that satisfy what we feel we need or want. This happens when we don't know what to look for,

how to look for it, or don't have the necessary assistance or tools to search successfully. For example, we may not know the best way of looking for something. Sometimes, we know what we are looking for but can't express or articulate it in ways that help us look. And  
5 sometimes, we don't even know what we are looking for. You may know you need something, know its missing, but never really know how to communicate to others what you are looking for. For example, someone who speaks only English may never find resources using Japanese or Spanish. In general, we often don't have the time  
10 or resources to look for all the things that would give us the most benefit or make us the most satisfied.

**It's Hard To Find Mass Media Things You Want Or Need.**

Figure 1A shows, as one example, how frustrating it can be to  
15 find anything to watch on the hundreds of television channels that may be available. The man in Figure 1A spends a lot of time "channel surfing," trying to find something he is interested in watching. He may be moderately interested in golf, but may not like the particular golf tournament or golf players being broadcast at 7  
20 o'clock on a particular channel. After flipping through other channels, he might think an action movie looks interesting only to find out after watching it for a while that he isn't really interested in it after all. A documentary on horses also seems interesting at first, but he finds it boring after watching it awhile because it doesn't give him  
25 the kind of information he is interested in. The whole process can be



frustrating and he may feel he wasted a lot of time. Figure 1B shows the man getting so frustrated at the wasted time and energy that he thinks that maybe watching television is just not worth it . What the man really needs is a powerful yet efficient way to find those things  
5 that most satisfy his desires -- that is, match his needs and/or his interests.

### **Our Mail Overloads Us With Things We Don't Want or Need**

The same thing can happen with information sent to us in the  
10 mail. It can be fun to receive some kinds of mail, such as personal letters, or magazines and catalogs on topics of personal interest. Certain other mail, such as bills, may not be fun but are usually important. Unfortunately, our mailboxes are typically overflowing with yet another kind of mail commonly referred to as "junk mail."  
15 The person in Figure 2 finds his mailbox stuffed to the overflowing point with mail he never asked for and has absolutely no interest in. Most of this junk mail ends up unread and in the trash. However, it can take a long time to sort through all this mail to be sure you are only throwing out only the junk mail and not the good mail you are  
20 interested in or need. For example, it's sometimes hard to distinguish credit card bills from offers for new credit cards you don't need or want. Wouldn't it be useful if your mail could be automatically "cleaned" of the mail you had no interest in and you received only the mail you wanted or needed?

Sorting through things to identify things you might want, then selecting what you actually want, can be a frustrating and time consuming experience. For example, it wastes the time of the person who receives the junk mail, and it also wastes the time, money and effort of the people who spend their money to send mail to people hoping that they will buy their products.

As frustrating as finding and selecting may be to consumers, they often create even greater problems for businesses and people who want to locate or provide information, goods and services. It is often said, that in the world of business, "Information is Power" and "efficiency is the key to success." To find or sell the most relevant or useful information and to provide the ability to most efficiently allow business to operate at its best, we need easy-to-use tools that can help us navigate, locate, and select what matches our interests. In the modern world, it is often difficult to find out what different people like, and to supply people with the opportunity to select the best or most satisfying choices.

Past attempts outside the computer world to match up people with information, goods and/or services have had limited success. For example, attempts to "target" mass mailings may increase the chance that they will go to people who are interested in them, but the entire process is still very wasteful and inefficient. It is considered a good success rate to match the interests of only a few percent of the recipients of "junk" mail. Telemarketing campaigns that use the

telephone to reach potential consumers can be very expensive, very annoying to consumers who are not interested in the products being marketed, and very costly and inefficient. A much more ideal situation for all concerned is enabling businesses to send information  
5 only to individual consumers likely to find the information interesting, desirable, convincing, and/or otherwise useful. That way, businesses save time and money and consumers aren't unproductively hassled by information, phone calls, junk mail, junk e-mail and the like. However, right now it is extremely difficult to accomplish this  
10 goal, and so businesses continue to annoy consumers while wasting their own time, money, and effort.

**Because of the Vast Amount of Information Available, Even Systems that Provide a High Degree of Organization May Be Difficult to Use or Access**

15           You can find yourself wasting a lot of time finding things -- even in places where finding things is supposed to be easy. For example, a library is a place where you can find all sorts of useful information but can also waste a lot of time trying to find what you are looking for. Modern libraries can be huge, containing tens or  
20 even hundreds of thousands or millions of different books, magazines, newspapers, video tapes, audio tapes, disks, and other publications. Most libraries have an electronic or manual card catalog that classifies and indexes all of those books and other materials. This classification system is useful, but it often has significant  
25 limitations.

For example, normally a card catalog will classify materials based only on a few characteristics (for example, general subject, author and title). The boy in Figure 3 is looking for information on American League baseball teams during World War II for a high school report. The card catalog led to the general subject of baseball and other sports, but, looking at the catalog, he can't identify any books that seem to provide the specific information he wants to see, so he must rely on books classified as "histories of sports" or "histories of baseball." He can spend lots of time looking through the books on the shelves, going back to the card catalog, and going back to the shelves before he finds a reference that's reasonably helpful. He may need to go ask an expert (the librarian) who is familiar with the books the library has on sports and may know where to look for the information. Even then, the boy may need to flip through many different books and magazines, and look in many different places within the library before he finds the information he is looking for.

### **Finding Products You Want or Need Can Be Very Difficult and Time Consuming**

The same kind of frustrating experience can happen when you shop for a particular kind of item. While some people enjoy shopping, and have fun seeing what is in various stores, many people dislike spending time shopping, searching for the best or most affordable item. And sometimes even people who like to shop don't have the time to shop for a specific item.

For example, the man in Figure 4 goes into a shopping mall looking for a tie to fit very tall people. He didn't wear a tie to work that day, but, at the last minute, an important meeting was scheduled for later that day and he needs to dress up. The shopping mall has a large variety of stores, each selling a range of merchandise. But the man may only have a short time to look. For example, he may be on his lunch break, and needs to get back to work soon. He can't spend a lot of time shopping. He may therefore need to rely on tools to help him identify where he wants to buy the tie. Perhaps he uses a mall directory that classifies the different stores in terms of what kinds of merchandise they sell (for example, clothing, books, housewares, etc.). Perhaps he asks at the malls help desk staffed by "experts" who know what is available in the shopping mall. But even these resources may not tell him where to buy Italian silk ties that are discounted and cost \$20. So he does the best he can with the available resources.

### **These Problems Are Worse in the Digital World**

The electronic or digital world offers a rapidly growing, vast array of electronically published products and services. For example, computer superstores have a dizzying array of different software products. Furthermore, music is now published primarily in digital form on optical disks, and video will soon be published that way too. And, of particular interest related to certain of the inventions described by this document, the Internet now has millions of home pages with an overwhelmingly variety and quantity of digital

information, and, these millions of home pages, in turn, point or "link" to millions of other web pages as well.

Today, for example, you can use the Internet to:

- 5                   • read electronic newspapers, books and magazines and see them on your computer screen;
- get music in electronic form and play it using your computer;
- send and receive electronic mail all over the world;
- 10               • download reports and other information compiled by governments, companies, industries, universities, and individuals;
- watch videos and animations;
- play games with "cyber-friends" located around the world;
- 15               • chat with individuals and groups who share at least some interests in common;
- participate in "virtual reality" worlds, games, and/or experiences;
- (offer to) buy, and/or (offer to) sell nearly anything;
- 20               and
- conduct electronic transactions and commerce.

Today on the Internet and you can also find nearly anything and everything you can possibly imagine, although finding exactly what you really want may be time consuming and frustrating. This is

because the Internet and World Wide Web provide perhaps the best example of an environment that is particularly hard to navigate. There are an overwhelming number of choices -- too many to easily relate to or understand -- and many of which are terribly hard to find, 5 even using the various Web searching "engines." The Internet is particularly exciting because it has the potential to provide to nearly everyone access to nearly every kind of information. Information can also come from an almost limitless variety of sources. But today, so much information on the Internet is superficial or useless, and too 10 many choices can be more a curse than a blessing if you don't have meaningful, easy ways to eliminate all but a relatively few choices. And the situation will only become much worse as more Web sites appear, and as digital information is distributed in "objects" or "containers" providing enhanced security and privacy but possibly 15 more difficult access and identifiability.

As time passes, more and more valuable and desirable information will be available in digital containers. However, unless tools are developed to solve the problem, there will be no efficient or satisfying means to sort through the potentially trillions of digital 20 containers available on tens of millions of Web pages, to find containers satisfying a search or fulfilling an information need. Furthermore, existing information searching mechanisms typically provide no way to readily perform a search that matches against underlying commercial requirements of providers and users.

### **It Will Be Difficult to Find Rights Management Scenarios Matching Your Requirements**

If, for example, you have an auto repair newsletter and you want to create an article containing information on auto repair of Ford  
5 Bronco vehicles, you may wish to look for detailed, three dimensional, step-by-step "blow-up" mechanical images of Ford Bronco internal components. Perhaps these are available from hundreds of sources (including from private individuals using new, sophisticated rendering graphics programs, as well as from  
10 engineering graphics firms). Given the nature of your newsletter, you have decided that your use of such images should cost you no more than one penny to redistribute per copy in quantities of several thousand -- this low cost being particularly important since you will have numerous other costs per issue for acquiring rights to other  
15 useful digital information products which you reuse and, for example, enhance in preparing a particular issue. You therefore wish to search and match against rights management rules associated with such products -- non-limiting examples of which include:

- cost ceilings,
- 20 • redistribution rights (e.g., limits on the quantity that may be redistributed),
- modification rights,
- class related usage rights,
- category related usage rights,



- sovereignty based licensing and taxation fees,
- import and export regulations, and
- reporting and/or privacy rights (you don't want to report back to the product provider the actual identity of your end users and/or customers.

If you can't match against your commercial requirements, you may be forced to waste enormous amounts of time sifting through all of the available products matching Ford Bronco internal components - or you may settle for a product that is far less than the best available (settling on the first adequate product that you review).

### **Computers Don't Necessarily Make It Easier to Find Things**

Anyone who has ever used the Internet or the World Wide Web knows that networks, computers and electronics, when used together, do not necessarily make the overall task of finding information easier. In fact, computers can make the process seem much worse. Most Internet users will probably agree that trying to find things you are interested on the Internet can be a huge time drain. And the results can be very unsatisfactory. The rapid growth rate of information available on the Web is continually making this process of finding desired information even harder. You can spend many hours looking for information on a subject that interests you. In most cases, you will eventually find some information of value -- but even using today's advanced computer search tools and on-line directories, it can

take hours or days. With the advent of the technology advances developed by InterTrust Technologies Corp. and others, publishers will find it far more appealing to make their valuable digital information assets available on-line and to allow extractions and modifications of copyrighted materials that will vastly expand the total number of information objects. This will enormously worsen the problem, as the availability of valuable information products greatly expands.

#### **It Is Usually Hard to Find Things On the Internet**

There are many reasons why it is difficult to find what you want on the Internet. One key reason is that, unlike a public library, for example, there is no universal system to classify or organize electronic information to provide information for matching with what's important to the person who is searching. Unlike a library, it is difficult on the Internet to efficiently browse over many items since the number of possible choices may be much larger than the number of books on a library shelves and since electronic classification systems typically do not provide much in the way of physical cues. For example, when browsing library shelves, the size of a book, the number of pictures in the book, or pictures on magazine covers may also help you find what you are interested in. Such physical cue information may be key to identifying desired selections from library resources. Unfortunately, most digital experiences typically do not provide such cues without actually loading and viewing the work in digital form.

Thus, another reason why the electronic or digital world can make it even harder to find information than ever before has to do with the physical format of the information. The digital information may provide few or no outward cues or other physical characteristics that could help you to even find out what it is – let alone determine whether or not you are interested in it, unless such cues are provided through special purpose informational (for example, graphical) displays. On the Internet, everyone can be an electronic publisher, and everyone can organize their offerings differently -- using visual cues of their own distinctive design (e.g., location on a web page, organization by their own system for guiding choices). As one example, one publisher might use a special purpose graphical representation such as the video kiosk to support an electronic video store. Other publishers may use different graphical representations altogether.

Historically, there has been no particular need for consistent selection standards in conventional, non-electronic store based businesses. Indeed, it is often the unique display and choice selection support for customers' decision processes that make the difference between a successful store and a failure. But in the electronic world--where your choice is not among a few stores but rather is a choice among potentially thousands or even millions of possibly useful web sites and truly vast numbers of digital containers -- the lack of a consistent system for describing commercially significant variables that in the "real" world may normally be provided by the

display context and/or customized information guidance resource (catalog book, location of goods by size, etc.) seriously undermines the ability of digital information consumers to identify their most desirable choices.

5           Adding to this absence of conventional cues, the enormity of available choices made available in cyberspace means that the digital information revolution, in order to be practical, must provide profoundly more powerful tools to filter potentially desirable opportunities from the over abundance of choices. In sum, the  
10 absence of the ability to efficiently filter from a dimensionally growing array of choices, can completely undermine the value of having such a great array of choices.

          In the "real" world, commercial choices are based on going to the right "store" and using the overall arrays of available information  
15 to identify one's selection. However, as information in digital and electronic form becomes more and more important, the problem of relating to the vast stores of information will become a nightmare. For example, picture yourself in a store where each shopping aisle is miles long, and each item on the shelf is packaged in the same size  
20 and color container. In an actual store, the product manufacturers put their products into brightly colored and distinctively shaped packages to make sure the consumer can readily find and select their product. These visual cues distinguish, for example, between a house brand

and a specific name brand, between low fat and regular foods, and between family size and small size containers.

On the Internet, a digital "store" is likely to be many stores with vast resources integrating products from many parties. If you were  
5 limited to conventional classification and matching mechanisms, you would be unable to sift through all the material to identify the commercially acceptable, i.e., an item representing the right information, at the right price, providing license rights that match your interests. Certainly, if each digital package looks the same, you  
10 are at a loss in making reasonable decisions. You can't tell one from another just by looking at it.

While information written on the "outside" of a digital package may be useful, you simply don't have the time to read all the packages, and anyway, each packager may use different words to  
15 describe the same thing and the descriptions may be difficult to understand. Some people may write a lot of information on the outside of their package, and others may write little or nothing on the outside of the package. If there is no universal system agreed upon by everyone for defining what information should be written on the  
20 outside of the package and how it should be formatted, using such a store would be painfully difficult even if you could limit the number of choices you were evaluating.

**There is a Need For Efficient and Effective Selection  
Based, at Least in Part, on Rights Management  
Information**

5 Unlike a real store where all breakfast cereals are shelved  
together and all soft drinks are in the same aisle, there may be no  
single, universal way to display the organization of all of the  
information in a "digital store" since, by its nature, digital information  
frequently has many implications and associated rules. For example,  
there now exist highly developed rights management systems such as  
10 described in U.S. Patent application Serial No. 08/388,107 of Ginter  
et al., filed 13 February 1995, for "Systems And Methods For Secure  
Transaction Management And Electronic Rights Protection (hereafter  
"Ginter et al") – the entire disclosure (including the drawings) of  
which is expressly incorporated into this application as if expressly  
15 set forth herein. Many rules associated with any given piece of digital  
information may, combinatorially, given rise to many, very different,  
commercial contexts that will influence the use decisions of different  
potential users in many different ways (e.g., cost, auditing, re-use,  
redistribution, regulatory requirements, etc.).

20 No readily available systems developed for the digital  
information arena provide similarly satisfying means that describe the  
many commercial rules and parameters found in individual custom  
catalogs, merchandise displays, product specifications, and license  
agreements. Further, no readily available mechanisms allow

"surfing" across vast choice opportunities where electronic matching can single out those few preferred items.

As one example, picking an appropriate image may involve any or all of the following:

- 5           • price,
- republishing (redistribution) rights,
- rights to extract portions,
- certified usable in certain sovereignties (e.g.,  
              pornographic content not allowed in Saudi Arabia),
- 10          • size,
- format, etc.,
- use and reuse administrative requirements (e.g., which  
              clearinghouses are acceptable to rightsholders, what is  
              the requirement for reporting usage information – is the  
15          name of your customer required, or only the use class(es)  
              or none -- is advertising embedded), and
- other features.

No previously readily available technology allows one to efficiently make selections based on such criteria.

20           By their nature, and using the present inventions in combination with, amongst other things, "Ginter et al", the packages in a digital store may be "virtual" in nature -- that is, they may be all

mixed up to create many, differing products that can be displayed to a prospective customer organized in many different ways. This display may be a "narrowcasting" to a customer based upon his matching priorities, available digital information resources (e.g., repository, property, etc.) and associated, available classification information. In the absence of an effective classification and matching system designed to handle such information, digital information of a particular kind might be just about anywhere in the store, and very difficult to find since the organization of the stores digital information resources have not been "dynamically" shaped to the matching interests of the potential customer.

#### **These Inventions Solve These Problems**

The present inventions can help to solve these problems. It can give you or help you to find the things you like, need or want. For example, it can deliver to you, (including narrowcasting to you), or help you to find:

- things that match your interests;
- things that match your lifestyle;
- things that match your habits;
- things that match your personality;
- things you can afford and/or accept your preferred payment method;
- things that help you in your work;
- things that help you in your play;



- things that help you to help others;
- things that other people who are similar to you have found helpful,
- things that fulfill the commercial objective or requirements of your business activities; and
- things that will make you happy and fulfilled.

The present inventions can expand your horizons by helping you to find interesting or important things, things that you enjoy, things that optimize your business efficiency, and things that help you make the best digital products or services you can -- even if you didn't know precisely what or how to look for what you may need. It can also help you by allowing things you didn't know existed or know enough to look for -- but that you may be interested in, want or need -- to find you.

**15 The Present Inventions Can Use "Metaclasses" to Take Multiple Classifications Into Account**

In some areas, multiple classifications may already exist and thus it is important for a consumer to be able to find what he or she is looking for while taking into account not only that there may be multiple classifications, but also that some classifications may be more authoritative than others. For example, Consumer Reports may be more authoritative on certain topics than more casual reviews published, for example, in the local weekly newspapers.

As another example, consider a book that rates restaurants according several factors, including, for example, quality, price, type of food, atmosphere, and location. In some locations there may be many guides, but they may review different sets of restaurants. One  
5 guide may rate a particular restaurant highly while one or more others may consider it average or even poor. Guides or other sources of ratings, opinions, evaluations, recommendations, and/or value may not be equally authoritative, accurate, and/or useful in differing circumstances. One consumer may consider a guide written by a  
10 particular renowned expert to be more authoritative, accurate, and/or useful than a guide reflecting consumer polls or ballots. However, another consumer may prefer the latter because the second consumer may perceive the tastes of those contributing opinions to be closer to his or her own tastes than those of the experts.

15 In accordance with the present inventions, a person may be able to find a restaurant that meets specified criteria – for example, the highest quality, moderately priced Cantonese and/or Hunan Chinese food located in Boston or Atlanta – while weighting the results of the search in favor of reviews from travel books rather than from the local  
20 newspapers. As this example indicates, the searching may be according to class of authoritative source (and/or classes sources considered authoritative by the consumer) instead of weighting individual reviewers or sources. Thus in accordance with the present inventions, search may be performed at least in part based on classes  
25 of classes, or "metaclasses."

### **The Present Inventions Can Make Choices Easier**

One simple way to look at some examples of the present inventions is as a highly sensitive electronic "matchmaker" that matches people or organizations with their best choices, or even  
5 selects choices automatically. The present inventions can match people and/or organizations with things and/or services, things with other things and/or services, and/or even people with other people. For example, the matching can be based on profiles that are a composite of preference profiles of one or more specific users, one or  
10 more user groups, and/or organizations -- where the contribution of any given specific profile to the composite profile may be weighted according to the specific match circumstances such as the type and/or purpose of a given match activity.

Figure 5 shows a simplified example of an electronic  
15 matchmaker that can match up two people with like interests. Sarah loves hiking, country and western music, gardening, movies and jogging. Mark loves movies, hiking, fast cars, country and western music, and baseball. The electronic matchmaker can look at the interests, personalities and/or other characteristics of these two people  
20 and determine that they are compatible and should be together -- while maintaining, if desired, the confidentiality of personal information. That is, unlike conventional matchmaking services, the present inventions can keep personal information hidden from the service provider and all other parties and perform matching within a

protected processing environment through the use of encryption and protected processing environment-based matching analysis.

For example, certain matching of facts that are maintained for authenticity may be first performed to narrow the search universe.

- 5 Then, certain other matching of facts that are maintained for secrecy can be performed. For example, matching might be based on shared concerns such as where two parties who have a given disability (such as cancer or HIV infection) that is certified by an authority such as a physician who is certified to perform such certification; or the same
- 10 income level and/or bank account (as certified by an employer and/or financial authority such as a bank). Some or all of such secret information may or may not be released to matched parties, as they may have authorized and/or as may have been required by law when a match is achieved (which itself may be automatically managed within
- 15 a protected processing environment through the use of controls contributed by a governmental authority).

- Figure 5A shows an electronic matchmaker that matches an electronic publisher with mystery stories for his quarterly electronic mystery anthology, where the matching is based on price,
- 20 redistribution rights, editing rights, attribution requirements (attributing authorship to the author), third party rating of the writers quality, length of story, and/or the topical focus of the story (for example). Here, rule managed business requirements of publisher and writers are matched allowing for great efficiency in matching,

coordination of interests, and automation of electronic business processes and value chain activities.

The convenience of the "electronic matchmaker" provided in accordance with the present inventions extends to commerce in physical goods as well -- as illustrated in Figure 5b. In this non-limiting example, the electronic matchmaker is communicating to the consumer via the Internet and World Wide Web. The matchmaker has found the lowest quoted price for a Jeep sports utility model given, in this one example, a multitude of factors including:

- 10           •     model,
- color,
- options package,
- availability, and
- discounts resulting from the consumer's membership in  
15           certain classes (such as membership in the American Association of Retired Persons, membership in the American Automobile Association, and being a graduate of Stanford University).

Membership in these associations and alumni status may be conveyed  
20   or indicated by possession of a special electronic document called a "digital certificate," "membership card," and/or other digital credential that warrants or attests to some fact or facts.

Thus, the electronic matchmaker provided in accordance with these inventions can also match people with things. Figure 6 shows two people, Harry and Tim. Harry loves sports most of all, but also wants to know a little about what is going on in the business world.

5 The business world is most important to Tim, but he likes to keep up with the baseball scores. The electronic matchmaker in accordance with these inventions can learn about what Harry and Tim each like, and can provide information to a publisher so the publisher can narrowcast a newspaper or other publication customized for each of

10 them. A newspaper company can narrowcast to Harry lots of sports information in his newspaper, and it can narrowcast to Tim mostly business information in his newspaper. In another example, Harry's newspaper may be uniquely created for him, differing from all other customized newspapers that emphasize sports over business

15 information. But information that Harry and Tim respectively want to maintain as authentic or secret can be managed as such.

The electronic matchmaker can also match things with other things. Figure 7 shows how the electronic matchmaker can help a student put together a school project about big cats. The electronic

20 matchmaker can help the student locate and select articles and other material about various kinds of big cats. The electronic matchmaker can, for example, determine that different articles about tigers, lions and cheetahs are all about big cats – but that articles about elephants and giraffes are not about big cats. If there is a charge for certain

25 items, the electronic matchmaker can find only those items that the

student can afford, and can make sure the student has the right to print pictures of the big cats. The electronic matchmaker can help the student to collect this information together so the student can make a colorful poster about big cats.

5           The electronic matchmaker can match up all sorts of different kinds of things. Figure 8 shows the electronic matchmaker looking at three different objects. The matchmaker can determine that even though objects A and C are not identical, they are sufficiently similar that they should be grouped together for a certain purpose. The  
10       electronic matchmaker can determine that for this purpose, object B is too different and should not be grouped with objects A and C. For a different purpose, the electronic matchmaker may determine that objects A, B and C ought to be grouped together.

15       **The Present Inventions Can Make Use of Rights Management Information**

          How does the electronic matchmaker find out the information it needs to match or classify people and things? In accordance with a feature provided by these inventions, the electronic matchmaker gets information about people and things by using automated,  
20       computerized processes. Those processes can use a special kind of information sometimes known as rights management information. Rights management information may include electronic rules and/or their consequences. The electronic matchmaker can also use information other than rights management information.

An example of rights management information includes certain records about what a computer does and how it does it. In one simple example, records may give permission to read a particular news article if that the customer is willing to pay a nickel to purchase the article and that the nickel may be paid using a budget provided by a credit card company or with electronic cash. A customer might, for example, seek only news articles from providers that take electronic cash and/or process information with a certain information clearinghouse as described in U.S. Patent application Serial No. 08/699,712 to Shear et al., filed 12 August 1996, for "Trusted Infrastructure Support Systems, Methods And Techniques For Secure Electronic Commerce Electronic Transactions And Rights Management" (hereafter "Shear et al") – the entire disclosure (including the drawings) of which is expressly incorporated into this application as if expressly set forth herein.

### **The Present Inventions Can Maintain Privacy**

Figure 9 shows one way in which the electronic matchmaker can get information about a person. In this example, the electronic matchmaker asks Jill to fill out a computer questionnaire about what she likes. The questionnaire can also ask Jill what information she wishes to be maintained as authentic, and what information (e.g., encrypted by the system) may be used for secure matching only within a protected processing environment and can not be released to another party, or only to certain specified parties. The questionnaire



answering process may be directly managed by a protected processing environment to ensure integrity and secrecy, as appropriate.

For example, the questionnaire may ask Jill whether she likes baseball and whether she is interested in volcanoes. The electronic matchmaker can also ask Jill if it is okay to look at records her computer maintains about what she has used her computer for in the past. These computer records (which the computer can maintain securely so that no one can get to them without Jill's permission) can keep a history of everything Jill has looked at using her computer over the past month and/or other time period – this process being managed, for example, through the use of a system such as described in the "Ginter et al."

Looking at Figure 10, Jill may have used her computer last week to look at information about baseball, volcanoes and Jeeps. With Jill's permission, the electronic matchmaker can employ a protected processing environment 154 (schematically shown here as a tamper-resistant "chip" within the computer – but it can be hardware-based, software-based, or a combination of hardware and software) to look at the computer's history records and use them to help match Jill up with other kinds of things she is or may be interested in. For example, the electronic matchmaker can let an electronic publisher or other provider or information gatherer (e.g., market survey conductor, etc.) know that Jill is interested in team sports, geology and sports utility vehicles with or without more revealing detail -- as managed

by Jill's choices and/or rights management rules and controls  
executing in her computer's protected processing environment 154.  
The provider can send information to Jill – either automatically or at  
Jill's request – about other, related things that Jill may be interested  
5 in.

Figure 11 shows an example of how rights management and  
other information Jill's computer maintains about her past usage can  
be useful in matching Jill up with things she may need or want. The  
computer history records can, for example, show that Jill looked at  
10 hockey information for three hours and football information for five  
hours during the past week. They can indicate that Jill uses a  
Discover credit card to pay for things, usually spends less than \$10 per  
item, averages \$40 per month in such expenses, and almost never  
buys new programs for her computer.

15 The electronic matchmaker can, with and subject to Jill's  
permission, look at and analyze this information. As one example,  
the electronic matchmaker can analyze relevant rules and controls  
provided by third parties who have rights in such information --  
where such rules are controlled, for example, by Jill's computer's  
20 protected processing environment 154. It can also look at and  
analyze Jill's response to computer questionnaires indicating that she  
likes baseball and football. The electronic matchmaker can, based on  
all of this information, automatically select and obtain videos and/or  
other publications for Jill about team sports and that cost less than

\$10 and that accept payment using a Discover card, so that Jill can preview and select those in which she may have a particular interest and desire to acquire.

Figure 12 shows that the electronic matchmaker can take into  
5 account computer history records for lots of different people. The  
electronic matchmaker can work with other rights management  
related computer systems such as "usage clearinghouses" (non-  
limiting examples of which are described in each of "Ginter et al" and  
"Shear et al") to efficiently collect rights management related  
10 information. The ability to collect history records from many  
different people can be very useful. For example, this can allow the  
electronic matchmaker to distinguish between things that are very  
popular and things that are not so popular.

The present inventions provide great increases in efficiency and  
15 convenience. It can save you a lot of time and effort. It can allow  
computers to do a lot of the work so you don't have to. It can allow  
you to compete with larger businesses -- and allow large business to  
function more efficiently -- by allowing the location of resources  
particularly appropriate for certain business activities. You can  
20 delegate certain complex tasks to a computer, freeing you to be more  
productive and satisfied with electronic activities. These automated  
processes can be "smart" without being intrusive. For example, they  
can learn about your behavior, preferences, changing interests, and  
even your personality, and can then predict your future interests based

on your past behavior and interest expressions. These processes can ensure confidentiality and privacy – so that no one can find out detailed information about you without your consent. Across the full range of personal and business activities, the present inventions allow  
5 a degree of basic efficiency, including automation and optimization of previously very time consuming activities, so that interests and possible resources are truly best matched.

The present inventions handle many kinds of important issues and addresses the widest range of information and rights and  
10 automation possibilities. For example, the present inventions are capable of handling (but are not limited to):

- consumer information;
- computer information;
- business information;
- 15 • entertainment information;
- other content information;
- information about physical products;
- all other kinds of information.

It can reflect and employ all kinds of rights to optimize  
20 matching processes, including:

- content rights;
- privacy rights;
- governmental and societal rights;
- provider rights;

- distributor rights;
- consumer rights;
- workflow rights;
- other value chain participant rights;
- 5 • work flow rights;
- business and personal rights and processes of all kinds.

It can employ all kinds of parameter information, including:

- budget,
- 10 • pricing
- redistribution
- location (of party, item, etc.)
- privacy
- identity authenticity and/or specificity
- 15 • any other parameter information.

Pricing (for example the price of a specific item) can be used in matching based upon price per unit and/ or total price for a volume purchase, price for renting, right to redistribute, cost for redistributing items, etc.

- 20 Privacy can be used for establishing matching contingent upon usage reporting requirements for viewing, printing, extracting, dedistributing, listening, payment, and/or requiring the reporting of

other information such as personal demographics such as credit worthiness, stored value information, age, sex, marital status, race, religion, and/or usage based generated profiling information based materially upon, for example, a users history of usage of electronic  
5 content and/or commercial transactions, etc.

Identity can be used for matching based upon, for example, such as the presence of one or more specific, class, and/or classes of certificates, including, for example, specific participant and/or group of participant, including value chain certificates as described in  
10 "Shear et al".

With the inventions described herein, commercial requirement attributes embodied in rules (controls and control parameter data) are employed in classification structures that are referenced by search mechanisms, either, for example, directly through reading rule  
15 information maintained in readable (not encrypted) but authentic (protected for integrity) form, through reading rule information maintained securely, through processes employing a protected processing environment 154 of a VDE node, and/or through the creation of one or more indexes and/or like purpose structures, that,  
20 directly, and/or through processes employing a protected processing environment 154, automatically compile commercial and other relevant (e.g., societal regulatory information such as a given jurisdiction's copyright, content access and/or taxation regulations) for classification/matching purposes.

The present inventions can employ computer and communication capabilities to identify information, including:

- topical classification such as described by conventional library classification systems,
- 5 • commercial characterizations -- including commercial parameter data such as pricing, size, quality, specific redistribution rights, etc.,
- creator (e.g., a publisher or manufacturer), distributor, societal, user, and other participant interests information,
- 10 • information generated by automated profiling of any and all of such parties or collections of parties,
- matching (including electronically negotiating a match) between the interests of any of such parties,
- where appropriate, the use of statistical procedures, expert systems, and artificial intelligence tools for  
15 profiling creation and/or analysis, matching, and/or negotiation.

The present inventions thus provide for optimal user, provider, and societal use of electronic cyberspace resources (for example,  
20 digital information objects available across the Internet, sent by direct broadcast satellite, transmitted over a cable TV system, and/or distributed on optical disk).

Of particular importance is the notion of classes of content, classes of users, and classes of providers. For example, the present inventions can make use of any/all of the following:

- 5                   • topical identification, for example, such as  
                    information represented in typical library subject  
                    and/or author and/or catalog and/or keyword search  
                    and retrieval information systems;
- 10                  • any commercial requirements, associated with the use  
                    of electronic information (and/or to products,  
                    including non-electronic products, and/or to any  
                    service), including information embodied in  
                    encrypted rules (controls and/or parameter data)  
                    governing rights in electronic value chain and  
                    electronic interaction contexts, and further including  
15                  information guaranteed for integrity;
- 20                  • any information descriptive of an available resource  
                    (which may include any information, product, and/or  
                    service, whether available in electronic and/or  
                    physical forms) such as: the quality of a digital  
25                  product as evaluated and ranked and/or otherwise  
                    specified by one or more third parties and/or  
                    independent third parties (e.g., Consumer Reports, a  
                    trusted friend, and/or a professional advisor), the size  
                    of a product, length in time in business of a service or  
                    in the market of a product, a product's or service's



market share, and/or subject governmentally and/or other societally imposed rules and/or integrity guaranteed descriptions, including any associated regulatory requirements, such as societal requirements granting and/or reporting access to information, for example, information on how to create a nuclear bomb to a confidential government auditing agency (this allowing free access to information while protecting societal rights);

5

10

- any information descriptive of a user and/or department and/or organization and/or class of users and/or departments and/or organizations (including, for example, such descriptive information encrypted and/or guaranteed for integrity) wherein such

15

20

information may include, for example, name, physical and/or network and/or cyber-wide logical network location, organizational and/or departmental memberships, demographic information, credit and/or trustworthiness information, and profile preference and usage history information, including any generated profile information reflecting underlying preferences, and/or classes based on said descriptive information and/or profiles.

### **Some Of The Advantageous Features And Characteristics Provided By The Present Inventions**

The classification, matching, narrowcasting, analysis, profiling, negotiation, and selection capabilities of the present inventions include the following capabilities (listed items are not mutually exclusive of each other but exemplary samples):

- Enables highly efficient provision of classes of information, entertainment, and/or services to classes of individuals and/or entities that have (and/or may obtain) the right(s) to such information and are likely to find identified information interesting, useful, and/or entertaining.
- The present inventions also provide systems and methods for efficiently determining class hierarchies, classification schemes, categories, and/or category schemes and/or the assignment of objects, persons and/or things to said class hierarchies, classification schemes, categories, and/or category schemes using at least some rights management information.
- Helps systems, groups, and/or individuals classify, locate, and/or obtain specific information and/or classes of information made available through so-called "publish and subscribe" systems and methods using, among other things, subject-based addressing and/or messaging-based protocol layers.

- Provides fundamentally important commercial and societal rules based filtering to identify desired electronic information and/or electronic information containers through the use of classification structures, profiling technology, and matching mechanisms that harness the vast information opportunities in cyberspace by matching the information needs of users against commercial and/or societal rules related to the use of available information resources, including, for example, commercial and/or societal consequences of digital information use imposed as provider requirements and specified through the use of, and enforced by the use of, a trusted rights management system such as described in “Ginter et al”.
- Enables content creators and/or distributors to efficiently "stock the shelves" of retail electronic content outlets and similar merchandisers (both electronic and hard goods) with products and/or services most likely to be purchased and/or used by the customers of such merchandisers. This includes both identifying and "stocking" the most desirable products and/or other user desired resources and optimally presenting such products and/or other

resources in a manner optimized for specific users and/or user classes.

- 5                   • Matching may be based on history of matching, that is, matching derived at least in part from previous matching, one non-exhaustive example of which includes learned matching for increasing efficiency.
- 10                  • Enables matching for value chains where the matching is against a plurality of co-participating value chain parties requirements and/or profiles against match opportunities, and/or matching by matches comprised of match input and/or aggregation of match rule sets of providers used to "dock" with one or more user needs, interests, requirements match sets.
- 15                  • Helps match persons and/or things using fuzzy matching, artificial intelligence (e.g., expert systems), and other methods that that match using plural match sets from providers and/or receivers.
- 20                  • Makes search easier by using smart agents that match at least in part using at least one class.
- 25                  • Helps bring buyers and sellers together through cross matching, where both parties offer to provide and/or receive content and/or physical goods for consideration, including barter matching and negotiated barter and other kinds of matching.

- Helps potential customers find those members (e.g., objects such as digital information containers) of any one or more classes of content most useful, entertaining, and/or interesting to them.
- 5 • Facilitates organizations securely and efficiently acquiring and distributing for internal use certain classes of content available from external providers and/or more securely and/or efficiently managing classes of their own content, including being able to
- 10 authorize certain classes of employees to use specified classes of internal and/or external content.
- Efficiently supporting matching between users and digital information where participants in a chain of handling and control have specified rules and usage
- 15 consequences for such digital information that may depend on class membership, for example, on class(es) of content and/or class(es) of value chain participants and/or classes of electronic events, wherein such participants include, for example, users
- 20 and/or participants contributing rules and consequences.
- Enables first individuals and/or organizations to locate efficiently other individuals, organizations, products, and/or services who have certain characteristics that
- 25 corresponds to such first individuals' and/or

organizations' interests, including interests generated by profiling information locally gathered through local event auditing at a VDE installation.

- 5                   • Facilitates businesses informing a customer about things of special interest to her or him, such as classes of goods, services, and/or content, including directing such information to a customer at least in part based on profiling information locally gathered at a VDE installation through local event auditing at a VDE installation.
- 10                   • Allows trading companies to match suppliers of certain classes of goods and/or services with those who desire to purchase and/or use those classes of goods and/or services, wherein such matches may include fulling a commercial business interaction and may further include one or more sequences of matches and/or nested matches (a sequence and/or grouping of matches within a given organization or group, wherein such matches may be required to occur in a certain order and/or participate along with other matches in a group of matches before a given match is fulfilled).
- 15                   • Enhances equity portfolio management by making easier for traders to identify those equities having certain desired characteristics, such as belonging to
- 20
- 25

the class of equities that will have the greatest positive effect on the value of the trader's portfolio given certain classes of information and assumptions. Such matches may take into account information

5 external to the fulfilment of a given trade, for example, one or more certain other market or specific variable thresholds must be met before an equity is traded, such as a certain rise in the an index stock value of, and/or revenue of, certain one or more

10 network hardware suppliers before a certain quantity of equity is purchased at a certain price for stock of a certain network hardware supplier raw network component manufacturer, and wherein, for example, such determinations can be performed highly

15 efficiently at a user VDE installation as the point of control, where such node receives such trusted information in, for example, VDE containers, as is necessary for a control decision to occur to purchase such equity of such network hardware supplier raw

20 component manufacturer.

- Makes easier automated foreign currency exchange by enabling currency traders to identify members of the class of possible trades and/or conversions that are likely to produce the best returns and/or minimize

25 losses.

- 5                   • Helps consumers and organizations manage their affairs more efficiently and effectively and helps providers of services by automatically matching users with services that meet certain specified criteria, such as, for example, U. S. and Swiss banks offering the highest interest rates on certain time based classes of bank deposit instruments.
- 10                  • Enables distributors of software and other content to identify one or more classes of users who are most likely to be interested in purchasing or otherwise using certain classes of software.
- 15                  • Enables rightsholders to employ rules and/or usage consequences dependent on membership in one or more classes where class membership may be indicated by possession of a special digital document called a "certificate."
- 20                  • Enables rightsholders to employ rules and/or usage consequences at least partially dependent on roles and responsibilities within an organization, where those roles and responsibilities may be indicated by possession of a digital certificate, digital membership card, and/or other digital credential.
- 25                  • Facilitates more efficient automation of manufacturing and other workflow processes by, for example, matching certain manufacturing steps and/or



processes with performance parameter data associated with available classes of equipment capable of performing those steps and/or processes.

- 5                   • Makes easier the administration and enforcement of government and/or societal rights by, for example, providing matching means for automatically applying certain classes of tax rules to appropriate classes of sales and other transactions.
- 10                  • Enables altering the presentation of information and/or other content depending on the matching between preferences of the user and one or more classes of content being presented.
- 15                  • Enables processing or altering (narrowcasting) of an event (e.g., the presentation of information and/or other content), for example, dynamically adjusting the content of an event, in response to a matching among the preferences and/or reactions of a user and/or user group, one or more classes of content being processed through one or more events, one or more classes of 20                  one or more users participating in and/or otherwise employing the one or more events, and/or event controls (i.e., rules and/or parameter data).
- 25                  • Allows the rules and usage consequences and the presentation of information to vary according to the difficulty of the information, including, for example,

adjusting the difficulty of an electronic game so that it is neither too frustratingly difficult nor too easy to use.

- 5                   • Enables a user to efficiently locate content in one or more particular classes, where class is defined at least in part by weighted topical classification, where, for example, a document or other object is classified in one or more categories where at least one category reflects the absolute or relative attention given to that class in the object being classified.  
10
- Facilitates users' creation of a new document from parts of two or more documents, where at least one of such parts is identified and/or retrieved based upon matching the part's membership in one or more  
15                   classes identified by trusted, commercial controls employed through the use of a rights management system.
- Enables users to search for, locate, and use only those parts of a document that belong to one or more  
20                   specified classes, including those parts having certain commercial controls, for example, reflecting acceptable usage restrictions and/or pricing.
- Enhances search and retrieval by creating new classes of content descriptors that incorporate various

disparate standards for content description and/or location.

- Allows consumers to easily locate services having certain specified characteristics, for example, gambling services offering the most favorable odds and/or specified rules for a particular game or games.
- Helps consumers obtain certain classes of tickets to certain classes of events.

The above capabilities, and others described in this application, are often ideally managed by distributed commerce nodes of a distributed, rights management environment embedded in or otherwise connected to the operating system clients of a distributed computing environment such as described in "Ginter et al" and further described in "Shear et al", and employing, for example, rules, integrity management, container, negotiation, clearinghouse services, and trusted processing capabilities described in "Ginter et al" and "Shear et al".

#### **The Present Inventions Make Use Of Many Kinds Of Information And/Or Data**

As discussed above, these inventions provide, among other things, matching, classification, narrowcasting, and/or selection based on rights management and other information. In particular preferred examples, these matching, classification, narrowcasting, and/or

selection processes and/or techniques may be based at least in part on rights management information. The rights management information may be an input to the process, it may be an output from the process, and/or the process can be controlled at least in part by rights management information. Information in addition to, or other than, rights management information may also be an input, an output, and/or a basis for controlling, the process and/or techniques.

Rights management information may be directly or indirectly inputted to the matching, classification and/or selection process. For example, rights management controls, rules and/or their consequences may be an input. Examples of such controls and/or rules include object registration related control set data, user related control set data and/or computer related control set data. In addition or alternatively, information provided based on control sets or rules and their consequences may be inputted. The following are examples of such information that may be provided based, for example, on rules and consequences:

- information exhaust;
- user questionnaires,
- audit trail related information;
- aggregated usage data;
- information measuring or otherwise related to user behavior;
- information measuring or otherwise related to user preferences;

- information measuring or otherwise related to user personality;
- information measuring or otherwise related to group behavior;
- 5     • information measuring or otherwise related to group preferences;
- information measuring or otherwise related to group culture
- 10    • information measuring or otherwise related to organizational behavior;
- information measuring or otherwise related to organizational preferences;
- information measuring or otherwise related to organizational culture;
- 15    • information measuring or otherwise related to institutional behavior;
- information measuring or otherwise related to institutional preferences;
- 20    • information measuring or otherwise related to institutional culture;
- information measuring or otherwise related to governmental behavior;
- information measuring or otherwise related to governmental preferences;

- information measuring or otherwise related to governmental culture;
- information measuring or otherwise related to societal behavior;
- 5     • information measuring or otherwise related to societal preferences;
- information measuring or otherwise related to societal culture;
- object history related information;
- 10    • other types of information;
- any combinations of information including, some, all or none of the information set forth above.

The processes, techniques and/or systems provided in accordance with these inventions may output rights management  
15 related information such as, for example:

- one or more control sets;
- various rules and/or consequences;
- information used by control sets;
- certificates;
- 20     • other rights management information.

In accordance with various preferred embodiments provided by these inventions, information other than rights management information may also be used, at least in part, as an input, output and/or to control the matching, classification, narrowcasting, and/or

selection processes, systems and/or techniques. Examples of such information include:

- content object information;
  - full text
  - 5 • portions of objects
  - portions of sub-objects
  - abstracts
  - metadata
  - other content object related information
- 10 • user information
  - census information
  - purchasing habits
  - credit and financial transaction related information
  - 15 • governmental records
  - responses to questionnaires
  - survey results
  - other user information
- 20 • computer related information
  - identification information
  - configuration information
  - other computer related information
- combinations of information.

**Matching/Classifying/Selection**

Systems, methods and techniques provided in accordance with these inventions can classify a variety of types of things including, for example:

- 5                   • people
- computers
- content
- events
- transactions
- 10               • objects of all types
- combinations of things;
- combinations of people and things.

The matching, classifying and/or selecting processes provided in accordance with these inventions are very flexible and useful. For  
15   example, they may be used to associate people with information, information with other information, people with other people, appliances with people, appliances with information, and appliances with other appliances. The present inventions in their preferred examples can associate any kind of information, object or thing with  
20   any other kind of information, object or thing.

**Different Associations Between Classes and Rights**

The processes, systems and/or techniques provided in accordance with these inventions can provide and/or take into account many different kinds of associations between classes and rights. For



example, they can look at what rights are available to a user, computer, data structure or any other object. They can also look to rights selected by an object (for example, the subset of rights a user has chosen or otherwise identified). Alternatively or in addition, they  
5 can look to rights that have been exercised by a user or in conjunction with an object or other thing, and they can look to the consequences of exercising such a right(s).

**Embodiments in Accordance With the Present  
Inventions Can Be Used to Define Classes Based on Uni-  
10 Dimensional and/or Multi-Dimensional Attributes and/or  
Characteristics**

Example processes, systems and/or techniques provided in accordance with these inventions can be used to define classes based on uni-dimensional and/or multi-dimensional attributes and/or  
15 characteristics. Any one or more attributes can be used. The attributes and/or characteristics can be flexibly defined. They may define groups or classes containing elements sharing certain attributes in common. There can, for example, be a spectrum of classification that takes into account gray areas as to whether a particular person or  
20 thing possesses a certain one or a number of particular attributes and/or characteristics. Or classification may have a higher degree of certainty or definition. For example, a process can test to determine whether particular people or things are inside or outside of particular classes or groups based on one or a number of attributes or  
25 characteristics (for example, whether you live in Denver, are under the age of 25 and are single). In accordance with additional specific

features provided by these inventions, there may be a minimum number of different classes set up to "cover" a particular situation – with every person or thing either being within or outside of a given, disjoint class or group.

**5 Preferred Examples In Accordance With The Present Inventions Are Extensible to Accommodate Changing Conditions**

The systems, methods and/or techniques provided by these inventions are extensible to accommodate changing conditions. For example, they can be made to readily adapt to changes in rules, consequences, topics, areas and/or subjects pertaining to groups such as, for example categories, and any other variable. Furthermore, partially and/or entirely new variables may be introduced to one or more existing sets of variables -- for example, to extend or otherwise modify a model to account for additional variables, to apply a new strategy, to adapt to new network and/or installation circumstances, to adapt to new user factors, to change analysis and/or other processing characteristics, and so on.

**20 Preferred Examples In Accordance With The Present Inventions Are Compatible With Pre-Existing or Any New Classification Techniques or Arrangements**

The example systems, methods and/or techniques provided by these inventions can be made fully compatible with any classification and/or categorization means, method, process, system, technique, algorithm, program, and/or procedure, presently known or unknown,

for determining class and/or category structures, definitions, and/or hierarchies, and/or the assignment of at least one object, person, thing, and/or member to at least one class and/or category, that without limitation may be:

- 5                   • implemented by computer and/or other means; and/or
- based upon discrete and/or continuous mathematics; and/or
- using nominal, ordinal, interval, ratio and/or any other measurement scale and/or measurement mode; and/or
- 10               • including parameter data; and/or
- entail linear and/or non-linear estimation methods; and/or
- any other methods.

For example, classification can be performed using any or all of  
15 the following example classification techniques:

- Statistical techniques that identify one or more clusters of cases sharing similar profiles and/or features, including any of the family of cluster analysis methods, for example, those described in  
20               Hartigan (Hartigan, J. A., Clustering Algorithms, New York: Wiley, 1975);
- Methods for numerical taxonomy, for example, as described, for example, by Sneath and Sokal (Sneath, Peter H.A. and Robert R. Sokal, Numerical

Taxonomy: The Principals and Practice of Numerical Classification, San Francisco: W.H. Freeman, 1973);

- 5                   • Any of the methods for cluster analysis, factor analysis, components analysis, and other similar data reduction/classification methods, for example, those implemented in popular statistical and data analysis systems known to those skilled in the arts, for example, SAS and/or SPSS;
- 10                  • Pattern classification techniques, including components analysis and neural approaches, for example, those described by, for example, Schurmann (Schurmann, Jurgen, Pattern Classification: A Unified View of Statistical and Neural Approaches, New York: John Wiley & Sons, 1966);
- 15                  • Statistical techniques that identify one or more underlying dimensions of qualities, traits, features, characteristics, etc., and assign parameter data indicating the extent to which a given case has, possesses, and/or may be characterized by the
- 20                   underlying dimension, factor, class, etc. and/or result in the definition of at least one class and/or the assignment of at least one case to at least one class, for example, as described by Harman (Harman, Harry H., Modern Factor Analysis, 3<sup>rd</sup> ed. rev., Chicago: University of Chicago Press), and/or as implemented
- 25

by SAS and/or SPSS and/or other statistical analysis programs.

- 5                   • Statistical methods that employ fuzzy logic and/or fuzzy measurement and/or whose assignment to at least one class entails probabilities different from 1 or zero.
- 10                  • Bayesian statistical classification techniques that use estimates of prior probabilities in determining class definitions and/or the assignment of at least one case to at least one class;
- 15                  • Any statistical and/or graphical classification and/or data reduction method that uses rotation of reference axes, regardless of whether orthogonal or oblique rotations are used, for example, as described in Harman, and as implemented in SAS and/or SPSS and/or other statistical programs;
- 20                  • Statistical methods for two and three way multidimensional scaling, for example, the methods described by Kruskal and Wish (Krusgal Joseph B. and Myron Wish, *Multidimensional Scaling*, Beverly Hills, CA: Sage Publications, 1978), and/or by Shepard, et al. (Shepard, Roger N., A. Kimball Romney, and Sara Beth Nerlove, *Multidimensional Scaling: Theory and Applications in the Behavioral Sciences*, New York: Seminar Press, 1972);
- 25

- Knowledge based approaches to classification, for example, as described by, for example, Stefik (Stefik, Mark, "Introduction to Knowledge Systems," San Francisco: Morgan Kauffman, 1995); and
- 5 • any other classification techniques or arrangements pre-existing or yet to be developed.

10 **Preferred Examples In Accordance With The Present Inventions Are Fully Compatible With A Wide Array of Technologies Including the Distributed Commerce Utility System and the Virtual Distribution Environment**

15 Systems, methods and/or techniques provided in accordance with these inventions build upon and can work with the arrangements disclosed in "Ginter et al"; "Shear et al"; and other technology related to transaction and/or rights management, security, privacy and/or electronic commerce.

20 For example, the present inventions can make particular use of the security, efficiency, privacy, and other features and advantages provided by the Virtual Distribution Environment described in "Ginter et al".

25 As another example, a matching and classification arrangement can be constructed as a distributed commerce utility system as described in "Shear et al". The present inventions can work with other distributed commerce utility systems, and can enhance or be a part of other commerce utility systems.

By way of non-exhaustive, more specific examples, the present inventions can be used in combination with (and/or make use of) any or all of the following broad array of electronic commerce technologies that enable secure, distributed, peer-to-peer electronic rights, event, and/or transaction management capabilities:

- a "VDE" ("virtual distribution environment") providing, for example, a family of technologies by which applications can be created, modified, and/or reused;
- a standardized control and container environment which facilitates interoperability of electronic appliances and efficient creation of electronic commerce applications and models;
- a programmable, secure electronic transaction management foundation having reusable and extensible executable components;
- seamless integration into host operating environments of electronic appliances or direct employment of such technologies in electronic commerce applications;
- cyberspace digital content rights and transaction management control systems that may operate in whole or in part over Internets, Intranets, optical media and/or over other digital communications media;
- support of an electronic "world" within which most forms of electronic transaction such as content usage,

distribution, auditing, reporting, and payment activities can be managed;

- 5 • Transaction Operating Systems (operating systems that have integrated secure, distributed, and programmable transaction and/or event management capabilities);
- Rights Operating Systems (operating systems that have integrated, distributed, and programmable rights management capabilities);
- secure content container management;
- 10 • clearinghouse functions related to content usage;
- overall electronic commerce architectures that provide electronic commerce automation through the use of secure, distributed digital events management;
- the general enablement of traditional commerce behavior  
15 in the digital commerce world;
- enhanced inherent, distributed efficiencies of conventional commerce practices with powerful, reliable electronic security, and with the programmability and electronic automation efficiencies made possible by  
20 modern computing;
- trusted operation of a freely configurable, highly efficient, general purpose digital marketplace in which



- parties "come together" to establish commercial relationships;
- support of "real" commerce in an electronic form (that is, the progressive creation of commercial relationships that form, over time, a network of interrelated agreements representing a value chain business model);
  - enabling content control information to develop through the interaction of (and/or negotiation between) securely created and independently submitted sets of content and/or appliance control information;
  - interconnection of appliances providing a foundation for much greater electronic interaction and the evolution of electronic commerce;
  - a variety of capabilities for implementing an electronic commerce environment;
  - a neutral, general purpose platform for commerce;
  - an architecture that avoids reflecting specific distribution biases, administrative and control perspectives, and content types;
  - a broad-spectrum, fundamentally configurable and portable, electronic transaction control, distributing, usage, auditing, reporting, and payment operating environment;

- systems and methods that uniquely enable electronic commerce participants to protect their interests during the sequence of activities comprising an electronic commerce model;
- 5 • ability of commerce participants to assure protection by specifying rules and controls that monitor and enforce their interests during the processing of remote commerce events;
- 10 • permitting commerce participants to efficiently participate in, and manage, the distributed electronic activities of a digital value chain;
- allowing commerce model participants to, for example, securely and cooperatively govern and automate the distributed electronic activities comprising their collective electronic business models;
- 15 • allowing commerce model participants to securely contribute electronic rules and controls that represent their "electronic" interests;
- 20 • rules and controls that extend a "Virtual Presence™" through which the commerce participants govern remote value chain activities according to their respective, mutually agreed to rights;

- a Virtual Presence taking the form of participant specified electronic conditions (rules and controls) that must be satisfied before an electronic event may occur;
- 5 • rules and controls that enforce the party's rights during "downstream" electronic commerce activities;
- 10 • control information delivered by, and/or otherwise available for use with, the VDE content containers constituting one or more "proposed" electronic agreements which manage the use and/or consequences of the use of such content and which can enact the terms and conditions of agreements involving multiple parties and their various rights and obligations;
- 15 • rules and controls from multiple parties forming aggregate control sets ("Cooperative Virtual Presence™") that ensure that electronic commerce activities will be consistent with the agreements amongst value chain participants;
- 20 • control sets defining the conditions which govern interaction with protected digital content (disseminated digital content, appliance control information, etc.);
- conditions used to control not only digital information use itself, but also the consequences of such use to protect the individual interests of commerce participants

- and form cooperative, efficient, and flexible electronic commerce business models;
- true, efficient electronic cooperative governance of value chain activities;
- 5
- empowering each commerce model participant to securely deliver, and persistently maintain control over, the rules and controls they contributed specifying constraints on, and consequences of, electronic conduct;
  - extending Cooperative Virtual Presence over time and
- 10
- involving the execution of controls, and the use of content, at physically dispersed locations, such as Internet user sites;
  - a chain of handling and control in which dispersed locations are bound together through the use of secure
- 15
- communication techniques and unique, secure digital container technology;
  - ability to preserve the rights of parties through a series of transactions which may occur at different times and different locations;
- 20
- extending the ability of electronic content providers to control the use of proprietary information;
  - allowing content providers to limit use to authorized activities and amounts;

- 5                   • allowing participants (e.g., actors, directors, script and other writers, musicians, studios, publishers, distributors, retailers, advertisers, credit card services, content end-users, and others) involved in a business model to have the ability to embody their range of agreements and requirements, including use limitations, into an "extended" agreement comprising an overall electronic business model;
- 10                  • representing such an extended agreement by electronic content control information which can automatically enforce agreed upon rights and obligations;
- a competitive, general purpose electronic commerce architecture supporting the distributed, secure "unmanned" electronic interaction;
- 15                  • distributing such capabilities across networks and involving the sequence (or web) of distributed activities underlying electronic value chains;
- cooperative electronic governance of distributed electronic commerce processes that optimizes electronic commerce value propositions;
- 20                  • the capability of electronically, remotely representing the interests of commerce participants to support efficient, flexible, commerce model automation;

- 5                   •     enabling rules and controls that are independently contributed by multiple parties to securely merge together and form the collective rules and controls sets that reflect the electronic commerce agreements between parties;
- using rules and controls sets to collectively, automatically, govern remote electronic conduct;
- securely managing the integration of control information provided by two or more parties;
- 10               •     constructing electronic agreements between VDE participants that represents a "negotiation" between the control requirements of two or more parties and enacts the terms and conditions of a resulting agreement;
- ensuring and/or enforcing the rights of each party to an  
15                electronic agreement regarding a wide range of electronic activities related to electronic information and/or appliance usage;
- the ability to broadly support electronic commerce by securely managing independently delivered VDE  
20                component objects containing control information (normally in the form of method, data, or load module VDE objects);
- using independently delivered control information to negotiate with senior and other pre-existing content

control information to securely form derived control information;

- 5           • ensuring that all requirements specified by derived control information are satisfied before VDE controlled content is accessed or otherwise used;
- ensuring that all load modules and any mediating data which are listed by the derived control information as required are available and perform their required function;
- 10          • use of independently delivered control components to allow electronic commerce participants to freely stipulate their business requirements and trade offs;
- allowing electronic commerce, through the various control requirements stipulated by VDE participants, to  
15          evolve into forms of business which are the most efficient, competitive and useful -- much as with traditional, non-electronic commerce;
- providing commerce participants with the ability to  
20          freely fashion the chains of handling and control pathways that protect data and processes and the freedom to shape the models within which their Virtual Presence operates -- allowing commerce participants to optimally formulate their electronic commerce value propositions;

- VDEs configured to support the various underlying agreements between parties that define important electronic commerce pathways of handling for electronic content, content and/or appliance control information, content and/or appliance usage information and payment and/or credit;  
5
- allowing content creators and other providers to specify the pathways that, partially or fully, must be used to disseminate commercially distributed property content, content control information, payment administrative content, and/or associated usage reporting information;  
10
- empowering commerce participants, subject to the rules and controls previously set in a value chain, to freely fashion control models implementing their Virtual Presence by using GUI templates or rights programming languages employing commerce/rights management components;  
15
- component based control methods that allow the present inventions to efficiently operate as a highly configurable content control system;  
20
- content control models that can be iteratively and asynchronously shaped, modified, and otherwise updated to accommodate the needs of VDE participants;



- iterative and/or concurrent multiple participant processes through the submission and use of secure, control information components (e.g., executable code such as load modules and/or methods, and/or associated data);
- 5 • control information for Virtual Presence employed in protected processing environment nodes located at user sites to ensure that digital events are governed in accordance with the collective rights of commerce model participants;
- 10 • digital events that launch or require other digital events;
- digital events that may include, for example, content use consequences such as collection of audit information, secure communication of such information, payment for content use, or satisfaction of any other electronically stated condition;
- 15 • events that occur within either the secure setting of a local node, or more widely within the secure environment of a distributed system of nodes;
- the association of Virtual Presence rules and controls
- 20 with protected information enclosed within one or more electronic content containers to achieve a high order of configurability for Virtual Presence chains of handling and control;

- distribution using VDE that may package both the electronic content and control information into the same VDE container, and/or may involve the delivery to an end-user site of different pieces of the same VDE managed property from plural separate remote locations and/or in plural separate VDE content containers and/or employing plural different delivery means;
- content control information that is partially or fully delivered separately from its associated content to a user VDE installation in one or more VDE administrative objects;
- delivery of portions of said control information from one or more sources;
- making control information available for use by access from a user's VDE installation secure sub-system to one or more remote VDE secure sub-systems and/or VDE compatible, certified secure remote locations;
- use of delivery means that may include electronic data storage means such as optical disks for delivering one portion of said information and broadcasting and/or telecommunicating means for other portions of said information;

- allowing a content provider to deliver different business rules to a large corporate customer, compared with rules delivered to "retail" customers;
- 5 • supporting separation of content and Virtual Presence controls to allow a provider to associate different control sets with the same content – and not requiring the provider to create one set of content controls that apply to all types of customers;
- 10 • allowing content provider modification over time of rules and controls to reflect sales, new pricing, special discounts, etc. – while limiting this right by rules and controls provided by other parties having more senior rights;
- 15 • employing secure object container technology to efficiently implement Virtual Presence chains of handling and control;
- 20 • use of software container technology to significantly facilitate the organized dissemination of digital content, including the specialized form of digital content constituting rights control information;
- employing object software technology and using object technology to form containers for delivery of at least in part encrypted or otherwise secured information;

- using containers that contain electronic content products or other electronic information and some or all of their associated permissions (control) information;
- 5 • distributing container objects along pathways involving content providers and/or content users;
- securely moving containers between nodes of a VDE arrangement, which nodes operate VDE foundation software and execute control methods to enact electronic information usage control and/or administration models;
- 10 • employing delivered containers both for distributing VDE control instructions (information) and/or to encapsulate and electronically distribute content which has been at least partially secured;
- supporting the essential needs of electronic commerce value propositions by uniting fundamental
- 15 configurability with secure Virtual Presence;
- virtual presence across virtual networks in accordance with the underlying agreement amongst commerce model participants to allow each participant to enjoy secure,
- 20 reliable electronic automation of commerce models;
- allowing each rights holder's Virtual Presence at a remote site to possess the sole authority to administer or delegate the participant's electronic rights;

- capabilities that contribute to establishing an environment of trusted cooperative governance;
- practical enhancements relating to the establishment of secure event management and the maintenance of secure audit, encryption, budget, and other relevant information;
- control structures for an overall, distributed, secure rights/event administration environment;
- processes for interaction between independently delivered rules and controls, including electronic negotiation;
- creating distributed rights operating systems;
- integrating control processes into host operating environments;
- secure semiconductors to support protected processing environments;
- a secure, programmable, digital event management component architecture in which components are fully assembleable and reusable;
- differing assemblages of components formed to reflect an exhaustive array of commerce model functional capabilities, overall model implementations, and ad hoc event management scenarios;

- support for the full range of digital content types, delivery modes, and reporting and other administrative activities;
- traveling objects;
- 5     • smart agents;
- "atomic" load module operation to support "sparse space," cost-effective, secure processing semiconductors;
- smart card and other traveling client nodes;
- creating rights management software container
- 10     technologies, including extraction, embedding, and other secure container content management processes;
- Chain of Handling and Control generation of secure objects (containers) and associated control information;
- audit reconciliation and usage pattern evaluation
- 15     processes;
- specialized cryptographic implementations;
- use of a specialized electronic rights and commerce language, unique applications for fingerprinting and/or watermarking technologies, secure control structures, the
- 20     formulation of new types of metering technologies, reciprocal event management (employing dispersed user sites) for automating web-like commerce models, and many other designs and capabilities;

- mechanisms to persistently maintain trusted content usage and reporting control information through both a sufficiently secure chain of handling of content and content control information and through various forms of usage of electronic information;  
5
- rights management technology supporting persistent, distributed controls;
- means enabling continuing Virtual Presence through Chains of Handling and Control;
- 10 • persistency of control as a unique and fundamentally important attribute underlying Virtual Presence and Chain of Handling and Control for enabling true commerce behavior in cyberspace including ad hoc relationships and activities, distributed processes, and  
15 reliable enforcement of agreements between parties;
- Persistent Virtual Presence controls that continue to be enforced -- to the extent required by the controls themselves -- as protected digital content is, for example, used and reused, copied and further distributed, extracted  
20 and embedded, audited and reported;
- persistency responsive to rules and controls associated with electronic events, that causes new secure content containers to be created automatically by systems and methods supplying the procession of secure transport

- vehicles required by Chain of Handling and Control for conveying disseminated content, associated rules and controls, and audit information and payment;
- 5           • container creation to carry extracted content, payment tokens, control information, audit information, and the like;
  - securely generated containers carrying with them rules and controls stipulated by rules and controls associated with one or more triggered electronic events;
  - 10          • capabilities for persistency and independent secure delivery and merging of rules and controls that provide technical means for ensuring that dynamic user behavior can be encouraged, rather than discouraged;
  - dynamic user behavior encouraged as a critical link in  
15           building ad hoc relationships and cost-effectively distributing content, while simultaneously ensuring that rights holders are protected and retain control over their business models;
  - enabling ad hoc behavior that frees users from  
20           constraints on their conduct resulting from inflexible, first generation technologies;
  - support for enterprising behavior that is characteristic of traditional commerce resulting in more efficient and more satisfying electronic commerce experiences;



- general purpose character electronic commerce technologies provided by a combination of important capabilities including component, object oriented, programmable control language; secure specialized container technology; independent delivery of secure control information mechanisms; Chain of Handling and Control persistency of control mechanisms; event driven operating system functions; and the advanced security architecture – allowing multiple simultaneous models to evolve, and practically and efficiently operate;
- general purpose rights and event management architecture that is intrinsically reusable for many simultaneous models -- providing enormous competitive economic advantages over technologies that are essentially single model by design;
- commerce architecture client nodes that are basic pieces of reusable cyberspace infrastructure;
- generalized configurability resulting, in part, from decomposition of generalized requirements for supporting electronic commerce and data security into a broad range of constituent "atomic" and higher level components (such as load modules, data elements, and methods) that may be variously aggregated together to form control methods for commercial electronic agreements and data security arrangements;

- a secure operating environment employing VDE foundation elements along with securely deliverable VDE components that enable electronic commerce models and relationships to develop;
- 5 • the unfolding of distribution models in which content providers, over time, can expressly agree to, or allow, subsequent content providers and/or users to participate in shaping the controls for, and consequences of, use of electronic content and/or appliances;
- 10 • a very broad range of the functional attributes important for supporting simple to very complex electronic commerce and data security activities;
- electronic information and/or appliance usage control (including distribution), security, usage auditing, reporting, other administration, and payment  
15 arrangements;
- capabilities that rationalize the support of electronic commerce and electronic transaction management stemming from the reusability of control structures and user interfaces for a wide variety of transaction  
20 management related activities;
- content usage control, data security, information auditing, and electronic financial activities that can be

supported with tools that are reusable, convenient,  
consistent, and familiar;

- 5           • a general purpose Rights Operating System employing a reusable kernel and rights language components that provides the capabilities and integration needed for the advanced commerce operating systems of the future;
- 10          • a general purpose, reusable electronic commerce capabilities that all participants can rely on will become as important as any other capability of operating systems;
- 15          • such a rights operating system providing rights and auditing operating system functions and other operating system functions -- the rights and auditing operating system functions securely handling tasks that relate to virtual distribution environment;
- 20          • secure processing units and/or protected processing environments that provide and/or support many of the security functions of the rights and auditing operating system functions;
- an overall operating system designed from the beginning to include the rights and auditing operating system functions plus the other operating system functions -- or incorporation of the rights and auditing operating system

- functions as an add-on to a preexisting operating system providing the other operating system functions;
- operating system integration and the distributed operating systems; and
  - 5 • a rational approach - a transaction/distribution control standard - allowing all participants in VDE the same foundation set of hardware control and security, authoring, administration, and management tools, for widely varying types of information, business market
- 10 model and/or personal objectives;

Any or all of these features may be used in combination with the inventions disclosed herein.

### **Brief Description of the Drawings**

15 These and other features and advantages will be better and completely understood by referring to the following detailed description of presently preferred example embodiments in accordance with the drawings, of which:

20 Figures 1A-4 show "prior art" examples of how it is hard to find things you need or want;

Figures 5-12 are simplified examples of what example systems, methods and techniques in accordance with these inventions can do;

Figures 13, 14 and 14A show an example matching and classification utility system architecture;

Figures 15-15G show examples of how a matching and classification utility system can interact with other commerce utility systems;

Figures 16A-16C show examples of distributed matching and classification utility system organizations;

Figure 17 shows example matching and classification utility system functionality definitions;

Figures 18-46(B) show example steps that may be performed by the example matching and classification utility system; and

Figures 47-70 show some example matching and classification utility system applications.

### **Detailed Description Of Presently Preferred Example Embodiments**

Figures 5-12 and the discussion above provide an introduction to the following detailed description of presently preferred embodiments in accordance with these inventions. The "electronic matchmaker" shown in Figures 5-12 is implemented in these more detailed embodiments by a matching and classification utility system 900.

### Example Matching And Classification Utility

Figure 13 shows an example matching and classification utility system 900 as including:

- an object classifier 902;
- 5       • a user (people) classifier 904; and
- a matching engine 906.

Object classifier 902 classifies things. User classifier 904 classes people. Matching engine 906 matches things with other things, things with people, and/or people with other people.

10       In more detail, object classifier 902 receives information about objects and uses that information to classify those objects into groups based on the qualities or characteristics of the objects. For example, the object classifier 902 may classify objects of the type described in in "Ginter et al". Such objects may comprise information and/or  
15       associated rules for using the information. For example, object classifier 902 may receive as inputs:

- rights management information 909 such as rules and/or associated consequences;
- things 908 controlled or affected by such rights  
20       management information including, for example content objects or other information subject to such rules;
- items 910 such as metadata, abstracts or the like that describe the things 908; and/or

- other information of any type.

Object classifier 902 classifies and/or selects things based at least in part on these inputs.

In this example, user classifier 904 is a type of object classifier  
5 that is specially adapted to classify people. User classifier 904 can  
classify people based, for example, on:

- audit trails 912 indicating how people have used their computers and other electronic appliances;
- profiles 914 developed by asking users questions  
10 about their preferences;
- controls 909' that are associated, at least in part, with the user or things the user uses;
- object descriptors 910' that describe objects used by the user; and/or  
15 • other information about and/or relating to the user.

User classifier 904 classifies and/or selects people based at least in part on these inputs.

Matching engine 906 receives, as inputs, the classifications and/or selections made by the object classifier 902 and/or the user  
20 classifier 904. Matching engine 906 matches things with things, things with people and/or people with people (or any combination of these) based on these selection and/or classification inputs.

### Example More Detailed Architecture

Figure 14 shows a more detailed architectural diagram of matching and classification utility 900. In this example, matching and classification utility 900 receives a variety of inputs including, for example, some or all of the following:

- objects 908 and/or information about objects including controls 909 and/or object descriptors 910;
- content 950;
- audit trail information 916;
- user information such as profiles 914;
- class information 952;
- user information 954;
- other rights management information 956;
- matching criteria 958;
- selection criteria 960; and/or
- other information.

Matching and classification utility 900 in this example can provide a variety of different outputs including, for example, some or all of the following:

- matching information 920;
- class hierarchies 962;
- category definitions 922 and class definitions 970;
- classified objects 908C;
- audit records 964 indicating the results of classification, matching, and or selecting processes;



- reports 966 indicating the results of classification, matching, and/or selecting processes;
- targeted objects and/or pointers 968;
- controls 909;
- 5 • other rights management information; and
- other classification, matching and/or selection related information.

**A Preferred Embodiment Matching and  
Classification Utility 900 is a VDE-Aware Commerce  
10 Utility System**

In the preferred embodiment, matching and classification utility 900 is constructed as a commerce utility system 90 as described in "Shear et al", and may comprise one or more processes securely distributed over one or more secure electronic appliances within a  
15 "Virtual Distribution Environment" as described in "Ginter et al". Furthermore, the present inventions can be used in combination with and/or make use of a wide array of distributed electronic administrative and support services that may be referred to as the "Distributed Commerce Utility." Such a Distributed Commerce  
20 Utility may be, among other things, an integrated, modular array of administrative and support services for electronic commerce and electronic rights and transaction management. The Distributed Commerce Utility provides, among other advantages, comprehensive, integrated administrative and support services for secure electronic  
25 commerce and other forms of electronic interaction. These

administrative and support services can be used to supply a secure foundation for conducting financial management, rights management, certificate authority, rules clearing, usage clearing, secure directory services, and other transaction related capabilities functioning over a vast electronic network such as the Internet and/or over organization internal Intranets, or even in-home networks of electronic appliances. Such electronic interactions supported by the Distributed Commerce Utility may, for example, entail the broadest range of appliances and distribution media, non-limiting examples of which include networks and other communications channels, consumer appliances, computers, convergent devices such as WebTV, and optical media such as CD-ROM and DVD in all their current and future forms.

These administrative and support services can, for example, be adapted to the specific needs of electronic commerce value chains in any number of vertical markets, including a wide variety of entertainment applications. Electronic commerce participants can, for example, use these administrative and support services to support their interests, and/or they can shape and reuse these services in response to competitive business realities. Non-exhaustive examples of electronic commerce participants include individual creators, film and music studios, distributors, program aggregators, broadcasters, and cable and satellite operators.

The Distributed Commerce Utility can, for example, make optimally efficient use of commerce administration resources, and

can, in at least some embodiments, scale in a practical fashion to optimally accommodate the demands of electronic commerce growth. The Distributed Commerce Utility may, for example, comprise a number of Commerce Utility Systems. These Commerce Utility

5 Systems can provide a web of infrastructure support available to, and reusable by, the entire electronic community and/or many or all of its participants. Different support functions can, for example, be collected together in hierarchical and/or in networked relationships to suit various business models and/or other objectives. Modular support

10 functions can, for example, be combined in different arrays to form different Commerce Utility Systems for different design implementations and purposes. These Commerce Utility Systems can, for example, be distributed across a large number of electronic appliances with varying degrees of distribution.

15           Such a "Distributed Commerce Utility" provides numerous additional capabilities and benefits that can be used in conjunction with the particular embodiments shown in the drawings of this application, non-exhaustive examples of which include:

· Enables practical and efficient electronic commerce and rights

20 management.

· Provides services that securely administer and support electronic interactions and consequences.

- Provides infrastructure for electronic commerce and other forms of human electronic interaction and relationships.
- Optimally applies the efficiencies of modern distributed computing and networking.
- 5       · Provides electronic automation and distributed processing.
- Supports electronic commerce and communications infrastructure that is modular, programmable, distributed and optimally computerized.
- Provides a comprehensive array of capabilities that can be  
10 combined to support services that perform various administrative and support roles.
- Maximizes benefits from electronic automation and distributed processing to produce optimal allocation and use of resources across a system or network.
- 15       · Is efficient, flexible, cost effective, configurable, reusable, modifiable, and generalizable.
- Can economically reflect users' business and privacy requirements.
- Can optimally distribute processes -- allowing commerce  
20 models to be flexible, scaled to demand and to match user requirements.

- Can efficiently handle a full range of activities and service volumes.
  - Can be fashioned and operated for each business model, as a mixture of distributed and centralized processes.
- 5           · Provides a blend of local, centralized and networked capabilities that can be uniquely shaped and reshaped to meet changing conditions.
- Supports general purpose resources and is reusable for many different models; in place infrastructure can be reused by different
- 10 value chains having different requirements.
- Can support any number of commerce and communications models.
  - Efficiently applies local, centralized and networked resources to match each value chain's requirements.
- 15           · Sharing of common resources spreads out costs and maximizes efficiency.
- Supports mixed, distributed, peer-to-peer and centralized networked capabilities.
  - Can operate locally, remotely and/or centrally.
- 20           · Can operate synchronously, asynchronously, or support both modes of operation.

· Adapts easily and flexibly to the rapidly changing sea of commercial opportunities, relationships and constraints of "Cyberspace."

Any or all of these features may be used in combination with  
5 the inventions disclosed herein.

In more detail, as shown in Figure 14A, matching and classification utility 900 may include one or more rights operating system layers 90-1; one or more commerce utility support service layers 90-4; one or more service application connect layers 90-3; and  
10 one or more service functions 90-B. One or more protected processing environments 154 may be used to support secure functions 90-D. Matching and classification utility 900 may be controlled, at least in part, by rights management information such as for example:

- VDE-compatible controls 909;
- 15 • rules and/or their consequences; and/or
- other rights management information.

#### **Matching and Classification Utility Can Interact With Other Commerce Utility Systems**

Figure 15 shows that matching and classification utility 900  
20 can interact and interrelate with other commerce utility systems described in "Shear et al" including for example:

- financial clearinghouses 200,
- usage clearinghouses 300,
- rights and permissions clearinghouses 400,

- certifying authorities 500,
  - secure directory services 600,
  - transaction authorities 700,
  - VDE administrators 800, and/or
- 5
- other commerce utility systems 90.

Figures 15A-15G show example detailed interactions between matching and classification utility 900 and these various other commerce utility systems 90.

Figure 15A shows interactions between matching and  
10 classification utility 900 and a financial clearinghouse 200. For example, matching and classification utility 900 may send the financial clearinghouse 200:

- requests for information,
- class information such as classes and/or class  
15 assignments,
- bills and charges, and/or
- other information.

Financial clearinghouse 200 may send matching and  
classification utility 900:

- 20
- money,
  - audit records,
  - payment data,
  - user data, and/or
  - other information.

Figure 15B shows example interactions between matching and classification utility 900 and usage clearinghouse 300. Matching and classification utility 900 may send the usage clearinghouse 300:

- requests for information,
- 5       • class information such as classes and/o class assignments,
- audit information, and/or
- other information.

Matching and classification utility 900 may receive from usage  
10 clearinghouse 300:

- requests for class information,
- usage and/or rights management information,
- audit records, and/or
- other information.

15       Figure 15C shows example interaction between matching and classification utility 900 and rights and permissions clearinghouse 400. In this example, rights and permissions clearinghouse 400 sends matching and classification authority 900:

- controls sets and/or object information;
- 20       • requests for class information;
- clearinghouse usage data; and/or
- other information.

In this example, matching and classification utility 900 sends the rights and permissions clearinghouse 400:



- rights management information such as control sets,
  - requests for information,
  - class related information such as classes and/or class assignments, and/or
- 5
- other information.

Figure 15D shows example interaction between matching and classification utility 900 and certifying authority 500. In this example, certifying authority 500 sends matching and classification utility 900:

- 10
- revocation lists,
  - certificates,
  - certifying authority usage information,
  - requests for classification information, and/or
  - other information.

15 In this example, the matching and classification utility 900 sends the certifying authority 500:

- revocation list checks,
  - requests for certificates,
  - requests for usage information,
- 20
- classification related information such as classes and/or class assignments, and/or
  - other information.

Figure 15E shows an example interaction between the matching and classification utility 900 and a secure directory services 600. In

this example, the matching and classification utility 900 sends the secure directory services 600:

- directory lookup information,
- class related information such as classes and/or class assignments,
- requests for information, and/or
- other information.

In this example, the secure directory services 600 sends the matching and classification utility 900:

- directory services usage information,
- directory information,
- requests for classification information, and/or
- other information.

Figure 15F shows an example interaction between the matching and classification utility 900 and a transaction authority 700. In this example, the matching and classification utility 900 sends the transaction authority 700:

- class related information such as classes and/or class assignments,
- requests for transaction usage information,
- requests for control sets, and/or
- other information.

In this example, the transaction authority 700 sends the matching and classification utility 900:

- transaction usage information,
- transaction control sets,
- requests for classification information, and/or
- other information.

5           Figure 15G shows an example interaction between the matching and classification utility 900 and a VDE administrator 800. In this example, the matching and classification utility 900 sends the VDE administrator 800:

- requests for administration,
- 10           • class related information such as classes and/or class assignments,
- requests for node and/or web information, and/or
- other information.

                  In this example, the VDE administrator 600 sends the matching  
15   and classification utility 900:

- requests for classification information,
- administrative information,
- node and/or user data, and/or
- other information.

20   **Matching and Classification Utility System Can Be In a Hierarchy of Commerce Utility Systems**

                  Figure 16A shows an example of an administrative and support service hierarchy including matching and classification utility system(s) 900. In this example, a number of centralized overall

matching and classification utility systems 900 and/or other  
Commerce Utility Systems 90 delegate some or all of their work  
responsibilities to other Commerce Utility Systems 90. In the  
particular example shown, Commerce Utility Systems 154 may  
5 provide services to one or more members of one or more classes, for  
example, to members of the class "manufacturing companies in the  
Pacific rim." Organizations, such as companies, non-profit groups or  
the like may have their own Commerce Utility Systems 156. Certain  
electronic commerce or other activities (the entertainment industry,  
10 for example) might have their own vertically-specialized Commerce  
Utility Systems 158. Certain geographical, territorial or jurisdictional  
groups (e.g., Commerce Utility Systems services provided with a  
particular nation or state within nation, one example of which might  
be all purchasers of particular products within the state of Wisconsin)  
15 may have their own territorial/jurisdictional specialized Commerce  
Utility Systems 160. Commerce Utility Systems 154, 156, 158, 160  
lower in the hierarchy may, in turn, further delegate authorities or  
responsibilities to particular consumers, organizations or other  
entities.

20 In one example arrangement, the Commerce Utility Systems 90  
to which authority has been delegated may perform substantially all  
of the actual support work, but may keep the delegating Commerce  
Utility Systems 90 informed through reporting or other means. In  
another arrangement, the delegating Commerce Utility Systems 90  
25 have no involvement whatsoever with day to day activities of the

Commerce Utility Systems to whom they have delegated work. In still another example arrangement, the more specialized Commerce Utility Systems do some of the work and the more overarching Commerce Utility Systems do other parts of the work. The particular

5 division of work and authority used in a particular scenario may largely depend on factors such as efficiency, trustedness, resource availability, the kinds of transactions being managed, and a variety of other factors. Delegation of clearing authority may be partial (e.g., delegate usage aggregation but not financial or rights management

10 responsibilities), and may be consistent with peer-to-peer processing (e.g., by placing some functions within consumers' electronic appliances while keeping some other functions centralized).

15 **Matching and Classification Utilities Can Provide Services to Classes of Nodes, Users, Content Services and/or Transaction Services**

Figure 16B shows an example of how Matching and Classification Utilities 900 can provide services to classes of nodes, users, content services and/or transaction services. In this example, matching and classification utility systems 900(1), ... 900(N) provide

20 horizontally specialized matching and/or classification services for different purposes. For example, matching and classification utility 900(1) serves VDE administrative type functions by classifying VDE deployment related information and associated objects. Matching and classification utility 900(2) specializes in higher education

25 classification tasks. Matching and classification utility 900(3)

specializes in business information related tasks, and matching and classification authority 900(N) specializes in trading transactions. Any of these specialties can be combined together, so that a single utility system 900 can perform multiple functions or portions of

5 functions.

### **Multi-Function Commerce Utility Systems Can be Organized Hierarchically or Peer-to-Peer**

Figure 16C shows a still different, more complex Matching and Classification Commerce Utility System 900 environment including

10 elements of both a hierarchical chain of command and a high degree of cooperation in the horizontal direction between different multi-function matching and classification utility systems 900. In this example, there are five different levels of responsibility with a master or overarching matching and classification utility system 900(1) on

15 level 1 having the most authority and with additional matching and classification utility systems on levels 2, 3, 4, and 5 having successively less power, authority, control, scope and/or responsibility. Figure 16C also shows that different matching and classification utility systems 900 on the same level may have different

20 functions, scopes and/or areas of responsibility. For example:

- a Matching and classification utility system 900(2)(1) may be a "type A" Matching and classification utility system,
- Matching and classification utility system 900(2)(2) might be a "type B" Matching and classification utility system, and

- Matching and classification utility system 900(2)(3) might be a "type C" Matching and classification utility system.

On the next level down, Matching and classification utility systems might be type A Matching and classification utility system (such as, 900(3)(1) and 900(3)(2)), they might be type B Matching and classification utility systems (such as, 900(3)(4)), they might be type C Matching and classification utility systems (such as, 900(3)(5), 900(3)(6)), or they might be hybrids -- such as, Matching and classification utility system 900(3)(3) which is a hybrid having type A and type B functions. Figure 16C also shows that additional clearinghouses on levels 4 and 5 might have sub-types as well as types.

A matching and classification utility 900 might break out along content classes (e.g., movies; scientific, technical and medical; and software). Subtype A might include first run movies, oldies, and art films; subtype B might handle journals and textbooks; and type C might be responsible for games, office, educational content. Peer-to-peer communications between clearinghouses could involve differing classes of consumers, differing jurisdictional classes, differing payment methods classes, and/or any other class distinction.

### **Matching and Classification Utility System Can Be Constructed From Object-Oriented Service Functions**

Figure 14A shows Matching and Classification Utility 900 can be constructed from service functions. Figure 17 shows in more

detail how a matching and classification utility system 900 can be constructed based on service functions such as for example:

- automatic class generation,
- automatic matching,
- 5 automatic class assignment,
- class based searching,
- class based directory,
- audit by class,
- market research,
- 10 rights management language processing,
- other service functions.

**Example Detailed Steps Carried Out By Matching and Classification Utility System 900**

- 15 The next section of the specification describes some example steps performed by the matching and classification utility 900.

**Example Steps to Categorize Objects and/or Users and/or Appliances**

- Figure 18 shows example steps to categorize objects, and  
20 Figure 19 shows example steps to categorize users 95 and/or



appliances 100. The overall categorization steps in these examples are -- at this level -- similar to one another. The processes begin by getting input data (Figure 18, block 1840, Figure 19, block 1840'). Next, a classification and/or categorization method is selected (Figures 18, block 1842; Figure 19, block 1842'). The process then assembles a data matrix and applies the selected classification method to the data matrix (Figure 18, blocks 1844, 1846; Figure 19, blocks 1844', 1846'). In addition or alternatively, other data reduction methods may be used (Figure 18, block 1848; Figure 19, block 1848'). Next, the process assigns objects and/or users and/or appliances to the categories developed by the classification method that has been applied (Figure 18, block 1849; Figure 19, block 1849'). Finally, the process stores the results in electronic and/or non-electronic storage in the "write output data" step (Figure 18, block 1850; Figure 19, block 1850').

The "get input data" step 1840, 1840' may involve obtaining attribute and/or parameter data from various sources including, for example:

- electronic appliance related attribute data;
- user demographic data;
- user psychographic data;
- available rights management rules and/or consequences (e.g., permissions records);

- exercised rights management rules and/or consequences (e.g., permissions records);
- rights management and/or other audit and/or usage records;
- any third party source of any information, including rights management, usage, audit, statistical, personal, organizational, political, economic, social, religious, business, government, medical, research, academic, literary, military, and/or information and/or data in any format known or unknown concerning any and all other topics that may contribute to the definition of at least one class and/or the assignment of at least one object to a class.

Detailed example steps for harvesting this data are detailed below in connection with Figures 24-46B. This resulting attribute data may be accumulated and aggregated together to form a composite record used as the input to the classification process.

Figure 20 shows an example composite record 1852. This composite classification record may contain attributes derived from any or all of a variety of rights management and/or other data "harvesting" processes. For example, composite record 1852 may include demographic and/or psychographic data obtained by querying the user 95. It may contain usage data obtained by monitoring audit information produced by various usage transactions. It may contain information reflecting user choices concerning rights management

information, the rights management information available to particular users and/or objects, and rights management processes actually performed with respect to particular users and/or particular objects. The information may be analyzed first to provide statistical  
5 and/or other summary information, or individual, more granular information may be provided. The composite record 1852 may also contain attributes of particular electronic appliance 100 installations. The particular example composite record 1852 shown in Figure 20 is one non-limiting example composite attribute record containing  
10 attributes obtained through a number of different "harvesting" processes. The composite record 1852 may be organized in a way to allow easy and efficient selection of desired attributes in the course of a database lookup, for example, and to allow easy and efficient selection and/or coding as input to any aspect of a classification  
15 and/or the assignment of one or more objects to at least one or more classes.

The Figure 21 example cluster analysis process is one example of steps that may be performed as part of the "apply classification method(s)" block 1846, 1846' of Figures 18, 19. (A classification  
20 method, or any other method described in these processes, may be utilized as part of a "knowbot", "agent", "traveling agent", and/or "smart agent", a non-limiting example of which is described in "Ginter et al", for example, Figure 73.) In this particular example, the process selects variables and cases (blocks 1860, 1862, Figure 21),  
25 and then assembles an appropriate data matrix (block 1864). A

conventional cluster analysis is then applied (block 1866, Figure 21). The clusters may be interpreted to determine what they mean (Figure 21, block 1868), or they may be compared with previous results and if sufficiently similar, they may be assumed to reflect the same classes as the earlier classification procedure thus minimizing the need for additional interpretation of the clustering results. Step 1868 may be performed automatically or manually, or a combination of automatic and manual processing may be used. Finally, individual cases may be assigned to individual clusters to complete the classification process (Figure 21, block 1870).

Figures 22, 23 show two examples of classification outputs produced by the Figure 21 process. In the Figure 22 example, information from several individuals has been used to create two example categories that reflect differing use profiles. More classes may have been defined than those example classes shown here. Users assigned to the same class have many more features, behavior, and/or other attributes in common than each of them does with members assigned to other classes.

In example Figure 22, members of class 1 tend to spend more per content item purchased, travel abroad more frequently, are more interested in national and international news, business and travel information, and generally do not participate in "pay per view" events and/or content consumption. Members of class 1 also tend to add new rights and/or modify existing rights management controls for

content, for instance, to add a markup and redistribute the content in one example, may be less likely to express a religious preference and/or affiliation, and tend to use the Internet as an area for "surfing" and exploration.

5           Members of class 2 tend to pay less for content purchased, seldom travel abroad, tend to be interested in sports, religious content and events, and are more often consumers of movies than are members of class 1. Members of class 2 are more likely to "pay per view" than are members of class 1, and are much less likely to add  
10 new controls to content and/or modify rights acquired. Members of class 2 are more likely to express a religious preference and among those that do, Protestant denominations are more frequently mentioned. Members of class 2 may use the Internet, but tend to do so as part of their work role and responsibilities rather than as  
15 entertainment, hobbies, and other leisure-time pursuits.

          Some methods of classification produce parameter data rather than assignment of objects to more discrete (or fuzzy or other kinds of) classes. Instead, this parameter data may indicate the extent to which an object possesses one or more traits, attributes, or class  
20 characteristics. For instance, a person may have been assigned to class 1 (call it "the cosmopolitan class") or class 2 (call it "the parochial class") as shown in Figure 22; however, using other procedures the same example persons may be assigned parameter data

reflecting the extent or degree to which they are "cosmopolitan" or "parochial" or some of each.

In the example process that generates the information shown in Figure 23A, data for several individuals has been arranged in a case (row) by variable (column) matrix and using means known to those skilled in the arts, subjected to principal components analysis with subsequent Varimax axis rotation. Components with eigenvalues >1.0 were retained for subsequent rotation and use. After rotation, each case was assigned a score on each retained (and rotated) component. Each score indicates the extent to which the case has the characteristic represented by the component.

The hypothetical data in Figure 23A shows how strongly each variable (the column of the input matrix) is correlated with the underlying characteristic or component. For example, "region of the US" and "Family income" are highly correlated while "owns a sports utility vehicle" is not.

Using results such as these plus the input data matrix, a score is assigned to each case indicating the extent to which they possess the trait, attribute, characteristic indicated by each factor or component. The hypothetical data in Figure 23B shows how strongly each case -- a person or thing -- is a member of the class, and/or possesses the underlying variable represented by each component. A higher score shows that example case 1 has more of the underlying component 1 than does example case 3, whose score is close to zero. Components

(factors) may be bipolar with a zero point and cases whose scores may be positive, negative or zero. Hypothetical example case 5 has a negative score on this component.

This component score information may be used by the  
5 matching and classification utility 900 to define certain other classes, such as "the class consisting of the top 5% of those who are cosmopolitan," that is, the 5% with the highest scores on example component 1. The original scores and/or derivative class assignments may be included on attribute records with attribute and/or class  
10 information harvested from other sources and/or through other processes.

## **DATA HARVESTING**

### **Example Steps For Collecting Appliance Related Data**

Figure 24 shows example steps performed by the matching and  
15 classification utility 900 to collect appliance attribute data. In this example, an electronic appliance 100 may have certain information associated with it. For example, a VDE administrator 800 may initialize appliance 100 with certain information upon appliance installation. In this example, the matching and classification utility  
20 900 can collect this appliance attribute data and use it as part of a matching and/or classification and/or selection process. As shown in Figure 24, the matching and classification utility 900 may initially specify desired appliance attribute fields or other information characteristics the utility is going to collect (Figure 24, block 1502).

The information to be collected depends upon the purpose and use to which the matching and classification utility 900 is to put the information to. The matching and classification utility 900 may use a data dictionary or other mechanism for specifying the desired types of appliance information it is going to collect.

The matching and classification utility 900 next determines whether it already possesses the desired information for this particular appliance 100 (Figure 24, block 1504). For example, the information may have been previously gathered as part of a prior process. If the information is already available, the matching and classification utility 900 sends one or more events to a "create appliance attribute record" method to process the previously gathered data (Figure 24, block 1506). (In all these processes, if the appropriate method is has been sent previously to a VDE installation, only the associated administrative events necessary to activate the method need to be sent in the VDE container.) Alternatively, if the desired data is not already available ("no" exit to decision block 1504, Figure 24), the matching and classification utility 900 performs the other steps shown in Figure 24 to collect the appliance attribute data.

These collecting steps shown in Figure 24 may include sending a VDE container 152 with a "create appliance attribute record" method, and one or more associated administrative events to activate the method, to the VDE administrator 800 (Figure 24, block 1508). The next step (Figure 24, block 1510) may be performed by the VDE



administrator 800 processing the administrative event(s) using the "create appliance attribute record" method to determine whether the administrator already has the desired information for the particular electronic appliance 100. If the operation is successful ("yes" exit to  
5 decision block 1512, Figure 24), the VDE administrator 800 may send, to the matching and classification utility 900, a VDE container 152 containing one or more administrative events and the appliance attribute record (Figure 24, block 1514). If the operation is not successful ("no" exit to decision block 1512, Figure 24), the "create  
10 appliance attribute record" method operating at VDE administrator 800 may, in this example, collect the data directly from the electronic appliance 100 by sending a VDE container to the appliance, the container containing a "create appliance attribute record" method and one or more associated administrative events (Figure 24, block 1516).  
15 The appliance 100 may itself process the administrative event(s) using the "create appliance attribute record" method (Figure 24, block 1518) to produce the required appliance attribute record. Appliance 100 may then send a VDE container 152 containing the appropriate administrative event(s) and the appliance attribute record  
20 to the matching and classification utility 900 (Figure 24, block 1520).

In another example, blocks 1508-1514 may be bypassed entirely, and the matching and classification utility 900 may (assuming appropriate authorizations are in place) perform block 1516 to send a container 152 with one or more administrative events

and the "create appliance attribute record" method directly to the electronic appliance 100.

Figures 25(A) and 25(B) together show example steps performed by the "create appliance attribute data" method shown in Figure 24, blocks 1506, 1510 and 1518. As disclosed in "Ginter et al", the actual processing steps are performed by one or more load modules associated with the method. This example method (which, as explained above, may be performed by the matching and classification utility 900, the VDE administrator 800, the electronic appliance 100, any other electronic appliance, or a combination of any or all of these) first locates the site configuration record(s) corresponding to the electronic appliance for which appliance attribute data is to be collected (Figure 24A, block 1522). This site configuration record(s) may, for example, be stored in the electronic appliance secure database. The method next locates the permissions record for the site configuration record(s) (Figure 24A, block 1523). The SPE next determines, based upon the permission record(s), whether the method has permission to access and/or use the site configuration record(s) (Figure 25A, block 1524). If the method does not have the appropriate permission ("no" exit to decision block 1524, Figure 25A), the protected processing environment 154 reports the failure and reason for the failure, and the method writes an associated audit record (Figure 25A, block 1525, 1526) and goes on to process a user configuration record(s). On the other hand, if the method does have permission to use the site configuration record(s) ("yes" exit to

decision block 1524, Figure 25A), the method copies the required fields from the site configuration record(s) to create an appliance attribute record, and may then write an appropriate audit record (Figure 25A, block 1527).

5           After completing processing of site configuration records, the method then locates the user configuration record(s) corresponding to the electronic appliance for which appliance attribute data is to be collected (Figure 25B, block 1528). This user configuration record(s) may, for example, be stored in the electronic appliance secure  
10   database. The protected processing environment 154 next locates the permissions record for the user configuration record(s) (Figure 25B, block 1529). The protected processing environment 154 determines next, based upon the permission record(s), whether it has permission to access and/or use the user configuration record(s) (Figure 25B,  
15   block 1530). If the method does not have the appropriate permission ("no" exit to decision block 1530, Figure 25B), the protected processing environment 154 reports the failure and reason for the failure, and the method writes an associated audit record (Figure 25B, block 1531, 1532) and exits the process. On the other hand, if the  
20   method does have permission to use the user configuration record(s) ("yes" exit to decision block 1530, Figure 25B), the method copies the required fields from the user configuration record(s) to create an appliance attribute record, and may then write an appropriate audit record (Figure 25B, block 1533). The method may then, if desired,  
25   create a new permissions record corresponding to the appliance

attribute record (Figure 25B, block 1534). If a new permissions record is desired, the method may include appropriate "shared secrets," expiration interval(s), and/or other data in an associated MDE to, for example, provide a basis for controlling access, use, and  
5 modification of the permissions record.

Figures 26A-26C show examples of appliance attribute records created by Figure 25B, block 1532. Figure 26A shows an example appliance attribute record that may include, for example, an appliance identification field 1536(1) and any number of attribute fields  
10 1538(1)...1538(n). Figure 26B shows a more specific appliance attribute record example including an appliance ID field 1536(1), an operating system field 1538(A), a country field 1538(B), a state field 1538(C), a VDE administrator organization field 1538(D), a VDE version field 1538(E), and a VDE maintenance level field 1538(F).  
15 Figure 26C shows that different encodings may be used for any/all of the various attribute fields 1538.

### **Example Steps for Collecting Demographic Data**

Figures 27A, 27B show example steps for collecting demographic data. In this example, the matching and classification  
20 utility 900 initially specifies demographic data fields it is interested in (Figure 27A, block 1540). The matching and classification utility 900 next determines whether the required data is already available to it (e.g., based on previous inquiries responded to by the user 95) (block 1542, Figure 27A). If the required data is already available ("yes"

exit to decision block 1542, Figure 27A), the matching and classification utility 900 may send one or more events to a "create demographic attribute record" method to process the data (block 1544, Figure 27A).

5           On the other hand, if the required data is not available to the matching and classification utility ("no" exit to decision block 1542, Figure 27A), the matching and classification utility may send a container 152 to another commerce utility system 90, the container including one or more administrative events associated with a  
10 "demographic data query" method and a "create demographic attribute record" method (Figure 27A, block 1546). The other commerce utility system 90 may then process the one or more events using the "demographic data query" method, and write an associated audit record (Figure 27A, block 1548). It may determine whether the  
15 required demographic data is available (Figure 27A, block 1550). If the information is available ("yes" exit to decision block 1550, Figure 27A), the commerce utility system 90 may process one or more events using a "create demographic attribute record" method in order to analyze the available demographic data, and write a corresponding  
20 UDE audit record (Figure 27A, block 1552). The other commerce utility system 90 may then send appropriate one or more administrative events and the demographic data attribute record within a container 152 to the matching and classification utility 900 (Figure 27A, block 1554)).

If the required demographic data is not available ("no" exit to decision block 1550, Figure 27A), the commerce utility system 90 may send an administrative event to the matching and classification utility system 900 within a container 152 informing the matching and classification utility that the required data is not available (Figure 27B, block 1556). The matching and classification utility 900 may then send a "demographic data query" method and a "create demographic attribute record" method within a container 152 (along with appropriate administrative events to activate such methods) directly to the user 95 about which demographic information is to be collected (Figure 27B, block 1558). The user's electronic appliance 100 may, in response, process the one or more events using the "demographic data query" method, which may write an associated audit record (Figure 27B, block 1560). If the required data is not collected ("no" exit to decision block 1562, Figure 27B), the user's appliance 100 may send a "failure" message associated with the appropriate administrative event to the matching and classification utility 900, and write an associated audit record (Figure 27B, block 1564, 1566). If the required demographic data is successfully collected ("yes" exit to decision block 1562, Figure 27B), the user's electronic appliance may process one or more events using the "create demographic record" method supplied by step 1558, which may write an associated audit record (Figure 27B, block 1568). The electronic appliance may then send appropriate administrative events and the

demographic attribute record to the matching and classification utility within one or more containers 152 (Figure 27B, block 1570).

Figure 28 shows an example questionnaire "pop-up" screen that may be displayed by the user's appliance 100 as a result of processing  
5 events using the "demographic data query" method of block 1548, Figure 27A, and/or block 1560, Figure 27B. In this example, information is collected directly from a user 95 by displaying a questionnaire on a display device that is part of the user's appliance 100. The questionnaire may ask for various demographic information  
10 such as:

- name
- address
- city
- state
- 15 • zip code
- gender
- date of birth
- education level
- marital status
- 20 • number of children

- age of first child
- gender of first child
- other information

The user is requested to provide the information by filling in the  
5 various fields within the questionnaire. The questionnaire may assure  
the user that all information the user provides will be treated as  
confidential, by, for example, disclosing the rules that will be  
associated with access to and use of the information.

Steps similar to those shown in Figure 25A, 25B may be  
10 performed to create a demographic attribute record based on the  
results of a demographic data query. Figure 29A-29C show examples  
of different user demographic attribute information records resulting  
from this process. Figure 29A shows an example demographic  
attribute record 1572 including a user ID field 1574 and any number  
15 of attribute fields 1576(1), ... 1576(n). Figure 29B shows a more  
specific example of a demographic attribute record including, for  
example, a user ID number 1574, a gender attribute field 1576(A), an  
age field 1576(B), a highest educational level field 1576(C), a  
citizenship field 1576(D), a country of residence field 1576(E), a  
20 district field 1576(F), a city field 1576(G), and a street address field  
1576(H). Figure 29C shows a different detailed encoding example  
for demographic attribute record 1572-1.



### **Example Steps for Collecting Psychographic Data**

Figure 20 shows example steps that may be performed to collect user psychographic data. In this particular example, the matching and classification utility 900 initially specifies desired psychographic data it requires in order to perform a particular classification/matching process (Figure 30, block 1580). The matching and classification utility 900 determines if the required data is already available to it (Figure 30, block 1582). If the required data is already available ("yes" exit to decision block 1582, Figure 30), the matching and classification utility 900 sends one or more events to a "create psychographic attribute record" method in order to analyze the available data and provide appropriate psychographic attributes (Figure 30, block 1584). If, on the other hand, the required data is not available to the matching and classification utility 900 ("no" exit to decision block 1582, Figure 30), appropriate steps are performed to collect the required data. In this example, the matching and classification utility 900 may send a "psychographic data query" method and a "create psychographic attribute record" method within one or more containers 152 (along with appropriate administrative events to activate such methods), to appropriate repositories that may contain the required data (Figure 30, block 1586). If the required data is available from the repositories ("yes" exit to decision block 1588, Figure 30), then an electronic appliance at the repository (in this example) processes one or more events using the "create psychographic attribute record" method supplied by block 1586 in

order to generate an appropriate attribute record(s) containing the attribute information the matching and classification utility 900 is interested in (Figure 30, block 1590). This information, and associated one or more events, may be sent to the matching and classification utility 900 within one or more containers 152 (Figure 30, block 1592).

If the required data is not available from the repository ("no" exit to decision block 1588, Figure 30), then the repository may send a "failure" message associated with one or more administrative events to the matching and classification utility 900 within a container 152 (Figure 30, block 1594). The matching and classification utility 900 may, in response, send one or more administrative events, a "collect psychographic data" and "create psychographic attribute record" method directly to the user's electronic appliance 100 within one or more containers 152 (Figure 30, block 1596). The user's electronic appliance 100 may, in turn, process the events using the "collect psychographic data" and "create psychographic attribute record" methods (Figure 30, block 1598, 1600), and send the resulting attribute data record(s) to the matching and classification utility (Figure 30, block 1592).

Figure 31 shows an example psychographic questionnaire "pop-up" screen that may be displayed to the user 95 upon performance of Figure 30, block 1598. This questionnaire may

collect various psychographic information from the user, including for example:

- mood information
- emotion information
- 5     • habit information
- behavioral information
- cognitive information
- medical information
- physical information
- 10    • patient information
- counseling information
- aptitude information
- testing information
- other information
- 15     • combinations of types of information.

The questionnaire may inform the user that all information collected will be treated as "confidential," and may also, if desired, indicate that the user will be compensated for providing the information.

Figures 32A-32C show some example user psychographic attribute information records 1602 that may be created by Figure 30, block 1584, 1590 and/or 1600. Figure 32A shows that a psychographic attribute record 1602 may include a user ID field 1604 and any number of attribute fields 1606(1), ... 1606(n). Figure 32B shows a more detailed user psychographic attribute record 1602 example including a user ID field 1604, a field 1606a indicating whether the user is introverted or extroverted, a field 1606b indicating whether the user is a sensing or intuitive person, a field 1606c indicating whether the user is primarily a thinking person or a feeling person, a field 1606(d) indicating whether the user is primarily a judging person or a perceiving person, and a field 1606(e) indicating an overall psychographic / behavioral profile such as, for example, the iVALS standard provided by SRI. Figure 32C shows a different kind of encoding (in this case, binary) for the various attributes 1606.

#### **Example Method for Determining Attributes Based on Available Rules and Consequences**

Figure 33 shows an example method for determining attributes based on available rules and consequences. The matching and classification utility 900 may first send one or more administrative events and a "send permission records" method request to an electronic appliance 100 within one or more containers 152 (Figure 33, block 1610). In response, the appliance may process the events using the method, which may write an associated audit record (Figure 33, block 1612). If this step is performed successfully ("yes" exit to

Figure 33, decision block 1614), the appliance sends appropriate administrative events and the requested permission records to the matching and classification utility 900 within one or more containers 152, and the method writes an associated audit record indicating it has performed this transaction (Figure 33, block 1616). The matching and classification utility may process events using a corresponding "create attribute record from permission records" method to obtain attributes from these provided permission records (Figure 33, block 1618). If the step of block 1612 failed (as indicated by the "no" exit to decision block 1614, Figure 33), the method may send a "failure" message to the matching and classification utility 900, and write an associated audit record (Figure 33, block 1620).

Figure 34 shows a variation on the Figure 33 example in which the appliance 100 rather than the matching and classification utility 900 creates the rules attribute record based on a "create rules attribute record from permissions records" method supplied by the matching and classification utility, and then sends the rules attribute record to the matching and classification utility (see Figure 34, blocks 1622, 1624).

#### 20 **Example Method to Construct Attribute Records from Permissions Records**

Figures 35A, 35B show example steps for constructing attribute records from permissions records. The steps shown in Figure 35A, 35B may, for example, be performed as part of the method shown in block 1618 of Figure 33.

In this example method 1618, the matching and classification utility 900 may first check relevant permissions to ensure that it has the authority to perform the desired transactions (Figure 35A, block 1630). For example, the matching and classification utility 900 may  
5 examine a permissions record about the permissions records it has collected, this permissions record it is examining indicating what entities have authority to perform operations with respect to the permissions record to be analyzed. Presuming the matching and classification utility 900 has the appropriate permission, it opens a  
10 permissions to be analyzed (Figure 35A, block 1632), and performs a sequence of steps 1634-1650 to extract relevant information from the permissions record. For example, information from the permissions record header can be copied into the attribute record (Figure 35A, block 1634), and then the method may locate the rights record header  
15 (block 1636, Figure 35A). Information from the rights record header may be copied into the attribute record (block 1638, Figure 35A), along with the identifier for the corresponding right(s) (blocks 1640, 1642, Figure 35A). The process may then recursively locate and harvest data from each method header contained within the rights  
20 record (blocks 1644, 1646, 1648, Figure 35B). The process may recursively repeat steps 1638-1648 for each rights record within the permissions record (as tested for by decision block 1650, Figure 35B). Finally, the entire process of steps 1632-1652 may be performed recursively for multiple permissions records to harvest the

appropriate rules and consequences information from each of a number of permissions records (see decision block 1652, Figure 35B).

Figure 36 shows example steps to perform the "check permissions" operation shown in Figure 35A, block 1630. In this example, the process locates the permissions record from which information is desired to be harvested (Figure 36, block 1660), and then determines whether there is a permissions record for that permissions record (Figure 36, decision block 1662). If there is no permissions record that controls that permissions record (and assuming that authorization or additional permission is required to access the permissions record from which information is to be harvested) (Figure 36, "no" exit to decision block 1662), the process reports failure, writes an audit record, and ends (Figure 36, blocks 1664, 1666, 1668). On the other hand, if there is a permissions record that controls access to the permissions record from which information is to be harvested ("yes" exit to decision block 1662, Figure 36), the process determines whether that permissions record for the permissions record enables usage by the matching and classification utility 900 (Figure 36, decision block 1670). If the matching and classification utility 900 does not have permission ("no" exit to decision block 1670, Figure 36), the process reports failure, writes an audit record to that effect, and ends (blocks 1672, 1674, 1676, Figure 36)). On the other hand, if the matching and classification utility 900 is granted permission ("yes" exit to decision block 1670, Figure 36), the process accesses and uses the permissions record for the

permissions record from which information is to be harvested (Figure 36, block 1678).

Figures 37A-37C show examples of attribute records containing information harvested from permissions records. Attribute record 1680-1 shown in Figure 37A includes a user identification field 1682, an object identification field 1684, and any number of attribute fields 1686(1), ..., 1686(n). The attribute record 1680-2 shown in Figure 37B includes, as a more detailed example, a user ID number field 1682, an object ID field 1684, a right ID field 1686a, a method identifier field 1686b, another right ID field 1686c, and corresponding method type fields 1686(d), a further right ID field 1686e and two corresponding method attribute fields 1686f, 1686g, a further right ID field 1686h and corresponding method attribute fields 1686i, 1686j.

Figure 37C shows a different example in coding for the Figure 37B example attribute record.

### **Example Steps for Assembling Rules and Consequences**

Figure 38 shows example steps for assembling rules and consequences. In this example, the matching and classification utility 900 may send one or more administrative events and a "get user rights table" method within a container 152 to an electronic appliance (Figure 38, block 1690). The electronic appliance 100 processes the one or more events using the "get URT" method, which may writes an



associated audit record (Figure 38, block 1692). The method then determines whether the associated URT records are available (Figure 38, decision block 1694). If the records are not available ("no" exit to decision block 1694, Figure 38), the method sends a failure notice to the matching and classification utility 900, and writes an associated audit record (block 1696, Figure 38). If, on the other hand, the URT records are available ("yes" exit to decision block 1694, Figure 38), the method packages the URT records and associated one or more administrative events into a container 152, and sends the container to the matching and classification utility 900 (Figure 38, block 1698). The matching and classification utility 900 may then process the administrative events using a "create attribute record from URT" method in order to extract or harvest the information from the URT(s) (Figure 38, block 1700).

Figure 39 shows another example sequence of steps for assembling rules and consequences. In this example, the matching and classification utility 900 sends one or more administrative events and a "create attribute record from URT" method to the electronic appliance 100 that stores or has access to the user rights table information (Figure 39, block 1702). The appliance then processes the events using the method sent to it, and the method writes associated audit information as it processes (Figure 39, block 1704). If the URT records are available and the step completes successfully ("yes" exit to decision block 1706, Figure 39), the method sends the resulting URT attribute record(s) and one or more administrative

events to the matching and classification utility within a container 152, and writes corresponding audit information to an audit trail (Figure 39, block 1710). On the other hand, if an error condition arises either because the URT records are not available or because the method for some other reason cannot complete successfully, the  
5 method sends a failure notice within a container 152, and writes an associated audit record ("no" exit to decision block 1706, Figure 39, block 1708).

Figures 40A, 40B show example steps performed by blocks  
10 1700, 1704 to "create attribute record from user rights table." The method begins by checking associated permissions for the user rights table records (Figure 40A, block 1720). Assuming that appropriate user and/or group permission is available, the method next locates the user rights table (Figure 40A, block 1722), and then begins  
15 recursively analyzing the user rights table information to harvest desired attribute information from it (Figure 40A, blocks 1724 and following). In this particular example, the method locates the user rights table record (block 1724, Figure 40A, and then locates the first rights record header within the first user choice record within the  
20 URT record (blocks 1726, 1728, Figure 40A). The method copies rights record header information to the attribute record (block 1730), and then locates the right identifier and copies that to the attribute record (blocks 1732, 1734). The method then recursively locates each method header within the user rights table right record, and  
25 copies corresponding attribute information to the attribute record

(blocks 1736, 1738, 1740, Figure 40B). Steps 1728-1740 are performed recursively for each rights record within the user choice record (see Figure 40B), decision block 1742), and the above steps are performed recursively for each user choice record within the user rights table (see decision block 1744, Figure 40B). Additionally, steps 1724-1744 are performed recursively for each user rights table record within the user rights table (see Figure 40B, decision block 1746). As a last example step, the method creates a permissions record that controls access and use of the attribute record it has created (Figure 40B, block 1748).

Figure 41 shows example steps performed by the check permissions block 1720 shown in Figure 40A. For example, the sequence of steps may begin by locating a corresponding permissions record (Figure 41, block 1750) and then determining whether there is a permission record corresponding to the corresponding user rights table entry (Figure 41, decision block 1752). If there is no such entry ("no" exit to decision block 1752), the method may report failure, write an audit record, and end (blocks 1754, 1756, 1758, Figure 41). If there is a corresponding permissions record ("yes" exit to decision block 1752, Figure 41), then the permissions record may be examined whether it enables usage for the matching and classification utility 900 (decision block 1760, Figure 41). If the permissions record does not enable usage by the matching and classification utility 900 ("no" exit to decision block 1760, Figure 41), the method may report a failure, write an audit record, and end (blocks 1762, 1764, 1766,

Figure 41). On the other hand, if the matching and classification utility 900 does have the required permissions to enable usage ("yes" exit to decision block 1760, Figure 41), the method may access the permissions record (if any) for the user rights table for use in  
5 controlling access to the user rights table itself (block 1768, Figure 41).

Figures 42A-42C show example rights attributes records 1770 that may be obtained from the processes above. The Figure 42A example rights attribute record 1770-1 includes a user or group ID  
10 field 1772, an object ID field 1774, and any number of attribute fields 1776(1), ... , 1776(n). The more detailed example rights attribute record 1770-2 shown in Figure 42B includes a user ID number field 1772, an object ID field 1774, a right ID field 1776a and  
15 corresponding method attribute field 1776b, another right ID field 1776c and corresponding method attribute field 1776d, a right ID field 1776e and corresponding method attribute fields 1776f, 1776g, and another right ID field 1776h and corresponding method attribute field 1776i.

Figure 42C shows how the rights attribute record 1770 can be  
20 encoded numerically as opposed to using characters, as one example.

### **Example Steps for Assembling Usage Audit Records**

Figure 43 shows example steps for assembling usage audit records for purposes of matching and/or classification. In this example, the matching and classification utility 900 may send one or

more administrative events and a "get audit records" method to a VDE appliance 100 within a container 152 (Figure 43, block 1780). The appliance 100 may process the one or more events using the "get audit records" method, which may write an associated audit record (block 1782, Figure 43). If the audit records are not available ("no" exit to decision block 1784, Figure 43), the method may send a failure notice within a container to the matching and classification utility 900, and may then write an associated audit record (Figure 43, block 1786). On the other hand, if the audit records are available ("yes" exit to decision block 1784), the method may send one or more administrative events and the audit records within a container 152 to the matching and classification utility 900, and write an associated audit record (block 1788, Figure 43). The matching and classification utility 900 may then process the one or more administrative events using a "create attribute record from audit record" method in order to extract or harvest the information from the audit record it will use to perform matching and/or classification (block 1790, Figure 43).

Figure 44 shows another sequence of example steps that may be used to assemble usage audit records for purposes of matching and/or classification. In the Figure 44 example, the matching and classification utility 900 sends one or more administrative events and a "create attribute record from audit record" method to an electronic appliance 100 within one or more containers 152 (Figure 44, block 1792). The appliance 100 may then process the one or more administrative events using the "create attribute record from audit

record" method, which may write an associated audit record (block 1794, Figure 44). The method may determine, in this process, whether audit records are available (Figure 44, decision block 1796). If no audit records are available ("no" exit to decision block 1796),  
5 the method may send a failure notice to the matching and classification utility 900 (Figure 44, block 1798). On the other hand, if audit records are available, the method may create the corresponding usage attribute records and associated administrative event(s), package them into a container 152, send the container to the  
10 matching and classification utility 900, and write corresponding audit records (Figure 44, block 1799).

Figures 45A, 45B show example steps for performing the method (shown in Figure 44, block 1794, for example) of creating attribute record(s) from audit records. In this example, the method  
15 first locates the audit records in a secure database or other storage facility (Figure 45(A), block 1800). The method next selects an appropriate UDE audit record to analyze (Figure 45(A), block 1802), and determines whether a permission record is available that applies to this particular audit record (Figure 45(A), decision block 1804). If  
20 a permissions record is required and is not available, the process reports failure, writes an associated audit record, and ends (Figure 45 blocks 1806, 1808, 1810). If, on the other hand, a required permissions record is available ("yes" exit to decision block 1804, Figure 45), the process determines whether the permissions record  
25 grants the device or process permission to use the audit record(s) for

this particular purpose (decision block 1812, Figure 45). If such permission is not available ("no" exit to decision block 1812, Figure 45A), the process reports failure, writes an associated audit record, and terminates (Figure 45A, blocks 1814, 1816, 1818).

5           If any applicable permissions record is available and grants permission to the matching and classification utility 900 ("yes" exit to decision block 1812), the process determines multiple audit records need to be analyzed together as an overall event (Figure 45A, decision block 1820). For example, an "atomic transaction" in which  
10 multiple steps are performed to achieve an overall result may have multiple audit records (e.g., from multiple appliances 100) that may need to be analyzed together in order to make sense out of the overall transaction. As another example, an object may have subparts (e.g., sub-objects) on which operations can be performed – but it may be  
15 important for matching and/or classification purposes to analyze the results of such multiple operations together in order to determine appropriate attribute(s) for matching and/or classification. If it is necessary to aggregate multiple audit records together for analysis (decision blocks 1820, 1822, Figure 45A), then the process proceeds  
20 to analyze those audit records together and create corresponding summary transaction information (Figure 45A, block 1824).

The process next determines whether it needs to produce aggregated audit statistics in order to perform the associated matching and/or classification operation (Figures 45A, 45B, decision block

1826). For example, multiple operations may be performed on a certain object. It may be important to know statistics about such operations (e.g., the number of times the object was opened on a certain day, the number of users who opened the object in a certain  
5 time period, etc.). If such aggregated statistics are required ("yes" exit to decision block 1826, Figure 45B), the process proceeds to create such aggregated statistics (block 1828, Figure 45B).

The process next copies selected audit record information to an audit attribute record (Figure 45B, block 1830). The process then  
10 determines whether it needs to process more audit records (decision block 1832, Figure 45B). If more audit records are required to be processed ("yes" exit to decision block 1832, Figure 45B), control returns to Figure 45A, block 1802 to select the next audit record. Otherwise ("no" exit to decision block 1832, Figure 45B), the process  
15 creates a permissions record associated with the newly created attribute record(s) (Figure 45B, block 1834), and completes.

Figures 46A, 46B show example usage attributes/statistic records that the Figure 45A-B process may create. The Figure 46A attribute record 1830-1 may include, for example, a user ID 1832, an  
20 object ID 1834, and any number of attribute fields 1836(1), ... , 1836(n). The more detailed Figure 46B example attribute record 1830-2 includes a user ID number 1832, an object ID 1834, a right ID 1836a and associated method characteristic 1836b, another right ID 1836c and associated method 1836d and associated statistic 1836e, a



further right ID 1836f and associated method attribute 1836g, another right ID 1836h and associated methods 1836i, 1836j, and associated additional attributes 1836k-1836o. The characteristics shown in fields 1836k-1836o could, for example, be derived from an aggregate  
5 of any number of individual audit records recording individual transactions associated with the object identified in field 1834.

### **EXAMPLES**

The following are some non-limiting examples of how Matching and Classification Utility 900 may be useful in certain  
10 applications.

#### **Example: Matching and Classification Utility 900 Can Support Narrowcasting or "Push" Distribution Models Based On Classes**

15 Interactions with content, transactions, and other events on the World Wide Web are mainly driven today by following chains of hypertext links, using various search engines, and/or indexes, to say nothing of just plain luck and persistence, to find interesting and/or useful content and/or services. Time consuming and generally  
20 inefficient, these search activities share in common the feature that each consumer must intentionally "pull" desired content from a Web site to their computer after successfully identifying specific content or services of interest at that time. The present inventions also support "pull" models—a topic to be addressed shortly. However, the present

inventions also support narrowcasting or "push" models of content distribution as well.

In one example, the matching and classification utility 900 can facilitate much more automated and therefore more efficient and effective content creation, access and/or distribution services that "push" information and/or services to users. Example Figure 47 shows an example "information push" model 2000 in which an arbitrary number of users 2001(1)-2001(n) each have a VDE node (e.g., a protected processing environment 154) installed on their appliances. These example appliances may be of any kind, including computers, so-called Web television or Web-TV, DVD appliances with some form of backchannel, a settop box with a "back channel", and so on.

Perhaps with the permission of the user or other authority, such as an administrator within an organization, the VDE node collects various usage information or "info exhaust" according to the rules and usage consequences provided by one or more value chain participants. At times specified by default and/or by the associated rules and consequences, audit records are sent, in this example, in VDE containers 2006(1)-2006(n) to a usage clearinghouse 300, which in turn, may send all or a portion of these audit records in a VDE container 2008 to the matching and classification utility 900. The audit records may contain rights management information, including, but not limited to the amount of usage, the amount paid, if any, the

payment method used, if any, VDE control sets, and/or data that identify various attributes of the node, user, and/or known and/or used object(s). The audit records may also contain information about objects known to the VDE node (objects with PERC records - see  
5 Figures 35A, 35B and associated discussions) and/or objects that have been used (objects with URT entries - see Figures 40A-40B and associated discussions) on the node.

The matching and classification utility 900 may also receive from one or more providers 2010 content objects 2003 themselves,  
10 for example, information in text format and/or metadata 2005 associated with content objects. Using at least one classification method, the matching and classification utility 900 may create at least one object class hierarchy, object class, object classification scheme, object category and/or object category scheme using at least some  
15 rights management information and assign at least one object to at least one category and/or class.

The matching and classification utility 900 takes the usage information and other rights management information received from the VDE nodes and/or other information sources and may create at  
20 least one category and may assign at least one node and/or user to a category and/or class. In Figure 47, the matching and classification utility 900 sends a VDE container 2002 to content provider 2010 with information showing the classes of content used by one or more nodes and/or users along with a request that the provider 2010 send similar

content back to one or more users 2001. At least one content provider  
2010 then sends at least one VDE container 2004 to user A with  
content and/or information about available content that may be of  
interest to user A given the history of content usage as reflected in  
5 VDE audit records and/or other rights management information. In  
this "push" example, classes of content or information about available  
content may be pushed automatically from (a class of) content  
providers to one or more members of class of users and/or nodes.  
Consequently, users do not have to search as intensely, if at all, for  
10 content of interest to them.

In this example, user A receives content that may be most like  
content the user has already used, perhaps like content used most  
frequently in the recent past. The present inventions also support the  
matching and classification utility 900 and/or content provider  
15 sending content that is in a class or classes more distant from topics  
of prior and current interest to a particular user and/or group of users.  
Certain classification methods familiar to those skilled in the arts may  
provide quantitative indicators of distance that, in turn, may be used  
as at least one criterion for selection.

20 In another example, matching content to users and/or nodes  
may be based in part on class assignments that are in turn based in  
part on information concerning user preferences solicited by the  
matching and classification utility 900 or other value chain  
participant, such as a market research firm, advertising agency,

provider, distributor, VDE administrator 800, or other Commerce Utility System.

Although the matching and classification utility 900 and/or content provider may send "more of the same," in another example  
5 the present inventions support providers at least occasionally sending content more distantly related to the user's apparent interests to determine if the user's circle of interest might be a little larger than that indicated by past usage and other, related rights management information alone.

10 In another example, providers may from time to time send content unrelated to the user's apparent interests that may nevertheless reflect the interests of persons and/or groups sharing at least one attribute with the user. For instance, the matching and classification utility 900 may, by sending a VDE container with  
15 appropriate user and content class information, suggest to a provider that user A receive content similar to content used by another member or members in the same group or class as user A. In one example, the matching and classification utility 900 may suggest sending business information related to a particular vertical market segment because  
20 others in the same class as user A have paid attention to that market.

In support of various content narrowcasting or "push" models, the matching and classification utility 900 may provide content class related information to a "subject switch" or "subject mapper," which in turn, matches participants desiring information in one or more

specified classes with one or more sources of content in the requested class or classes.

The non-limiting subject switching example 2050, Figure 47A, shows a number of customers 2053(1)-2053(n) each with an  
5 appliance 2052(1) -2052(n) such as a personal computer. Other arrangements may include appliances such as a WebTV interface and/or an intelligent "settop box" connected to an interface device that uses one or more (digital) TVs for display. Still other  
10 arrangements may include an NC computer without a local hard disk logically connected to at least one server, a personal digital assistant with a network connection, and/or any other appliances with suitable processing, storage, and communications capabilities.

Referring again to Figure 47A, each customer appliance 2052 may have a VDE secure node installation 2054 incorporating a  
15 protected processing environment 154, as described in "Ginter et al", and messaging services software 2058 that manages communications with other appliances. (In an alternative example, some appliances may lack secure nodes or sufficiently secure nodes, and receive appropriate one or more protected processing environment 154 based  
20 services from one or more servers and/or peers.) These appliances may be located in the same physical and/or logical environment, such as on the same local area network, and/or may be distributed across wide area networks such as multi-location corporate Intranets and/or the Internet itself. Among other tasks, messaging services 2058

"listens" for messages destined for that particular appliance or for broadcast messages intended for at least one appliance in the set of appliances that receive the broadcast. In certain instances no appliance may actually be "listening." In other examples, the

5 messaging services 2058 may incorporate delivery assurance capabilities that assure delivery through use of explicit or implicit acknowledgments of receipt combined with the ability to retransmit information that has not been acknowledged. Messaging services 2058 may be designed such that an operator may select from one or

10 more delivery assurance levels, for example "no receipt acknowledgment," "retry n times, then notify operator if not received," "retry until a certain date/time, then notify operator if not received," "retry n times and/or until a certain date/time, no operator notification necessary," et cetera.

15 Messaging services 2058 may use the secure node 2054 to package one or more messages in a VDE secure container that may also include one or more sets of rules and usage consequences that may be associated with one or more messages in the container as described in "Ginter et al". In this example, messaging services 2058

20 then sends the secure container to one or more destinations using, for instance, TCP/IP and/or some other network protocol(s). Also, messaging services 2058 may broadcast a VDE container to one or more other customers 2053.

In this example, a customer 2053 uses application 2060 to persistently request or "subscribe" to one or more particular classes of content. For example, a highly detailed class might include "business information concerning the US market share of PC vendors,  
5 information in text format, costing less than a dollar per item, and for which the subscriber receives the right to excerpt at least one whole paragraph, provided that the excerpted amount constitutes less than 25% of the entire item based on word count." This same and/or another application may also be used to interact with instances of  
10 content in the desired class, for example, by displaying information on a computer screen and/or another output device in accordance with the rules and usage consequences associated with that item. If a user no longer has an interest in one or more classes, they may also use the same (or similar) application 2060 to "unsubscribe" from a particular  
15 subject, or specify further narrowing or broadening criteria to adjust the flow of content from one or more classes.

Items in the desired class or classes may be available from more than one content source 2074(1)-2074(n). To enhance the efficiency of locating content of interest to the subscriber or other  
20 participant, the matching and classification 900 may have created such a class definition and assigned one or more content items to that class. In one example, the matching and classification 900 may have sent one or more methods, and administrative events necessary to invoke the method(s), in a VDE secure container to one or more  
25 content sources 2074 where the classification methods are executed.



Such methods may, for example, assign content items to one or more classes. One or more object and/or item identifiers may have been transmitted to the matching and classification utility 900 along with class assignments for each item. If the matching and classification utility 900 has not previously created the desired class and assigned items to it, in response to a request from the subject switch 2051, the matching and classification utility 900 may do so using any appropriate combination of one or more such classification methods and procedures. The matching and classification utility 900 may create at least one object class hierarchy, object class, object classification scheme, object category and/or object category scheme using at least some rights management information and assign at least one object, item, and/or subscriber to at least one category and/or class.

Subsequent to receipt of the request and/or "subscribe" message from the customer 2053, the subject switch 2051 may query the matching and classification 900 for content sources 2074 that have items in the desired class or classes. The matching and classification utility 900 may respond with information indicating known sources of information in the desired class(es), if any. The subject switch 2051 may then send a VDE container to the appropriate content source(s) 2074 indicating that certain customers 2053 are interested in items in the desired class and that the content source 2074 should send items in this class to this customer 2053

and/or groups of customers, and/or include such content in broadcasts which may be received by such subscribers.

The content sources 2074 may have already received class definitions and class assignment information from the matching and classification utility 900 and/or may have received from the matching and classification utility 900 or another party to the transaction one or more classification methods and associated events to invoke one or more of these methods to perform classification and/or class assignment processes.

10 In one arrangement, the content source 2074 may send the desired items directly to the subscribing customers 2053 by using the messaging services 2058 and subject switch 2051 to publish each item as it becomes available for distribution. In another example, the content source 2074 may broadcast the information such that

15 subscribers' messaging services 2058 will have the opportunity to access the such items from a broadcast. The content source 2074 may call on messaging services 2058 to use the VDE secure node to package the item in a VDE container along with associated rules and usage consequences and then send that container such that one or

20 more listening messaging services 2058 on other appliances 2052(1)-2052(n) will receive it. Based on subject information contained in the message header and/or in unencrypted (but optionally protected for integrity) areas of the VDE container, the listening messaging services 2058 may identify the message as belonging to a subject

class it is listening for, then use the VDE node to open the container and view or otherwise use the item in accordance with that item's associated rules and usage consequences.

In another arrangement, the subject switch 2051 may be located  
5 on each customer appliance 2052(1)-2052(n). Using messaging services 2058, each subject switch 2051 may communicate with the matching and classification utility 900 to locate sources of content matching the subscribed classes. In this example, the subject switch 2051 on the local appliance then uses the messaging services 2058 to  
10 communicate with one or more content sources 2074 indicating classes of content to which it wishes to subscribe. Using the messaging services 2058, one or more content sources 2074 may directly send and/or broadcast items in the desired classes to subscribing customers 2053 in VDE secure containers along with  
15 associated rules and consequences. In another arrangement, the content source 2074 may send one set of rules and usage consequences that apply to members of one or more item classes, thus potentially improving the efficiency of distribution and of rights management. In another example, the rules and content items may be  
20 sent in separate VDE containers. In this example, the messaging services 2058 and subject switch 2051 listen for messages that are addressed to those customers who subscribe to a particular content item class and makes those items available to customers using an application 2060.

In another arrangement, messaging services 2058 and/or subject switch 2051 may be installed and run on network routers, network switches, one non-limiting example being ATM switches, and other packet and/or cell switches.

**5 Example: Digital Broadcasting Based On Matching And Classification**

“Shear et al” discloses a Digital Broadcasting Network (“DBN”) that may function as a cooperative of Web sites and, for example, service providers, with a central and perhaps regional and  
10 logical (e.g., market based) headquarters groups, or it may function as a for profit, shareholder corporation in a business model reminiscent of television broadcast companies (e.g., NBC), or it may function as a cooperative or virtual corporation that has some mix or combination of mixes of the above attributes and employ distributed peer to peer,  
15 hierarchical, and centralized administrative business relationships and activities.

In one example, plural corporations may join together to provide the advantages of size and coordination with individual participants providing some degree of specialty expertise and the  
20 body of entities coordinating together in some fashion in a “higher” level cooperative or corporation.

Figure 48 shows one non-limiting example 2100 of a DBN that includes one or more DBN Web servers 2104(1)-2104(n) and one or more Web users each with VDE nodes. Users are attracted to a

specific DBN server (or servers) because it provides access to specialized content and/or services 2108. Based at least in part on rights management information 2110 collected from DBN servers, for example, controls associated with the most frequently requested  
5 information, the matching and classification utility 900 creates categories of content (and/or services) and assigns DBN servers to one or more classes according to their specialization(s). The matching and classification utility 900 may may create at least one class hierarchy, class, classification scheme, category and/or category  
10 scheme using at least some rights management information and assign at least DBN server and/or at least some information to at least one category and/or class.

For example, one DBN server may specialize in consumer sports information while another may specialize in legal information.  
15 DBN servers may specialize in plural content (and/or service) areas. This class and class assignment information is provided to DBN servers, to content (and/or service) providers, or both.

The matching and classification utility 900 in one example sends VDE containers 2112 to content sources 2102 indicating  
20 specific classes of content that should be sent to one or more DBN servers 2104. Using this information, content providers 2102(1)-2102(n) then send content in these categories in VDE containers 2106 that match the categories of most frequently hit and/or consumed content on a DBN server 2104(1)-2104(n). (In another example,

other information may be used as the basis of classification, matching, and selection.) For instance, the matching and classification utility 900 sends a VDE container 2112(2) to content source 2102(1) with instructions to send content in categories 1,11, and 15 to DBN server 1 (2104(1)). This content may, in turn, be sent to one or more consumers in VDE containers 2108(1), 2108(3).

In one aspect, this example process is analogous to hard goods manufacturers and distributors keeping Wal-Mart shelves stocked with those items in greatest demand based on point of sales and inventory data. One difference, of course, is that in this example, the DBN server is stocked with intangibles in the same or similar class as the intangibles sold rather than providing replacements for hard goods that have been sold off the shelf. In another example, a DBN server may send its classification data to content providers along with a request that they send more of the same. The request may be sent independently of the class information.

In another example, the matching and classification utility 900 may receive content and/or rights management information from providers and go on to create classes of content and/or content providers in which the classes may be partly defined using rights management data. Content on one class may, among other things, be distinguished from content in another class by price, payment methods, usage opportunities (e.g., available for printing, available for viewing pay-per-use), usage consequences, and/or specific

permissions. The matching and classification utility 900 may subsequently send a communication, perhaps in a VDE container, to providers indicating that they send content in one or more specified classes to at least one DBN server.

5           Non-limiting example Figure 48 shows that the DBN 2100 may consist of video 2202 and/or audio 2203 content providers who send certain categories of video and/or audio content 2206 to DBN servers 2204(1)-2204(n) based on the categories of content each server may specialize in, which, in turn, may be determined at least in part on  
10 frequency of usage and/or other rights management information sent in VDE containers 2213 to the matching and classification utility 900, or to a usage clearinghouse 300 and then to a matching and classification utility 900. (In another example, other information may be used as the basis of classification, matching, and selection.) The  
15 matching and classification utility 900 sends VDE containers 2212 to content sources indicating that they should send content in specific categories 2206 to specific DBN servers 2204. In turn, each DBN server 2204(1)-2204(n) delivers video 2208 and/or audio 2209 in VDE containers to parties interested in such content. In another  
20 example, a VDE container may hold both video and audio and/or any other content type.

**Example: Matching and Classification Utility 900  
Can Also Support "Pull" Distribution Models Based  
On Classes**

Notwithstanding the noted trend toward "push" content  
5 delivery models, the present inventions also enhance the efficiency,  
focus, specificity, and convenience of content "pull" models. In one  
example 2300 (Figure 49), the matching and classification utility 900  
sends in VDE containers 2306(1)-2306(n) at least one administrative  
event and/or associated method that performs classification and/or  
10 class assignments to a VDE-aware appliance. The administrative  
events and method(s) are processed under the control of the VDE  
node. In one example, the results of processing the classification  
method may indicate at least one class of content and/or services of  
interest to a user and/or node. The classification method may also  
15 create at least one class hierarchy, class, classification scheme,  
category and/or category scheme using at least some rights  
management information and assign at least one service and/or at  
least some content to at least one category and/or class.

Subsequently, a VDE container 2308 may be sent to a provider  
20 2302 with information indicating at least one class of content,  
services, transactions, rules and/or usage consequences, such as the  
ability to modify, excerpt and/or reformat, and/or events and a request  
that that the provider send content and/or pointers to services that  
meets the stated criteria and/or descriptive information about such  
25 content, services, transactions, and/or events to the requesting user



and/or node. The request may, for example, be initiated explicitly by the user and/or node or may be initiated by the node according to one or more administrative events and associated methods and/or control sets. In turn, the content provider 2302 sends a VDE container 2304  
5 to the requesting user 2306(1) with content that matches the desired selection criteria and/or profile.

The user may elect to use, consume, purchase, and/or rent one or more content objects (or use one or more services). As this one example shows, the user pulls in content and/or interacts with services  
10 by matching at least one class indicating user preferences with at least one class of content objects and/or services and/or transaction types.

**Example: The Enterprise Distributed Matching And Classification Utility**

Businesses and other organizations may be concerned with  
15 privacy and confidentiality regarding information and/or services used within the company. This concern may be manifest regardless of whether the information and/or services originated inside and/or outside the organization. Thus some organizations may have strong incentives to take advantage of the present inventions by operating a  
20 distributed matching and classification utility 900 to provide matching and classification services within the enterprise while at the same time maintaining a higher degree of confidentiality and privacy by selecting and/or limiting the nature, range, and detail of information sent outside the organization.

Figure 50 shows an example 2400 of an entity 2406 that has one or more VDE enabled appliances and users 2420(1)-2420(5) on a corporate Intranet 2418. These appliances may be, for example, computers, workstations, mainframes, or more specialized devices, such as supercomputers and/or graphics workstations for animation and special effects. The company may also operate internally one or more Commerce Utility Systems, perhaps including a financial clearinghouse 200, a usage clearinghouse 300, and a matching and classification utility 900. The company may also operate at least one content server 2414. These commerce utility systems and servers are also connected to the company Intranet 2418. The company 2406 also maintains one or more connects to the Internet 2402. (In another example the company may maintain connections to at least one private network operated by themselves and/or another party in addition to, or instead of one or more connections to the public Internet.) The content server(s) may provide access to internal, proprietary company information and/or to external, often commercial information. The internal content server may act as a gateway to external providers 2404(A)-2404(C) and/or may host commercial content locally on a content server 2408.

In one example, VDE audit records and/or other rights management information are sent in VDE containers 2412 from one or more VDE nodes 2420 to the enterprise usage clearinghouse 300 which may forward at least some of this usage information in VDE containers 2410 to the enterprise matching and classification utility

900. The enterprise matching and classification utility 900 may also collect from internal information sources 2414 information in addition to audit and rights management information, such as information in a human resources, accounting, and/or budgeting database containing data about company employees. These data may indicate, in one example, titles and responsibilities within the company, budgets allocated for external information and/or services, authority to spend, and budget remaining. The budget and financial information may have come in part from the financial clearinghouse

5

200. The matching and classification utility 900 may also create at least one class hierarchy, class, classification scheme, category and/or category scheme using at least some rights management information and assign at least service and/or at least some content to at least one category and/or class.

10

15           In one example, using at least some VDE rights management data, for example, whether certain information can be viewed by anyone, by any employee, or only by employees in certain job classes, such as "manager," the enterprise matching and classification utility 900 creates one or more categories and assigns one or more employees and/or VDE nodes to one or more topic categories. These categories may, for example, indicate content and/or service topics, subjects, and/or content areas of potential interest to each employee and/or groups of employees sharing at least one attribute in common, for example, similar interests and/or responsibilities.

20

In turn, the enterprise matching and classification utility 900 sends to at least one external content and/or service provider 2404 on Internet 2402 one or more VDE containers 2424 with information that indicates categories of interest. The content providers 2404 may  
5 themselves be specialized; in one example, a content provider may specialize in general business and financial news while another may specialize in scientific, medical, and/or technical information. In another example, a single content and/or service provider may provide an extremely broad range of content and/or services.

10 The external provider may send at least one VDE container 2422(1) with content and/or rules and consequences and/or metadata about content and/or services to a content server internal to the enterprise. In another example, such VDE container(s) 2422(2) may be sent directly to an employee and/or one or more groups of  
15 employees. The information sent by the external provider is tailored to, or in some way responsive to the content and/or service categories requested by the enterprise matching and classification utility 900.

In another example, the enterprise matching and classification utility 900 itself may be a distributed commerce utility implemented  
20 on more than one computer and/or other appliance within the enterprise. These several matching and classification utility 900s may serve different geographic areas and/or may themselves specialize in particular content and/or service areas.

In another example, the enterprise matching and classification utility 900 send class and/or class assignment information to a matching and classification utility 900 in another organization that, in turn, may be part of a common value chain.

5 **Example: Chain of Handling and Control Entails Class-based Rules and Usage Consequences**

VDE-based value chain management or "chain of handling and control" disclosed in "Ginter et al" enables, amongst other things, plural parties to independently contribute rules and usage  
10 consequences under the authority and/or control of more senior or prior participants in the value or distribution chain. Class-based rules may play a role in the efficiency and effectiveness of creating, operating, and/or extending value chain processes.

Figure 51A shows an example 2500 of a publisher ABC 2502  
15 using a VDE packaging application 2510 to put into a VDE secure container 2512 sets of rules and usage consequences that may vary according to class. In this non-limiting example, the class is "content type." The publisher may have rights in a wide variety of content and content types. Consequently, the publisher may create rules for text  
20 objects that may differ from rules for audio objects.

The publisher 2502 sends the class-based rules and usage consequences to a first creator 2504 who also has installed VDE on her or his appliance 2516 and who has also been given one or more certificates and/or other digital credentials by the publisher (and/or

trusted third party) indicating that he is indeed a creator authorized by the publisher 2502. The publisher has included rules that allow only authorized value chain participants to package content using publisher provided rules and/or to modify, enhance, extent, and/or change some  
5 or all of the publisher's rules.

The first creator 2504 then uses a VDE packaging application 2510 to package an image he has created in a VDE container 2514 according to the rules provided by the publisher and with the addition of the creator's own rules. In one example, the first creator  
10 contributes rules that implement a one-time 50 cent charge to the consumer for opening and viewing the creator's image. The creator may also contribute rules reflecting his wish to receive audit records with information concerning the consumer and/or context in which the image was used. These creator rules and usage consequences are  
15 contributed generally independently of the rules and usage consequences contributed by the publisher. Note that the VDE container 2514 now holds at least the publisher's 2502 rules for each object class, the first creator's image and his associated rules and usage consequences.

20 A second creator 2506 receives the VDE container from the first creator and using a VDE packaging application 2516 adds a text file to the container 2520 along with her rules and usage consequences. As before, she also has a certificate and/or other digital credential(s) identifying her as authorized by publisher ABC to

add and/or modify content and rules and usage consequences. As in the case of the first creator 2504, she adds her text and rules and usage consequences generally independently of controls contributed by prior participants. She may, in one example, prevent printing of  
5 the text and charge \$1.00 the first time a consumer opens and views the text.

The VDE container 2508 now holds text and rules and usage consequences contributed by creator 2 (2506), an image and rules and usage consequences contributed by creator 1 (2504), and the class  
10 based rules (and perhaps other rules as well) contributed by example publisher ABC 2502.

Creator 2 (2506) sends the VDE container 2508 to publisher ABC 2502 who then sends the container 2522 directly and/or indirectly to consumers. When the consumer uses the content, the  
15 rules and usage consequences of all three value chain participants (and of other possible participants as well, distributors and repackagers, for example) are applied.

Example 2600, Figure 51B shows that the publisher 2602 may have sent a VDE container 2612 with various rules and usage  
20 consequences to a matching and classification authority 900 who may classify the rules and send the rules and their class assignments to a rights and permissions clearinghouse 400. The matching and classification utility 900 may also create at least one class hierarchy, class, classification scheme, category and/or category scheme using at

least some rights management information and assign at least one rule to at least one category and/or class.

An authorized first creator 2604 may send a VDE container 2617 to the rights and permissions clearinghouse 400 asking for rules in the class "rules for authorized creators, for image objects, from publisher ABC." The rights and permissions clearinghouse 400 returns a VDE container 2614 with rules in the requested class. The first creator 2604 uses a packaging application 2616 to package his image using these rules plus rules and usage consequences reflecting his rights and wishes and sends the VDE container 2614 to the second creator 2606.

The second creator 2606 also sends a VDE container 2619 to the rights and permissions clearinghouse 400 asking for rules and consequences in the class "rules for authorized creators, for text objects, from publisher ABC." The rights and permissions clearinghouse 400 returns a VDE container 2621 with rules and consequences in the desired class. The second creator 2606 uses a packaging application 2618 that determines that she is a creator authorized by publisher ABC 2602 and goes ahead and adds her text object and her rules and consequences to the VDE container 2608, which is then sent to the publisher ABC 2602 for further augmentation, vending, and/or distribution to other value chain participants.



**Example: Secure Directory Services May Provide Class And Class Assignment Information**

Whole industries have arisen to target communications to individuals, organizations, groups, and/or other classes sharing at least one common attribute, and/or to provide directories from which others can locate individuals, organizations, groups, and/or other classes. Examples of these industries include direct marketing, advertising, yellow and white pages directories, directories of directories, and various electronic and paper membership lists and professional directories.

In addition to identifying information such as names, e-mail addresses, physical mailing addresses, phone numbers, fax numbers, and/or similar attributes, the secure directory services 600 may also provide information about class membership(s) for individuals, devices, services, groups, and/or organizations. The non-limiting example 2700 shown in Figure 52 includes a secure directory service 600 that has received class and class assignment information for one or more individuals 2716(1)-2716(n). The class assignment information is shown in the bottom four rows of the directory record 2718(1) for one individual.

In this example, a content provider 2702 sends a VDE container 2704 to a secure directory services 600 asking whether the service can provide a list of individuals in class "AF." The requested class could be any class defined by one or more attributes and may be based on usage profiles that include rights management information,

non-exhaustive examples of which include price, payment methods accepted, permitted operations, meters, and privacy controls.

The secure directory services 600 returns to the content provider in a VDE container 2706 an indication that there are  
5 presently 57 individuals known to that service in class "AF." In turn, the content provider 2702 sends a VDE container 2708 with at least one piece of content and/or rules and usage consequences back to the secure directory services 600 along with instructions requesting that the secure directory services 600 forward the content and/or control  
10 sets to each of the 57 members of class "AF" who might be interested in this piece of content. The secure directory services 600, in turn, forwards the content and/or controls (in VDE containers 2714(1)-2714(n)) to members of class "AF," who may elect to interact with the content in accordance with their associated rules and consequences.

15 In another example, the secure directory service 600 may send identifying information 2710 directly to the content provider 2702 who may then send content 2712 in one or more classes directly to one or more members 2716(1)-2716(n) of the class. The secure directory services 600 may, for example, include permissions for the  
20 class information that have expiration dates and/or limits on the number of times the information can be used.

**Example: Matching And Classification Utility 900  
Supports Class-Based Micro-Merchandising And  
Micro-Segmented Sales Processes**

The present inventions may be used in support of services as  
5 well as content distribution based business. Example 2800 (Figure  
53) shows a travel company 2801 sending a VDE container 2810 to a  
matching and classification utility 900 requesting information on  
those individuals who may be interested in certain combinations of  
leisure-time activities. These classes might have been defined at least  
10 in part on the basis of usage and other rights management information  
2816, for example, the kind of leisure-time information recently  
looked at, for how long, and/or its cost, and/or the kind of Web sites  
recently frequented, sent from consumer VDE nodes 2802(1)-2802(n)  
to the matching and classification utility 900, and/or to a usage  
15 clearinghouse 300 who, in turn, sends at least some of the usage  
information (or a summary form of such information) to the matching  
and classification authority 900. Classes may also be defined using  
information gathered directly from the consumer 2818, perhaps under  
the control of VDE. The matching and classification utility 900 may  
20 also create at least one class hierarchy, class, classification scheme,  
category and/or category scheme using at least some rights  
management information and assign at least one consumer, service,  
and/or at least some information to at least one category and/or class.

Example Figure 53 shows that a consumer 2802(1) has recently  
25 indicated a preference and/or interest in skiing, music, and flying to

Colorado. Another consumer 2802(n) has indicated a preference for and/or interest in surfing Hawaii. These preferences may be determined at least in part on the basis of rights management information. In response queries sent in one or more VDE containers 5 2810 from the travel company asking for interest and preference information, the matching and classification utility 900 returns one or more VDE containers 2812 with identifying and class information. The travel company may send information about already existing vacation packages and/or packages specially created to meet the 10 specific interests of one or more individuals, for example, information about skiing in Colorado, and rock concerts 2604 to consumer 2802(1) and information 2614 about surfing Hawaii to consumer 2802(n). The recipients may send VDE containers 2806 to the travel company 2801 indicating agreement to buy the package offered or 15 may request additional information or may negotiate terms and conditions such as price, departure date, insurance, and the like. These negotiations may be conducted using the inventions described in "Ginter et al", Figures 75A-76B using VDE negotiations.

Both services and/or hard goods may be offered to particular 20 persons, nodes, groups, and/or entities based on the class membership of the potential purchaser and the class membership of the goods and/or services to be purchased. Thus in another example, the travel company could have included the purchase and/or rental of the skis or of the surf board.

**Example: Matching And Classification Utility 900  
Supports Trading in Hard Goods**

Business to business trading in goods and/or services may be substantially facilitated through services provided by the matching and classification utility 900. Information on certain classes of goods and services may be delivered to certain people, groups, or entities based on the class membership of the recipient. In one example, these various class memberships may be determined using control set and audit information regarding trading preferences and/or transaction patterns. In another example class membership may be determined by actions and/or information provided by at least one value chain participant.

Example 2900 (Figure 54) shows a buyer A 2904 sending a VDE container 2908 to a trading company 2902 with a request asking if trading company will sell company A one or more desired items. Trading company 2902 may then send a VDE container 2910 to a matching and classification utility 900 with a query asking who can supply the desired items under terms and conditions that are also included in the container. Since these terms and conditions may be the subject of negotiations, they may be in a format conducive to VDE-based negotiations as described in "Ginter et al" Figures 75A-76B.

The matching and classification utility 900 may send inquiries 2910 to one or more suppliers 2906(A)-2906(N) and/or may have already received information and/or associated control sets from

suppliers in VDE containers 2912. Based on the request from trading company 2902 and supplier 2906 information obtained 2912, the matching and classification authority 900 returns a VDE container 2916 indicating that in this one example, suppliers A 2906(A) and Z 5 2906 (N) can provide goods in the class(es) defined by trading company's 2902 request(s) 2910. In turn, trading company 2902 sends at least one VDE container 2918 to buyer A 2904 indicating that they will sell buyer A the previously requested items under the enclosed terms and conditions. In another example, there may be 10 some VDE-based (see "Ginter et al", Figures 75A-76B) negotiations between the various parties in this value chain, including between trading company 2902 and buyer A 2904.

In another example, buyer A 2904 may consult the matching and classification authority 900 directly and may then purchase 15 directly from one or more suppliers 2906.

**Example: Matching And Classification Utility 900 Supports Securities Trading/Brokering**

In addition to hard goods, the matching and classification authority 900 may also support securities trading. Example 3000, 20 Figure 55, shows the matching and classification authority 900 sending to a VDE-aware appliance with one or more stock trading related applications 3004 a VDE container 3010 with an administrative event and method (as described in "Ginter et al") for classifying equities related information, including, as non-limiting 25 examples, current and historical price, volume, and index

information, financial performance data for publicly held companies, forecasts, risk management information, options and futures, and the like. The classification method may also utilize rights and permissions, including access control information, permitted  
5 operations, and/or expiration times and/or dates for rights management information. The classification method may also create at least one class hierarchy, class, classification scheme, category and/or category scheme using at least some rights management information and assign at least one element to at least one category  
10 and/or class.

In turn, using the VDE aware appliance 3004, the stock trader 3006 sends a smart object 3012 to at least one information source 3002 asking for information in at least one class identified by the classification method. In one example, the class may be information  
15 concerning "publicly traded companies with annual revenue greater than \$500M in the healthcare sector in which the CEO has been in place less than 5 and greater than 1 year and with access restricted to customers (rather than available to anyone) with access and use expiring in 90 days." The information provider(s) 3002 returns a  
20 VDE container 3014 with information meeting and/or more closely meeting the stated class criteria. Based upon this and other information, the trader 3006 may go ahead and enter an order for at least one trade in at least one stock 3008. In another example, the trader may create or obtain methods that trade automatically in certain  
25 classes of securities.

**Example: Matching And Classification Utility 900  
Supports Trading in Currency and Debt Instruments**

Among the classes of great value to traders are the classes of items whose trading maximize profits and/or minimize losses.

- 5 Example 3100, Figure 56, shows a trader in currency and/or debt instruments 3102 sending a VDE container with market and other financial and economic information and VDE control set information 3108 to a matching and classification authority 900 with a query 3114 asking the matching and classification authority 900 to identify the
- 10 class of currency trades and/or debt instrument trades that maximizes profit and/or minimizes losses. The matching and classification authority 900 applies one or more methods to the data and returns at least one class definition 3112, the assignment of possible trades to that class 3110, and relevant control set information, such as controls
- 15 indicating who may see the information, and those that prevent unauthorized modification of the information. The matching and classification authority 900 may also return methods for executing the trade. The matching and classification utility 900 may also create at least one class hierarchy, class, classification scheme, category and/or
- 20 category scheme using at least some rights management information and assign at least some trading information to at least one category and/or class.

- The example trader 3102 examines the recommendation and sends VDE containers 3118 (A, B) with trade methods and control
- 25 sets to a foreign exchange market 3104 and/or to a debt instrument



market 3106 where the trades are consummated. The markets send back VDE containers 3116(A, B) with audit information indicating the results of the trading order. In another example, the matching and classification authority 900 may be instructed to send trading orders  
5 directly to the market(s) for execution. In another example the trader may send a VDE container to at least one source of relevant information asking that source to send certain information to the matching and classification authority 900. In another example, having established the desired trade(s) using the matching and  
10 classification authority 900, the trader may place the trade by phone and/or computer and/or other communications device without using VDE.

**Example: Matching And Classification Utility 900 Supports Consumers Locating Services That Are  
15 Members Of A Specified Class**

The services of the matching and classification authority 900 may also benefit consumers by locating certain classes of services. Example 3200, Figure 57, shows a consumer sending a VDE container 3206 to a matching and classification authority 900 asking,  
20 "which banks are in class A?," where class A are "those banks that offer the highest savings interest, no ATM fees, online/Web banking using VDE, insured accounts, free checking with balances larger than \$2,500, "image" statements (where check images rather than the actual checks are returned), and complete privacy protection (except

where legally required to disclose) for VDE based banking transactions.

The example matching and classification authority 900 sends a query in a VDE container 3208 to one (or more) information sources  
5 3202 and receives one or more VDE containers 3210 with the requested information. The matching and classification authority 900 then determines which bank or banks meet the stated criteria of the consumer 3204 and then sends a VDE container 3212 with the answer to the consumer, in this example, banks A, B, and C. The consumer  
10 3204 may then go ahead and execute a financial transaction, for example, transferring funds from one bank to a bank identified by the matching and classification utility 900 as offering higher interest rates, while being assured of maximal privacy for this (and perhaps other) transactions.

15 In another example, after determining which banks are in the desired class, the matching and classification authority 900 may send a VDE container to one or more banks saying that the consumer wishes to know about their services and requesting the bank to contact the consumer directly. The bank may send controls ensuring  
20 the privacy of future interactions with the customer. For example, controls that apply to audit records such that only the bank and the consumer will have permission to access these records.

**Example: Matching And Classification Authority 900  
Supports Class-Based Software Distribution**

VDE and the inventions disclosed in "Ginter et al" at last provide a way of ensuring that the efforts expended on creating software will be rewarded since the software can now be persistently protected, usage information can be collected, and payment ensured. These inventions also support micropayments and microtransactions, thus creating a world in which the price of software objects—any kind of objects actually—may become very small. Pay per use, rental, rent to own, and other pay as you go pricing models together with VDE may create a new explosion of creativity in software design and creation, since use prices will be low and providers can be assured of receiving payment.

The present inventions provide opportunities for software providers to more efficiently market their wares. Example 3300, Figure 58, shows a number of users with VDE installed on their appliances 3304(A-F). These people are using software (and other content). VDE meters usage of various objects and sends audit records in VDE containers 3306 (A-F) to a usage clearinghouse 300, which then sends audit records 3308 to the matching and classification authority 900. A software distributor 3302 sends a VDE container 3310 to the matching and classification authority 900 with a query asking who is in the class, "buys Java applets, with pay per use pricing, and for which the cost per use is between \$.0001 and \$.001?"

The matching and classification authority 900 returns a VDE container 3312 with a list of names and (network) addresses of those matching, or most nearly matching the desired characteristic(s). The software distributor 3302 then sends at least one VDE container 3314  
5 with at least one software object, and/or a pointer to a software object, in this case a Java applet, and perhaps other relevant information, such as VDE control sets and/or various metadata describing some aspect of the object, for example, what it does, what it costs, etc. The user may then elect to use the object or not. In another example,  
10 instead of individuals or VDE nodes, the users might be groups of nodes, users, organizations, parts of an organization, and others that can be identified as belonging to at least one class. In this case, the software may be offered to some or all members of class, group and/or organization.

15 **Example: Matching & Classification Utilities Provide Services To Authenticated Classes of Nodes, Users, Content Services and/or Transaction Services**

Among the ways in VDE nodes, users, content services, and/or transaction services can be authenticated is through the use of  
20 certificates and/or other digital credentials issued by an appropriate trusted third party, a certifying authority 500, for instance, that warrants and/or attests to some fact or facts, which may include membership in one or more classes, including the identity class. Figure 59 shows a non-limiting example 3400 in which a number of  
25 matching and classification authority 900(1-N)s, each of which may

provide its services to different classes, where class membership is authenticated using certificates and/or other digital credentials. In other examples, additional authentication mechanisms may be used in combination with, or instead of certificates, such as information  
5 known only to the user, VDE node, and/or appliance, including passwords, cryptographic keys, information stored in hardware, and/or software.

In example 3400, Figure 59, commerce participants including, the matching and classification authority 900, may make rules and  
10 consequences conditional on class definitions and/or the assignment of members to a class. Class membership may be authenticated by a certificate and/or other digital credential issued by one or more commerce participants in addition to, and/or instead of a trusted third party such as a certifying authority 500. For example, a certificate  
15 and/or other digital credential may attest to user identity, that is, that a user is the user he or she claims to be. Nodes, devices, networks, servers, clients, and services, are other non-limiting examples of other commerce elements that may be authenticated with certificates and/or other digital credentials. Any commerce participant may issue a  
20 certificate, but other participants are not required to accept a given certificate as an authenticator.

Figure 59 shows multiple matching and classification authorities 900(1)-900(N), each of which may provide services to members of a particular class, in these non-limiting examples, to

nodes in a particular deployment (matching and classification authority 900(1)), in a particular vertical segment and/or institution of society, such as Higher Education (matching and classification authority 900(2)), one or more value chains, such as business  
5 information content providers (matching and classification authority 900(3)), and/or a particular transaction and/or service arena, such as hard goods trading (matching and classification authority 900(n)). Other commerce utility systems, a certifying authority 500 shown in Figure 59, for instance, may also provide services to a class. In each  
10 of these instances, the services of the matching and classification authority 900 may depend upon finding certain authenticating certificate(s) and/or other digital credentials on the appropriate VDE nodes.

For example, matching and classification utility 900(1)  
15 provides services to nodes 3410(1-n) in the deployment 3402 administered by VDE administrator 800. Each node may have a certificate 3412 issued by certifying authority 500(1) that provides services to this deployment.

In another example, certifying authority 500(2) provides  
20 certificates and/or other digital credentials to participants in a higher education value chain 3404 consisting of an arbitrary number of colleges and universities 3416(1)-3416(n), providers 3418(1) and students 3418(n), and a matching and classification utility 900(2) that provides classification, matching, and selection services to higher

education 3404. In one example, the matching and classification utility 900(2) only provides services to value chain participants who have a certificate 3420 issued by certifying authority 500(2).

Matching and classification utility 900(3) services can be  
5 provided only to members of one or more classes based on certificates issued by a certifying authority 500(3). In one example, the class is participants in a business information value chain 3406, comprising an arbitrary number of content providers 3424(1)-3424(n), an arbitrary number of users and/or consumers of business information  
10 3422(1)-3422(n), and a certifying authority 500(3) that issues certificates and/or other digital credentials to members of the value chain 3406.

In addition to membership in certain deployment, institutional, and/or content usage classes, the matching and classification authority  
15 900(4) may provide services to members of a certain transactional value chain, in one example, traditional transactions 3408. In this example, a certifying authority 500(4) issues certificates 3432 to one or more companies 3428(1)-3428(n) and one or more trading companies 3430(1)-3430(n). In another example, other participants  
20 may receive certificates and/or other digital credentials, including banks and financial institutions, government authorities, for example, tax and/or customs authorities, consumers, suppliers, and/or transportation companies. The matching and classification utility 900(4) provides services only to those entities and/or individuals in

possession of the appropriate certificate 3432 indicating that the holder of the certificate is an authenticated participant in one or another trading value chains.

In other examples, a commerce utility system may provide  
5 services to more than one class where class membership is indicated by at least one certificate and/or other digital credential issued by a certifying authority 500 and/or value chain participant. In one example, matching and classification authority 900 might provide services to the class "Higher Education" and to the class "K-12  
10 Education."

Possession of a certificate and/or other digital credential may be among the information used to classify a node, user, appliance, device, entity, and/or other commerce participant, and rules and consequences can be made conditional on membership in one or more  
15 authenticated classes and/or on the degree of confidence the rule provider has in the trustedness of the certificate and/or other digital credential issuer. In one example, a discount to higher education may be larger if the root for chain of trust for a given certificate is a well-known, highly respected and trusted third party, such as an  
20 authoritative accrediting organization, and smaller if the root belongs to the MIS department of a small college. In this example, the provider is willing to grant a higher discount when there is higher certainty that the recipient is in fact a member of a specific class or classes.



**Example: Matching And Classification Authority 900 Supports Control Sets Based In Part On Employee Classes, Content Classes, And/Or Certificates And/or Other Digital Credentials**

5 Chain of handling and control enables, amongst other things, multiple organizations to work together in secure, trusted, efficient, cooperative commerce processes. One way in which the present inventions extend these ideas is through control sets with rules and usage consequences that may be based in part on classes and the  
10 assignment of persons, entities, devices, content, services, or other process elements to classes of one kind or another by the matching and classification authority 900.

One example technique to classify employees is at least in part according to their roles and responsibilities within an organization.  
15 The matching and classification utility 900 supports classification, matching, creation and/or modification of VDE control set(s) based at least in part the class assignment of individual and/or groups of employees. In part by virtue of their employee classification, at least one employee may receive certain rights management information,  
20 for example, permission to access certain classes of information or permission to perform one or more permitted operations, transactions and/or events.

Example 3500, Figures 60A-60C shows a nurse 3504(1), physician 3504(2) , and billing clerk 3504(3) all work directly for an  
25 example hospital. The present inventions are in no way limited to

hospitals, but apply to any organization, group, entity, and/or institution with at least some defined roles and responsibilities and/or other class definitions that apply to employees, members, and/or others associated, affiliated, and/or employed by the organization, group, entity and/or institution. Rights management information may be part of the claim definition, for example, permissions to view, modify, excerpt, and so on.

Control sets may provide permissions conditional on employee class, for example, certain classes of employees may modify certain information and/or classes of information in a database while others may not. Class membership may be indicated by digital credentials, non-limiting examples of which include digital certificates and digital membership cards. Controls may be conditional on other information as well, for example, some computers and/or display devices may not show certain classes of data or updates to certain data elements may not be performed from certain computers or display devices.

Another example role is a representative 3504(4) of an insurance company 3508, who may have access to certain classes of hospital information by virtue of her or his class membership(s), some of which may derive from her or his role in the insurance company 3508 and/or from the insurance company's relationship with the hospital and/or with some of the hospital's patients and/or staff. The present inventions are not limited in application to an insurance company, but may be applied to any individual, group, organization,

entity, and/or institution with whom the example hospital and/or other entity has some form of relationship.

An example insurance company 3508 have received a certificate in a VDE container 3534 issued by certifying authority 500(1) attesting to the identity of the insurance company. In another example, this certificate and/or one or more additional certificates may attest to the fact that the insurance company has the appropriate charter, licenses, and other grants of authority to be in the health insurance business. The certifying authority 500(1) may also send a certificate in a VDE container 3532 attesting to hospital's identity. In another example, this certificate and/or one or more additional certificates may attest to the fact that the hospital has the appropriate charter, licenses, and other grants of authority to provide hospital and related services.

The insurance company 3508 may have sent one or more control sets to the hospital in a VDE container 3542. These controls may be based in part on one or more certificates 3530 and/or on the classification output of an example matching and classification utility 900(2) operating within and/or on behalf of the insurance company 3508. The controls in container 3542 may indicate which individuals are actually employees of the insurance company, employee membership in one or more classes, permissions associated with that individual and/or class, and/or permissions associated with specific devices, communications channels (devices, ports, etc.), and/or

processes. In this one example, the hospital matching and classification utility 900(1) may create controls using the same and/or additional classes and controls received from the insurance company 3508.

5           The insurance company 3508 may also provide one or more certificates to the hospital attesting to the fact that one or more information sources within the insurance company are to be taken by the hospital as trusted sources. Lastly, in this regard, the insurance company may issue one or more certificates on behalf of each  
10 employee attesting that each is in fact an employee of the company and may have certain authorizations.

In example 3500, Figures 60A-60C, a matching and classification utility 900(1) has identified various classes of hospital employees using information from at least one hospital information  
15 system 3502 and/or VDE node. The matching and classification utility 900(1) may also make use of certificates issued by a certifying authority 500(1) outside (a trusted third party) and/or a certifying authority 500(2) inside the hospital. Using data dictionaries 3522, patient records 3520, various employee information 3524, automated  
20 procedures, and/or other means, the matching and classification utility 900(1) creates classes 3526 of patient record information and associates one or more control sets 3528 with each class of information and/or with a patient record as a whole. These control sets may specify who has permission to use and/or modify the record

and/or an element(s) of the record that has been assigned to one or more classes on which the control set(s) may in part depend. In one example, the class based controls 3528 may be combined with other hospital and/or other party controls, controls from the insurance  
5 company 3508, to create new controls 3510(1)-3510(n) associated with patient records 3512(1)-3512(n).

The example nurse 3504(1) and physician 3504(2), for example, may be able to view, modify, print, and/or copy patient's name, address, and other similar descriptive information, next of kin,  
10 insurance, and medical information in accordance with controls 3510(1) and 3510(2), respectively . In another example, some members of the class "nurse" and/or the class "physician" may have different permissions by virtue of membership in one or more additional classes. A physician who is in the class "hospital  
15 administration" may have different permissions, for example, to billing records.

A billing clerk 3504(3) in the hospital may not have permission in control set 3510(3) to view medical information and/or next of kin, and in this example may be restricted to name and other patient  
20 descriptive information, insurance information, and billing information from the patient record. A representative 3504(n) of the insurance company may have permission by virtue of control set 3510(n) to view, but no permission to modify, print, or copy patient record 3512(n). In each of these examples, the VDE control sets are

at least partially conditional on the presence and/or absence of certain certificates indicating membership in one or more classes.

The present inventions may be applied to any information, person, group, device, network, service, database that pertains to any  
5 commerce activity whatsoever, and regardless of whether the parties to the commerce activity are individuals, groups, entities, organizations, institutions, nations, and/or societies.

**Example: Matching And Classification Authority 900 Supports Classes And Matching Based In Part On  
10 Workflow And Work Process Automation**

Not only do the present inventions enhance commerce processes that principally entail information, but the present inventions enhance workflow and work process automation as well. Example 3600, Figure 61, shows PCs 3608(a-c) functioning as station  
15 controllers connected to various manufacturing devices 3610 (a-c). These station controllers that exchange data and instructions with the equipment they control and/or manage. The station controllers are VDE-enabled. In another example, the manufacturing equipment may also have VDE nodes installed.

20 An example work in progress (WIP) and/or manufacturing control application 3606 keeps track of the overall manufacturing processes and exchanges information with other applications not shown, such as materials management, materials ordering, order

databases, logistics, inventory, accounts payable, accounts receivable, general ledger, human resources, time cards, and the like.

An example employee 3602 of the company sends a query 3612 in a VDE container 3604 to an enterprise matching and classification utility 900 within the company asking, "which VDE-controlled equipment will be available 3rd shift today, for 2 hours, capable of performing operations xyz with a nominal error rate of less than .0001 per cent?" The enterprise matching and classification utility 900 may request data 3616 from the WIP/manufacturing process control application 3606 and/or may already have access to the required data, indicating equipment availability, security level, capabilities, and statistical error rates. The WIP/manufacturing process control application 3606 may return a VDE container 3618 with the requested information. Based upon the query and available information, the matching and classification utility 900 responds by sending a VDE container 3620 to the employee 3602 with the answer, "equipment B and equipment C." In turn, the employee 3602 sends another VDE container 3622 to the WIP/manufacturing process control application 3606 with VDE a control set(s) indicating B and C should be scheduled for 2 hours on 3rd shift to do xyz operations. As part of this particular chain of handling and control, the WIP/manufacturing process control application 3606 sends VDE container 3624 to the VDE-enabled station controllers for equipment B or C with control sets that schedule work and specify the manufacturing processes and/or "recipes" for those specific

equipment 3610(b) or 3610(c). In turn, the respective station  
controllers carry out their instructions and report progress and  
completion in VDE containers 3626 sent back to the  
WIP/manufacturing process control application 3606, which may in  
5 one example, provide results to other applications and/or to the  
employee who originally requested the work to be scheduled and  
performed.

**Example: Matching And Classification Authority 900  
Supports Classes And Matching Based In Part On  
10 Government/Societal Commerce Administration**

Among the rightsholders in commerce processes of all kinds  
are societies and governments. Governments may foster rules  
indicating that certain classes of individuals may have not have access  
to certain classes of content. Some classes of information may be  
15 treated as members of classes that define permissions, such as  
"confidential," "secret," "top secret," and so on. Other non-limiting  
example governmental rights may address permissions for import,  
use, and/or export of certain classes of hard goods, services, currency  
and financial instruments, and content. Travelers entering the United  
20 States, for example, are usually asked about currency (and currency  
equivalents) being brought into the country by the traveler. Children,  
for example, may be prohibited as a matter of law by governments  
from viewing content in the class "sexually explicit."

Another example of government rights is that different tax rules  
25 may be applied to different classes of electronic commerce



transactions using VDE. Example 3700, Figure 62A-62B, shows a certifying authority 500 operated by and/or on behalf of a government issuing a certificate and/or other digital credential indicating jurisdiction, namely, country. The certificate is sent in a VDE  
5 container 3710(a) to a VDE administrator 800. The government certifying authority 500 also sends certificates in VDE containers 3710(b)-3710(n) to the government matching and classification authority 900 attesting to the "country," in one example, the United States, and another certificate 3716 attesting to the fact that the  
10 matching and classification authority 900 is indeed an authorized service of the United States government.

In one example, the government matching and classification authority 900 has created tax class definitions 3712 and tax control sets 3714 that apply those definitions in various classes of  
15 circumstances, including the presence of certain control-related information, such as an appropriate country certificate from an authorized issuer of such jurisdictional certificates. The tax class definitions 3712, tax control sets 3714, and government authority certificates 3716' are sent in at least one VDE container to a rights and  
20 permissions clearinghouse 400, who, in one example, redistributes the tax class definitions 3712(1), tax class control sets 3714(1), and/or government authorization certificate 3716(1) to content providers 3702, service providers 3704, and other value chain participants. The certifying authority 500 also sends country certificates to one or more  
25 VDE administrators 800 who, in turn, send country certificates 3710'

to VDE nodes 3706(A)-3706(n) in their deployment. When content provider 3702 distributes content of any kind, the appropriate tax control sets 3714(A) are also included in the VDE container. A tax control set is applied whenever content is used in accordance with a tax class and provided that the appropriate jurisdictional certificate 3710' is present on the VDE node 3706(a). For instance, a VDE node may have a tax control set to be applied to sales of a class of content, specifically, to the class of "software." Whenever a software vend occurs, the appropriate tax is applied according to these rules.

10 In another example, the various country and government authority certificates may be sent directly from the certifying authority 500 to one or more VDE nodes 3706. The VDE controls that implement tax policy for one or more classes may also be sent directly to VDE nodes 3706 and/or to VDE administrators 800.

15 **Example: Classification May Be Used In  
Automatically Selecting The Proper Display Context  
Based On Classes Of Information**

Content objects may be displayed using one or another formats according to class membership of that object. In example 3800, 20 shown in Figure 63A, a matching and classification utility 900 provides content class information 3810 to information providers 3802. A consumer 3807(1) previously has sent a VDE container to a provider of sports information 3802(1) indicating interest in "class b" stories, and perhaps other classes as well. The sports information 25 provider 3802(1) sends back a VDE container 3808(1) with one or

more stories in "class b," perhaps "all stories about baseball, New York, Yankees, history, heroes with permission to print" an example of which is 3814(1), along with, in this example, one or more VDE control sets. The VDE container 3808(1) is received by a customer  
5 3807(1) who then displays the content 3814(1) using one or another page formatting technologies based on macros, scripts, administrative events, methods, and/or other techniques. Also included in the VDE container is an image 3812(1) that was selected by the information provider as especially appropriate to the class of story being sent. In  
10 this example, perhaps the image 3812(1) is a faint image of Joe DiMaggio. This image also meets the criteria of "permission to print."

Example 3800, Figure 63A, also shows another instance in which a different consumer 3807(n) previously has informed a nature  
15 information provider 3802(n) of interest in class A stories. Here the information provider sends a VDE container 3808(n) that holds a class of stories different from the class of interest in the previous example. This VDE container 3808 holds a "class A" story, an example of which is 3814(n), that is displayed with a different image  
20 3812(n), one that is appropriate to the story class, in this case, an image of a dog.

The class assigned to each story may be carried in the container as metadata for one or more story objects in another example. An example Web browser may request of the information provider an

image appropriate to that class, which if available, would be sent in another VDE container.

Class may affect display rules in other example ways as well. For instance, several team sports news stories may be displayed in a Web browser window in which a scene from a football or basketball game is faintly discernible in the background. Which image is displayed may be determined by the user's preferences given the classes of stories being presented on the page. The user, may have looked most at stories about the New England Patriots and a Patriots-related image may be displayed as background even stories about teams in addition to (or even instead of) the Patriots were being displayed.

In (another) example 3850, shown in Figure 63B, a matching and classification utility 900 provides class information to a provider 3852(1). Previously, one user 3857(1) has indicated to the provider 3852(1) that she prefers information in topic class A more than information in topic class C and information that costs less than \$.50 per article while the other user 3857(n) has the opposite preferences and is not price sensitive. A matching and classification utility 900 may provide classification information, class assignments for objects, administrative events, and/or methods for these and related purposes. Regardless, the information provider 3852(1) sends the identical VDE container 3858 to each of the users 3857. However, their browser and page formatting software 3856 produces different pages in

accordance with each user's topic class preferences. In the example first case, the user 3857(1) sees three columns of topic A and one column of topic C while the second example user 3857(n) sees three columns of topic C and one column of topic A. As this example illustrates, the class preferences of users may affect the way in which the user interacts with content in various classes.

In another example, the matching and classification utility 900 may have sent one or more administrative events and/or methods 3859 to at least one user 3857 where the method performs the topic classification on documents and/or establishes topic classes and/or topic classes of greatest interest to the user.

**Example: Information May Be Classified With Respect To Difficulty -- And This May Pre-Determine An Appropriate Interface**

The class of content and/or the class of user may determine at least one display characteristic. One interesting example way of classifying content is with respect to its difficulty. One example measure of difficulty is reading level, which may reflect such aspects as vocabulary and/or complexity. It is well known that children (and adults) of the same approximate age read at different levels. In the example 3900, shown in Figure 64, a provider sends a VDE container 3902(1) with text at a 4th grade reading level and controls indicating that when used by a person reading at that level, the charge is 50 cents. However, if a person reads at less than the 4th grade level, the

charge is only 40 cents. "Reading level" may be indicated by a certificate and/or other digital credential.

A matching and classification utility 900 may send administrative events and/or classification methods 3910 to  
5 information providers, one or more other value chain participants, or to the students appliances directly. These methods may, for example, classify documents according to the degree of difficulty and create or modify controls for the whole document and/or subparts of the document, controls that may indicate the different prices for users at  
10 different reading levels. The matching and classification utility 900 may also send administrative events and methods to users that know how to make the document appear in the example browser at a lower reading level.

The example VDE container 3902(1) is sent from the provider  
15 to a child 3906(1) in the 4th grade who is reading that at that level. When the child opens the container to view (or otherwise use) the text, she or he is charged 40 cents (which might be paid by a third party such as a school and/or parent. The child sees the text as written 3904(1)

20 Example 3900, Figure 64, also shows the exact same document being read by a student 3906(3) in the class of 2nd grade readers. Now the browser displays the document 3904(3) modified by methods that may make the syntax less complex and may substitute simpler words and/or phrases for harder ones. A similar example

document and controls in a VDE container 3902(n) involving a 12<sup>th</sup> 3906(2) and 9th grader 3906(n) is also shown.

In other examples, the prices may be higher when users are reading text below their capabilities, they may be offered discounts  
5 for reading at a higher level, and/or they may be charged more for reading on different levels since modifying the text is a value added process, and providers of that value may wish to be compensated for their efforts.

10 **Example: Classification May Describe Degree Of Focus Of The Content Unit Or Portion On A Topic, Or Characteristics Related To Conventional Formatting, Such As File Type**

Sometimes the most interesting and/or useful content is at the intersection of various topics. Also, user often want content in a form  
15 or format that will be most useful, and most practical, to them. In the example 4000, shown in Figure 65, a matching and classification utility 900 receives from user 4002 a VDE container 4004 holding a request for documents in the class, "on economics and politics, costing less than \$5.00, and in MS Word format." The matching and  
20 classification utility 900 responds in this example by providing in a VDE container 4006 at least one Uniform Resource Locator (URL) that points to the location of the document(s) on the World Wide Web.

The user 4002 in this example sends a message in a VDE  
25 container 4008 asking for the document identified in the URL. A

provider sends back a VDE container 4012 with the desired document 4010 that has been classified by the matching and classification utility 900. In this example, parameter data is provided in the form of scores indicating the relative emphasis on various topic classes, including

5 Economics (score=15), Politics (score=7), and Religion (score=2). Also indicated is the format of the content, which in this example is the desired MS Word. Also conveyed in the VDE container 4012 are a control set indicating, among other things, that the price is \$2.98 and no modifications are allowed.

10 In other examples, the classes might have been much more narrow, for example, "Clinton," "Greenspan", Federal Reserve Policy, Interest Rates. Also, the customer might have requested only those documents for which controls could be obtained that permitted modifications and/or excerpting and/or derivative works. In another

15 example, the matching and classification utility 900 may send one or more administrative events and/or classification and/or matching methods to the customer so that these methods could be applied by the customer. Alternatively, the customer may have send one or more methods as part of a smart object to one or more information

20 providers in search of information meeting the desired criteria.



**Example: The Atomic Aspects Can Support  
Automated Extraction Of Portions Of A Content Unit  
For Aggregation With Topically Consistent Portions  
And/Or Units From Other Sources**

5           Not only may people desire specific information, but that  
information may come from different parts of the same object or parts  
of two or more objects. The matching and classification utility 900  
can support the use of smart, classification based extraction and  
aggregation methods. as shown in example 4100, Figure 66, where  
10 two documents 4102(1,2) have been classified by the matching and  
classification utility 900 into "chunks" or subobjects reflecting topic  
classes and VDE controls have been provided for each chunk. The  
"chunking", classification, and control set creation may be performed  
and stored in a database and/or may be performed "on the fly" or as  
15 needed.

To satisfy a request for information concerning travel to and in  
the United Kingdom plus background information, an information  
provider extracts parts of each document in the desired classes and  
creates a new, recombinant document comprised of the subobjects  
20 and packages the new document with appropriate controls in a VDE  
container 4102(n). VDE controls for the subobjects may also be  
carried along and may be modified by the provider and/or other  
participants in a chain of handling and control.

The request for information may have been generated using any  
25 query and/or search method, including semantic, Boolean, heuristic,

concept-based, and other approaches, and may have been generated explicitly and intentionally by a user and/or other value chain participant, or may have resulted more automatically from the analysis by a matching and classification utility 900 of usage, audit, and/or other rights management information and/or of "info exhaust," and/or of preference, demographic, and/or psychographic data and/or classes of data.

In another example, the matching and classification utility 900 may have sent administrative events and/or classification, search, and/or subobject combining methods 4106 to a provider and/or to a user for execution under the control of a local VDE node.

**Example: Matching And Classification Utility 900 Supports Classification For Subsets Of Content Within A Content Unit (Nested Virtual Classifications)**

Not only may the matching and classification utility 900 assist in locating whole objects, it may also assist in identifying and/or classifying any number of subobjects for a given whole. New control sets may be associated with each of these subobjects. These new control sets may differ from the control set that applies to the object as a whole. This capability allows matching and classification utility 900 and others value chain participants to locate desired classes of content that may be part of a larger object and possibly to retrieve, pay for, manage, use, or combine these parts in addition to, and/or instead of the whole object.

In example 4200, Figure 67, a VDE container 4202 created by the matching and classification utility 900 holds a text document that in this non-limiting example is the US "State of the Union Address." The matching and classification utility 900 has first classified the entire document in the class "politics." The matching and classification utility 900 has also identified various subparts or subobjects and has classified each them into different classes or categories. In this example, the different classes represent different topic categories.

10 A user and/or other value chain participant may request only subobjects that have been categorized in one or more desired class(es). The desired subobjects may be packaged in a VDE container 4204 along with appropriate VDE controls for both the overall, new composite object and/or for each of the desired subobjects. (The VDE controls can also be sent separately from the content subobjects.) These controls may pertain to the new whole object created from subparts selected on the basis of their membership in one or more specified class(es) and/or to the whole, new object comprised of these selected subobjects. In another example, the subobjects may be drawn from different documents sharing the same overall topic, for example, from State of the Union addresses given in different years.

In one example, any value chain participant may send distribute one or more subparts of the original object.

In another example, the matching and classification utility 900 may send one or more administrative events and/or methods 4206 to value chain participants who may execute the methods to perform the operations to identify subobjects and/or to subset the whole object in  
5 to parts based on class assignments.

Search engines can also use the subobject classifications to provide more precise results. For example, a search engine may have retrieved the State of the Union Address because the search criteria were "US politics speeches," but the whole or part of the object may  
10 also have been retrieved searching for "US politics speeches welfare" or "speeches US president defense."

**Example: Matching And Classification Utility 900  
Supports Classes Of Classes Based On Object  
Identifier Standards And/Or Other Object Metadata**

15 Among the numerous advantages of the present inventions is the ability to create classes of classes based in part on rights management information. The feature may enhance search efficiency by enabling search engines to locate members of classes provided by any of numerous schemes for object naming and object metadata that  
20 have been proposed. For example, the IETF Uniform Resource Locator (URL), the International Standard Book Number (ISBN), International Standard Serial Number (ISSN), MARC library catalog records, and the recent proposed "Dublin Core"(Weibel, Stuart, Jean Godby, Eric Miller, and Ron Daniel, "OCLC/NCSA Metadata  
25 Workshop Report", URL <http://www.oclc.org:5047>

/oclc/research/conferences/metadata/ dublin\_core\_report.html) are non-limiting examples of prior classifications that can themselves be classified using the present inventions.

Example 4300, Figure 68A-68B, shows several objects  
5 4304(1)-4304(n) each of which may have associated with it various metadata 4302(1)-4302(n) that locates the object in one or more classes, non-limiting examples of which may include network address (URL), price, control set information, permission strings, subject category, title, and publisher.

10 In example step "1," object metadata 4302 is sent to a matching and classification utility 900 which (example step "2") may create new "classes of classes" 4306. These new classes 4306 are then made available on a Web page 4308 (example step "3") to interested parties who may then search for objects according to their membership in  
15 one (or more) of these new classes of classes. In example step "4" an interested party 4320 sends a VDE container with a request to retrieve the Web page 4308 with the classes of metadata information. The Web server (in example step "5") returns a copy of the page 4312 to the interested user 4320, who (in example step "6") sends a VDE  
20 container with a query to the matching and classification utility 900 asking, in this example, for objects in new class 3 that cost less than \$1.98, and that grant a "modify" permission. In example step "7," the matching and classification utility 900 returns a VDE container 4316 with list of objects that match the criteria. The matching and

classification utility 900 may, in turn, provide URLs or other location information for at least one member of the desired class(es) in the list in container 4316.

**Example: Matching and Classification Utility 900**

5 **Supports Electronic Gambling**

Electronic gambling may be among the services that will drive Internet growth in coming years. Such services raise many questions for both providers and for users or players of the service. For example, providers want to be able create attractive, compelling  
10 entertainment experiences and in doing so, capture an important share of their intended markets. Users of these services will of course want to locate the most stimulating, entertaining, and perhaps most of all, rewarding gambling experiences.

Gambling providers may, in one example, differing classes of  
15 games, rules, payoffs, odds, and/or interfaces. The present inventions can assist players in identifying the nature of various classes and locating specific instances of one or more classes. Within a particular class of games, for example, players may be particularly interested in the odds at the game of blackjack. In one example, a player may  
20 prefer playing with a single digital deck of 52 cards and a particular number of (emulated) shuffles rather than with say four decks and more shuffles, the affect of the latter being to create a more random distribution. Smaller decks and fewer shuffles may make it easier to count cards and/or to otherwise increase the odds in favor of the  
25 player, or at least in favor of the experienced, knowledgeable player.

In example 4400, shown in Figure 69, an arbitrary number of gamblers 4402(1)-4402(n) whose usage information flows in VDE containers 4404(1)-4404(n) to a usage clearinghouse 300. The usage clearinghouse 300 sends in VDE containers 4406 at least some of this  
5 usage information to a matching and classification utility 900. In another example, the usage information may be sent directly from at least one user to the matching and classification utility 900. In this example, an arbitrary number of gambling providers 4406(1)-4406(n) may also send in VDE containers 4408(1)-4408(n) descriptive and/or  
10 usage information to the matching and classification utility 900. Based on available information from relevant sources, the matching and classification utility 900 may create one or more classes and assign one or more providers, services, and/or users to a class. These class definitions may at least in part be based on privacy-related  
15 control information.

In this one example, a gambler 4402(1) sends a VDE container 4410 with a query concerning best odds for blackjack to a matching and classification utility 900, who, in turn, sends back a VDE container 4412 with content indicating that gambling provider 2 gives  
20 the best odds in blackjack, "best" here meaning those most favorable to the player. In another example, the gambler may then contact gambling provider 2 to play, and the play may consist of a series of communications in VDE containers between the gambling provider and the gambler.

**Example: Matching and classification utility 900  
Supports Electronic Ticket Sales and Distribution**

The performing arts, exhibitions, theaters, and conferences are some non-limiting examples of events that may require tickets for admission. Electronic ticket agencies on the Internet and other electronic arenas provide a connection between the consumer and producers of the event. Consumers may want to know such information as the nature of the event, what classes of tickets exist for a given event and/or class of events, the price for different classes of tickets to an event, the availability of different classes of tickets to different classes of events, and similar information.

In the example 4500, shown in Figure 70, an arbitrary number of users 4504(1)-4504(n) whose usage information is sent in VDE containers 4508 to a usage clearinghouse 300 who, in turn, may send at least some of this usage information in at least one VDE container 4526 to a matching and classification utility 900. The usage information may reflect past ticket purchases, prices, seating preferences, preferred payment methods, preferred theaters and other venues, and other user preference and historical information.

Various ticket agencies 4506(1)-4506(n) may send information about specific events 4512 (1)-4512(n) and/or information about agency services 4514(1)-4514(n) to the matching and classification utility 900. In another example, an event promoter may send event information directly to the matching and classification utility 900.



In one example, a user wishes to find four seats for a particular concert or class of concerts and/or other events whose cost is not more than \$25.00. The user sends a VDE container with a request for information on who can supply the desired tickets to the desired  
5 events at the requested price. In turn, the matching and classification utility 900 returns a VDE container indicating that tick agency 2 can provide the tickets.

In this example, user 2 sends a VDE container with a purchase request to ticket agency 2. The purchase request may specify not only  
10 the specific event, desired pricing, and class of tickets, seat location, for example, but payment method as well, MasterCard for example. The ticket agency, in turn, may return a VDE container with confirmation of the ticket purchase at a given price, location, date, event, and/or using a particular payment method.

15 In another example, the tickets may be digital and may have associated with them one or more "seals", digital signatures, and/or certificates indicating the authenticity and/or integrity of the digital tickets.

\* \* \* \*

20 While the inventions have been described in connection with what is presently considered to be the most practical and preferred embodiments, the inventions are not to be limited to the disclosed embodiments but, on the contrary, is intended to cover various

modifications and equivalent arrangements included within the spirit and scope of the appended claims.

## WE CLAIM:

- 1           1.    A method including:
  - 2           (a) determining at least one class, class hierarchy, classification
  - 3           scheme, category or category scheme;
  - 4           (b) assigning cases, persons, and/or things to said determined
  - 5           class, class hierarchy, classification scheme, category or category
  - 6           scheme; and
  - 7           (c) selecting and/or matching cases, persons, and/or things
  - 8           based at least in part on said class, class hierarchy, classification
  - 9           scheme, category or category scheme and/or said assignment,
  - 10          wherein at least one of said steps (a)-(c) includes the step of
  - 11          using at least some rights management information.
  
- 1           2.    A method as in claim 1 wherein said using step includes
- 2           using at least one control set.
  
- 1           3.    A method as in claim 1 wherein said using step includes
- 2           using at least some information for controlling use of digital
- 3           information.
  
- 1           4.    A method as in claim 1 wherein said using step includes
- 2           using at least some information for controlling at least one
- 3           transaction.
  
- 1           5.    A method as in claim 1 wherein said using step includes
- 2           using at least some information for controlling at least one event.

1           6. A method as in claim 1 wherein said using step includes  
2 using at least some information for controlling at least one  
3 consequence of digital information use.

1           7. A method as in claim 1 wherein said using step includes  
2 using at least some information for controlling at least one  
3 consequence of at least one event.

1           8. A method as in claim 1 wherein said using step includes  
2 the step of using at least some information for controlling at least one  
3 consequence of at least one transaction.

1           9. A method as in claim 1 wherein said using step includes  
2 using at least some information outputted by a rights management  
3 process.

1           10. A method as in claim 1 further including the step of  
2 outputting at least some rights management information.

1           11. A method as in claim 1 wherein at least one of steps (a)-  
2 (c) includes using at least one secure container.

1           12. A method as in claim 1 wherein at least one of steps (a)-  
2 (c) includes using at least one protected processing environment.

1           13. A method as in claim 1 further including the step of  
2 using at least one of the techniques set forth at pages 60-82 of this  
3 specification.

1           14. A method as in claim 1 wherein said using step includes  
2 using at least one or more rules and/or their consequences.

1           15. A method as in claim 1 wherein at least one of steps (a)  
2 and (b) includes at least one of the following steps:

3           (a) using at least one statistical technique identifying at least  
4 one cluster of cases sharing similar profiles and/or features;

5           (b) using numerical taxonomy;

6           (c) using at least one of cluster analysis, factor analysis,  
7 components analysis, and other similar data reduction/classification  
8 technique;

9           (d) using at least one pattern classification technique, including  
10 components analysis and neural approaches;

11           (e) using at least one statistical technique that identifies at least  
12 one underlying dimension of qualities, traits, features, and/or  
13 characteristics, and assigning parameter data indicating the extent to  
14 which a given case has, possesses, and/or may be characterized by the  
15 underlying dimension, factor, class, and/or result in the definition of  
16 at least one class and/or the assignment of at least one case to at least  
17 one class;

18           (f) using at least one statistical method employing fuzzy logic  
19 and/or fuzzy measurement and/or whose assignment to at least one  
20 class entails probabilities different from 1 or zero;

21           (g) using a Bayesian statistical classification techniques that uses  
22 an estimate of prior probabilities in determining class definitions  
23 and/or the assignment of at least one case to at least one class;

- 24 (h) using at least one statistical and/or graphical classification  
25 and/or data reduction method that uses rotation of reference axes,  
26 regardless of whether orthogonal or oblique rotations are used;
- 27 (i) using at least one statistical method for two and three way  
28 multidimensional scaling; and
- 29 (j) using at least one knowledge based approach to  
30 classification.

- 1 16. A system including:  
2 an automatic class generator that generates at least one class,  
3 class hierarchy, classification scheme, category or category scheme;  
4 an automatic class assigner that assigns cases, persons and/or  
5 things to said determined class, class hierarchy, classification scheme,  
6 category or category scheme; and  
7 at least one further component for automatically searching,  
8 selecting and/or matching cases, persons, and/or things based at least  
9 in part on said class, class hierarchy, classification scheme, category  
10 or category scheme and/or said assignment,  
11 wherein said system uses at least some rights management  
12 information.

1           17. A system including:  
2           first means for determining at least one class, class hierarchy,  
3           classification scheme, category or category scheme;  
4           second means for assigning cases, persons, and/or things to  
5           said determined class, class hierarchy, classification scheme, category  
6           or category scheme; and  
7           third means for selecting and/or matching cases, persons,  
8           and/or things based at least in part on said class, class hierarchy,  
9           classification scheme, category or category scheme and/or said  
10          assignment,  
11          wherein at least one of said first, second and third means uses  
12          at least some rights management information.

1           18. A Commerce Utility System providing a secure  
2           execution space, the Commerce Utility System performing at least  
3           one component based service function including at least one secure  
4           component for execution within the secure execution space, the  
5           Commerce Utility System including a communications facility  
6           permitting communication of secure control information with at least  
7           one electronic community participant,  
8           wherein said component based service function uses at least  
9           one class based at least in part on rights management information.

1           19. A Commerce Utility System as in claim 18 wherein the  
2           component based service function assigns at least one member to at

3 least one class based at least in part on some rights management  
4 information.

1 20. A Commerce Utility System as in claim 18 wherein the  
2 component based service function matches persons and/or things  
3 based at least in part on at least some rights management information.

1 21. A Commerce Utility System as in claim 18 wherein the  
2 component based service function selects persons and/or things based  
3 at least in part on at least some rights management information.

1 22. A Commerce Utility System as in claim 18 wherein the  
2 component based service function narrowcasts information to  
3 recipients based at least in part on at least some rights management  
4 information.

1 23. A system or method including:  
2 a computer network and  
3 a control arrangement within the network that determines  
4 and/or uses at least one of the following through use of rights  
5 management information:

- 6 (a) class hierarchy,  
7 (b) class structure,  
8 (c) classification scheme,  
9 (d) category, and  
10 (e) category scheme.