



US00RE39071E

(19) **United States**
(12) **Reissued Patent**
Baker et al.

(10) **Patent Number:** **US RE39,071 E**
(45) **Date of Reissued Patent:** **Apr. 18, 2006**

(54) **ANHYDRO-AND ISOMER-A-21978C CYCLIC PEPTIDES**

4,399,067 A * 8/1983 Debono 530/323
4,537,717 A * 8/1985 Abbott et al. 530/317
RE32,311 E * 12/1986 Debono 530/317

(75) Inventors: **Patrick J. Baker**, Greenwood, IN (US);
Manuel Debono, Indianapolis, IN (US);
Khadiga Z. Farid, Lebanon, IN (US);
R. Michael Molloy, Avon, IN (US)

OTHER PUBLICATIONS

(73) Assignee: **Eli Lilly and Company**, Indianapolis, IN (US)

Goodman et al, American Chemical Society, vol. 12, No. 1 (Jan. 1979), pp 1-7.*

(21) Appl. No.: **09/547,357**

Organic Chemistry, 3rd Edition, Morrison & Boyd, p 225.*
T. Geiger et al. Deamidation, Isomerization and Racemization at Apaginy and Aspartyl residues in Peptides, J. Biol. Chem. 262 (2). 785-794 (1987).*

(22) Filed: **Apr. 11, 2000**

M. Bodansky et al., "Side Reaction in Peptide Synthesis," Synthesis 1981 (may), 333-338, 351-356.*

Related U.S. Patent Documents

Reissue of:

(64) Patent No.: **5,912,226**
Issued: **Jun. 15, 1999**
Appl. No.: **07/809,039**
Filed: **Dec. 16, 1991**

E. A. Hagan et al., "Synthesis of Ac-Asp-Gly-Ser and Ac-Asp-Pro-Leu-Gly-NH2" Int. J. Peptide Protein Research. 23, 642-649. (1978).*

U.S. Applications:

(63) Continuation of application No. 07/670,375, filed on Mar. 14, 1991, now abandoned, which is a continuation of application No. 07/060,148, filed on Jun. 10, 1987, now abandoned.

M. Bodanszky et al., "Side Reactions in Peptide Synthesis," Int. J. Peptide Protein Res. 12, 69-74 (1978).*

B.A. Johnson et al., Enzymatic Protein Carboxyl Methylation at Physiological pH: cyclic imide Formation Explains Rapid Methyl Turnover, Biochemistry 24, 2581-2586 (1985).*

* cited by examiner

(51) **Int. Cl.**
A61K 38/00 (2006.01)
A61K 31/00 (2006.01)
A61K 38/12 (2006.01)
C07K 16/00 (2006.01)

Primary Examiner—Padmashri Ponnaluri
(74) *Attorney, Agent, or Firm*—Kenyon & Kenyon

(57) **ABSTRACT**

(52) **U.S. Cl.** **514/9**; 514/2; 530/317; 530/320

Two new groups of A-21978C cyclic peptides, anhydro- and isomer-A21978C peptide derivatives, have antibacterial activity and are useful as intermediates. The two groups are prepared via transpeptidation of the parent cyclic peptides. Pharmaceutical formulations containing the new peptides as active ingredients and methods of treating infections caused by susceptible Gram-positive bacteria with the formulations are also provided.

(58) **Field of Classification Search** 514/9, 514/2; 530/317, 320
See application file for complete search history.

The invention also provides an antibacterial composition containing the new drug substance LY 146032 in substantially pure form.

(56) **References Cited**

U.S. PATENT DOCUMENTS

3,953,415 A * 4/1976 Kisfaludy et al. 530/306

31 Claims, No Drawings

ANHYDRO-AND ISOMER-A-21978C CYCLIC PEPTIDES

Matter enclosed in heavy brackets [] appears in the original patent but forms no part of this reissue specification; matter printed in italics indicates the additions made by reissue.

This application is a continuation of application Ser. No. 07/670,375, filed on Mar. 14, 1991, abandoned which is a continuation of application Ser. No. 07/060,148, filed on Jun. 10, 1987, abandoned.

SUMMARY OF THE INVENTION

This invention relates to two new groups of derivatives of A-21978C cyclic peptides, designated "anhydro-A-21978C peptide derivatives" (formula 1 compounds) and "isomer-A-21978C peptide derivatives" (formula 2 compounds). Like the previously known A-21978C cyclic peptide derivatives (the parent cyclic peptides), the two new groups of derivatives and their salts are useful semi-synthetic antibacterial agents or are intermediates to such agents.

This invention also provides processes for preparing the anhydro- and isomer-derivatives by trans-peptidation of the parent peptides.

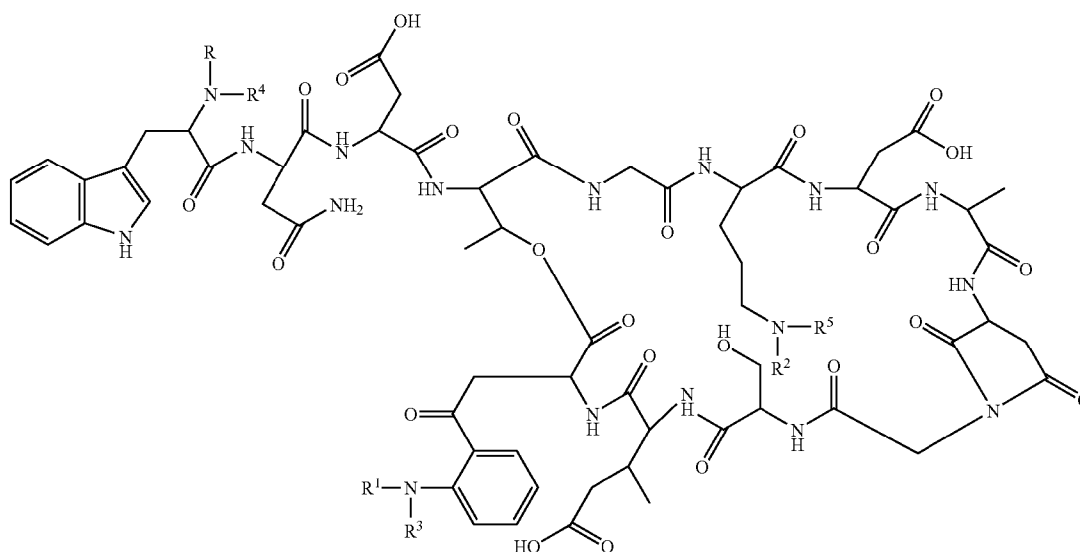
In another aspect, this invention provides an improved antibacterial composition comprising the new drug substance LY146032, or a pharmaceutically-acceptable salt thereof, in substantially pure form.

This invention further provides 1) methods of treating infections caused by susceptible Gram-positive bacteria which comprises administering a formula 1 or 2 compound to the animal to be treated, and 2) pharmaceutical formulations comprising a formula 1 or 2 compound or LY146032 in a pharmaceutically purified form as the active ingredient.

Gly: glycine
 Kyn: kynurenine
 3-MG: L-threo-3-methylglutamic acid
 Orn: ornithine
 Ser: serine
 Thr: threonine
 Trp: tryptophan
 t-BOC: tert-butoxycarbonyl
 Cbz: benzyloxycarbonyl
 DMF: dimethylformamide
 THF: tetrahydrofuran
 HPLC: high performance liquid chromatography
 NMR: ¹H nuclear magnetic resonance
 TLC: thin-layer chromatography
 UV: ultraviolet

Despite the availability of antibacterial agents today, the need for improved antibiotics continues. Antibiotics differ in their effectiveness against specific pathogenic organisms. In addition, organism strains resistant to known antibiotics continue to develop. Furthermore, individual patients frequently suffer serious reactions to specific antibiotics, due to hypersensitivity and/or to toxic effects. There is, therefore, a continuing need for new and improved antibiotics.

This invention relates to new antibiotics and an improved form of the known antibiotic LY146032, which inhibit the growth of Gram-positive bacteria. In particular, the invention relates to two new groups of A-21978C cyclic peptide derivatives. The first group of derivatives, the anhydro-A-21978C peptide derivatives, are compounds which have formula 1:



DETAILED DESCRIPTION OF THE INVENTION

In this specification the following abbreviations, most of which are commonly known in the art, are used:

Ala: alanine

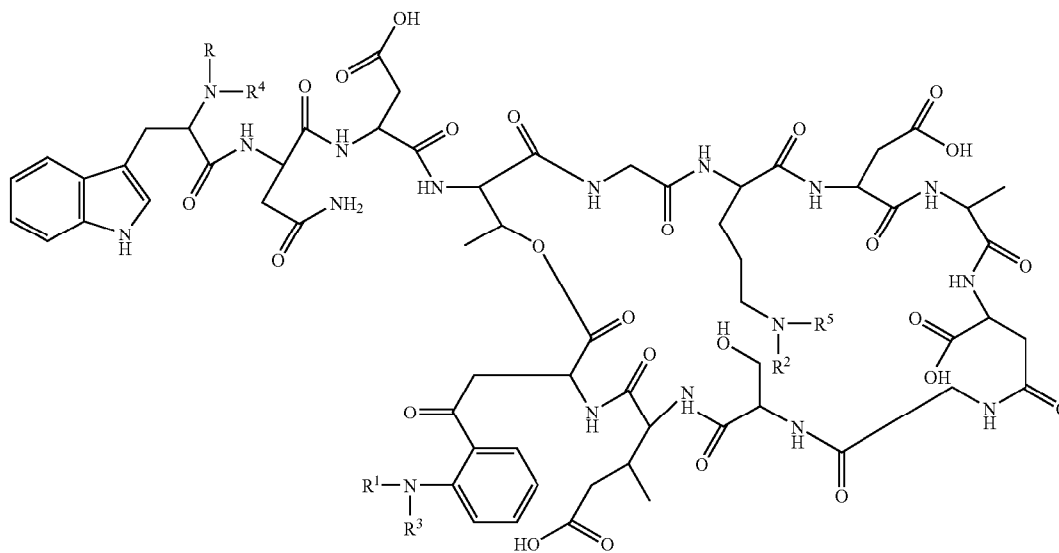
Arg: arginine

in which R, R¹ and R² are, independently, hydrogen, C₄-C₁₄-alkyl, optionally substituted C₂-C₁₉-alkanoyl, C₅-C₁₉-alkenoyl or an amino-protecting group; R³, R⁴ and R⁵ are hydrogen or (i) R³ and R¹ and/or (ii) R⁴ and R and/or (iii) R⁵ and R², taken together, may represent a C₄-C₁₄ alkylidene group; provided that 1) at least one of R, R¹ or R²

3

amino-protecting group, and 3) the R, R¹ and R² groups must together contain at least four carbon atoms; and their salts.

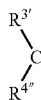
The second group of A-21978C cyclic peptide derivatives, the isomer-A-21978C peptide derivatives, are compounds which have formula 2:



30

in which R, R¹, R², R³, R⁴ and R⁵ are as defined supra with the same provisos; and their salts.

The term "C₄-C₁₄-alkylidényl" refers to a group of the formula



wherein R^{3'} and R^{4'} are hydrogen or an alkyl group of from 3 to 13 carbon atoms, provided that one of R^{3'} and R^{4'} must be other than hydrogen and further provided that the sum of the carbon atoms in R^{3'} and R^{4'} must be no greater than 13. Those compounds wherein one of R and R⁴, R¹ and R³ or R² and R⁵ is C₄-C₁₄-alkylidényl are known as Schiff's bases.

The term "C₄-C₁₄-alkyl" refers to a univalent saturated, straight- or branched-chain alkyl group containing from 4 to 14 carbon atoms. Those compounds wherein one of R, R¹ or R² are C₄-C₁₄-alkyl, referred to herein as "reduced Schiff's bases", are prepared by reduction of the corresponding compounds where R and R⁴, R¹ and R³ or R² and R⁵ represent a C₄-C₁₄-alkylidényl group.

The terms "optionally substituted C₂-C₁₉-alkanoyl" and "C₅-C₁₉-alkenoyl" refer to acyl groups derived from carboxylic acids containing from 2 to 19 and 5 to 19 carbon atoms, respectively. When the group is alkanoyl, the alkyl portion is a univalent saturated, straight-chain or branched-chain hydrocarbon radical which can optionally bear one hydroxyl, carboxyl, or C₁-C₃-alkoxy group or from one to three halo substituents selected from chlorine, bromine, and fluorine. When R is alkenoyl, the alkenyl portion is a univalent, unsaturated, straight-chain or branched-chain hydrocarbon radical containing not more than three double bonds. The double bond portion(s) of the unsaturated hydro-

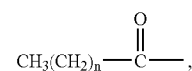
4

The term "amino-protecting group" refers to a recognized amino-protecting group which is compatible with the other functional groups in the A-21978C molecule. Preferably, amino-protecting groups are those which can be readily removed from the subsequently acylated compound. Examples of suitable protecting groups can be found in

"Protective Groups in Organic Synthesis" by Theodora W. Greene, John Wiley and Sons, New York, 1981, chapter 7. Especially preferably amino-protecting groups are the tert-butoxycarbonyl and benzyloxycarbonyl groups.

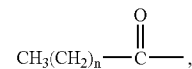
In subgeneric aspects, the invention contemplates the following preferred embodiments of the compound of formulas 1 and 2

(a) The compounds wherein R is alkanoyl of the formula



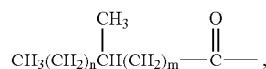
wherein n is an integer from 3 to 17;

(b) The compounds wherein R is alkanoyl of the formula



wherein n is 5 to 14;

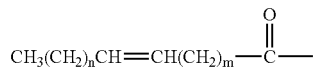
(c) The compounds wherein R is alkanoyl of the formula



wherein n and m are each, independently, an integer from 0 to 14, provided that n+m must be no less than 1 and no greater than 15; and further provided that, when n is 0, m cannot be 8 and, when n is 1, m cannot

5

- (d) The compounds wherein R is cis or trans alkenyl of the formula



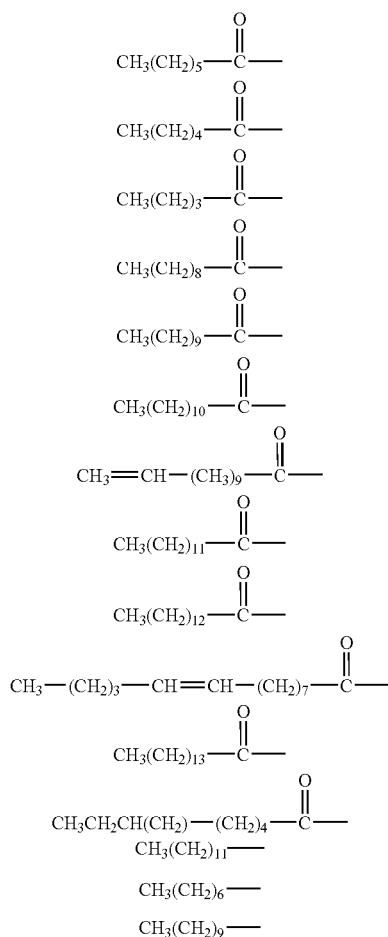
wherein n and m are each, independently, an integer from 0 to 14, provided that n+m must be no less than 1 and no greater than 15;

- (e) The compounds where R is cis or trans alkenyl of the formula

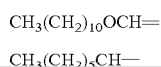


wherein n is an integer of from 4 to 15;

- (f) The compounds where R is alkyl of the formula $\text{CH}_3(\text{CH}_2)_n-$ and n is an integer from 5 to 12; and
 (g) The compounds wherein R is:



- (h) The compounds wherein R and R⁴ together are:



6

The compounds of the formulas 1 and 2 are capable of forming salts. These salts are also part of this invention. Such salts are useful, for example, for separating and purifying the compounds.

- 5 For example, the compounds of formulas 1 and 2 have several free carboxyl groups which can form salts. Partial, mixed and complete salts of these carboxyl groups are, therefore, contemplated as part of this invention. In preparing these salts, pH levels greater than 10 should be avoided
 10 due to the instability of the compounds at such levels.

Representative and suitable alkali-metal and alkaline-earth metal salts of the compounds of formulas 1 and 2 include the sodium, potassium, lithium, cesium, rubidium, barium, calcium and magnesium salts.

- 15 The alkali-metal and alkaline-earth-metal cationic salts of the compounds for formula 1 and 2 are prepared according to procedures commonly used for the preparation of cationic salts. For example, the free acid form of a formula 1 or 2
 20 compound is dissolved in a suitable solvent such as warm methanol or ethanol. A solution containing a stoichiometric quantity of the desired inorganic base in aqueous methanol is added to this solution. The salt thus formed can be isolated by routine methods, such as filtration or evaporation of the solvent. A convenient method of preparing salts is by the use
 25 of ion-exchange resins.

Suitable amine salts of the formula 1 and 2 compounds include the ammonium and the primary, secondary, and tertiary C₁-C₄-alkylammonium and hydroxy-C₂-C₄-alkylammonium salts. Illustrative amine salts include those
 30 formed by reaction of a formula 1 or 2 compound with ammonium hydroxide, methylamine, sec-butylamine, isopropylamine, diethylamine, di-isopropylamine, cyclohexylamine, ethanalamine, triethylamine, 3-amino-1-propanol and the like.

- 35 The salts formed with organic amines can also be prepared by well known procedures. For example, the gaseous or liquid amine can be added to a solution of a formula 1 or 2 compound in a suitable solvent such as ethanol. The solvent and excess amine can be removed by evaporation.
 40

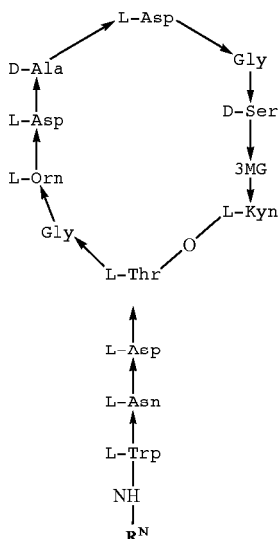
Because the compounds of this invention also have free amino groups, they can, therefore, form acid addition salts. Such salts are also part of this invention. Representative and suitable acid-addition salts of the compounds of formula 1 or
 45 2 include those salts formed by standard reaction with both organic and inorganic acids such as, for example, hydrochloric, sulfuric, phosphoric, acetic, succinic, citric, lactic, maleic, fumaric, palmitic, cholic, pamoic, mucic, D-glutamic, d-camphoric, glutaric, glycolic, phthalic, tartaric, lauric, stearic, salicylic, methanesulfonic, benzenesulfonic, sorbic, picric, benzoic, cinnamic and like acids.
 50

Pharmaceutically acceptable alkali-metal, alkaline-earth-metal, amine and acid-addition salts are a particularly useful group of compounds of this invention.

- 55 The formula 1 and 2 compounds are prepared from previously known A-21978C cyclic peptides, which in turn are prepared from the A-21978C antibiotics. The A-21978C antibiotics, a group of closely related, acidic peptide
 60 antibiotics, are described by Robert L. Hamill and Marvin M. Hoehn in U.S. Pat. No. 4,208,403, issued Jun. 17, 1980. As described in U.S. Pat. No. 4,208,403, the A-21978 antibiotic complex contains a major component, factor C, which is itself a complex of closely related factors. A-21978
 65 factor C, which is called the A-21978C complex, contains individual factors C₁, C₂, C₃, C₄, C₅, and C₆. Factors C₁, C₂, C₃, C₄, C₅, and C₆ are

7

minor factors. The A-21978C factors have the structure shown in formula 3:



wherein R^N represents a specific fatty acid moiety. The specific R^N groups of the factors are as follows:

A-21978C Factor	R^N Moiety
C_1	8-methyldecanoyl
C_2	10-methylundecanoyl
C_3	10-methyldodecanoyl
C_0	C_{10} -alkamoyl*
C_4	C_{12} -alkamoyl**
C_5	C_{12} -alkamoyl**

*A-21978 C_0 was later found to be a mixture of two compounds in approximately 2:1 ratio, the R^N of the major component being a brusched C_{10} -alkamoyl, and the R^N of the minor component being a n-decanoyl
 **Identity not yet determined

The parent A-21978C cyclic peptides are prepared from the A-21978C antibiotics as described by Abbott, Manuel Debono and David S. Fukuda in U.S. Pat. No. 4,537,717. The preparation involves removing the fatty acid side chain (R^N) from the naturally occurring antibiotics with an enzyme produced by *Actinoplanes utahensis* NRRL 12052 to give the common A-21978C cyclic peptide (the A-21978C nucleus). The nucleus, or an appropriately substituted derivatives of the nucleus, is then reacylated with the desired acyl group to give the parent group of cyclic peptides.

An improved method for preparing the parent group of cyclic peptides is described by Floyd M. Huber, Richard L. Pieper and Anthony J. Tietz in the copending U.S. patent application Ser. No. 773,762, filed Sep. 9, 1985, entitled IMPROVED PROCESS FOR A-21978C DERIVATIVES.

In the parent group described by Abbott et al., one particular compound has been found to have especially outstanding activity, i.e. the compound wherein the reacylated side chain is n-decanoyl. This compound has been given the designation "LY146032".

The two groups of cyclic peptides of this invention were discovered during work with LY146032. During that work we found that the LY146032 material contained two impurities. The impurities were more pronounced when LY146032 was in solution in the pH range of 4 to 6. Our

8

LY146032, the new compounds also have antibacterial activity. Identification of the two materials and subsequent studies showed that they were formed by a transpeptidation reaction. This reaction involves 3 compounds: 1) the starting α -aspartyl peptide (LY146032), 2) a stable intermediate and 3) the β -aspartyl isomer of LY146032.

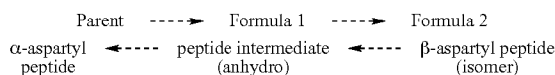
The stable intermediate was found to be the compound of formula 1 wherein R is n-decanoyl and R^1, R^2, R^3, R^4 and R^5 are hydrogen. In discussions herein, this compound is designated "anhydro-LY146032".

The third compound was found to be the β -aspartyl isomer of LY146032, i.e. the formula 2 compound wherein R is n-decanoyl and R^1, R^2, R^3, R^4 , and R^5 are hydrogen. In discussions herein this compound is designated "isomer-LY146032".

Thus, the formula 1 and 2 compounds are formed by aspartyl transpeptidation of the parent cyclic peptides, which include LY146032. The transpeptidation involves two distinct, reversible steps: (1) formation of the compounds of formula 1 (the anhydro intermediates) from either the parent α -aspartyl peptide or from the formula 2 peptides (the β -aspartyl peptides) and (2) hydrolysis of the intermediate formula 1 compounds to either the parent α -aspartyl peptides or to the β -aspartyl peptides of formula 2.

The mechanism of transpeptidation involves formation of a succinimide intermediate, probably through intramolecular dehydration of the free carboxyl group of aspartic acid and the amino group of the neighboring glycine. This step is followed by nucleophilic hydroxide attack of either the α - or β -carbonyl of the succinimido intermediate which results in formation of the corresponding β - or α -aspartyl peptide. Formation of the β -aspartyl peptide predominates by a factor of 2-3, presumably because of the greater electrophilicity of the α -carbonyl of the succinimide intermediate. The transpeptidation reactions are shown in Scheme 1.

Scheme 1
 Transpeptidation of A-2197C Cycle Peptides



In the preparation of formula 1 and 2 compounds, a pH range of 4-6 is optimum for the transpeptidation reactions. At pH levels below 4 and above 6, other degradation processes predominate.

In another aspect, this invention provides an improved antibacterial composition comprising the new drug substance LY146032 in substantially pure form. The term "new drug substance LY146032" refers to LY146032 in bulk pharmaceutical form prior to its formulation as a pharmaceutical. The term "in substantially pure form" refers to LY146032 which contains less than 2.5 percent of a combined total of anhydro-LY146032 and isomer-LY146032. Previously, the new drug substance LY146032 contained a combined total amount of anhydro- and isomer-LY146032 in amounts of at least 6 percent.

The new derivatives of this invention inhibit the growth of a broad spectrum of pathogenic bacteria, especially Gram-positive bacteria. Table I summarizes the minimal inhibitory concentrations (MIC's) at which the two illustrative compounds, anhydro-LY146032 and isomer-LY146032, inhibit certain organisms, as determined by standard agar

Explore Litigation Insights

Docket Alarm provides insights to develop a more informed litigation strategy and the peace of mind of knowing you're on top of things.

Real-Time Litigation Alerts



Keep your litigation team up-to-date with **real-time alerts** and advanced team management tools built for the enterprise, all while greatly reducing PACER spend.

Our comprehensive service means we can handle Federal, State, and Administrative courts across the country.

Advanced Docket Research



With over 230 million records, Docket Alarm's cloud-native docket research platform finds what other services can't. Coverage includes Federal, State, plus PTAB, TTAB, ITC and NLRB decisions, all in one place.

Identify arguments that have been successful in the past with full text, pinpoint searching. Link to case law cited within any court document via Fastcase.

Analytics At Your Fingertips



Learn what happened the last time a particular judge, opposing counsel or company faced cases similar to yours.

Advanced out-of-the-box PTAB and TTAB analytics are always at your fingertips.

API

Docket Alarm offers a powerful API (application programming interface) to developers that want to integrate case filings into their apps.

LAW FIRMS

Build custom dashboards for your attorneys and clients with live data direct from the court.

Automate many repetitive legal tasks like conflict checks, document management, and marketing.

FINANCIAL INSTITUTIONS

Litigation and bankruptcy checks for companies and debtors.

E-DISCOVERY AND LEGAL VENDORS

Sync your system to PACER to automate legal marketing.