




LIBRARY OF CONGRESS

Office of Business Enterprises
Duplication Services Section

THIS IS TO CERTIFY that the collections of the Library of Congress contain a publication entitled **IEEE JOURNAL ON SELECTED AREAS IN COMMUNICATION**, Volume 16, January– June 1998, call number TK5101.A1 I35, and that the attached photocopies - the spine, February 1998 issue - Title page/Table of contents page, verso of title page/table of contents page, Copyright date stamp page 137, back cover containing Table of Contents page, and pages 219 through 230, - article entitled, "*Iterative Decoding of Compound Codes by Probability Propagation in Graphical Models*" by Frank R. Kschisfchang, and Brendan J. Frey- are a true representation from that work.

THIS IS TO CERTIFY FURTHER, that work is marked with a Library of Congress Copyright Office stamp that bears the date February 23, 1998.

IN WITNESS WHEREOF, the seal of the Library of Congress is affixed hereto on September 26, 2014.



Gregory T. Cooper
Duplication Services, Section Head
Office of Business Enterprises
Library of Congress



IEEE
JOURNAL ON
SELECTED
AREAS IN
COMMUNICATIONS

16
JAN-JUNE
1998

TK 5101
.A1 I35



SELECTED AREAS IN COMMUNICATIONS

A PUBLICATION OF THE IEEE COMMUNICATIONS SOCIETY



FEBRUARY 1998

VOLUME 16

NUMBER 2

ISACEM

(ISSN 0733-8716)

CONCATENATED CODING TECHNIQUES AND ITERATIVE DECODING: SAILING TOWARD CHANNEL CAPACITY

Guest Editors—S. Benedetto, D. Divsalar, and J. Hagenauer

Guest Editorial S. Benedetto, D. Divsalar, and J. Hagenauer 137

PAPERS

Turbo Decoding as an Instance of Pearl's "Belief Propagation" Algorithm.....	R. J. McEliece, D. J. C. MacKay, and J.-F. Cheng	140
Early Detection and Trellis Splicing: Reduced-Complexity Iterative Decoding.....	B. J. Frey and F. R. Kschischang	153
Design and Analysis of Turbo Codes on Rayleigh Fading Channels.....	E. K. Hall and S. G. Wilson	160
Symbol-by-Symbol MAP Decoding Algorithm for High-Rate Convolutional Codes That Use Reciprocal Dual Codes.....	S. Riedel	175
Concatenated Decoding with a Reduced-Search BCJR Algorithm.....	V. Franz and J. B. Anderson	186
Performance Evaluation of Superorthogonal Turbo Codes in AWGN and Flat Rayleigh Fading Channels.....	P. Komulainen and K. Pehkonen	196
Bandwidth-Efficient Turbo Trellis-Coded Modulation Using Punctured Component Codes... ..	P. Robertson and T. Wörz	206
Iterative Decoding of Compound Codes by Probability Propagation in Graphical Models.....	F. R. Kschischang and B. J. Frey	219
Analysis, Design, and Iterative Decoding of Double Serially Concatenated Codes with Interleavers.....	S. Benedetto, D. Divsalar, G. Montorsi, and F. Pollara	231
A Conceptual Framework for Understanding Turbo Codes.....	G. Battail	245
Mismatched Decoding of Intersymbol Interference Using a Parallel Concatenated Scheme.....	K. Balachandran and J. B. Anderson	255
An Intuitive Justification and a Simplified Implementation of the MAP Decoder for Convolutional Codes.....	A. J. Viterbi	260
Multiple Differential Detection of Parallel Concatenated Convolutional (Turbo) Codes in Correlated Fast Rayleigh Fading.....	I. D. Marsland and P. T. Mathiopoulos	265
On Iterative Soft-Decision Decoding of Linear Binary Block Codes and Product Codes.....	R. Lucas, M. Bossert, and M. Breithach	276

(Continued on Back Cover)



IEEE COMMUNICATIONS SOCIETY

The field of interest of the IEEE Communications Society consists of all telecommunications including telephone, telegraphy, facsimile, and point-to-point television, by electromagnetic propagation, including radio, wire, aerial, underground, coaxial, and submarine cables; waveguides, communication satellites, and lasers; in marine, aeronautical, space, and fixed station services; repeaters, radio relaying, signal storage, and regeneration; telecommunication error detection and correction; multiplexing and carrier techniques; communication switching systems; data communications; and communication theory.

In addition to the above, this JOURNAL or the IEEE TRANSACTIONS ON COMMUNICATIONS contains papers pertaining to analog and digital signal processing and modulation, audio and video encoding techniques; the theory and design of transmitters, receivers, and repeaters for communications via optical and sonic media, the design and analysis of computer communication systems, and the development of communication software. Contributions of theory enhancing the understanding of communication systems and techniques are included, as are discussions of the social implications of the development of communication technology. All members of the IEEE are eligible for membership in the Society upon payment of the annual Society membership fee of \$23.00. Members may receive this JOURNAL upon payment of an additional \$27.00 (\$50.00 total), the IEEE TRANSACTIONS ON COMMUNICATIONS upon payment of an additional \$27.00 (\$50.00 total), or both publications upon payment of an additional \$54.00 (\$77.00 total). For information on joining, write to the IEEE at the address below. *Member copies of Transactions/Journals are for personal use only.*

IEEE COMMUNICATIONS SOCIETY JOURNAL Editorial Board 1998 J-SAC Home Page URL: <http://gump.bellcore.com:5000>

W. H. TRANTER, *Director of Journals*
Virginia Tech
432 New Engineering Bldg.
Blacksburg, VA 24061-0350
btranter@vt.edu

L. B. MILSTEIN, *Editor-in-Chief*
Dept. Elect. and Comput. Eng.
Mail Code 0407
Univ. of California, SD
La Jolla, CA 92093
milstein@ece.ucsd.edu

SUE L. McDONALD, *Executive Editor*
Bellcore, Rm. 1A308R
445 South Street
Morristown, NJ 07960-1910
sue@bellcore.com

Senior Editors

A. M. BUSH
NSF
4201 Wilson Boulevard
Room 1175
Arlington, VA 22230

J. F. HAYES
Dept. Elec. Eng.
Concordia Univ.
1455 De Maissonneuve
Montreal, Quebec
Canada H3G 1M8

R. RAMASWAMI
Tollabs
15 Skyline Drive
Hawthorne, NY 10532

W. H. TRANTER
Dept. Elec. Eng.
Univ. of Missouri-Rolla
Rolla, MO 65401-0249

W. BUX
IBM Res. Lab. Zurich
Saumerstrasse 4
8803 Ruschlikon ZH
Switzerland

N. MAXEMCHUK
AT&T Laboratories
Bldg. 103, Room A115
180 Park Ave.
Florham Park, NJ 07932

T. S. RAPPAPORT
The Bradley Dept. Elec. Eng.
615 Whittemore Hall
Virginia Polytech. Inst. & State Univ.
Blacksburg, VA 24061-0111

D. P. TAYLOR
Dept. E & E Engineering
Univ. of Canterbury
Private Bag 4800
Christchurch, New Zealand

THE INSTITUTE OF ELECTRICAL AND ELECTRONICS ENGINEERS, INC.

Officers

JOSEPH BORDOGNA, *President*
KENNETH R. LAKER, *President-Elect*
ANTONIO C. BASTOS, *Secretary*
BRUCE A. EISENSTEIN, *Treasurer*
ARTHUR WINSTON, *Vice President, Educational Activities*

FRIEDOLF M. SMITS, *Vice President, Publication Activities*
DANIEL R. BENIGNI, *Vice President, Regional Activities*
L. JOHN RANKINE, *Vice President, Standards Association*
LLOYD A. MORLEY, *Vice President, Technical Activities*
JOHN R. REINERT, *President, IEEE USA*

DAVID D. DAUT, *Director, Division III—Communications Technology Division*

Executive Staff

DANIEL J. SENESE, *Executive Director*

DONALD CURTIS, *Human Resources*
ANTHONY J. FERRARO, *Publications*
JUDITH GORMAN, *Standards Activities*
CECELIA JANKOWSKI, *Regional Activities*
PETER A. LEWIS, *Educational Activities*

RICHARD D. SCHWARTZ, *Business Administration*
W. THOMAS SUTTLE, *Professional Activities*
MARY WARD-CALLAN, *Technical Activities*
JOHN WITSKEN, *Information Technology*

IEEE Periodicals

Transactions/Journals Department

Staff Director: FRAN ZAPPULLA
Editorial Director: VALERIE CAMMARATA
Production Director: ROBERT SMREK
Transactions Manager: GAIL S. FERENC
Electronic Publishing Manager: TOM BONTRAGER
Managing Editor: GERALDINE E. KROLIN

IEEE JOURNAL ON SELECTED AREAS IN COMMUNICATIONS (ISSN 0733-8716) is published nine times a year in January, February, April, May, June, August, September, October, and December by the Institute of Electrical and Electronics Engineers, Inc. Responsibility for the contents rests upon the authors and not upon the IEEE, the Society/Council, or its members. **IEEE Corporate Office:** 445 East 47 Street, New York, NY 10017-2394. **IEEE Operations Center:** 445 Hoes Lane, P.O. Box 1331, Piscataway, NJ 08855-1331. **NJ Telephone:** 732-981-0000. **Price/Publication Information:** Individual copies: IEEE Members \$10.00 (first copy only), nonmembers \$20.00 per copy. (Note: Add \$4.00 postage and handling charge to any order from \$1.00 to \$50.00, including prepaid orders.) Member and nonmember subscription prices available upon request. Available in microfiche and microfilm. **Copyright and Reprint Permissions:** Abstracting is permitted with credit to the source. Libraries are permitted to photocopy for private use of patrons, provided the per-copy fee indicated in the code at the bottom of the first page is paid through the Copyright Clearance Center, 222 Rosewood Drive, Danvers, MA 01923. For all other copying, reprint, or republication permission, write to Copyrights and Permissions Department, IEEE Publications Administration, 445 Hoes Lane, P.O. Box 1331, Piscataway, NJ 08855-1331. Copyright © 1998 by The Institute of Electrical and Electronics Engineers, Inc. All rights reserved. Periodicals Postage Paid at New York, NY and at additional mailing office. Postmaster: Send address changes to IEEE JOURNAL ON SELECTED AREAS IN COMMUNICATIONS, IEEE, 445 Hoes Lane, P.O. Box 1331, Piscataway, NJ 08855-1331. GST Registration No. 1-1564438. Printed in U.S.A.

Guest Editorial

Concatenated Coding Techniques and Iterative Decoding: Sailing Toward Channel Capacity



From Shannon theory, we know that increasing the code-word length n of block codes (or the constraint length of convolutional codes) leads to better performance. It is also well known that the complexity of maximum likelihood decoding algorithms increases with n , up to a point where decoding becomes physically unrealizable.

Thus, research in coding theory has seen many proposals aimed at the construction of powerful codes with large equivalent block lengths structured so as to permit breaking the ML decoding into simpler partial decoding steps, thus obtaining a suboptimum yet powerful decoding strategy. Iterated codes [1], product codes and their extension [2], concatenated codes [3], and large constrained-length convolutional codes with suboptimal decoding strategies, like sequential decoding, are nonexhaustive examples of these attempts.

Furthermore, Shannon theory has proved that "random" codes are good; their decoding complexity, however, increases exponentially with the block length. On the other hand, the structure imposed on the codes in order to decrease their decoding complexity often results in relatively poor performance. As a result, approaching the channel capacity or even, more modestly, going significantly beyond the channel cutoff rate had been an unreachable dream of coding theorists for many years.

In decreasing the bit-error probability of a system through channel coding, we can use two approaches. The more traditional one has attempted to increase the minimum Hamming distance of the code, thus reducing at the same time the *word*- and *bit*-error probabilities. The goal of the second approach is rather to reduce the multiplicity of codewords with low Hamming weights. This was the approach applied to the design of "turbo" codes [4], a new coding strategy that, to quote Dave Forney [3]: "Rather than attacking error exponents, they attack multiplicities, turning conventional wisdom on its head."

Turbo codes, in the consideration of many experts of the field, are one of the most exciting and potentially important developments in coding theory in many years. They cleverly integrate code concatenation in a "pseudorandom" approach where the randomness and long block size are provided by an interleaver, a building block that does not add to the decoding complexity. This is due to an iterative strategy based on alternately decoding two simple constituent codes and passing the so-called *extrinsic information* (a part of the soft

output provided by an *a posteriori* probability algorithm) to the next decoding stage. Strictly speaking, the name "turbo" has nothing to do with the encoder; rather, it is justified because the decoder uses its processed output values as *a priori* input for the next iteration, similar to a turbo engine.

Since the first appearance of turbo codes and a related structure in 1993 [4], [5], many of the structural properties of turbo codes have now been put on a firm theoretical footing [6]–[8], and other forms of concatenations with interleavers have been studied and shown to offer similar, in some cases even better, performance [10]–[12]. They form a class of codes that, under iterative decoding, permit us to approach the Shannon capacity at a bit-error probability on the order of 10^{-6} – 10^{-7} , still quite far from the unlimited reliability promised by the Shannon capacity theorem, yet more than enough for several applications.

Successively applied to the iterative decoding of concatenated codes [9], what we would call the "turbo principle," i.e., a strategy exploiting the iterated exchange of soft information between different blocks in a communication receiver, could (and in part has already been) successfully applied to many detection/decoding problems such as channel equalization, coded modulation, multiuser detection, joint source and channel decoding, and others.

At the time this issue was completed, there was still a lack of a satisfactory analysis of the iterative process and of a theoretical explanation of why the turbo decoding algorithm performs as well as it does. Also, some performance bounds seem to point to the fact that, theoretically, the same performance should be obtainable with significantly shorter block lengths. These seem, at the moment, to be two of the major open problems in the field. On a more practical ground, convincing results are still to come in those applications where decoding latency is an issue, like for voice transmission and others.

The first paper in this issue, by McEliece *et al.*, describes the close connections between the iterative "turbo" decoding algorithm with Pearl's *belief propagation* algorithm, which is well known in the artificial intelligence scientific community. Once this connection is established, the belief propagation algorithm becomes a general framework to devise iterative decoding algorithms for other codes. Closely related to the first paper is the paper by Kschischang and Frey, which presents a unified framework, based on a Bayesian network description of codes, for describing compound codes and deriving iterative decoding algorithms.

(Continued from Front Cover)

Tailbiting MAP Decoders	J. B. Anderson and S. M. Hladik	297
Multilevel Turbo Coding with Short Interleavers	H. Herzberg	303

CALLS FOR PAPERS

Next Generation IP Switches and Routers	310
Wireless Ad Hoc Networks	311
Service Enabling Platforms for Networked Multimedia Systems	312

Upcoming Issues of the IEEE JOURNAL ON SELECTED AREAS IN COMMUNICATIONS

Topic	Date of Call*
Protocol Architectures for 21st Century Applications	August 1996
Wireless Access Broadband Networks	October 1996
Copyright and Privacy Protection	October 1996
Advances in Computational Aspects of Teletraffic Models	April 1997
High-Capacity Optical Transport Networks	April 1997
Signal Processing for Wireless Communications	May 1997
Software Radios	May 1997
Multi-Media Network Radios	June 1997
Future Voice Technologies	August 1997
Direct-to-User Satellite Systems and Technologies at Ra Band and Beyond	September 1997
Wireless Ad Hoc Networks	January 1998
Service Enabling Platforms for Networked Multimedia Systems	January 1998
Next Generation IP Switches and Routers	February 1998

*Issue of J-SAC in which the Call for Papers first appears.

Iterative Decoding of Compound Codes by Probability Propagation in Graphical Models

Frank R. Kschischang, *Member, IEEE*, and Brendan J. Frey

Abstract—We present a unified graphical model framework for describing compound codes and deriving iterative decoding algorithms. After reviewing a variety of graphical models (Markov random fields, Tanner graphs, and Bayesian networks), we derive a general distributed marginalization algorithm for functions described by factor graphs. From this general algorithm, Pearl's belief propagation algorithm is easily derived as a special case. We point out that recently developed iterative decoding algorithms for various codes, including "turbo decoding" of parallel-concatenated convolutional codes, may be viewed as probability propagation in a graphical model of the code. We focus on Bayesian network descriptions of codes, which give a natural input/state/output/channel description of a code and channel, and we indicate how iterative decoders can be developed for parallel- and serially concatenated coding systems, product codes, and low-density parity-check codes.

Index Terms—Concatenated coding, decoding, graph theory, iterative methods, product codes.

I. INTRODUCTION

COMPOUND codes are codes composed of a collection of interacting constituent codes, each of which can be decoded tractably. In this paper, we describe various graphical models that can be used not only to describe a wide variety of compound codes, but also to derive a variety of iterative decoding algorithms for these codes. Prominent among compound codes are the *turbo codes* introduced by Berrou *et al.* [1], in which the constituent convolutional codes interact in "parallel concatenation" through an interleaver. It is probably fair to say that the near-capacity error-rate performance of turbo codes has sparked much of the current interest in iterative decoding techniques, as evidenced by this special issue. Other examples of compound codes include classical serially concatenated codes [2] (see also [3], [4]), Gallager's low-density parity-check codes [5], and various product codes [6], [7].

In [8] and [9], we observed that iterative decoding algorithms developed for these compound codes are often instances of probability propagation algorithms that operate in a graphical model of the code. These algorithms have been developed in the past decade in the expert systems literature, most notably by Pearl [10] and Lauritzen and Spiegelhalter [11]. (See [12]–[14] for textbook treatments on probability or "belief"

propagation algorithms and [15] for an extensive treatment of graphical models.)

The first to connect Pearl's "belief propagation" algorithm with coding were MacKay and Neal [16]–[18], who showed that Gallager's 35-year-old algorithm [5] for decoding low-density parity-check codes is essentially an instance of Pearl's algorithm. Extensive simulation results of MacKay and Neal show that Gallager codes can perform nearly as well as turbo codes, indicating that we probably "sailed" much closer to capacity 35 years ago than might have been appreciated in the interim. McEliece *et al.* [19] have also independently observed that turbo decoding is an instance of "belief" propagation. They provide a description of Pearl's algorithm, and make explicit the connection to the basic turbo decoding algorithm described in [1].

Recently, and independently of developments in the expert systems literature, Wiberg *et al.* in [20] and Wiberg in his doctoral dissertation [21] have refocused attention on graphical models for codes. They show that a type of graphical model called a "Tanner graph" (first introduced by Tanner [22] to describe a generalization of Gallager codes) provides a natural setting in which to describe and study iterative soft-decision decoding techniques, such as the code trellis [23] is an appropriate model in which to describe and study "conventional" maximum likelihood soft-decision decoding using the Viterbi algorithm. Forney [24] gives a nice description of the history of various "two-way" algorithms and their connections with coding theory.

In this paper, we seek to unify this recent work by developing a graphical model framework that can be used to describe a broad class of compound codes and derive corresponding iterative decoding algorithms. In Section II, we review and relate various graphical models, such as Markov random fields, Tanner graphs, and Bayesian networks. These graphs all support the basic probability propagation algorithm, which is developed in Section III in the general setting of a "factor graph," and in Section IV for the specific case of a Bayesian network.

Given a graphical code model, probability propagation can be used to compute the conditional probability of a message symbol given the observed channel output. For richly connected graphs containing cycles, *exact* probability propagation becomes computationally infeasible, in which case iterative decoding can still yield excellent results. The basic iterative decoding algorithm proceeds as if no cycles were present in the graph, with no guarantee that the computed "conditional probabilities" are close to the correct values, or that they even converge! Nevertheless, the excellent performance of turbo codes and Gallager codes is testimony to the efficacy of these iterative decoding procedures.

Manuscript received September 27, 1996; revised May 8, 1997 and July 1, 1997.

F. R. Kschischang is with the Department of Electrical and Computer Engineering, University of Toronto, Toronto, Ont., Canada, on leave at the Massachusetts Institute of Technology, Cambridge, MA 02138 USA.

B. J. Frey is with the Beckman Institute, University of Illinois at Urbana-Champaign, Urbana, IL 61801 USA.

Publisher Item Identifier S 0733-8716(98)00225-X.

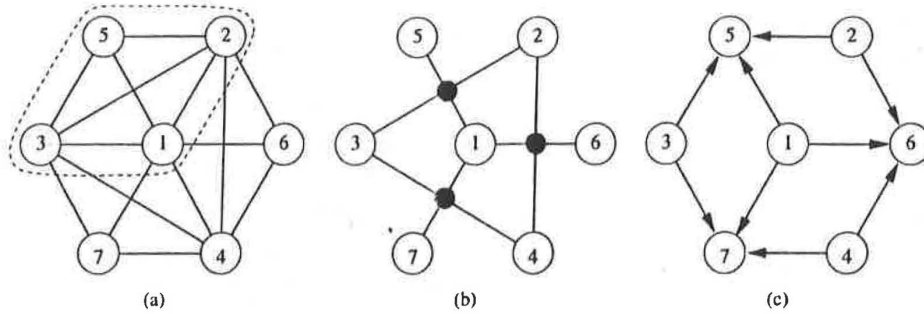


Fig. 1. Graphical models for the (7, 4) Hamming code. (a) Markov random field with a maximal clique indicated. (b) Tanner graph. (c) Bayesian network.

In Section V, we describe Bayesian network models for a variety of compound codes, and describe how probability propagation can be used to decode these codes. As it is a straightforward exercise to develop Bayesian network models for many coding schemes such as multilevel codes and coset codes, and also for channels more general than the usual memoryless channels, we believe that there are many possibilities for application of iterative decoding techniques beyond what has been described in the literature to date.

II. GRAPHICAL CODE MODELS

In this section, we present several graph-based models that can be used to describe the conditional dependence structure in codes and channels. Given a set $U = \{v_1, \dots, v_N\}$ of random variables with joint probability distribution $p(v_1, \dots, v_N)$, a graphical model attempts to capture the conditional dependency structure inherent in this distribution, essentially by expressing how the distribution factors as a product of "local functions" (e.g., conditional probabilities) involving various subsets of U . Graphical models are useful for describing the structure of codes, and are the key to "probability propagation" and iterative decoding.

A. Markov Random Fields

A Markov random field (see, e.g., [25]) is a graphical model based on an undirected graph $G = (V, E)$ in which each vertex corresponds to a random variable, i.e., an element of U . Denote by $n(v)$ the neighbors of $v \in V$, i.e., the set of vertices of V connected to v by a single edge of E . The graph G is a *Markov random field* (MRF) if the distribution $p(v_1, \dots, v_n)$ satisfies the local Markov property: $(\forall v \in V)p(v|V \setminus \{v\}) = p(v|n(v))$. In other words, G is an MRF if every variable v is independent of nonneighboring variables in the graph, given the values of its immediate neighbors. MRF's are well developed in statistics, and have been used in a variety of applications (see, e.g., [25]–[28]).

The joint probability mass (or density) function for the vertices of a MRF G is often expressed in terms of a Gibbs *potential function* defined on the maximal cliques of G . A *clique* in G is a collection of vertices which are all pairwise neighbors, and such a clique is *maximal* if it is not properly contained in any other clique. Corresponding to each clique q in the set of maximal cliques Q is a collection of vertices V_q that are contained in q . Denote by S_v the sample space for the random variable v . Given a nonnegative potential function for each clique $q \in Q$, i.e., a function $\psi_q: \prod_{v \in V_q} S_v \rightarrow$

$\mathbb{R}^+ \cup \{0\}$, the joint probability mass (or density) function over $V = \{v_1, \dots, v_N\}$ is given by

$$p(v_1, \dots, v_N) = Z^{-1} \prod_{q \in Q} \psi_q(\{v \in V_q\}) \quad (1)$$

where Z^{-1} is a normalizing constant, assuming that the product in (1) is not everywhere zero. It is possible to define an MRF in terms of potential functions defined over all cliques in G , not just the maximal cliques, but any potential function defined over a nonmaximal clique q can be absorbed into the potential function defined over the maximal clique containing q .

From the structure of the potential functions, it is a straightforward exercise (see, e.g., [25]) to show that the resulting probability distribution satisfies the local Markov property. Indeed, every strictly positive MRF can be expressed in terms of a Gibbs potential, although the proof of this result (given, e.g., in [26, ch. 1]) is less straightforward. Lauritzen [15, pp. 37–38] gives an example due to Moussouris of a nonstrictly positive MRF satisfying the local Markov property for which it is impossible to express the joint distribution as a product of potentials as in (1).

To illustrate how MRF's can be used to describe codes, consider the MRF with seven binary variables shown in Fig. 1(a). There are four maximal cliques: $q_1 = \{1, 2, 3, 5\}$ (dashed loop), $q_2 = \{1, 2, 4, 6\}$, $q_3 = \{1, 3, 4, 7\}$, and $q_4 = \{1, 2, 3, 4\}$. From (1), the joint probability distribution for v_1, \dots, v_7 , can be written as a product of Gibbs potential functions defined over the variable subsets indicated by these four cliques. This MRF can be used to describe a Hamming code by setting $\psi_{q_4} = 1$ (which is equivalent to neglecting q_4), and by letting the first three potentials be even parity indicator functions. That is, $\psi_q(\cdot) = 1$ if its arguments form a configuration with even parity and 0 otherwise. The MRF places a uniform probability distribution on all configurations that satisfy even parity in cliques q_1, q_2 , and q_3 , and zero probability on configurations not satisfying these parity relations.

While the potential functions chosen in this example define a linear code, it is clear that such potential functions can be used to determine a code satisfying any set of local check conditions. In particular, given a set of variables $U = \{v_1, \dots, v_N\}$, let Q be a collection of subsets of U . Corresponding to each element E of Q , a *local check condition* enforces structure on the variables contained in E by restricting the values that these variables can assume. (For example, the check condition could enforce even parity, as in the example above.) By defining an

indicator function for each local check condition that assumes the value unity for valid configurations and zero for invalid configurations, and by defining a graph in which each element of Q forms a clique, an MRF description that assigns a uniform probability distribution over the valid configurations is obtained, provided that at least one valid configuration exists. As we shall see, a Tanner graph is another way to represent the same local check structure.

B. Tanner Graphs

Tanner graphs were introduced in [22] for the construction of good long error-correcting codes in terms of shorter codes. Our treatment follows the slightly different presentation of Wiberg *et al.* [20].

A Tanner graph is a *bipartite* graph representation for a check structure, similar to the one described above. In such a graph, there are two types of vertices corresponding to the variables and the "checks," respectively, with no edges connecting vertices of the same type. For example, a Tanner graph corresponding to the Hamming code described above is shown in Fig. 1(b). Each check vertex q in the set of check vertices Q is shown as a filled circle. In this case, a check vertex ensures that its set of neighbors satisfies even parity in a valid configuration.

We see that the check vertices play precisely the same role in a Tanner graph as do the maximal cliques in an MRF. In general, for each check vertex q with neighbors $n(q)$, we can associate a nonnegative real-valued potential function $\psi_q(\{v \in n(q)\})$ that assigns positive potential only to valid configurations of its arguments. We then write a probability distribution over the variables as

$$p(v_1, \dots, v_N) = Z^{-1} \prod_{q \in Q} \psi_q(\{v \in n(q)\}) \quad (2)$$

where Z^{-1} is a normalizing constant. Of course, (2) is analogous to (1).

An MRF can be converted to a Tanner graph by introducing a check vertex for each maximal clique, with edges connecting that check vertex to each variable in the clique. The potential function assigned to the check vertex would be the same as that assigned to the clique.

A Tanner graph can be converted to an MRF by eliminating the check vertices and forming cliques from all variables originally connected to the same check vertex. The potential associated with the clique would be the same as that assigned to the check vertex. It is possible that some new cliques may be formed in this process, which are not associated with a check vertex of the Tanner graph. A unit potential is assigned to these "induced" cliques. Different Tanner graphs may map to the same MRF; hence, Tanner graphs may be more specific about dependencies than MRF's. For example, the graph in Fig. 1(b) with an additional check vertex connected to v_1, v_2, v_3 , and v_4 will also map to the MRF in Fig. 1(a).

C. Bayesian Networks

We now introduce Bayesian networks that, unlike MRF's and Tanner graphs, are *directed acyclic* graphs [12]. A directed acyclic graph is one where there are no graph cycles when the edge directions are followed (although there may be cycles

when the edge directions are ignored). As in an MRF, a random variable is associated with each graph vertex. Given a directed graph $G = (V, E)$, let the *parents* (or direct ancestors) $a(v)$ of vertex v be the set of vertices of V that have directed edges connecting to v . For a Bayesian network, the joint probability distribution can be written

$$p(v_1, \dots, v_N) = \prod_{i=1}^N p(v_i | a(v_i)) \quad (3)$$

where, if $a(v_i) = \emptyset$ (i.e., v_i has no parents), then we take $p(v_i | \emptyset) = p(v_i)$.

Every distribution can be described by a Bayesian network since, by the chain rule of probability,

$$p(v_1, \dots, v_N) = p(v_1)p(v_2|v_1)p(v_3|v_1, v_2) \times \dots \times p(v_N|v_1, v_2, \dots, v_{N-1}).$$

It follows that we can pick any ordering of the variables, and then condition each variable on all variables that precede it. However, this trivial network does not capture any useful probabilistic structure because the last factor $P(v_N|v_1, v_2, \dots, v_{N-1})$ contains all N variables, and so is really just as complicated as the full joint distribution.

A Bayesian network for the Hamming code described above is shown in Fig. 1(c). The joint distribution is obtained from (3) using parent-child relationships

$$P(v_1, \dots, v_7) = P(v_1)P(v_2)P(v_3)P(v_4)P(v_5|v_1, v_2, v_3) \times P(v_6|v_1, v_2, v_4)P(v_7|v_1, v_3, v_4).$$

The first four factors express the prior probabilities of v_1, \dots, v_4 , while the last three factors capture the parity checks: e.g., $P(v_5|v_1, v_2, v_3) = 1$ if v_1, v_2, v_3 , and v_5 have even parity and 0 otherwise.

A Tanner graph (and by extension, an MRF) can be converted into a Bayesian network simply by directing edges toward the check vertices. A binary $\{0, 1\}$ indicator random variable is introduced at each check site q_i such that $p(q_i|a(q_i)) = 1$ only if the random variables in the set $a(q_i)$ satisfy the constraint checked by the corresponding vertex in the Tanner graph.

A potential advantage of Bayesian networks is that the directed edges (arrows) can be used to model causality explicitly. By inspecting the arrows in such models, it is easy to determine which variables directly influence others. This often makes it possible to *simulate* the network, i.e., draw a configuration of variables consistent with the distribution specified by the network. One simply draws a configuration for variables having no parents, consistent with the (prior) distribution affecting those variables. Once a configuration has been drawn for all parents $a(v)$ of a variable v , a configuration for v can be drawn consistent with the conditional probability $p(v|a(v))$. For example, in Fig. 1(c), we simply pick values for the parentless vertices v_1, v_2, v_3 , and v_4 , and then determine the remainder of the codeword v_5, v_6 , and v_7 . This explicit representation of causality is also useful for modeling physical effects, such as channel noise and intersymbol interference.

It should be noted that simulating a Bayesian network can become a hard problem when variables v for which $a(v) \neq \emptyset$ are required to take on a specific value, i.e., when some child

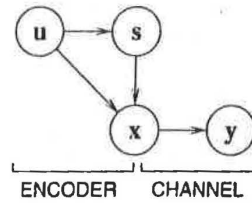


Fig. 2. General Bayesian network for channel coding.

variables are "clamped." For example, drawing a configuration of variables consistent with the observed output of a channel is essentially as hard as (or harder than) decoding. Similarly, when a Tanner graph is converted into a Bayesian network in the manner described above, it may be difficult to draw a valid configuration of the variables, as all indicator variables have a nonempty set of parents and all are required to take on the value one.

In coding, the relationships among the information symbols u , the encoder state variables s (if there are any), the transmitted codeword symbols x , and the received signals y completely define the encoding and decoding problem for a given code. Without loss of generality, these relationships can be expressed probabilistically and depicted pictorially using graphical models. The Bayesian network for channel coding in general is shown in Fig. 2. By inspection of the network, the joint distribution is

$$P(u, s, x, y) = P(u)P(s|u)P(x|u, s)p(y|x).$$

Usually, $P(u)$ is a uniform distribution and $P(s|u)$ and $P(x|u, s)$ are deterministic (i.e., all probability mass is placed on a single outcome). The *channel likelihood* $p(y|x)$ expresses the noise and intersymbol interference introduced by the channel.

Fig. 3(a) shows the Bayesian network for a systematic convolutional code with a memoryless channel. The systematic codeword symbols x_{k1} are simply copies of the information symbols u_k . The other codeword symbols are outputs of the encoder; x_{k2} depends on u_k and state s_k . By inspecting the parents of the received signals, we find that $P(y|x) = \prod_k P(y_{k1}|x_{k1})P(y_{k2}|x_{k2})$ which expresses the absence of memory in the channel. Fig. 3(b) shows a cycle-free network for the same code, obtained by grouping information and state variables together. This eliminates undirected cycles at the expense of increasing the complexity of some of the network variables.

Further examples of Bayesian networks for codes will be discussed in Section V. In the next section, we will describe the basic distributed marginalization algorithm that will form the basis for iterative decoding.

III. A FRAMEWORK FOR DISTRIBUTED MARGINALIZATION

In this section, we develop the basic "probability propagation" algorithm that can be used to compute marginal probabilities in graphical models, given some observations. A common feature of the graphical models described in the previous section is that they can be used to describe a "global" joint probability distribution as a product of "local" functions. The computation of a conditional probability then amounts essentially to a "marginalization" of this global function. Using the structure of the local functions, it may be possible to greatly

simplify this computation, as we now show. A derivation along similar lines has also been carried out recently by Aji and McEliece [29], who also develop an algorithm for "information distribution" on a graph.

A. Notation

We begin by introducing some notation. Let I be a finite index set, and let $\{A_k: k \in I\}$ be a collection of finite sets called *symbol alphabets*, indexed by I . The *configuration space* W is defined as the Cartesian product of symbol alphabets $W = \prod_{k \in I} A_k$, and elements of W are called *configurations*. For $J \subset I$, let $W|_J$ denote the projection of W onto the coordinates indexed by J , so that $W|_J = \prod_{k \in J} A_k$, which is taken to be empty when J is empty. For a configuration $x \in W$ and nonempty J , we denote by $x|_J$ the image of x under this projection. We denote the complement of J relative to I as J^c . By abuse of notation, we equate the pair $(x|_J, x|_{J^c})$ with x , although formally, some reordering of coordinates may be necessary for this equality strictly to hold.

A function $Z: W \rightarrow R$ over the set of configurations is said to be a *global function*. Initially, we assume that the codomain R is the set of real numbers, but later, we will allow R to be an arbitrary commutative semiring [21], [29]–[31].

It will often be useful to introduce *families* of global functions, indexed by a set of finite-dimensional real-valued *parameters* y , which are fixed in any instance of distributed marginalization. In this case, we write $Z(x; y)$ for the value the function assumes at configuration x . Introducing such parameters allows us to take into account the influence of continuous-valued variables such as channel outputs. However, for notational convenience, we will sometimes omit the explicit dependence on y .

For a set $J \subset I$, we define the *marginal function* $Z_J: W|_J \rightarrow R$ with respect to J as

$$Z_J(x|_J) = \sum_{x|_{J^c} \in W|_{J^c}} Z(x|_J, x|_{J^c}).$$

In other words, the value of the marginal function with respect to J at the point $x|_J$ is obtained by summing the global function over all configurations that *agree* with $x|_J$ in the coordinates indexed by J . Any variable *not* indexed by J is said to be *marginalized out* in Z_J . Note that Z_\emptyset is the constant obtained by summing over all configurations of variables, while $Z_i = Z$. We have chosen the symbol Z for the global function, as we view Z_\emptyset as a "Zustandsumme" (a sum-over-states), i.e., a partition function as in statistical physics (see, e.g., [32, p. 13]).

If the function Z is the joint probability mass function of a collection of random variables indexed by I , then Z_A is the marginal joint probability mass function for the random variables indexed by A , and $Z_\emptyset = 1$. Reintroducing the parameter y , suppose the function $Z(x; y)$ is the conditional joint probability mass function of a collection of random variables given the observation of continuous-valued random vector y . Then the marginal functions represent conditional probability mass functions. For example, $Z_{(i)}(x|_{(i)}; y) = P(x_i|y)$, the conditional probability mass function for x_i given the observed value of y . Such formulations will often be useful in decoding problems, when the continuous-valued output of a noise channel is observed.

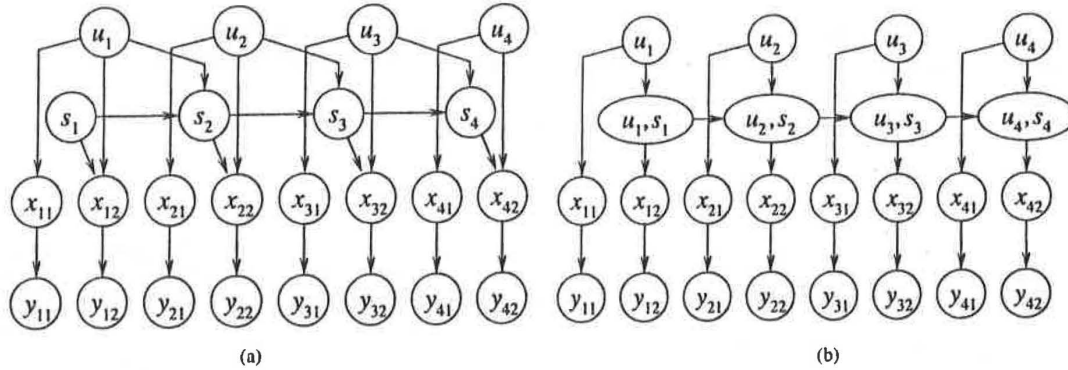


Fig. 3. (a) Bayesian network for a systematic convolutional code and a memoryless channel. (b) Cycle-free connected network for the same code and channel.

When \$|I|\$, the number of arguments of \$Z\$, is small, we will sometimes use a modified notation for the marginal functions. We replace an argument \$x_i\$ of \$Z\$ with a "+" sign to indicate that the corresponding variable is to be summed over, i.e., marginalized out. Thus, if \$|I| = 4, Z(x_1, +, +, +) = Z_{\{1\}}(x_1), Z(x_1, +, x_3, +) = Z_{\{1,3\}}(x_1, x_3), Z(+, +, +, +) = Z_{\emptyset}\$, and so on.

It will often be useful to marginalize some variables while holding other variables constant, for example, in the case of computing a conditional probability mass function given that some variables are observed. Since the key operation in the computation of a marginal function or in the computation of a conditional probability is *marginalization*, we shall focus attention on developing efficient algorithms for this operation.

B. Local Functions and Factor Graphs

The key to efficient marginalization is to take into account any structure that the global function \$Z\$ possesses. Suppose that \$Z\$ is "separable," i.e., that \$Z\$ can be written as the product of a number of *local functions*, each a function of the variables contained in a subset of \$I\$. More precisely, let \$A_1, \dots, A_N\$ be a collection of nonempty subsets of \$I\$, and suppose

$$Z(x) = \prod_{j=1}^N \psi_j(x|_{A_j}). \tag{4}$$

The functions \$\psi_j: W|_{A_j} \to R\$ are called local functions.

For example, suppose that \$X_1, X_2, X_3\$ are random variables forming a Markov chain (in that order) given a specific observation \$Y = y\$. (For example, these random variables might represent the state sequence of a convolutional code in successive time intervals, and \$Y\$ might represent the corresponding channel output.) The conditional joint probability mass function can be written as

$$p(x_1, x_2, x_3|y) = p(x_1|y)p(x_2|x_1, y)p(x_3|x_2, y).$$

Translating to the notation of this section, and observing that a conditional probability mass function \$p(x_{i+1}|x_i, y)\$ is essentially a function of two variables (since \$y\$ is a constant), we write

$$Z(x_1, x_2, x_3) = \psi_1(x_1)\psi_2(x_1, x_2)\psi_3(x_2, x_3). \tag{5}$$

We will have occasion to consider products of local functions. For example, in (5), the product of \$\psi_2(x_1, x_2)\$ and \$\psi_3(x_2, x_3)\$ is a function of three variables that we denote

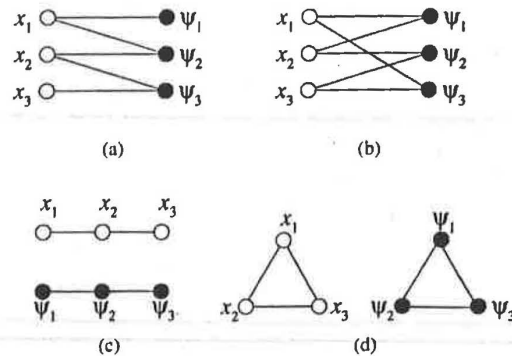


Fig. 4. Factor graphs for (a) a Markov chain, (b) a loopy example, and their corresponding second higher power graphs, (c) and (d), omitting self-loops.

\$\psi_2\psi_3(x_1, x_2, x_3)\$. We will also apply the "+"-sign notation to local functions and their products.

It will be useful to display a particular factorization of the global function by means of a bipartite graph called a *factor graph*. Suppose \$Z(x)\$ factors as in (4). A factor graph \$G = (V, E)\$ is a bipartite graph with vertex set \$V = I \cup \{A_j: 1 \le j \le N\}\$. The only edges in \$E\$ are those that connect a vertex \$i \in I\$ to a vertex \$A_j\$ if and only if \$i \in A_j\$, i.e., \$E = \{\{i, A_j\}: i \in A_j\}\$. In words, each vertex of a factor graph \$G\$ corresponds to either a variable or a local function. An edge joins a variable \$x\$ to a local function \$\psi\$ if and only if \$x\$ appears as an argument of \$\psi\$. For example, Fig. 4 shows the factor graph corresponding to the Markov chain (5). Note that a factor graph is essentially a generalization of a Tanner graph, in which local "checks" involving the incident variables have been replaced with local functions involving the incident variables.

It is a straightforward exercise to convert the various graphical models described in Section II into a factor graph representation. A Markov random field \$G\$ that expresses a Gibbs potential function yields a factor graph with one local function vertex for every maximal clique, i.e., a local function vertex for every factor in (1). A Tanner graph directly yields a factor graph by associating with each check vertex a binary indicator function that indicates whether the local check condition is satisfied. More generally, each factor of (2) can be associated with a local function vertex, as in the MRF case. Finally, a Bayesian network is converted into a factor graph by introducing a local function vertex for every factor of (3), and a variable vertex for each variable. Clearly, the local function vertex associated with

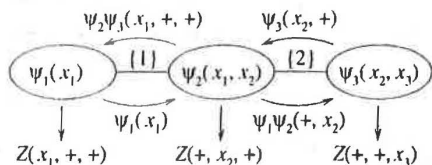


Fig. 5. Computation of marginal functions by message passing. The messages are descriptions of (possibly marginalized) local function products, and are passed along the graph edges as indicated by the arrows. (The arrows themselves are not part of the graph.)

$p(v_i|a(v_i))$ is connected by an edge to the variable vertices in the set $\{v_i\} \cup a(v_i)$. Thus, a Bayesian network with N variables yields a factor graph with $2N$ vertices.

C. Marginalization by Message Passing

Our aim is to derive a graph-based algorithm for computing the marginal functions $Z_{\{i\}}(x|_{\{i\}})$ for all $i \in I$. The functions ψ_i are called "local" functions because we assume that access to these functions is local to a specific vertex in the graph. Knowledge of local functions (or functions derived from local functions) can be propagated to nonlocal vertices by "message passing" along the edges of the graph. The "messages" are descriptions of (possibly marginalized) local function products. To illustrate what we mean by this, and to motivate the general situation in which this "graph-based message-passing" paradigm is made more precise, we consider the specific case where $Z(x_1, x_2, x_3)$ is defined in (5).

Consider the computation of $Z(x_1, +, +) = p(x_1|y)$. We write

$$\begin{aligned} Z(x_1, +, +) &= \sum_{x_2} \sum_{x_3} \psi_1(x_1) \psi_2(x_1, x_2) \psi_3(x_2, x_3) \\ &= \psi_1(x_1) \sum_{x_2} \underbrace{\psi_2(x_1, x_2) \sum_{x_3} \psi_3(x_2, x_3)}_{\psi_3(x_2, +)} \end{aligned} \quad (6)$$

where we have identified the various factors that need to be computed to obtain $Z(x_1, +, +)$. Our primary observation is that $Z(x_1, +, +)$ can be computed knowing just $\psi_1(x_1)$ and $\psi_2\psi_3(x_1, +, +)$. The latter factor can be computed knowing just $\psi_2(x_1, x_2)$ and $\psi_3(x_2, +)$.

Analyzing the computation of the remaining marginal functions in the same manner, we find that

$$Z(+, x_2, +) = \psi_3(x_2, +) \sum_{x_1 \in S_1} \psi_1(x_1) \psi_2(x_1, x_2) \quad (7)$$

$$Z(+, +, x_3) = \sum_{x_2 \in S_2} \psi_1 \psi_2(+, x_2) \psi_3(x_2, x_3). \quad (8)$$

Examining (6)–(8), we see that all marginal functions can be computed recursively from a chain of local function products, which we view as *messages* passed between the vertices of the "propagation tree" shown in Fig. 5. Comparing with (6)–(8), we observe that the information passed to the vertex associated with ψ_i , $1 \leq i \leq 3$, is precisely that needed to compute the marginal function for x_i , and so we choose that vertex as a "fusion site" for the variable x_i .

We consider now the general case. Let $G = (V, E)$ be a factor graph, describing the way in which the global function $Z(x)$ factors as a product of local functions as in (4). Consider the second higher power graph G^2 , defined as having the same

vertex set as G , but with edges connecting two vertices if and only if there is a path of length two between the vertices in G . Self-loops are ignored. Since G is bipartite, G^2 will always split into at least two disconnected components, G_v^2 having vertices associated with variables and G_f^2 having vertices associated with local functions. For example, Fig. 4(c) and (d) shows the second higher power graphs associated with the factor graphs shown in (a) and (b).

Observe that in G_v^2 , two variables will be joined by an edge if they are both arguments of the same local function, so all arguments of a particular local function form a clique. When the local functions of the factor graph correspond to Gibbs potential functions, then G_v^2 is the corresponding Markov random field. In other words, an MRF can be recovered as a component of the second higher power graph (omitting self-loops) of the corresponding factor graph.

Consider now G_f^2 , which we call the *propagation graph* corresponding to G . We assume that G_f^2 consists of a single connected component; if not, marginalization can be carried out independently in the various components. The vertices of G_f^2 correspond to local functions. Two vertices are joined by an edge for each argument that the corresponding local functions have in common, although we will collapse multiple edges between two vertices to a single edge. A description of the general message-passing algorithm is simplified by imagining that a vertex is an active processing element, capable of receiving and transmitting messages (i.e., marginalized local function products) along the edges incident on the vertex, and capable of performing computations involving messages and the local function associated with the vertex.

We now describe a general distributed marginalization algorithm that operates in a *tree* spanning the propagation graph; we refer to this spanning tree as a *propagation tree*. Given a factor graph G , we must

- 1) specify a spanning tree T for G_f^2 , and
- 2) identify a "fusion vertex" in T for each marginal function to be computed.

Note that T is in general quite *different* from the graphical model (MRF, Tanner graph, or Bayesian network) from which T is derived. In general, it may be a difficult problem to choose T optimally so as, e.g., to minimize overall computational complexity. For now, we assume that T is chosen in some (arbitrary) manner.

For a given T , we say that a variable x_i is *involved* at a vertex of T if x_i is an argument of the corresponding local function. Let e be an edge of T . We say that a given variable x_i must be *carried* over e if e is part of a path that joins any vertex in which x_i is involved with the fusion vertex for x_i . In essence, x_i must be carried over an edge of the subtree of T that *spans* the fusion vertex for x_i and the other vertices in which x_i is involved. Outside this subtree, only marginal knowledge of x_i is needed, and hence x_i can be marginalized out. Given a propagation tree T , and an assignment of fusion vertices, it is easy to determine which variables must be carried over any given edge in T . (For example, each edge of the trees shown in Figs. 5 and 6 is labeled with the indexes of the variables to be carried over that edge.)

The size of the messages sent over an edge is greatly influenced by the number of variables that must be carried over the edge, and by the number of possible values that each

such variable can assume. A simplistic measure of complexity associated with an edge is its *thickness*, defined as the number of variables that are to be carried over that edge. (A more useful measure would be the product of the sizes of the symbol alphabets corresponding to these variables, or the size of a minimal description of the corresponding local function product.) It may be desirable to find a propagation tree and an assignment of fusion vertices so that the maximum thickness is minimized, but we conjecture that this is a hard problem in general. (Given a propagation tree, the maximum thickness is minimized if the fusion vertex for a variable x_i is a vertex in the subtree of T that spans the vertices in which x_i is involved, so the problem is to find a suitable propagation tree.)

To illustrate that it is not always possible to achieve unit maximum thickness, consider the global function $Z(x_1, x_2, x_3) = \psi_1(x_1, x_2)\psi_2(x_2, x_3)\psi_3(x_1, x_3)$. The factor graph and its second higher power graph are shown in Fig. 4(b) and (d). By symmetry, there is essentially only one propagation tree for this function, as shown in Fig. 6. Numbering the vertices in the figure from 1-3 (left to right), we choose vertex i as a fusion vertex for x_i . We observe that x_1 must be carried over both of the edges in the propagation tree, while x_2 and x_3 each need to be carried over only one edge, as indicated in Fig. 6. The thickness of each edge is two, and no assignment of fusion vertices can reduce this number.

D. Marginalization Algorithms

The fundamental idea behind marginalization algorithms is to compute the product of local functions (i.e., messages) marginalizing out unnecessary variables. We now describe two versions of a general message-passing algorithm that can be used to compute marginal functions. In the first version (the two-way schedule), messages are passed once in each direction along each edge in the propagation tree. This is the minimum possible, and for this reason, the two-way schedule is best suited for serial implementation.

The Two-Way Schedule

Let T be a propagation tree. We allow each vertex of T to be in one of way two states: "inbound" or "outbound." Initially, all vertices are placed in the inbound state.

1) (The inbound state) At a vertex in the inbound state, wait until messages have arrived on all edges but one, and call this remaining edge the "prime" edge. Compute the product of all incoming messages with the local function, marginalize out any variables *not* to be carried on the prime edge, and send the result on the prime edge. Toggle to the "outbound" state.

2) (The outbound state) At a vertex in the outbound state, wait until a message arrives on the prime edge. For each nonprime edge e , compute the product of all incoming messages with the local function, *except* the message on e . Marginalize out any variables not to be carried on e , and pass the result on e . If this vertex is a fusion vertex, the desired marginal function(s) can be computed as the product of all incoming messages with the local function, marginalizing out any undesired variables.

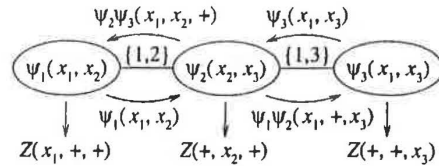


Fig. 6. Another example of marginalization by message passing. Sets of indexes identifying the variables carried along each edge are shown.

Observe that only a single edge is incident on any leaf vertex, and so leaf vertices are not required to "wait" in the inbound state. Thus, message passing is initiated at the leaf vertices. Messages propagate from the leaves to the interior of the graph, and then back toward the leaves. The algorithm terminates when all leaf vertices have *received* a message. Since each edge is used to convey exactly one "inbound" message and exactly one "outbound" message, the total number of messages transmitted is twice the number of propagation tree edges, namely, $2(N - 1)$.

In the second version of the algorithm (the flooding schedule), nodes do not necessarily "wait" before passing messages, and hence messages may pass more than once in a given direction along an edge in the propagation tree. The flooding schedule is better suited for parallel implementation since more than the minimum number of messages will usually be passed.

The Flooding Schedule

1) (Initialization) At any collection of vertices, carry out the "flooding" procedure described in the next step, with a unit message arriving on a fictitious edge.

2) (Flooding) When a message is received on any *any* edge e at a vertex, define this message as the "current" message for e , designate e as "incoming" and all other edges as "outgoing." For each outgoing edge e' , compute the product of the local function with all current messages *except* the current message on e' , and marginalize out any variables not to be carried on e' , passing the result on e' . For a (leaf) vertex with no outgoing edges, simply "absorb" the message received.

3) (Marginalization) The algorithm terminates when no vertices have more messages to pass, at which point marginalization can be carried out at each fusion vertex in the same way as in the two-way schedule. Indeed, marginalization can take place at any time during the previous step to yield a "current estimate" of the marginal function.

The basic principle behind the flooding schedule is that the receipt of a message at a vertex "triggers" that vertex to send messages on all other edges. At a leaf vertex, there is no "other" edge, so a received message is absorbed. Since the propagation tree has no cycles, eventually, all messages are absorbed at the leaf vertices.

It is clear that both the two-way schedule and the flooding schedule are versions of the same algorithm, the difference being only the order in which messages are propagated. Indeed, one can also devise hybrid schedules. When a message arrives on an edge at a vertex, that message effectively creates "pending" messages on all other edges incident on that vertex. These pending messages need not be sent immediately; indeed, the pending messages may change to reflect the content of other messages arriving at the vertex. In general, a wide variety of such schedules is possible, of which the two-way and flooding schedules represent two extremes. In our simulations of the flooding schedule for a turbo decoder [33], we observed that, compared with the standard message-passing schedule, several orders of magnitude *more* messages are passed, but if the messages are passed concurrently, then several orders of magnitude *fewer* time steps are required to achieve a given decoding performance.

Note that, regardless of the message-passing schedule, message passing in a tree is guaranteed to converge to a state in which no messages are pending. At this point, marginalization at each fusion vertex can be carried out, with exactly the same result for each different message-passing schedule.

E. Generalization to Commutative Semirings

Up to now, we have made the assumption that the global function Z is real valued. However, the only properties of the reals of which we have made use are essentially the commutativity of multiplication and the distribution of multiplication over addition. Hence, the distributed marginalization algorithm described will work over any commutative semiring (see, e.g., [30, Sect. 3.2] and [21], [29], [31]). For example, replacing the real-valued product operation with summation and the summation operation with the max operator will yield a generalization of the Viterbi algorithm equivalent to Pearl's "belief revision" algorithm [12, Sect. 5.3] and the "min-sum" algorithm described by Wiberg *et al.* [20]. We conjecture that many of the distributed algorithms used in data networks for routing, network topology determination, etc., such as the distributed Bellman-Ford algorithm (see, e.g., [34, ch. 5]) are instances of this general marginalization algorithm in an appropriately defined semiring.

IV. PROBABILITY PROPAGATION IN BAYESIAN NETWORKS

We now specialize the general message-passing algorithm described in the previous section to the special case of Bayesian networks. We begin with the special case of a Bayesian network that (neglecting the direction of edges) has no cycles, i.e., is a tree.

A. The Cycle-Free Case

Let B be a Bayesian network on L random variables X_1, \dots, X_L . By definition of a Bayesian network (3), the joint probability mass function of these random variables can be written as $p(x_1, \dots, x_L) = \prod_{i=1}^L p(x_i | a(X_i))$. In other words, the joint probability mass function can be written as a

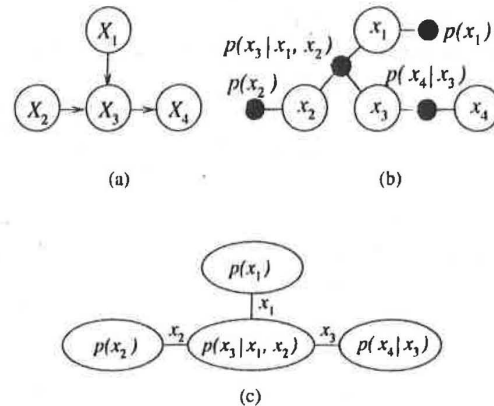


Fig. 7. Translating a cycle-free Bayesian network (a) into a factor graph (b) and a propagation tree (c).

product of L local functions, each representing the conditional probability mass function for a variable given its parents.

In this subsection, we assume that B forms a tree, i.e., that it contains no undirected cycles. We take B as a spanning tree for G_f^2 , in which the vertex corresponding to the variable X_i is associated with the local function $p(x_i | a(X_i))$. We choose this vertex as the fusion site for X_i . For example, Fig. 7(a) shows a simple cycle-free Bayesian network B . The corresponding factor graph and propagation tree are shown in Fig. 7(b) and (c), respectively.

For simplicity, we refer to the vertex of the propagation tree into which X_i translates as vertex x_i . If X_j is a child (parent) of X_i in the Bayesian network, then we refer to x_j as a child (parent) of x_i in the propagation tree, even though the edges of the propagation tree are undirected.

Observe that a variable x_i in the propagation network is involved with vertex x_i , and all of the children of this vertex. Thus, in the propagation network, x_i must be carried along all edges connecting vertex x_i to its children, but these are the *only* edges along which x_i must be carried. Since a given edge connects precisely one parent to one child, precisely one variable must be carried along that edge, namely, the parent variable. In other words, a cycle-free Bayesian network yields a propagation tree of unit thickness. This observation is the key to Pearl's "belief propagation" algorithm.

We now determine the messages that must be propagated. Following Pearl [12], we denote child-to-parent messages as λ messages, and parent-to-child messages as π messages, so that, e.g., $\lambda_{x_i}(x_j)$ and $\pi_{x_k}(x_i)$, are, respectively, messages transmitted from vertex x_i to its parent x_j and to its child x_k . Note that a message is always a function of the parent variable.

Consider a vertex x_i , and suppose the children of x_i are indexed by the set K , and the parents $a(x_i)$ of x_i are indexed by the set J , written explicitly as $J = \{j_1, j_2, \dots, j_{|J|}\}$.

For $k \in K$, the message sent by x_i to its child x_k is given by

$$\begin{aligned} \pi_{x_k}(x_i) &= \prod_{k' \in K \setminus \{k\}} \lambda_{x_{k'}}(x_i) \sum_{x_{j_1}} \\ &\quad \cdots \sum_{x_{j_{|J|}}} \prod_{j \in J} \pi_{x_{j_1}}(x_j) p(x_i | a(x_i)). \end{aligned}$$

For $j \in J$, the message sent by x_i to its parent x_j is given by

$$\lambda_{x_i}(x_j) = \sum_{x_i} \left[\prod_{k \in K} \lambda_{x_k}(x_i) \times \underbrace{\sum_{x_{j_1}} \cdots \sum_{x_{j_{|J|}}} \prod_{j' \in J \setminus \{j\}} \pi_{x_i}(x_{j'}) p(x_i | a(x_i))}_{\text{omit } x_j} \right]$$

The conditional probability mass function for x_i , given the set of messages received (which we denote by O for "observations") is given by

$$p(x_i | O) = \prod_{k \in K} \lambda_{x_k}(x_i) \times \sum_{x_{j_1}} \cdots \sum_{x_{j_{|J|}}} \prod_{j \in J} \pi_{x_i}(x_j) p(x_i | a(x_i)).$$

Note that

$$\pi_{x_k}(x_i) = p(x_i | O) / \lambda_{x_k}(x_i). \quad (9)$$

Although these expressions may at first glance seem complicated, they are really a simple application of the general propagation rule, which states that an outgoing message sent on edge e is computed as the product of all incoming messages (except that on edge e) with the local function, with any variables not to be carried on e marginalized out. For Bayesian networks common in coding applications, these propagation updates are quite simple.

In applications of Bayesian networks, it will often be useful to include variables that are continuous valued so as to model, for example, channel outputs. While, strictly speaking, continuous-valued variables do not enter the framework as we have described it (except through the parameter y), we will allow our Bayesian networks to have continuous-valued variables, provided that such variables are observed and that the corresponding vertices have no children. Since y is restricted to be childless, the problem of describing a continuous conditional density function (needed for a π message sent from y) is avoided. In our diagrams of Bayesian networks, continuous-valued observed vertices will be shown as filled circles.

The complexity of probability propagation in a Bayesian network (using the two-way schedule) depends on the manner in which the messages are represented. Assuming that each message is a vector of values of size given by the size of the parent's sample space, the computational complexity can be estimated as follows. Denote the set of children of a vertex v as $d(v)$, and let $|d(v)|$ denote the size of this set. Recall that the parents of v are denoted $a(v)$. Let $|v, a(v)|$ denote the number of nonzero entries in the table corresponding to the local function at v , and let $|v|$ denote the size of the sample space for v .

Each λ message sent to a parent of v requires the computation of the product of the incoming λ messages, which requires on the order of $|v| \cdot |d(v)|$ operations, together with $|a(v)| \cdot |v, a(v)|$ operations, since we must sum over $|v, a(v)|$ nonzero products of $|a(v)|$ factors to marginalize the product of the incoming π messages. Each π message sent to a child of v can be computed from (9) using approximately $|d(v)| \cdot |v|$ operations. The total number of operations at v is approximately $2|v| \cdot |d(v)| + |a(v)|^2 |v, a(v)|$, which is usually dominated by the second term. We conclude, therefore, that the total number of operations χ performed by the two-way schedule for a Bayesian network with vertex set V scales as $\chi = \mathcal{O}(\sum_{v \in V} |a(v)|^2 |v, a(v)|)$.

B. Probability Propagation in Bayesian Networks with Cycles

The tactic of deriving a propagation tree from the structure of the Bayesian network itself does not apply to Bayesian networks with (undirected) cycles because, clearly, the Bayesian network does not form a tree. In this subsection, we show with a small example that exact probability propagation is possible, but only at the expense of greater than unit thickness of the propagation tree. While this may be an acceptable tradeoff for simple networks, it may not be acceptable in complicated networks.

Consider the Bayesian network shown in Fig. 8(a). Two possible propagation trees for this Bayesian network are shown in Fig. 8(d) and (e), each of which has thickness 2. For this Bayesian network, it is not possible to achieve a propagation tree of unit thickness.

V. COMPOUND CODES

In Section I, we defined a *compound code* to be one which can be described by the interaction between constituent codes, each of which is tractably decodable on its own. Graphically, each constituent code is represented by a cycle-free constituent Bayesian network. These constituent networks share some variables so that, taken as a whole, the total Bayesian network is not cycle free. In general, there does not exist a unique decomposition of a compound code into its constituent codes, but the compound code is usually designed using well-known constituent codes.

A. Bayesian Networks for Some Known Codes

The Bayesian network for a systematic rate-1/3 compound turbo code is shown in Fig. 9(a), along with its cycle-free constituent networks. This compound code consists of two chain-type networks that are connected using a different ordering of the information symbol vertices. Whereas the upper chain directly uses the information sequence u , the lower chain uses a permuted sequence, obtained by applying an interleaver. The systematic codeword component has been included with the upper constituent code. Wiberg *et al.* [20], [21] were probably the first to describe turbo codes using this type of graphical model.

A "serially concatenated" convolutional compound code was proposed by Benedetto and Montorsi [3]. Their system is essentially the same as Forney's concatenated codes [2], with

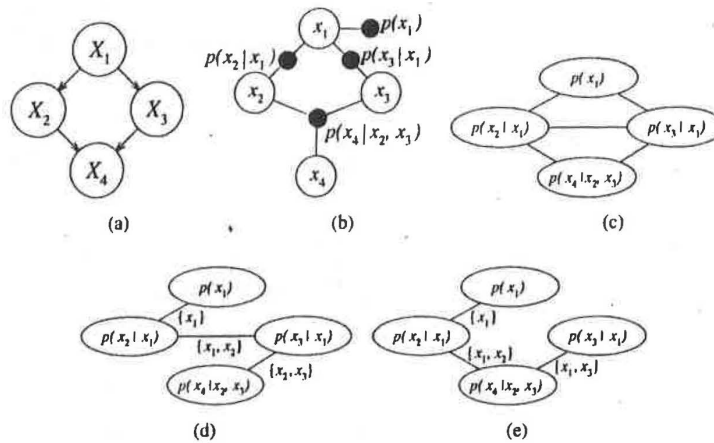


Fig. 8. In a Bayesian network with cycles (a), with factor graph (b), and propagation graph (c), the corresponding propagation trees must have maximum thickness at least 2. Two examples are shown in (d) and (e).

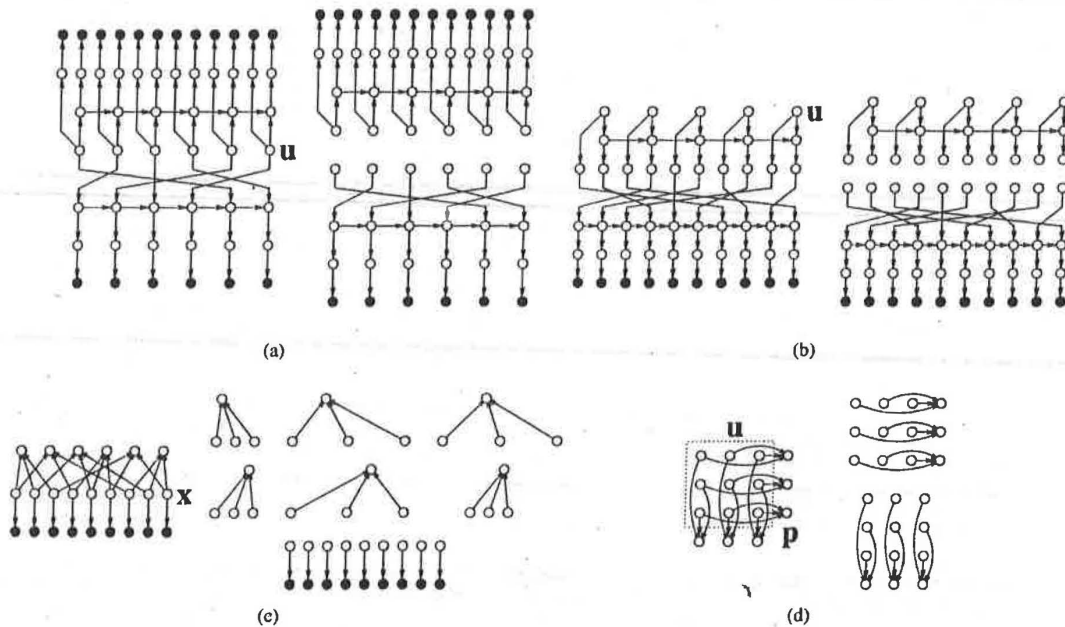


Fig. 9. Bayesian networks for three compound codes and their constituent codes. (a) Systematic rate-1/3 turbo code. (b) Rate-1/2 "serially concatenated" convolutional code. (c) Low-density parity check code. (d) (15, 9) product code.

convolutional inner and outer codes. The Bayesian network for a nonsystematic rate-1/2 compound code of this sort is shown in Fig. 9(b), along with its two cycle-free constituent networks. Notice that the output of the outer convolutional code (including the systematic part) is used as the input to the inner convolutional code, via an interleaver. Only the output of the inner convolutional code is transmitted over the channel.

Fig. 9(c) shows an example of a Gallager low-density parity check code [5]. This code consists of parity check restrictions on subsets of the codeword symbols, denoted by \mathbf{x} . (The mapping from information blocks to codewords is not directly specified.) Each variable in the row of variables above the codeword symbol row is a binary indicator, which takes on the nonzero value only for configurations of its parents that

have even parity. The channel outputs are indicated below the row of codeword symbols. MacKay and Neal [16] were the first to describe Gallager's codes using Bayesian networks.

Fig. 9(d) shows an example of a simple product code, in which a single parity bit checks the parity of each row and column of the information bit array (enclosed in the dotted box). The channel output symbols are not shown.

B. Iterative Decoding: Probability Propagation for Compound Codes

Since each constituent Bayesian network in a compound code is cycle free, probabilities for each random variable given the observed random variables can be efficiently computed *exactly* within each constituent network. However, because the

compound network has cycles, probability propagation is only an approximate algorithm for computing these probabilities. As we see it, the general idea of iterative decoding is to make use of the efficient probability propagation algorithm for each constituent network, while either ignoring the cycles or somehow taking them into account. This graphical framework unifies several iterative decoding algorithms. The turbo decoding algorithm, the "separable MAP filter" algorithm [6], the new iterative decoding algorithm [4] used for decoding "serially concatenated" convolutional codes, and, as first pointed out by MacKay and Neal [16], Gallager's algorithm for decoding low-density parity check codes [5] are all a form of probability propagation in the compound code networks shown in Fig. 9.

The overall decoding procedure essentially consists of applying probability propagation while ignoring the graph cycles. The procedure can be broken down into a series of processing cycles. In each cycle, probabilities are propagated across a particular constituent network, producing current estimates of the distributions over information symbols, state variables, and codeword symbols, given the observed channel output. The next cycle then uses the probability estimates produced by the previous cycle when processing the next constituent network. Usually, the constituent codes are processed in order, and one pass through all of the codes is called an *iteration*. An iteration essentially consists of propagating probabilities across the network as if it were cycle free, stopping when each vertex has been processed *once*. In fact, because the compound code network has cycles, the propagation procedure actually never self-terminates. Usually, the cyclic procedure is allowed to iterate until some termination criterion is satisfied. Then, the information symbols are detected, usually in the fashion of the maximum *a posteriori* (MAP) symbol probability decoding rule.

C. Turbo Decoding: Probability Propagation for Turbo Codes

For example, as shown explicitly in [19], this probability propagation algorithm, when applied to turbo codes, is the standard turbo decoding algorithm. The turbo decoding algorithm uses the forward-backward algorithm [35], [36] (or an approximation to it) to process each constituent trellis. The algorithm uses "extrinsic information" [1], [7] produced by the previous step when processing the next trellis. This is the information that is passed from one trellis to the other through the information symbols. In probability propagation terminology, extrinsic information is the set of parent-child probability messages that are passed down from the information symbols to one constituent network, in response to the child-parent messages received from the other network.

Fig. 10 shows the message-passing dynamics for a simplified turbo code Bayesian network. When the channel output is observed (as shown by the filled disks), messages propagate up to the state vertices of both constituent networks, creating pending messages on the incident edges (as indicated by black dots in the figure). These messages are the codeword symbol likelihoods as determined by the channel model and the channel output. Each constituent network is processed one at a time in the manner of the forward-backward algorithm. The information symbols receive probability messages from the constituent network just processed. In the case of the single

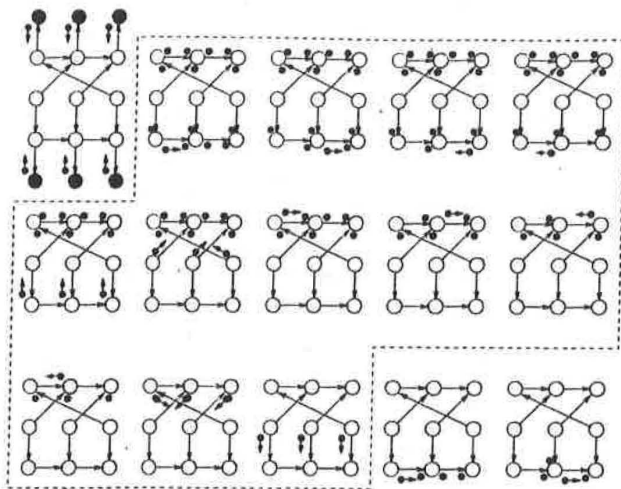


Fig. 10. Probability propagation in the Bayesian network for a turbo code. The dashed polygon encloses the steps in a single iteration. Black dots without arrows represent pending messages.

code, the information symbols are each connected by a single edge, and so propagation terminates. In this case, however, a set of messages is passed to the other constituent network (these messages are the "extrinsic information"). Since there will always be messages pending, the overall procedure repeats the basic "iteration" shown in the pictures outlined by the dashed polygon.

VI. CONCLUSIONS

In this paper, we have attempted to unify various recently developed themes in iterative decoding. We have reviewed graphical code models, including Markov random fields, Tanner graphs, and Bayesian networks, all of which encode the "local" probabilistic structure of codes and channels.

We have developed a distributed marginalization algorithm in the general setting of a factor graph. Given a function of discrete variables that can be written as a product of local potential functions, marginalization can be carried out by a message-passing procedure in a propagation tree, derived from the second higher power of the factor graph. The "thickness" of an edge in this tree is equal to the number of variables that must be carried over this edge to perform exact marginalization. In a cycle-free Bayesian network, the network itself—when used as a propagation tree—achieves a maximum edge thickness of unity. This observation is the key to Pearl's "belief" or probability propagation algorithm, which computes the *a posteriori* distribution exactly in a cycle-free Bayesian network.

For compound codes, however, the Bayesian networks are not cycle free. Nevertheless, the networks are broken into tractable subnetworks, each describing a constituent code and in which probability propagation can be applied. Iterating over these constituent decoders can result in excellent decoding performance in practice, as demonstrated by Berrou *et al.* [1]. We have shown that many recently proposed iterative decoders can be described as message passing in a graphical code model.

In general, it is a straightforward exercise to develop Bayesian network models for many coding schemes, such

as multilevel codes and coset codes, and also for channels more general than the usual memoryless channels. We believe that there are many possibilities for the application of iterative decoding techniques beyond what has been described in the literature to date.

ACKNOWLEDGMENT

The authors are grateful for useful comments on an earlier version of this paper made by the reviewers and by G. D. Forney, Jr., H.-A. Loeliger, and C. Asavathiratham. The concept of factor graphs as a generalization of Tanner graphs was devised by a group at ISIT'97 in Ulm that included the authors, H.-A. Loeliger, D. J. C. MacKay, N. Wiberg, and R. M. Tanner. The authors are grateful for discussions on this topic with S. M. Aji, G. D. Forney, Jr., R. Kötter, and R. J. McEliece.

REFERENCES

- [1] C. Berrou, A. Glavieux, and P. Thitimajshima, "Near Shannon limit error-correcting coding and decoding: Turbo codes," in *Proc. IEEE Int. Conf. Commun. (ICC)*, Geneva, Switzerland, 1993, pp. 1064-1070.
- [2] G. D. Forney, Jr., *Concatenated Codes*. Cambridge, MA: MIT Press, 1966.
- [3] S. Benedetto and G. Montorsi, "Serial concatenation of block and convolutional codes," *Electron. Lett.*, vol. 32, pp. 887-888, 1996.
- [4] ———, "Iterative decoding of serially concatenated convolutional codes," *Electron. Lett.*, vol. 32, pp. 1186-1188, 1996.
- [5] R. G. Gallager, *Low-Density Parity-Check Codes*. Cambridge, MA: MIT Press, 1963.
- [6] J. Lodge, R. Young, P. Hoehner, and J. Hagenauer, "Separable MAP 'filters' for the decoding of product and concatenated codes," in *Proc. IEEE Int. Conf. Commun.*, 1993, pp. 1740-1745.
- [7] J. Hagenauer, E. Offer, and L. Papke, "Iterative decoding of binary block and convolutional codes," *IEEE Trans. Inform. Theory*, vol. 42, pp. 429-445, 1996.
- [8] B. J. Frey and F. R. Kschischang, "Probability propagation and iterative decoding," in *Proc. 34th Annual Allerton Conf. Commun., Contr., Computing*, Monticello, IL, Oct. 1996, pp. 482-493.
- [9] B. J. Frey, *Graphical Models for Machine Learning and Digital Communication*. Cambridge, MA: MIT Press, 1998 [www]. <http://www.cs.utoronto.ca/~frey>.
- [10] J. Pearl, "Fusion, propagation, and structuring in belief networks," *Artif. Intell.*, vol. 29, pp. 241-288, 1986.
- [11] S. L. Lauritzen and D. J. Spiegelhalter, "Local computations with probabilities on graphical structures and their application to expert systems," *J. Roy. Stat. Soc. B*, vol. 50, pp. 157-224, 1988.
- [12] J. Pearl, *Probabilistic Reasoning in Intelligent Systems: Networks of Plausible Inference*. San Francisco, CA: Morgan Kaufmann, 1988, revised 2nd printing.
- [13] R. E. Neapolitan, *Probabilistic Reasoning in Expert Systems: Theory and Algorithms*. Toronto, Ont., Canada: Wiley, 1990.
- [14] F. V. Jensen, *An Introduction to Bayesian Networks*. New York: Springer Verlag, 1996.
- [15] S. L. Lauritzen, *Graphical Models*. Oxford, U.K.: Oxford Univ. Press, 1996.
- [16] D. J. C. MacKay and R. M. Neal, "Good codes based on very sparse matrices," in *Cryptography and Coding, 5th IMA Conf.*, C. Boyd, Ed., no. 1025 in *Lecture Notes in Computer Science*. Berlin, Germany: Springer, 1995, pp. 100-111.
- [17] ———, "Near Shannon limit performance of low density parity check codes," *Electron. Lett.*, vol. 32, no. 18, pp. 1645-1646, 1996. Reprinted in *Electron. Lett.*, vol. 33, pp. 457-458, Mar. 1997.
- [18] D. J. C. MacKay, "Good error-correcting codes based on very sparse matrices," *IEEE Trans. Inform. Theory*, submitted for publication, 1997.
- [19] R. J. McEliece, D. J. C. MacKay, and J.-F. Cheng, "Turbo decoding as an instance of Pearl's 'belief propagation' algorithm," this issue, pp. 140-152.
- [20] N. Wiberg, H.-A. Loeliger, and R. Kötter, "Codes and iterative decoding on general graphs," *Eur. Trans. Telecommun.*, vol. 6, pp. 513-525, Sept./Oct. 1995.
- [21] N. Wiberg, "Codes and decoding on general graphs," Ph.D. dissertation, Linköping Univ., Sweden, 1996.
- [22] R. M. Tanner, "A recursive approach to low complexity codes," *IEEE Trans. Inform. Theory*, vol. IT-27, pp. 533-547, Sept. 1981.
- [23] G. D. Forney, Jr., "Trellises old and new," in *Communications and Cryptography: Two Sides of One Tapestry*, R. E. Blahut, D. J. Costello, Jr., U. Maurer, and T. Mittelholzer, Eds. Norwell, MA: Kluwer, 1994, pp. 115-128.
- [24] ———, "The forward-backward algorithm," in *Proc. 34th Annual Allerton Conf. Commun., Contr., Computing*, Monticello, IL, Oct. 1996, pp. 432-446.
- [25] R. Kindermann and J. L. Snell, *Markov Random Fields and their Applications*. Providence, RI: American Mathematical Society, 1980.
- [26] C. J. Preston, *Gibbs States on Countable Sets*. Cambridge, U.K.: Cambridge Univ. Press, 1974.
- [27] V. Isham, "An introduction to spatial point processes and Markov random fields," *Int. Statist. Rev.*, vol. 49, pp. 21-43, 1981.
- [28] G. E. Hinton and T. J. Sejnowski, "Learning and relearning in Boltzmann machines," *Parallel Distributed Processing: Explorations in the Microstructure of Cognition*, D. E. Rumelhart and J. L. McClelland, Eds. Cambridge MA: MIT Press, 1986, vol. I, pp. 282-317.
- [29] S. M. Aji and R. J. McEliece, "A general algorithm for distributing information on a graph," in *Proc. 1997 IEEE Int. Symp. Inform. Theory*, Ulm, Germany, July 1997, p. 6.
- [30] S. Verdú and H. V. Poor, "Abstract dynamic programming models under commutativity conditions," *SIAM J. Contr. Optim.*, vol. 25, pp. 990-1006, July 1987.
- [31] R. J. McEliece, "On the BJCR trellis for linear block codes," *IEEE Trans. Inform. Theory*, vol. 42, pp. 1072-1092, July 1996.
- [32] E. Schrödinger, *Statistical Thermodynamics*. Cambridge: Cambridge University Press, 1962.
- [33] B. J. Frey, F. R. Kschischang, and P. G. Gulak, "Concurrent turbo-decoding," in *Proc. 1997 IEEE Int. Symp. Inform. Theory*, Ulm, Germany, 1997, p. 431.
- [34] D. Bertsekas and R. Gallager, *Data Networks*, 2nd ed. Englewood Cliffs, NJ: Prentice-Hall, 1992.
- [35] L. E. Baum and T. Petrie, "Statistical inference for probabilistic functions of finite state Markov chains," *Ann. Math. Statist.*, vol. 37, pp. 1559-1563, 1966.
- [36] L. R. Bahl, J. Cocke, F. Jelinek, and J. Raviv, "Optimal decoding of linear codes for minimizing symbol error rate," *IEEE Trans. Inform. Theory*, vol. IT-20, pp. 284-287, 1974.

Frank R. Kschischang (S'83-M'91), for a photograph and biography, see this issue, p. 159.

Brendan J. Frey, for a photograph and biography, see this issue, p. 159.