



US005537654A

United States Patent [19]
Bedingfield et al.

[11] **Patent Number:** **5,537,654**
[45] **Date of Patent:** **Jul. 16, 1996**

[54] **SYSTEM FOR PCMCIA PERIPHERAL TO EXECUTE INSTRUCTIONS FROM SHARED MEMORY WHERE THE SYSTEM RESET SIGNAL CAUSES SWITCHING BETWEEN MODES OF OPERATION BY ALERTING THE STARTING ADDRESS**

[75] **Inventors:** John Bedingfield, Largo, Fla.; Craig Matthews, Long Beach, N.J.

[73] **Assignee:** AT&T Corp., Murray Hill, N.Y.

[21] **Appl. No.:** 64,304

[22] **Filed:** May 20, 1993

[51] **Int. Cl.⁶** G06F 3/00

[52] **U.S. Cl.** 395/834; 395/500; 395/828;
395/497.01; 364/160; 364/228.1; 364/238.2;
364/243

[58] **Field of Search** 395/275, 500,
395/200, 834, 828, 497.01

[56] **References Cited**

U.S. PATENT DOCUMENTS

4,156,907	5/1979	Rawlings et al.	364/200
4,459,662	7/1984	Skelton et al.	364/200
4,519,032	5/1985	Mendell	364/200
4,611,202	9/1986	DiNitto et al.	340/724
4,809,269	2/1989	Gulick	370/94
4,825,358	4/1989	Letwin	364/200
5,195,130	3/1993	Weiss et al.	379/98
5,319,751	6/1994	Garney	395/200
5,321,828	6/1994	Phillips et al.	395/500
5,353,432	10/1994	Riehek et al.	395/500

OTHER PUBLICATIONS

Winn Rosch, *PCMCIA: The Expansion System of the Future PC Magazine*, Jan. 26, 1993, pp. 321 to 326.
European Search Report dated Sep. 9, 1994, regarding EPO Application No. EP 94 30 3539.
EP-A-0 464433 filed Jun. 15, 1991. Listed as particularly relevant if taken alone, as to claims 1-11, 15-18 on European Search Report regarding EPO Application EP 94 30 3539.

EP-A-0 268285 filed Nov. 19, 1987. Listed as technological background in European Search Report regarding EPO Application EP 94 30 3539.

EP-A-0-536 793 filed Oct. 9, 1992. Listed as technological background in European Search Report regarding EPO Application EP 94 30 3539.

"Reprogrammability Eases PCMCIA Designs" Publication: *Electronic Design*; publication date Apr. 18, 1994. Listed as intermediate document and technological background in European Search Report regarding EPO Application EP 94 30 3539.

"Microprogram Loading System", Patent Abstracts of Japan, Publication No. JP62025353, publication date Mar. 2, 1987, Genma Hideaki et al., Int. Class: G06F13/00; G06F9/24. Listed as technological background in European Search Report regarding EPO Application EP 94 30 3539. Translation: Abstract only.

Primary Examiner—Thomas C. Lee
Assistant Examiner—Rehana Perveen Krick
Attorney, Agent, or Firm—Joseph J. Opalach

[57] **ABSTRACT**

A "Personal Computer Memory Card International Association" (PCMCIA) peripheral, e.g., a modem, incorporates a shared memory interface to a personal computer. This shared memory interface provides the capability to easily program the PCMCIA peripheral either in the factory or in the field. In addition, the shared memory interface removes the requirement of having a resident "boot-up" code in the PCMCIA peripheral. Finally, the shared memory interface provides the capability to transfer user data from the personal computer, i.e., data terminal, to the PCMCIA modem at a higher data transfer rate than is currently available via the modem's universal asynchronous receive/transmit (UART) integrated circuit.

4 Claims, 3 Drawing Sheets

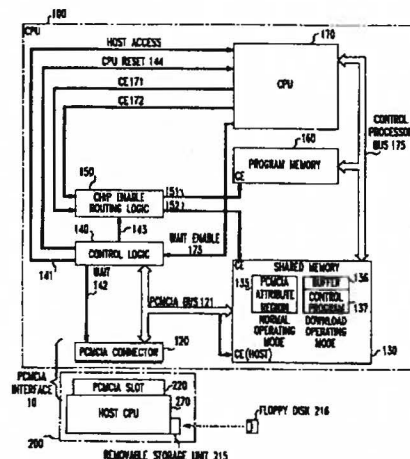


FIG. 1

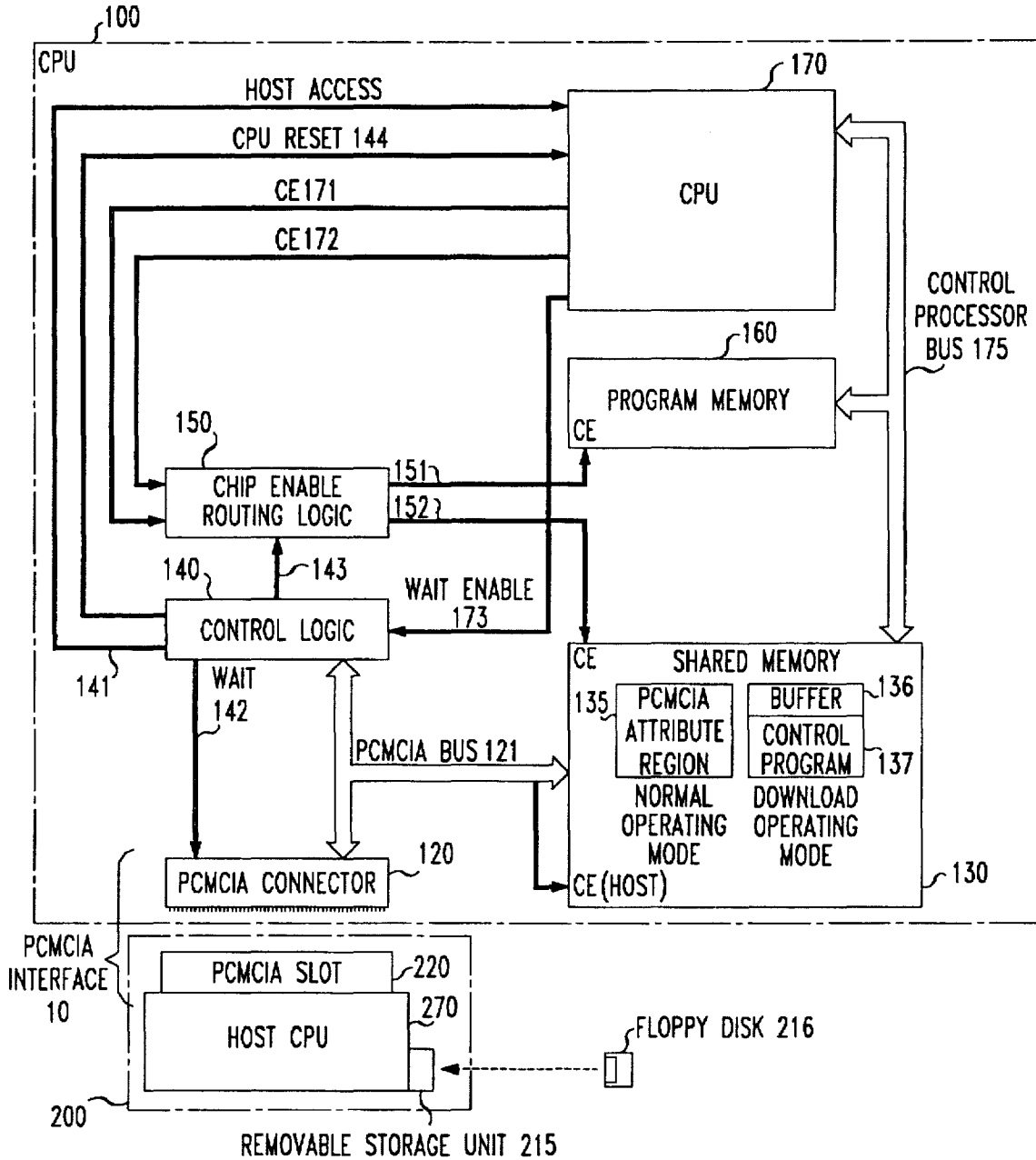


FIG. 2

	LINE 151	LINE 152
NORMAL OPERATING MODE	CE 1	CE 2
DOWNLOAD OPERATING MODE	CE 2	CE 1

FIG. 3

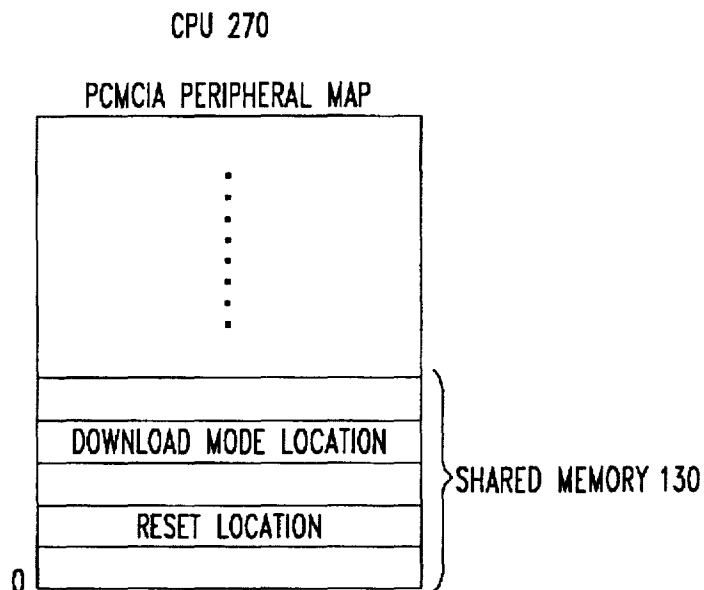


FIG. 4

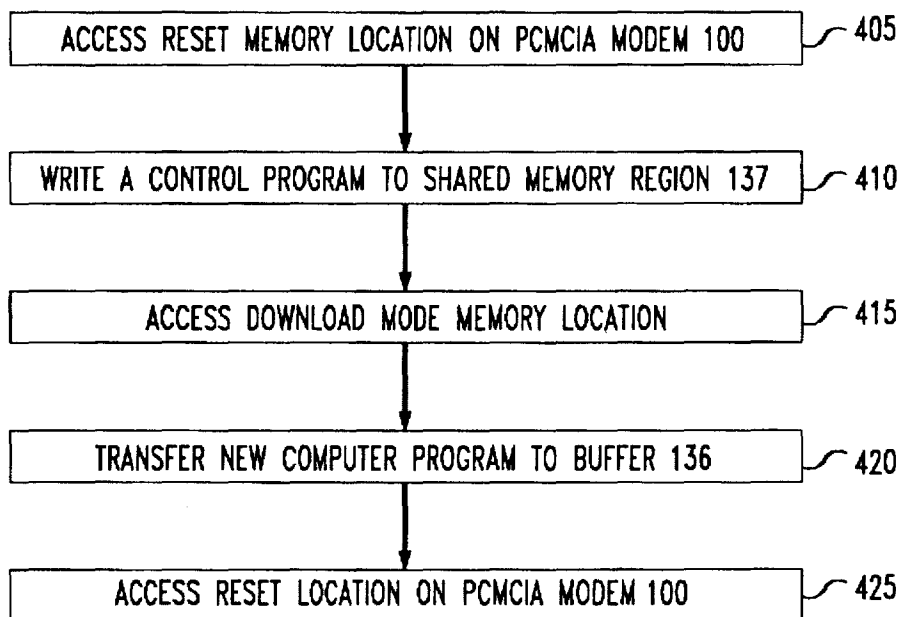
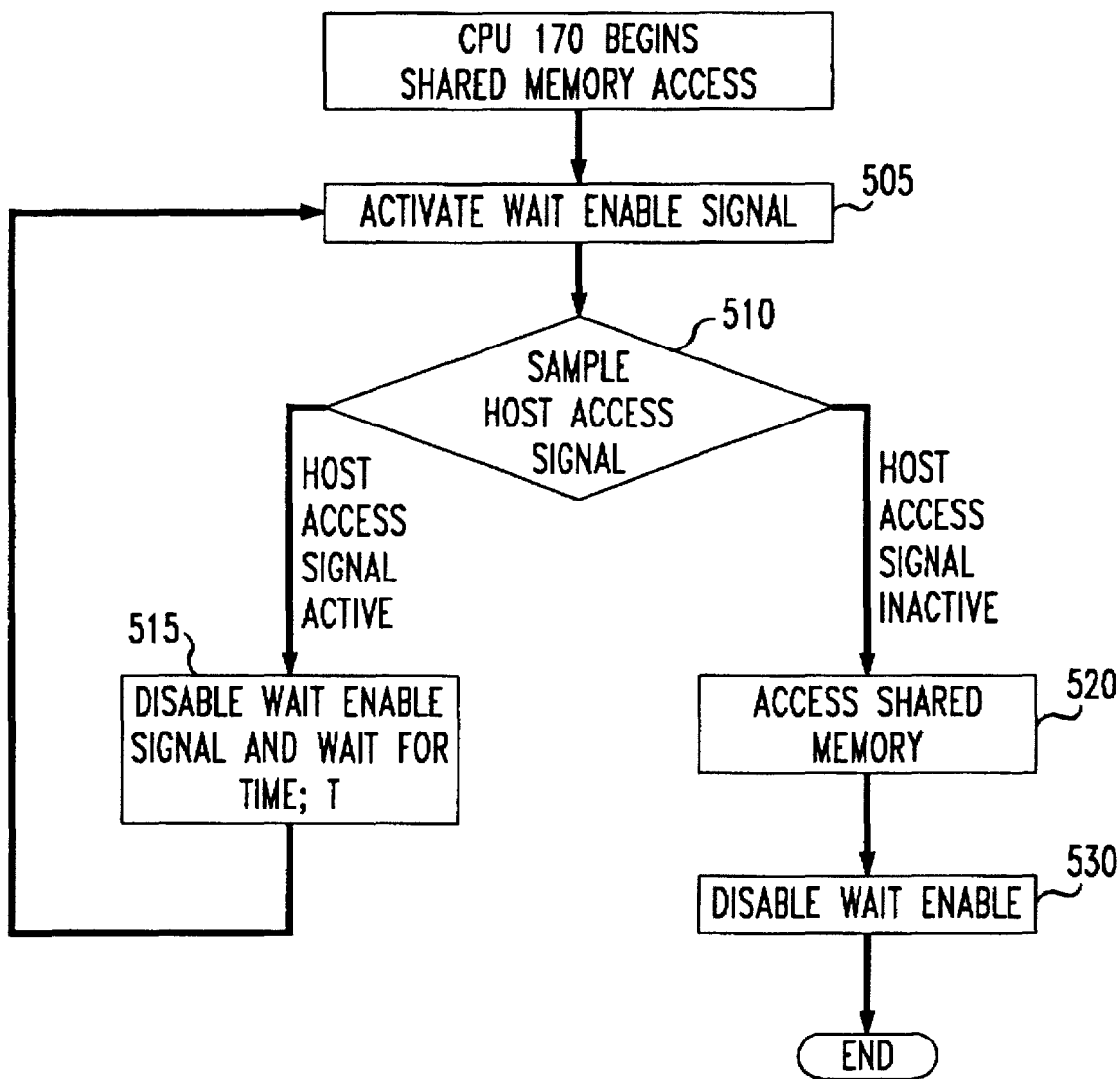


FIG. 5



**SYSTEM FOR PCMCIA PERIPHERAL TO
EXECUTE INSTRUCTIONS FROM SHARED
MEMORY WHERE THE SYSTEM RESET
SIGNAL CAUSES SWITCHING BETWEEN
MODES OF OPERATION BY ALERTING
THE STARTING ADDRESS**

BACKGROUND OF THE INVENTION

The present invention relates to data communications equipment and, more particularly, to a modem having a "Personal Computer Memory Card International Association" interface.

The "Personal Computer Memory Card International Association" (PCMCIA) interface defines the physical size and the electrical interconnection for a class of computer peripherals, i.e., PCMCIA peripherals. Generally, the size of a PCMCIA peripheral is approximately that of a "credit card." Each credit card size PCMCIA peripheral electrically interconnects via a PCMCIA electrical connector to a "host computer," which is typically a "notebook" size personal computer (PC). PCMCIA peripherals like memory, modems, fax, hard disks, etc., are currently available.

Like their more conventional cousins, a PCMCIA modem is a complex piece of equipment that comprises specialized microprocessor circuitry. For example, a PCMCIA modem typically includes a general-purpose microprocessor (CPU), memory, a telephone line interface to the Public Switched Telephone Network (PSTN), and a high-speed digital signal processor for processing the respective communications signal in both the transmit and receive directions. The functionality of the PCMCIA modem is provided by the CPU's execution of a computer program, i.e., the "operating program," that resides in the PCMCIA modem's memory. This memory is usually "flash memory," which is a non-volatile memory that is field-programmable by the modem's CPU.

An advantage of the flash memory is that it allows field upgrades of the modem's operating program for either providing new features or "bug" fixes. In order to perform a field upgrade a part of the flash memory is reserved for a "boot block" computer program. This part of the flash memory is write-protected so that it retains its data, i.e., the boot block, even when the rest of the flash memory is erased and reprogrammed. The boot block includes computer software for booting-up the modem, e.g., after application of power, and for loading the remainder of the flash memory with the operating program.

A field upgrade of the modem's flash memory is performed over one of the serial data ports, either the data communications port or the data terminal port. First, the modem's CPU receives a command to reload the operating program from a "host" coupled to one of the serial ports. Then the modem's CPU executes that portion of the boot block associated with loading the flash memory. This part of the software first erases the remaining portion of the flash memory and then receives the new operating program via one of the serial ports and writes the new operating program to the flash memory.

An alternative approach that does not require a non-writable boot block in the flash memory is provided by AT&T Paradyne's 3800 modem, which comprises an independent "upper bank" and "lower bank" of flash memory. The modem's CPU can boot from either bank. The modem's CPU begins operation by executing the computer program stored in one of the flash memory banks, i.e., the active bank

of flash memory. This computer program includes the boot code and the operating program. When the modem's CPU receives a command from the host to change the operating program via one of the serial ports, the modem's CPU executes a download program contained in the active bank of flash memory. This download software first erases the non-active bank of flash memory and then copies the received data from one of the serial data ports into the non-active bank. This received data is the new computer program, which contains new boot code and the new operating program. At the conclusion of this download mode, the modem's CPU toggles a non-volatile switch so that it will boot after a reset from the newly updated bank of flash memory, i.e., it switches which bank of flash memory is the active bank. This approach is disclosed in the co-pending, commonly assigned U.S. patent application of Hecht et al. entitled "Apparatus and Method for Downloading Programs," Ser. No. 07/880,257, filed on May 8, 1992, now pending.

As described above, although a flash memory upgrade for a PCMCIA modem via one of the serial ports is an advantageous approach, there are several limitations. One is that during manufacture the boot block must be programmed into the flash memory prior to soldering the flash memory onto the printed circuit board. This adds cost to the manufacturing process of the PCMCIA modem. In addition, if the boot block is somehow erased or corrupted and power to the PCMCIA modem is lost, there is no recovery mechanism other than removing and replacing the flash memory. Furthermore, the size of the boot block is fixed (typically 16K bytes), which presents constraints on the functionality of the boot block. In addition, the boot block similarly constrains the size of the PCMCIA modem's operating program since a portion of the flash memory is dedicated to the boot block. Finally, the speed of any field upgrade is limited because of the use of a serial data port.

SUMMARY OF THE INVENTION

This invention eliminates all of the above-mentioned limitations by providing a method and apparatus for loading a flash memory after it is a part of a completed PCMCIA modem assembly. In accordance with the principles of the invention, a PCMCIA peripheral incorporates a shared memory interface to a host computer via the PCMCIA connector. This shared memory provides the capability to easily load or change the computer program of the PCMCIA peripheral from the host computer without requiring either the a priori presence of a dedicated boot block in the flash memory or the use of a serial data port.

In an embodiment of the invention, a PCMCIA modem includes a CPU, memory, and a shared memory that is coupled to a personal computer (PC) via the PCMCIA connector. During normal operation, the CPU accesses and executes any computer program stored in the memory. A field upgrade or initial factory load is performed in the following manner. First, the PC applies a reset to the PCMCIA modem. During this reset, the PC stores a control program in the shared memory. After storing the control program, the PC alters the memory map of the PCMCIA modem so that after the reset the CPU executes the control program stored in the shared memory. This control program further provides the ability to the PCMCIA modem to transfer a new computer program via the shared memory to the memory of the PCMCIA modem, i.e., the control program is the boot block software. After transferring the new computer program, the PC again initiates a reset of the

Explore Litigation Insights

Docket Alarm provides insights to develop a more informed litigation strategy and the peace of mind of knowing you're on top of things.

Real-Time Litigation Alerts



Keep your litigation team up-to-date with **real-time alerts** and advanced team management tools built for the enterprise, all while greatly reducing PACER spend.

Our comprehensive service means we can handle Federal, State, and Administrative courts across the country.

Advanced Docket Research



With over 230 million records, Docket Alarm's cloud-native docket research platform finds what other services can't. Coverage includes Federal, State, plus PTAB, TTAB, ITC and NLRB decisions, all in one place.

Identify arguments that have been successful in the past with full text, pinpoint searching. Link to case law cited within any court document via Fastcase.

Analytics At Your Fingertips



Learn what happened the last time a particular judge, opposing counsel or company faced cases similar to yours.

Advanced out-of-the-box PTAB and TTAB analytics are always at your fingertips.

API

Docket Alarm offers a powerful API (application programming interface) to developers that want to integrate case filings into their apps.

LAW FIRMS

Build custom dashboards for your attorneys and clients with live data direct from the court.

Automate many repetitive legal tasks like conflict checks, document management, and marketing.

FINANCIAL INSTITUTIONS

Litigation and bankruptcy checks for companies and debtors.

E-DISCOVERY AND LEGAL VENDORS

Sync your system to PACER to automate legal marketing.