

**Pronto Universal**  
**Intelligent Remote Control**  
**User Guide**

Introduction.....	1
Intelligent Remote Control.....	1
Charging the Remote Control.....	3
Getting Started.....	6
Activating the Remote Control.....	6
Defining the Brands of Your Devices.....	7
Selecting a Device.....	13
Operating a Device.....	14
Adjusting the Settings.....	16
Getting the Maximum out of it.....	18
Introduction.....	18
Redefining Brands.....	20
Learning Commands.....	21
Labeling Elements.....	24
Adding and Moving.....	26
Deleting and Restoring.....	27
Recording Macros and Setting Timers.....	30
ProntoEdit.....	34
Troubleshooting.....	36
General Problems.....	36
Programming Problems.....	37
Recharging Problems.....	38
FAQ.....	39
Overview of Symbols.....	41
Specifications.....	44
Index.....	46

# Introduction

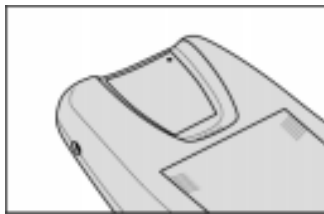
## Intelligent Remote Control

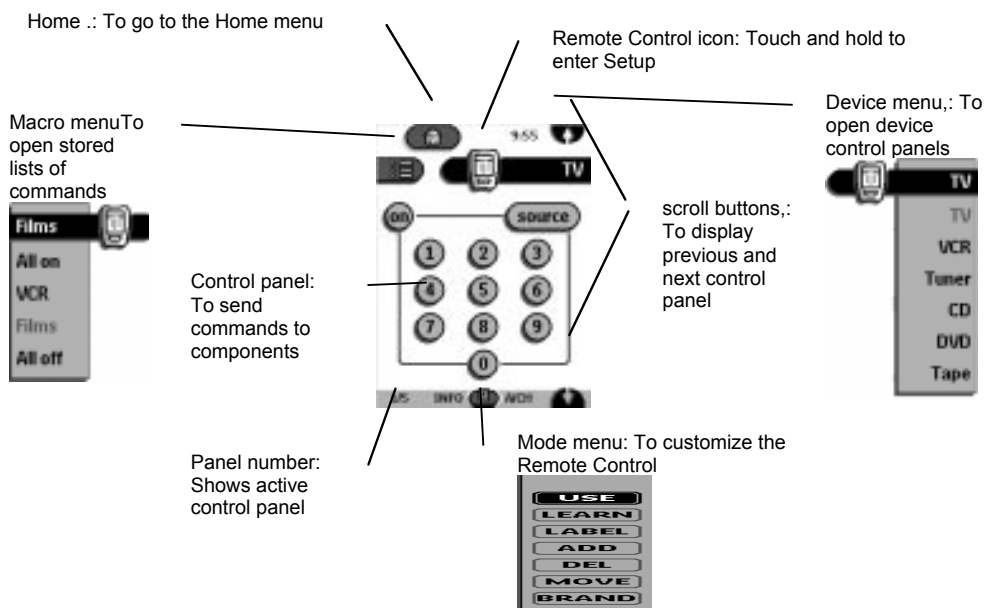
The Intelligent Remote Control can be used for most devices that understand infrared (IR) remote control signals. Its easy-to-use touch screen and its intuitive interface makes it a perfect remote control for every user.

The Remote Control (RC) is completely customizable. In the memory of the Remote Control, RC codes are stored to activate different brands for all kinds of video and audio devices. The Remote Control is set up by default to operate with Philips or Marantz devices. When you have other brands, you simply define the brands of your devices when you use the Remote Control for the first time.

The Remote Control can also learn RC codes from existing remote controls. It is designed to add devices and functions, relabel buttons, record macros and set timers. With the ProntoEdit software you create your own control panels and define your personal look.

- Illustration with callouts and a brief explanation of the most important parts
  - Front: sending eye, direct-access buttons, touch screen, Left/Right buttons, learning eye
  - Side: contrast dial, backlight button, serial port
  - Back: battery door, recharging contacts, reset button

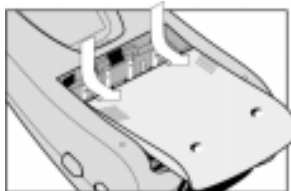




## Charging the Remote Control

### AA batteries

- 1 Slide the battery door off the back of the Remote Control.




- 2 Insert 4 AA batteries (included with the Remote Control) as indicated on the bottom of the battery compartment.



- 3 Slide the battery door back on.

After a few seconds, the Remote Control starts up automatically and beeps twice to indicate that it is ready to use.

When batteries are running low, the Low Battery icon  flashes at the center top of the display. Replace the batteries as soon as possible to ensure perfect performance.

### Note

The Remote Control retains all settings when batteries have run out or when you replace them. You will only have to reset the clock.

# Explore Litigation Insights

Docket Alarm provides insights to develop a more informed litigation strategy and the peace of mind of knowing you're on top of things.

## Real-Time Litigation Alerts



Keep your litigation team up-to-date with **real-time alerts** and advanced team management tools built for the enterprise, all while greatly reducing PACER spend.

Our comprehensive service means we can handle Federal, State, and Administrative courts across the country.

## Advanced Docket Research



With over 230 million records, Docket Alarm's cloud-native docket research platform finds what other services can't. Coverage includes Federal, State, plus PTAB, TTAB, ITC and NLRB decisions, all in one place.

Identify arguments that have been successful in the past with full text, pinpoint searching. Link to case law cited within any court document via Fastcase.

## Analytics At Your Fingertips



Learn what happened the last time a particular judge, opposing counsel or company faced cases similar to yours.

Advanced out-of-the-box PTAB and TTAB analytics are always at your fingertips.

## API

Docket Alarm offers a powerful API (application programming interface) to developers that want to integrate case filings into their apps.

## LAW FIRMS

Build custom dashboards for your attorneys and clients with live data direct from the court.

Automate many repetitive legal tasks like conflict checks, document management, and marketing.

## FINANCIAL INSTITUTIONS

Litigation and bankruptcy checks for companies and debtors.

## E-DISCOVERY AND LEGAL VENDORS

Sync your system to PACER to automate legal marketing.