



US006071904A

United States Patent [19]

[11] **Patent Number:** **6,071,904**

Ali et al.

[45] **Date of Patent:** **Jun. 6, 2000**

[54] **PROCESS FOR MANUFACTURING OPTHALMIC SUSPENSIONS** 5,378,703 1/1995 Dean et al. 514/222.8

FOREIGN PATENT DOCUMENTS

[75] Inventors: **Yusuf Ali; Robert E. Beck**, both of Fort Worth; **Rex C. Sport**, Grapevine, all of Tex.

0601619A2 5/1993 European Pat. Off. .
0602702A1 6/1994 European Pat. Off. .
0509752A2 7/1994 European Pat. Off. .
WO 93/16701 8/1993 WIPO .

[73] Assignee: **Alcon Laboratories, Inc.**, Fort Worth, Tex.

OTHER PUBLICATIONS

[21] Appl. No.: **08/886,933**

Martin, F. et al. "Sterilisation par la Chaleur des Solutions de Sulfamides", Journal de Pharmacie de Belgique, vol. 25, No. 4, pp. 317-329, Jul.-Aug. 1970.

[22] Filed: **Jul. 2, 1997**

Related U.S. Application Data

[60] Provisional application No. 60/032,820, Dec. 11, 1996.

Primary Examiner—Zohreh Fay
Attorney, Agent, or Firm—Sally Yeager

[51] **Int. Cl.**⁷ **A61K 31/54**

[52] **U.S. Cl.** **514/222.8**; 514/912

[57] **ABSTRACT**

[58] **Field of Search** 514/222.8, 912

Ophthalmic suspensions containing brinzolamide or brinzolamide and a beta-blocker and processes for manufacturing the suspensions are disclosed.

[56] **References Cited**

U.S. PATENT DOCUMENTS

5,362,758 11/1994 Ahmed 514/777

12 Claims, 3 Drawing Sheets

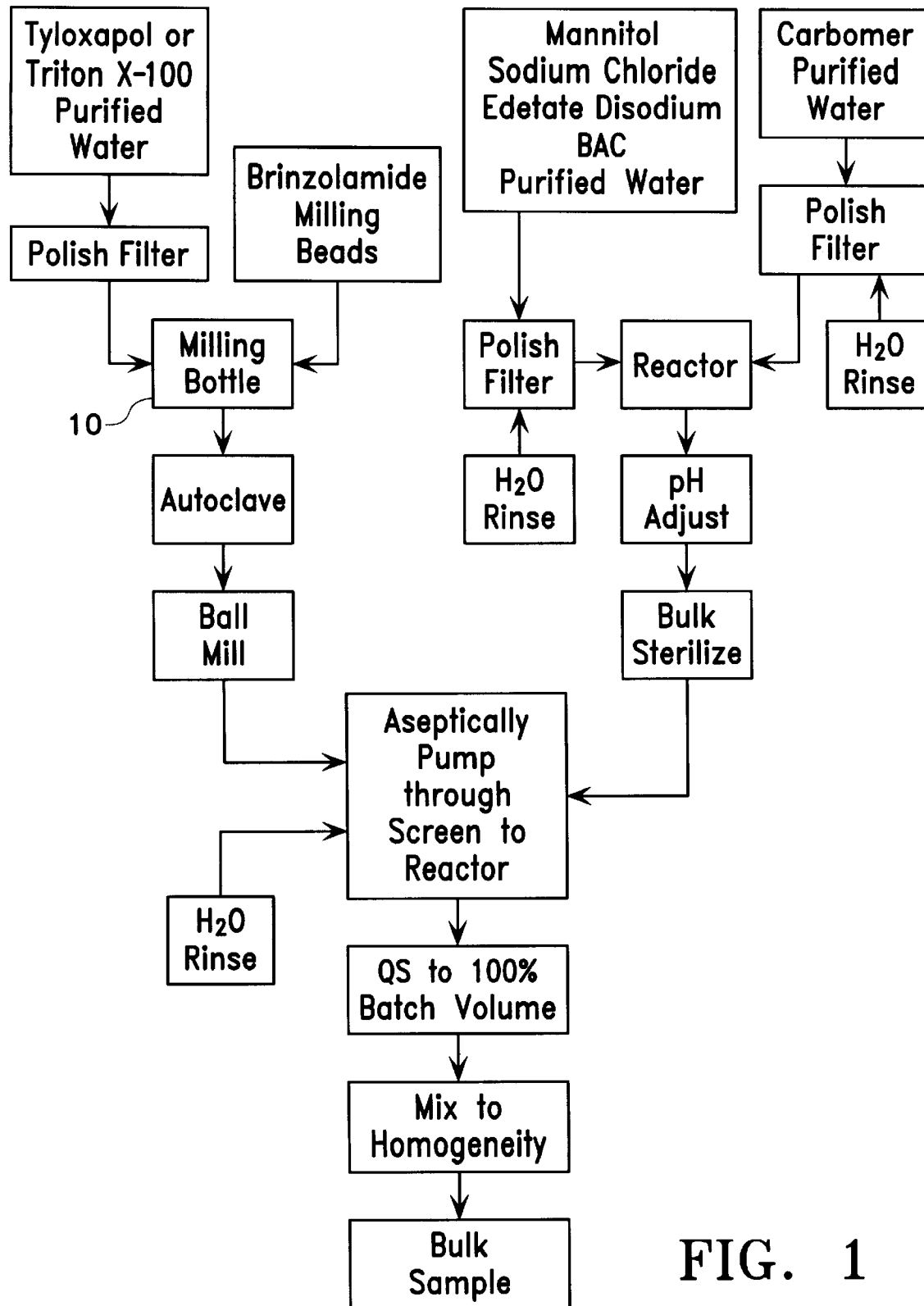


FIG. 1

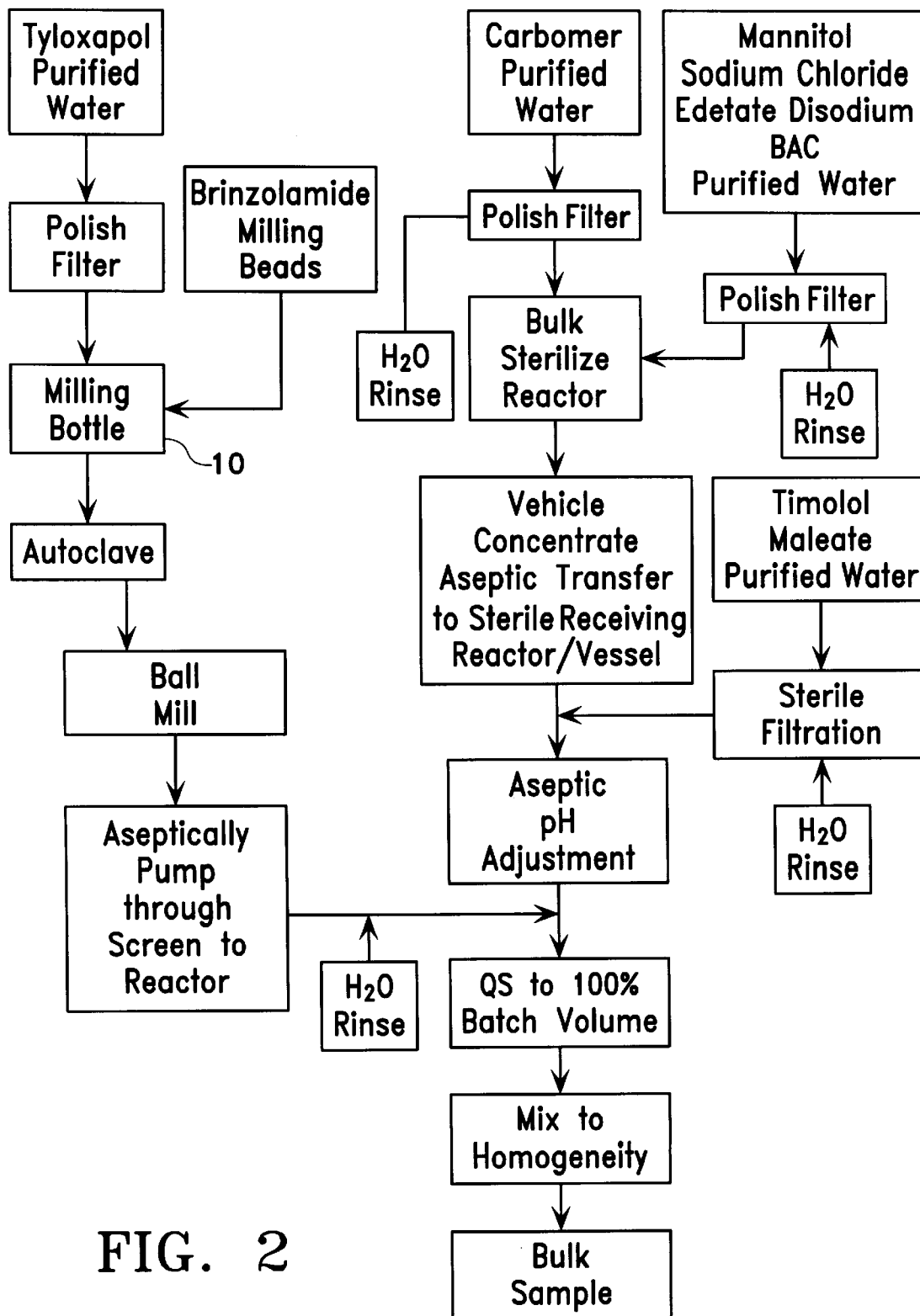


FIG. 2

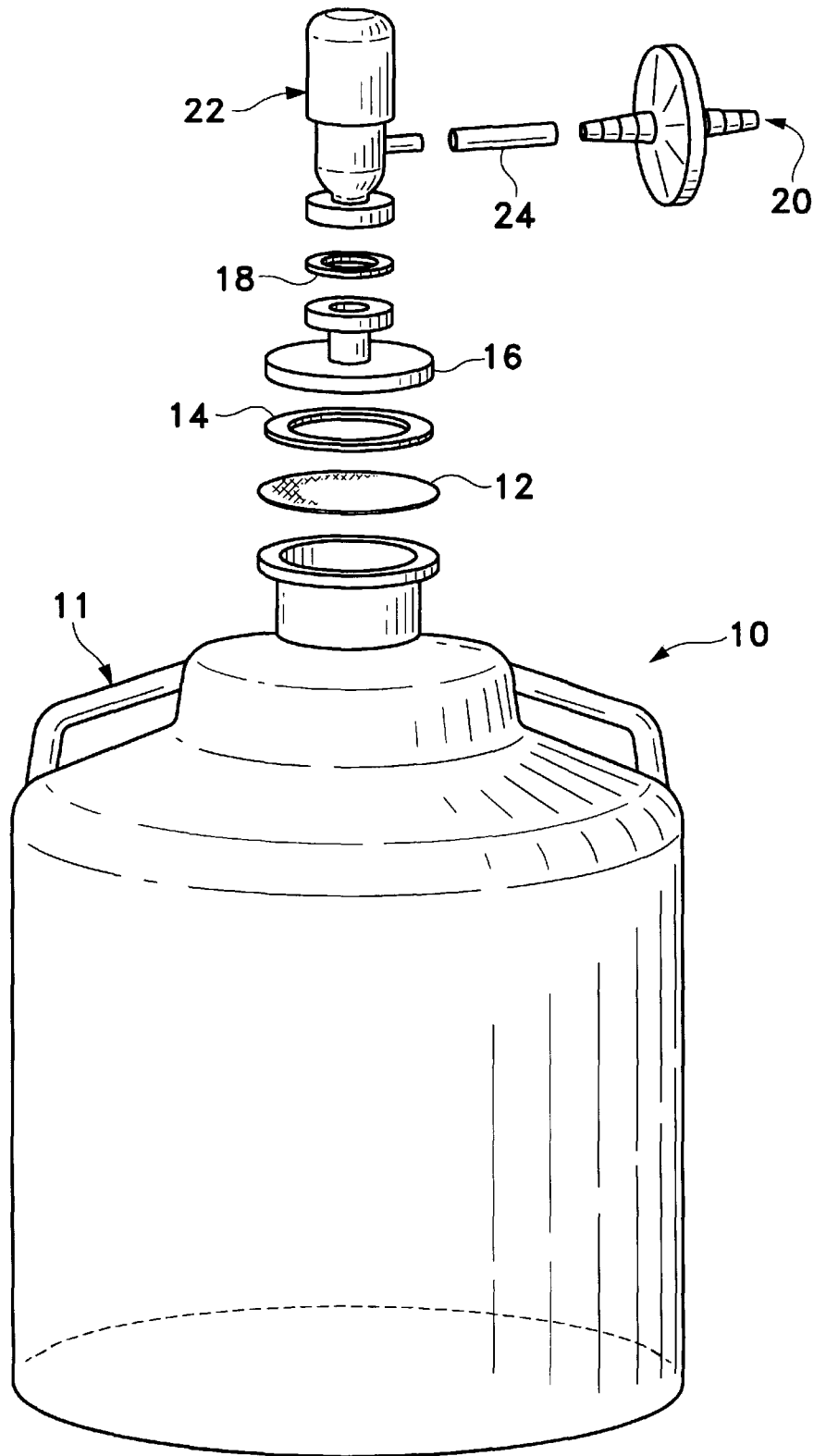


FIG. 3

PROCESS FOR MANUFACTURING OPHTHALMIC SUSPENSIONS

Priority is claimed from the provisional application, U.S. patent application Ser. No. 60/032820, filed Dec. 11, 1996.

This invention relates to sterile topical ophthalmic suspensions containing a carbonic anhydrase inhibitor or a carbonic anhydrase inhibitor and a beta-blocker and processes for making the suspensions. The suspensions are useful in controlling the elevated intraocular pressure in persons suffering from ocular hypertension or primary open angle glaucoma.

BACKGROUND OF THE INVENTION

Sterile, topical, ophthalmic suspensions have typically been manufactured in the past in one of three ways: by bulk sterilization of a milled suspension, by aseptic addition of sterile micronized raw material into a sterile vehicle, or by aseptic addition of a sterile raw material to a sterile menstruum followed by ball milling and aseptic addition of the sterile concentrate into a sterile vehicle.

The present suspensions, containing a carbonic anhydrase inhibitor (CAI) or a CAI and a beta-blocker, can not be made via these routes. Due to the solubility of the CAI at autoclaving temperatures, large needle-like crystals form on cool down of the final formulation. Aseptic ball milling of this final formulation is not practical. Aseptic addition of the CAI to a sterile vehicle is also not practical as the CAI cannot be sterilized by conventional means. Dry heat sterilization causes melting of the material. Sterilization of the CAI by ethylene oxide introduces unacceptable degradation products and residues, and sterilization by gamma irradiation of micronized material produces degradation products unacceptable for regulatory filing.

The present process provides a procedure for making a CAI or a CAI/beta-blocker suspension on a manufacturing scale without the problems described above.

BRIEF DESCRIPTION OF THE DRAWING

FIG. 1 is a flow diagram showing the process for making brinzolamide ophthalmic suspension.

FIG. 2 is a flow diagram showing the process for making brinzolamide/timolol ophthalmic suspension.

FIG. 3 is an expanded side view of one milling bottle that may be used in the present invention.

SUMMARY OF THE INVENTION

The present invention is directed to a CAI and a CAI/beta-blocker suspension, processes for making them, and a "bottle" for use in the processes.

DETAILED DESCRIPTION OF PREFERRED EMBODIMENTS

The present CAI suspension contains the pharmaceutically active CAI, R 4-ethylamino-3,4-dihydro-2-(3-methoxy)propyl-2H-thieno [3,2-c]-1,2-thiazine-6-sulfonamide 1,1 dioxide, which is known as brinzolamide. This compound is disclosed in commonly assigned U.S. Pat. No. 5,378,703 (Dean, et al.). The present suspension and the process for making it are not disclosed in Dean, et al.

The process for making the brinzolamide suspension uses autoclaving of a concentrated slurry of brinzolamide in milling bottle 10, ball milling of the hot slurry, and then adding the slurry to the rest of the ingredients as shown in FIG. 1.

Referring now to FIG. 1, first the milling menstruum containing either Tyloxapol, (4-(1,1,3,3-tetramethylbutyl)phenol polymer with formaldehyde and oxirane), available from Sterling Co. or Triton X-100, (α -[4-(1,1,3,3-tetramethylbutyl)phenyl]- ω -hydroxypolyoxy-1,2-ethane diyl), available from Rohm and Haas Corp. is prepared. The milling menstruum is critical to the manufacture of this suspension. Use of menstrua containing surfactants other than Tyloxapol or Triton X-100, such as Polysorbate 80, (sorbitan mono-9-octadecenoate poly (oxy-1,2-ethanediyl) derivatives), a common wetting agent for use in ophthalmic suspensions, results in inadequate milling of large crystals of brinzolamide which form during cool down following autoclaving. Use of Tyloxapol or Triton X-100 at concentrations of about 0.001 to 5 weight percent (wt. %) in the milling menstruum unexpectedly minimizes foaming and allows for adequate milling of the crystals. Although use of either Tyloxapol or Triton X-100 in the milling menstruum is acceptable, Tyloxapol at concentrations of 0.01 to 0.10 wt. % in the final suspension is the preferred agent as Triton X-100 is not commonly used in ophthalmic preparations.

Once the milling vehicle is prepared it is filtered and then mixed with milling beads, such as, alumina, glass, or zirconia, preferably 3mm zirconia-Y beads and added to milling bottle 10. The mixture is then autoclaved in milling bottle 10 at normal temperatures and pressures known to those skilled in the art, e.g., 121–129° C., preferably 123–127° C., for 30–45 minutes. After autoclaving and while the slurry is above 80° C., the mixture is ball milled under conditions to achieve an average particle size of 0.2–10 μ m, preferably 1–5 μ m, preferably 18–19 hours at 50–55 RPM.

After milling, the milled slurry is aseptically added through a screen with smaller openings than the milling bead size to the rest of the ingredients including, water, one or more tonicity agents, such as, but not limited to, mannitol or sodium chloride; one or more preservatives, including, but not limited to, benzalkonium chloride or one of its derivatives, polyquaternium 1, thimerosal or EDTA; and at least one polymer, including, but not limited to carbomer, hydroxypropylmethylcellulose (HPMC), hydroxyethylcellulose (HEC), or polyvinylalcohol (PVA) which are mixed, filtered, pH adjusted, and sterilized prior to their combination with the milled mixture. Preferable ingredients are mannitol, NaCl, EDTA, BAC, carbomer, such as Carbopol 934P or 974P.

Sterile, purified water used to rinse the beads is then added to the mixture and the batch is brought to final volume. The ingredients are mixed until homogeneous.

The CAI/beta-blocker suspension contains brinzolamide, but also includes a beta-blocker, such as, (S)-1-[(1,1-dimethylethyl)amino]-3-[[4-(4-morpholinyl)-1,2,5-thiadiazol-3-yl]oxy]-2-propanol (Z) 2-butenedioate (1:1) salt, which is known as timolol maleate or (\pm) 1-[p-[2-(cyclopropylmethoxy)ethyl]phenoxy]-3-(isopropylamino)-Z-propanol hydrochloride, which is known as betaxolol hydrochloride. Different isomers, for example, S-betaxolol, and salts can be used. A sterile ophthalmic solution containing timolol maleate (Timoptic®) is available from Merck and Co., Inc. It is useful for the treatment of elevated intraocular pressure in persons with ocular hypertension or open angle glaucoma. A sterile ophthalmic solution containing betaxolol hydrochloride (Betoptic®) is available from Alcon Laboratories, Inc. It is also useful for the treatment of ocular hypertension and open angle glaucoma.

The process for making the CAI/beta-blocker suspension is similar to that for making the brinzolamide suspension

Explore Litigation Insights

Docket Alarm provides insights to develop a more informed litigation strategy and the peace of mind of knowing you're on top of things.

Real-Time Litigation Alerts



Keep your litigation team up-to-date with **real-time alerts** and advanced team management tools built for the enterprise, all while greatly reducing PACER spend.

Our comprehensive service means we can handle Federal, State, and Administrative courts across the country.

Advanced Docket Research



With over 230 million records, Docket Alarm's cloud-native docket research platform finds what other services can't. Coverage includes Federal, State, plus PTAB, TTAB, ITC and NLRB decisions, all in one place.

Identify arguments that have been successful in the past with full text, pinpoint searching. Link to case law cited within any court document via Fastcase.

Analytics At Your Fingertips



Learn what happened the last time a particular judge, opposing counsel or company faced cases similar to yours.

Advanced out-of-the-box PTAB and TTAB analytics are always at your fingertips.

API

Docket Alarm offers a powerful API (application programming interface) to developers that want to integrate case filings into their apps.

LAW FIRMS

Build custom dashboards for your attorneys and clients with live data direct from the court.

Automate many repetitive legal tasks like conflict checks, document management, and marketing.

FINANCIAL INSTITUTIONS

Litigation and bankruptcy checks for companies and debtors.

E-DISCOVERY AND LEGAL VENDORS

Sync your system to PACER to automate legal marketing.