

UNITED STATES PATENT AND TRADEMARK OFFICE

BEFORE THE PATENT TRIAL AND APPEAL BOARD

EASTMAN KODAK COMPANY, AGFA CORPORATION, ESKO SOFTWARE
BVBA, and HEIDELBERG, USA,
Petitioners

v.

CTP INNOVATIONS, LLC
Patent Owner

Cases

IPR2014-00788 (U.S. Patent No. 6,738,155)

IPR2014-00789 (U.S. Patent No. 6,738,155)

IPR2014-00790 (U.S. Patent No. 6,611,349)

IPR2014-00791 (U.S. Patent No. 6,611,349)

DECLARATION OF MICHAEL JAHN

Pursuant to 28 U.S.C. § 1746 and 37 C.F.R. § 1.68 I, Michael Jahn, the undersigned, hereby declare as follows:

(1.) My name is Michael Jahn. I am over 21 years of age and otherwise competent to make this declaration. I am being compensated for my time in preparing this declaration at my standard hourly rate (\$150.00/hr) for this type of consulting activity. My compensation is in no way contingent on the results of these or any other proceeding relating to the outcome of the petitions for *inter partes* review (“IPR”) filed against U.S. Patent Nos. 6,611,349 and 6,738,155 or any related litigation or administrative proceeding. All statements herein made of my own knowledge are true, and all statements herein made based on information and belief are believed to be true.

(2.) I currently work for Datatech SmartSoft, Inc. (“SmartSoft”). I have worked here since November 1, 2011.

(3.) My title is Manager of Implementation and Support. I am responsible for PressWise installation, product training and developing custom solutions for clients, as well as product road mapping and future development projects for the PressWise Print MIS production workflow system. PressWise provides a single browser-based print management system that automates the digital workflow and incorporates imposition.

(4.) Prior to joining SmartSoft I had worked for Agfa Corporation (“Agfa”) from August 1997 to September 2001 as a contract consultant. Although I had other projects while working for Agfa, my work with Agfa consumed most of my time during this period.

(5.) While working for Agfa, I was tasked to assist in the product management and development of AGFA Apogee. I helped define the initial feature set for AGFA Apogee that would enable PDF workflow; I created white papers and training materials, provided technical content to writers and designers of marketing materials, slides show and brochures; I helped develop a marketing strategy and was the presenter at print tradeshow and workflow conferences for the Agfa PDF product line. I spoke at industry events about Agfa technologies and PDF workflows internationally and in the U.S.

(6.) My remaining experience as a consultant and PDF, printing, prepress, and digital workflow specialist is summarized in my C.V., attached hereto as Attachment A and may be accessed electronically at <https://www.linkedin.com/in/michaelejahn>.

(7.) I have been asked by Counsel for Eastman Kodak Company (“Kodak”), Agfa Corporation (“Agfa”), Esko Software BVBA (“Esko”), and Heidelberg USA (“Heidelberg”) (collectively, the “IPR Petitioners”) to corroborate that the document attached hereto as Attachment B, “*Agfa Apogee, The PDF-based*

Production System (“Apogee”),” was made publicly available in 1998 as stated in the declaration of Johan Suetens. For simplicity, I will refer to Attachment B as the “Apogee Exhibit.”

(8.) I have read the declarations of Johan Suetens (first and supplemental) and they comport with my understanding of how publications, such as the Apogee Exhibit, were distributed by Agfa. Namely, Agfa headquarters would order copies of a given product brochure in bulk. The brochures would then be sent to regional offices, wholly owned subsidiaries of Agfa, and sales and marketing staff (such as myself) to distribute to customers, potential customers, and other interested members of the public.

(9.) I recognize the Apogee Exhibit as describing the Apogee PDF workflow. Apogee was, and remains today, one of Agfa’s flagship products. I recognize the brochure as one that I personally distributed to interested members of the public on behalf of Agfa beginning in 1998, and thereafter.

(10.) As noted above, it was my job, beginning in August 1997 until leaving the company in September 2001, to travel internationally and throughout the U.S. to meet with potential customers and industry groups for the purpose of educating them on the AGFA Apogee PDF workflow. Specifically, between March 16-20, 1998, I attended the Seybold New York conference where I promoted AGFA Apogee and distributed an earlier version of the Apogee Exhibit.

That same year, I also attended the Vue/Point conference 9th annual communication event held April 14-16 in Arlington, Virginia, and the PIRA International meeting held in England.

(11.) At these conferences, I was the person with the headset in the Agfa Booth giving approximately eight public presentations a day, where I discussed PDF, PDF workflow, PDF imposition and sending imposed PDF, imposed PostScript and/or Imposed 1-bit Screened bitmap TIFF files created by the AGFA Apogee system to be then passed to an imagesetter or platesetter. The Apogee Exhibit was the literature that attendees were given to take back to their office.

(12.) Beyond distributing the Apogee Exhibit at the above conferences, I also directed attendees to my website, www.jahn.org, where the earlier version I referenced in paragraph 10 was posted for years for download by any interested member of the public. As indicated in the declarations of Johan Suetens, the Apogee Exhibit was printed in mass quantities in April 1998, which is also indicated by the GB 1998 04 stamp on the last page of the brochure. However, given my position at Agfa and responsibility for promoting its products (such as AGFA Apogee), it was not uncommon for me to have earlier versions of Agfa's brochures to distribute to customers and interested members of the public. This served many purposes but, in particular, it allowed me to spread the word about AGFA Apogee before the product/brochure was officially released, and it also

provided Agfa an opportunity to adjust the brochure based upon feedback from customers.

(13.) I understand that Attachment C to this declaration is an affidavit from Christopher Butler of the Internet Archive's Wayback Machine attaching a true and correct copy of my website, www.jahn.org, as it existed on January 25, 1999. I first published my website on November 20, 1995, although the Archive does not seem to have stored an earlier version of the website.

(14.) From when I began working at Agfa in August 1997, my main goal was to help Agfa built and market tools and systems that create, modify and process PDF files in digital masters for use in high end prepress and printing production environments—*i.e.*, the underpinnings of the AGFA Apogee platform. I utilized my website to help disseminate this information to customers, potential customers, academics, and other interested members of the public. Moreover, my website contained informational brochures, documentation, software plug-ins, and other workflow documents that would help customers and other interested members of the public utilize PDFs in their prepress and print production systems. Therefore, rather than having to send this information via mail or e-mail, I could keep adding to the website and tell meeting attendees, customers, etc. to go there as a knowledge base of one stop shopping for all things PDF.

(15.) As shown in Attachment C, a document entitled “*Agfa Apogee – Brochure* (in PDF) that describes Agfa Apogee. About 460k” was freely available for download on my website. I will refer to the “Agfa Apogee” brochure that was available for download on my website and reproduced in Attachment C as the “March Apogee Brochure.” As discussed in greater detail below, the March Apogee Brochure is a near identical copy of the Apogee Exhibit submitted by the IPR Petitioners, the difference being the March Apogee Brochure bears an internal date code from March 1998 (GB 1998 03), whereas the Apogee Exhibit bears an internal date code from April 1998 (GB 1998 04).

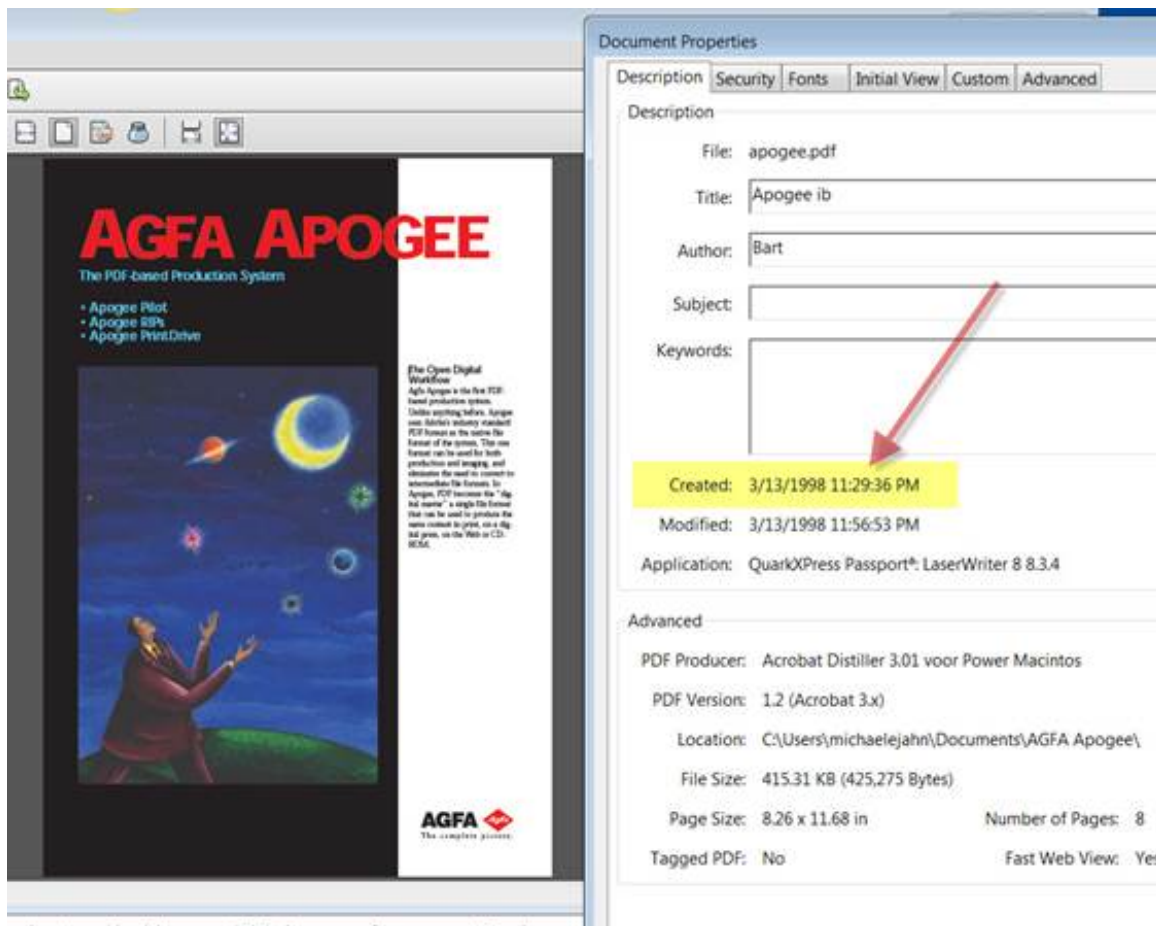
(16.) The March Apogee Brochure is included in Attachment C from the Internet Archive’s Christopher Butler; however, I have also included a true and correct copy of the March Apogee Brochure that has been downloaded from the Internet Archive’s Wayback Machine as Attachment D because the copy provided by the Internet Archive has the bottom portion of the PDF document cut off. As indicated in the declaration of Christopher Butler, “[t]he date assigned by the Internet Archive applies to the HTML file but not to image files [or links to PDF files] lined therein. Thus images [or links to PDF files] that appear on the page may not have been archived on the same date as the HTML file.”

(17.) Although the Internet Archive’s Wayback Machine did not capture a copy of the March Apogee Brochure until June 2001, I can confirm that this

document was freely available on my website by January 25, 1999, at the latest, as indicated by the screen capture of my website from that date, and distributed by me in March 1998 when the document was created, both electronically on my website and in hard copy format. Therefore, although I had uploaded the March Apogee Brochure to my website years before, based upon how the Wayback Machine crawls the Internet, the brochure (apparently) was not captured by the Wayback Machine until 2001.

(18.) If you access the linked version of the March Apogee Brochure saved on my website

<https://web.archive.org/web/20010614135707/http://www.jahn.org/pdf3/apogee.pdf>) and display the create date, you will see that the metadata of the March Apogee Brochure identifies March 13, 1998 at 11:29:36 PM as the date that this electronic file was created using QuarkXPress Passport. The author “Bart,” is Bart Van Put, who worked at ImageBuilding. Further, immediately beneath the create date is a modified date of March 13, 1998 at 11:56:53 PM. This represents the date and time that I renamed the file “apogee.pdf” which, as you can see from the URL copied above, is the file extension name for the March Apogee Brochure that was saved on my website and captured by the Wayback Machine.



(19.) Therefore, although I do not recall whether I immediately uploaded the March Apogee Brochure to my website after modifying the file at 11:56:53 PM, or if I uploaded the brochure shortly thereafter, my purpose in modifying the PDF file was to distribute it electronically in March 1998 on my website, which I did. As of March 1998, Jahn.org was publically accessible, it was not password protected and, as mentioned above, it was my practice at the time to direct conference attendees to my website. My website address was also included on presentation slides that I used at each conference.

(20.) For example, as can be seen in my website capture from January 25, 1999 shown in Attachment C, I included links to various slide shows that I presented at different conferences and seminars. True and correct copies of the slide shows linked as “Adobe Agfa presentation” (presented at Graph Expo in Chicago, October 25-28, 1998); “Agfa PPA meeting” (presented to the Berman Printing company (Ohio) on November 7, 1998); and “Agfa IPP5 meeting workflow” (presented at the IPP5 conference in Mumbai, India November 14, 1998) that are accessible via the Internet Archive’s Wayback Machine are attached hereto as Attachments E-G, respectively. These files can also be accessed here:

<https://web.archive.org/web/20030422061526/http://www.jahn.org/slides/AdoAgfa.pdf>

here:

<https://web.archive.org/web/20010615170332/http://www.jahn.org/slides/ppa.pdf>

and here:

<https://web.archive.org/web/20010615170418/http://www.jahn.org/slides/ipp5wf.pdf>.

(21.) As show therein, each presentation was given in 1998 and, on the title page, includes my title as “PDF Evangelist” along with my website address, www.jahn.org. Accordingly, through my work for Agfa where I traveled around

the country and world promoting Agfa's products and giving countless numbers of presentations, the printing and publishing community would have been made aware of my website where a copy of the March Apogee Brochure was freely accessible and downloadable. Furthermore, although the Internet Archive does not have a snapshot of my website before January 25, 1999, these presentations clearly corroborate that www.jahn.org was live and publicly accessible in March 1998 when I would have uploaded the March Apogee Brochure for free download. As noted above, throughout 1998 and before, I was directing customers, potential customers, and interested members of the public to my website to learn about PDFs and Agfa's products.

(22.) There are only slight differences between the Apogee Exhibit (Attachment B) and the version of the document accessible on my website, the March Apogee Brochure (Attachments C and D), not including the highlighting that appears on the Apogee Exhibit. In short, the differences between the Apogee Exhibit and the March Apogee Brochure are marketing rather than technical edits. Between March and April of 1998, the architecture and functionality of Apogee did not change in any significant way, if at all.

(23.) The primary difference between the Apogee Exhibit and the March Apogee Brochure is that, in a few instances, as discussed in greater detail below, the Apogee Exhibit shorthands the process of normalizing incoming files into PDF

digital masters as the “NORM-approach.” However, not only was the “NORM-approach” a staple of Apogee from the platform’s earliest descriptions, the March Apogee Brochure describes the incoming file normalization process with the same degree of specificity and with the same language as the Apogee Exhibit. For example, the March Apogee Brochure describes normalizing incoming files into PDF digital masters with the same sentences and paragraphs used in the Apogee Exhibit at pages 2-6 of the brochure. Again, the only difference between the March Apogee Brochure and the Apogee Exhibit is the inclusion of the “NORM-approach” marketing shorthand in the Apogee Exhibit, which is purely a difference of form, not technical substance.

(24.) The Apogee Exhibit includes an additional sentence on the cover page stating that “Apogee adheres to the new NORM-approach...” Page 2 of the Apogee Exhibit includes a sentence stating “This also fits the new, open NORM-approach...,” which does not appear in the March Apogee Brochure, along with an additional bullet-point under “manage the print image files” stating “Last minute corrections.”

(25.) Page 3 of the March Apogee Brochure includes three additional sentences on the Apogee RIP and “Print Image Files or PIFs” that are not found on page 3 of the Apogee Exhibit. Page 3 of the Apogee Exhibit also includes a bullet-point on the “NORM” process that is not found on page 3 of the March Apogee

Brochure. The screen shots included at the bottom of page 4 of the Apogee Exhibit are slightly different than the screen shots included at the bottom of page 4 of the March Apogee Brochure.

(26.) Page 5 of the Apogee Exhibit includes additional text boxes for “The PageStore” and “Spot color mapping” that do not appear on page 5 of the March Apogee Brochure. Other than a change to the text of the heading following “APOGEE PDF RIP,” page 6 of the Apogee Exhibit and page 6 of the March Apogee Brochure appear identical. Page 7 of the Apogee Exhibit includes slight differences in the phraseology used for some of the “Features & Benefits” bullet-points as compared to page 7 of the March Apogee Exhibit. Lastly, as noted previously, page 8 of the Apogee Exhibit indicates that it was printed in April 1998 (GB 1998 04) whereas page 8 of the March Apogee Brochure indicates that it was printed in March 1998 (GB 1998 03).

(27.) After the Apogee Exhibit was printed in April 1998, I did receive, at minimum, hundreds of copies of the Apogee Exhibit to hand out during conferences, seminars, and other promotional activities. *See* Attachment H to the Supplemental Declaration of Johan Suetens. It was my practice at the time to order brochures in batches of approximately 100 to be used and shipped to the various conferences, seminars, and other events that I attended. Therefore, while Attachment H to the Supplemental Declaration of Johan Suetens shows that I

ordered 400 copies of the Apogee Exhibit cited by the IPR Petitioners in August 1998 (4 orders of 100), it is likely that I made similar orders for the Apogee Exhibit throughout 1998 and 1999. In total, I would have received and distributed thousands of copies of the brochure to interested members of the public while working with Agfa.

(28.) Because the differences between the Apogee Exhibit (April 1998) and the March Apogee Brochure (March 1998) were inconsequential and did not change the workflow described within the brochure, there was no reason for me to replace the linked version on my personal website. Whether a customer obtained the March Apogee Brochure from my website or a copy of the Apogee Exhibit that I would have distributed by hand, the information/knowledge they received about the Apogee platform would have been the same.

(29.) In signing this declaration, I understand that the declaration will be filed as evidence in a review proceeding before the Patent Trial and Appeal Board of the U.S. Patent and Trademark Office. I acknowledge that I may be subject to cross examination in the case and that cross examination will take place within the United States. If cross examination is required of me, I will appear for cross examination within the United States during the time allotted for cross examination.

(30.) These statements were made with the knowledge that willful false statements and the like so made are punishable by fine or imprisonment, or both, under Section 1001 of Title 18 of the United States Code, and that such willful false statements may jeopardize the results of these proceedings.

I declare under penalty of perjury under the laws of the United States of America that the foregoing is true and correct.

Executed on this 16th day of April 2015.

/Michael Jahn/
Michael Jahn

ATTACHMENT A

Michael Jahn

Implementation and Support Specialist at Datatech Smartsoft. Inc

michaelejahn@smartsoftusa.com

Summary

Vendor partner and customer facing executive experienced in a broad range of graphic design, prepress and print workflow applications and technologies. Strategic and tactical change agent for disruptive products / services driving to facilitate buy-in. Passionate professional that quickly conveys the value proposition in win/win terms. Led international teams to accelerate product development, differentiate their product offerings, and establish market leadership during the launch and ongoing product life cycle. Product marketing manager for ISVs with hands-on troubleshooting abilities. Managed End User Acceptance Tests for customer sign off. Adept with a variety of CRM dashboard, experience with API & libraries development projects. Product management experience on high end prepress workflows, PDF editing, JDF enabled and color managed systems. Experienced in Adobe CS, design, illustration, retouching and XMP enabled workflows. Work Ethic – under promise, over deliver

Specialties

Workflow development, Product management, Product Marketing management, Software development, Marketing plans, Organizing trade shows, Presenter at tradeshow, conferences and seminars

Experience

Implementation and Support Specialist at Datatech Smartsoft. Inc

November 2011 - Present (3 years 6 months)

We develop and market a single browser-based print workflow system that handles all your print shop's orders, including the online business, custom walk-ins or email jobs that other systems fail to manage or do as a disconnected solution. You no longer have to spend \$50k – \$100k on a workflow solution or cobble together products from different manufacturers, only to face additional cost burdens to integrate and maintain them. PressWise was designed as an alternative to purchasing independent modules (or custom development) of Web-to-Print, Print Production Workflow Management, Print-Specific MIS, and Mail Preparation Software.

Application Support Specialist at Compose Systems, Inc.

April 2010 - November 2011 (1 year 8 months)

Manage the customer support efforts at Compose USA. This includes pre-sales consulting, post sales installation and training and custom solutions development for client server and web enabled prepress workflows for our sheet fed, web heat-set offset, newspaper, flexography, gravure and digital printing customers. Works with development team on Web2Print, API integration with ISVs and workflow

automation for prepress. Specialties include PDF/X, XML/JDF, XMP enabled workflows for efficient production.

PDF Conversion Specialist at Famhost

May 2009 - April 2010 (1 year)

Linkwriter.com is a division of Famhost, an Anoto developer. Linkwriter is a complete digital pen solution. The form and data is processed and then can be viewed within seconds from a Famhost hosted application, any email address, or into your computer or network server.

1 recommendation available upon request

PDF Conversion Specialist at IQColour

January 2008 - April 2010 (2 years 4 months)

The IQ Colour™ System delivers a new image rendering science. Now your digital separations break through the constraints imposed on applications built around old analog conversion assumptions. The bottom line? You will use less ink and paper, but produce better color and image quality. You will save money and increase the quality of the final printed product. No need to replace your existing investment, IQ Colour works seamlessly in a range of digital workflows using standard production tools you are already familiar with. Industry standards are supported and applied consistently to a single file, or automated for batch processing.

Consultant - PDF forms for homecare health at Jahn & Associates

2008 - April 2010 (2 years)

Provides development and technical consulting and project management of Adobe Acrobat PDF forms for the homecare health service provider

3 recommendations available upon request

PDF Conversion Specialist at IoFlex

November 2007 - April 2010 (2 years 6 months)

<http://www.ioflex.com/imagecompare/Compare.asp?Image=00002.tif&Loc=1x5> and <http://www.ioflex.com/imagecompare/Compare.asp?Image=00007.tif&Loc=7x2> The scope of IoFlex's software expertise includes batch scanning, page clean-up (despeckling, deskewing, border erase, etc.), page transformations (scaling, rotation, bit-depth conversions, etc.), page positioning, text and halftone optimization, bit-mapped editing, variable data insertion (from a database), text and image replacement, n-up output and simple imposition in PDF or PostScript for compatibility with either an offset or digital printing workflow. IoFlex technology is maintained in several core software libraries. End-user programs and custom solutions are created by accessing these libraries through a user interface appropriate for the desired application. IoFlex welcomes inquiries concerning custom solutions that can be built with our existing software libraries or appropriate extensions.

Consultant - document processing at ELAN GMK

December 2005 - January 2008 (2 years 2 months)

In Simi Valley, CA ELAN GMK's professional imaging solutions include image scanning, editing, detection, processing, indexing, conversion, printing and searching software. ELAN GMK also offers services to Industrial and Government agencies that require document scanning services for conversion into searchable archives. ELAN GMK's software applications share common modules and a common user interface. The high degree of modularity in both processing and the user interface guarantee a fast learning curve, ease of use, and high customer satisfaction. Within a few hours you can master complicated processes associated with image processing, batch operations and metadata associations.

Application manager, E-Sheets (Consultant) at MerlinOne

January 2005 - October 2005 (10 months)

Application manager, E-Sheets (Consultant) # Design and implementation new product packaging, brochures, ads for services and tutorial pages on website, print promotions and exhibits at trade shows.

Business Development Manager at PC Mall, Torrance, CA

June 2004 - December 2004 (7 months)

Account Executive # Sold to prepress and printing companies accounts that required expertise in high end prepress workflow system implementations # configured and sold proofing, filmsetter and platesetter systems.

Hexachrome Evangelist (Consultant) at Pantone, Inc., Carlstadt, NJ

September 2002 - June 2004 (1 year 10 months)

Perform seminars and webinars using WebEx, product support, product management and sales presentations. # Assisted product manager develop, plug-ins and color management solutions. # Speak at industry events about Pantone technologies and systems including Color Management, Hexachrome workflow and the ColorCue, a color measurement device.

Certified PDF Evangelist (Consultant) at Enfocis Software, Inc., San Mateo, CA

September 2001 - September 2002 (1 year 1 month)

Perform webinars using WebEx, product support, product management and sales presentations. # Speak at industry events about Enfocis technologies and PDF preflight and PDF/X.

PDF Evangelist (Consultant) at Agfa Gevaert, N.V., Mortsel, Belgium

August 1997 - September 2001 (4 years 2 months)

PDF Evangelist (Consultant) # Defined initial set of Agfa-developed applications that will enable PDF workflow, created white papers and training materials, developed marketing strategy and presentations for Agfa PDF product line. # Spoke at industry events about Agfa technologies and PDF workflows

3 recommendations available upon request

OEM and Developer Relations at 4-Sight

1996 - 1998 (2 years)

1 recommendation available upon request

Consultant at Adobe Systems, Inc.

1997 - 1997 (less than a year)

1 recommendation available upon request

Director of Electronic Prepress Services at Shea Communications (later World Color)

1989 - 1996 (7 years)

Technical director, SGAUA at Scitex America Corp

1988 - 1989 (1 year)

1 recommendation available upon request

Skills & Expertise

API Evangelism

Digital Printing

Pre-press

Proof

Adobe Acrobat

Trade Shows

Pdf

Offset Printing

Color Management

Program Management

Advertising

APIs

Graphic Arts

Graphic Design

Adobe Creative Suite

Strategy

CRM

Print Management

Product Management

Software Development

Inkjet

QuarkXPress

Marketing Strategy

Training

OS X

Wide Format Printing

Troubleshooting

Product Development

Project Management

Variable Data Printing

Digital Imaging

Printers

Sales
Image Manipulation
Packaging
Account Management
Graphics
Brochures
SaaS
Leadership
Technical Support
Market Planning
Marketing Management
Solution Selling
Management
Social Media
Illustration
Integration
Mac
Disruptive Technologies

Certifications

ELEPHANT SKIN PITH HELMUT supplier

Spectral Adjustment Monkeys, Inc. License OU812 January 2006 to January 2016

Education

University of Illinois Urbana

BS, Biomedical Communications, 1975 - 1979

Activities and Societies: Worked for UPS to pay my way through school

University at Buffalo

toward BA, Fine Art, 1974 - 1975

Maryvale High School

1969 - 1973

Honors and Awards

<http://michaelejahn.blogspot.com/2008/05/i-was-at-us-department-of-state-in-our.html>

Interests

Application Support Specialist for Compose Systems

Michael Jahn

Implementation and Support Specialist at Datatech Smartsoft. Inc

michaelejahn@smartsoftusa.com



10 people have recommended Michael

"I value Michael's opinion highly."

— **Paul Farmer**, *President/Founder, Famhost*, managed Michael at Famhost

"Michael is, you'll excuse the overworked expression, CAN DO. Not only can he, but he will- earnestly joyfully and quickly. And in the rare occasion he says he can't, Micheal will find the resident expert and magically have your problem solved almost before you realize the extent of it. What is always a pleasure in working with Michael is his ability to anticipate the possible out comes of any scenario and plan for it."

— **A Karno**, was Michael's client

"Michael is a pioneer in a number of fields, among them Adobe PDF. Michael has come to my rescue on too many projects to mention. What is consistently astounding is that Michael always leaves you understanding *how* the problem was fixed, bringing an element of patient (albeit it nutty) professor to the project. This is the guy you want in front of a large audience - he has a universal appeal and the rare knack for making even the most complicated of topics, approachable...even fascinating. Like a good science teacher, he ignites curiosity. He also has a megawatt smile and brings levity to those awful times when deadlines are looming and people like me become humorless. This"

— **A Karno**, was Michael's client

"Ladies and gentlemen, if you have not had the pleasure of working with Mr. Jahn, then you are missing out! He is an industry expert, who is asked to speak at international conferences on a regular bases-not just because of his detailed knowledge, but he knows how to interact with the audience while delivering an interesting message. He goes above and beyond the call of duty, so don't be surprised if he over-exceeds the outcome/results you are expecting. The bottom line is, if you want something done well...go to Michael Jahn!"

— **Cara Monday**, was Michael's client

"Michael is one of the most knowledgeable sources I know when it comes to all aspects of prepress and PDF tools. It was an honor and privilege to have him at AGFA as our evangelist resource as part of establishing our leadership in PDF workflow."

— **Michael Mierjeski**, *Technical Marketing Manager -Packaging Segment, Agfa*, worked directly with Michael at Agfa Gevaert, N.V., Mortsel, Belgium

"Michael has always proven to be a leader in teaching people/industries on new processes and technologies that can be used for communications, either print, email, web, and interactive. His creative skills and the depth of his knowledge on the processes puts him into one of the elite positions within the graphics communications industry."

— **Rick Littrell**, *President/CMO, Magicomm, LLC*, worked directly with Michael at Agfa Gevaert, N.V., Mortsel, Belgium

"Mike has a knack for analogies that explain some pretty complex issues to those of us who sometimes just don't "get it". And he'll badger vendors mercilessly to fix poor implementations in their products that damage a concept for everyone else."

— **Martin Bailey**, was with another company when working with Michael at Agfa Gevaert, N.V., Mortsel, Belgium

"Michael Jahn understands pre-press because he's been through it all. When learning about the latest techniques, technology and companies entering the mix, Michael has the invaluable ability to educate and tell the story in a simple and easy-to-understand way. His presentations and analogies helped me, in my role as technical support lead, explain 4-Sight's capabilities in context when solving complex issues with customers and training consultants and OEMs."

— **Siu-Li Khoe**, *Team Lead, Technical Support, 4-Sight L.C.*, worked with Michael at 4-Sight

"Choosing the proper title and company for Michael was difficult, as he has always been "MR. PDF" to everyone who knows him. What Michael doesn't know about PDF probably isn't worth worrying about. Plus - he's always a hoot to encounter on a trade show floor."

— **Mark Niemann-Ross**, *Developer Evangelist, Adobe Systems, Inc.*, was with another company when working with Michael at Adobe Systems, Inc.

"Michael is a renowned expert on digital workflow, having worked in the graphic communications, prepress, and print industries for many years. During our work together with Scitex and the Scitex Graphic Arts User Association (SGAUA) I could always count on his expertise and interpersonal skills to find a way through even the thorniest of thickets. An accomplished speaker and knowledgeable teacher, he provided support to both Scitex and our users alike. Ever dependable and reliable, Michael was someone I could turn to with a problem who would be able to find a solution with grace and ease."

— **Laura Haggarty**, *Marketing Product Support Specialist, Scitex America*, was with another company when working with Michael at Scitex America Corp

[Contact Michael on LinkedIn](#)

ATTACHMENT B

**IN THE UNITED STATES PATENT AND TRADEMARK OFFICE
PATENT TRIAL & APPEAL BOARD**

In re Patent of: Rosenlund et al.
U.S. Patent No.: 6,738,155
Issue Date: May 18, 2004
Appl. No.: 09/364,935
Filing Date: July 30, 1999
Title: System and Method of Providing Publishing
And Printing Services Via a Communication
Network

DECLARATION OF JOHAN SUETENS
REGARDING REFERENCE PUBLICATION DATE

I, Johan Suetens, declare as follows:

(1.) All statements herein made of my own knowledge are true, and all statements herein made based on information and belief are believed to be true. I am over 21 years of age and otherwise competent to make this declaration. I am not being compensated for my time in preparing this declaration, the opinions herein are my own, and I have no personal stake in the outcome of the petitions for *inter partes* review (“IPR”) filed against U.S. Patent Nos. 6,611,349 and 6,738,155 or any related litigation or administrative proceeding.

(2.) I note that although Dutch is my first language, I understand and read English fluently and I am competent to give this declaration.

(3.) I have worked for Agfa Graphics from March 1985 to the present time.

(4.) In 1998 I was responsible for marketing-communications of commercial printing in the marketing-communication department within Agfa Graphics. At the present time I am responsible for Agfa Graphics' Corporate Identity in the marketing-communication department of Agfa Graphics.

(5.) As part of my current position at Agfa, I am familiar with the archives of marketing-communication department as one of the managers of the marketing-communication department of Agfa Graphics.

(6.) I have been asked by Eastman Kodak Company ("Kodak"), Agfa Corporation ("Agfa"), Esko Software BVBA ("Esko"), and Heidelberg USA ("Heidelberg") (collectively, the "IPR Petitioners") to determine when the document attached hereto as Attachment A, "*Agfa Apogee, The PDF-based Production System*" ("Apogee"), was disseminated by Agfa and publicly available.

(7.) Apogee, a PDF production system of Agfa, was announced in 1997 at Seybold NYC 97 in New-York. After a world-wide tour with focus groups, seminars, educational books, progress previews at shows, "Apogee" was distributed short after the press briefing Agfa Delivers PDF-based workflow with Apogee Production system - World's First True PDF-Based Workflow System Soon Fully Available on 17 March 1998 (Attachment B) with the formal introduction of Apogee PrintDrive output manager and Apogee Viper. In the press briefing World's First True PDF-based workflow system ships in June – Apogee

Pilot to complete workflow system on 1998 May 28 (Attachment C), the releasing Apogee Pilot as final component of Apogee, the PDF production system, was announced.

(8.) “Apogee” is an 8-pages A4 folder which was created to promote Agfa Apogee, including the internal products: Apogee Pilot, Apogee PDF RIPs and Apogee PrintDrive. “Apogee” was short after the press briefing on 17 March 1998 available in printed form and electronic form. The printed form and electronic form were world-wide distributed via the Agfa sales departments.

(9.) The printed form was also available on several seminars, exhibitions and demos of Apogee to the public. On the last page of the promotion folders the year and month were printed when the promotion folder was printed including a code for the language of the promotion folder. For example the language code GB stands for Great Britain to indicate that the language of the folder is (British) English.

(10.) The Attachment A is a printed “Apogee” on April 1998 with as internal purchasing code NEFDU (printed on page 8). Attachment D is the user interface of the database entry in the current Agfa’s Enterprise Management System including the ordering, delivery, invoicing of 76030 printed “Apogee” with as internal purchasing code NEFDU. The Attachment A was found in the archives of the marketing-communication department of Agfa Graphics.


(11.) Marketing-communication department of Agfa made also “Apogee” available to the public no later than the press briefing of 28 May 1998, and possible as early as on the press briefing of 17 March 1997, as electronic PDF-file for downloading to the public at the website www.agfahome.com.

(12.) Based upon the foregoing, and the accompanying excerpt from the user interface of the database entry in the current Agfa’s Enterprise Management System (attached hereto as Attachment D), “Apogee” was available to the public no later than the press briefing of 28 May 1998, and possible as early as on the press briefing of 17 March 1997.

(13.) These statements were made with the knowledge that willful false statements and the like so made are punishable by fine or imprisonment, or both, under Section 1001 of Title 18 of the United States Code, and that such willful false statements may jeopardize the results of these proceedings.

(14.) I declare under penalty of perjury under the laws of the United States of America that the foregoing is true and correct.


Executed on the twentieth day of May 2014.



AGFA APOGEE

The PDF-based Production System

- Apogee Pilot
- Apogee PDF RIPs
- Apogee PrintDrive



The Open Digital Workflow

Agfa Apogee is the first PDF-based production system. Unlike anything before, Apogee uses Adobe's industry standard PDF format as the native file format of the system. This one format can be used for both production and imaging, and eliminates the need to convert to intermediate file formats.

Apogee adheres to the new NORM-approach: you Normalize the file Once, and Render it Many times for different output processes or devices.

In Apogee, PDF becomes the "digital master", a single file format that can be used to produce the same content in print, on a digital press, on the Web or CD-ROM.

AGFA 
The complete picture.

PETITIONERS Ex. 1023, p. 5

AGFA APOGEE PRODUCTION SYSTEM

Using the PDF Digital Master

PDF and the Digital Master

Agfa Apogee is a production system solution that utilizes the PDF data format as a truly reliable Digital Master. This also fits the new, open NORM-approach: Normalize a file Once to become the Digital Master, and Render it Many times for specific devices.

With the Job Ticket implementation based on Adobe Portable Job Ticket technology, important job and printing information is carried along with the PDF file. By keeping formatting information separate from PDF content, it is easy to make late production changes, and publish the PDF file in other print or electronic forms. Designers, service bureaus, and printers can easily prepare and process production jobs for various output types. Using the PDF, flexibility for last minute content editing and easy remote revisions is always maintained.

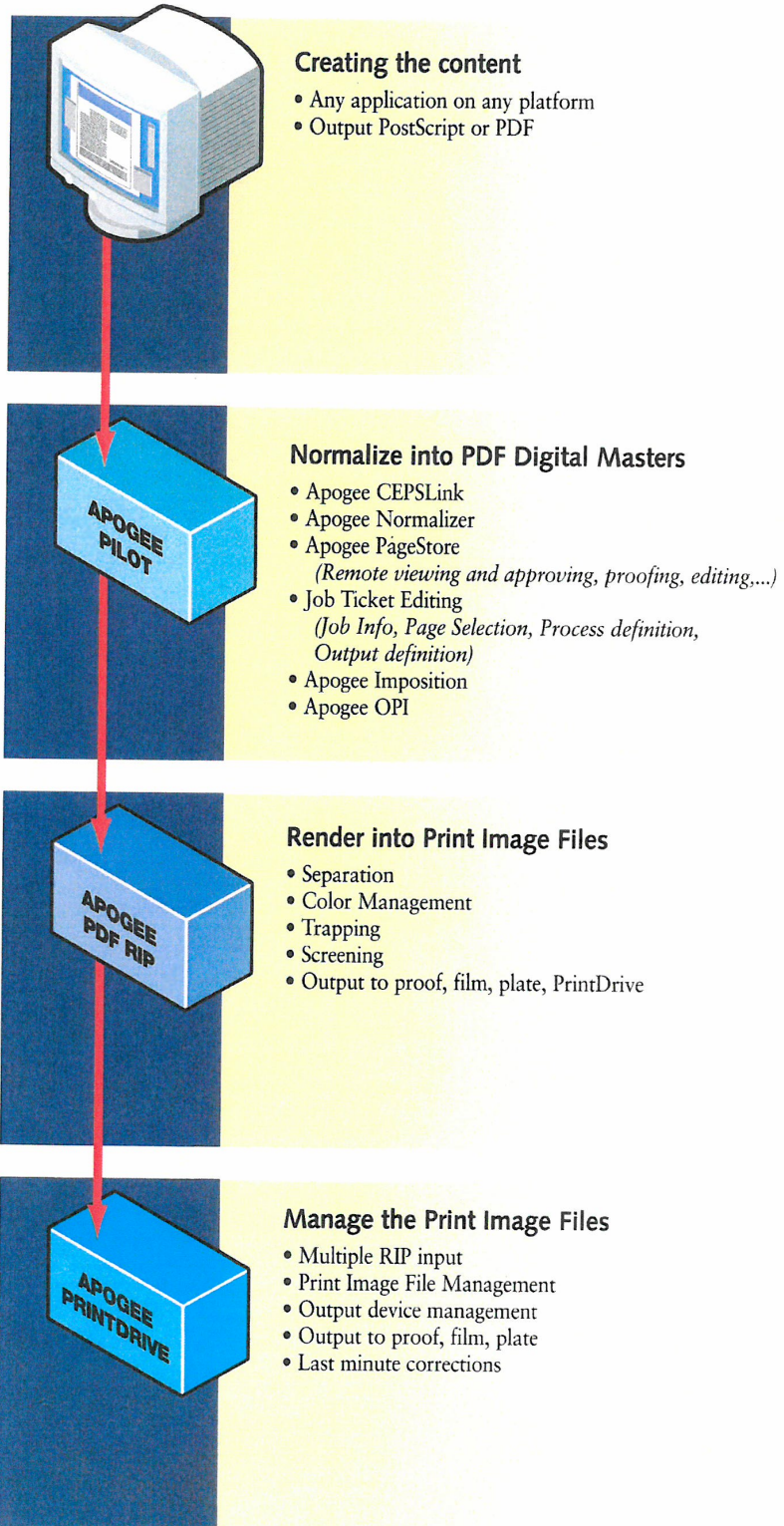
On top of this, the compact, streamlined PDF format travels with ease throughout the production flow, reducing transfer and processing loads on the network and the hardware platform.

Apogee System Components:

Agfa's Apogee Publishing Production System ideally includes

- the APOGEE PILOT, a PDF production manager;
- one or more APOGEE PDF RIPS, and
- the APOGEE PRINTDRIVE, an engine output manager.

Handling both PDF and PostScript files, the Apogee Production System easily adapts to any open platform environment.



APOGEE PILOT

Normalize into PDF Digital Masters

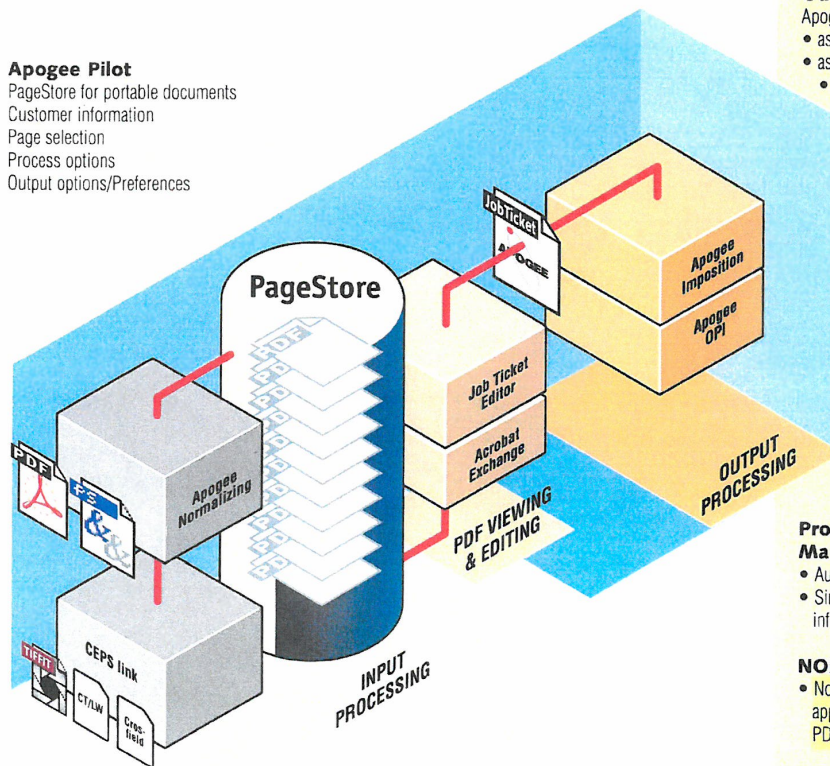
The Apogee Pilot is the operational center in the production process. It uses a three step approach to organize the workflow: normalize the files into PDF Digital Masters; edit the Job Tickets; and process the PDF file as instructed in the Job Ticket.

All incoming files are normalized into Digital Masters in PDF format. This happens only once and is similar to the interpretation phase of a RIP. It makes the resulting Digital Master highly efficient, regularly structured and compact.

Job information, workflow routing, page and formatting settings for the production processes are specified with the Job Ticket Editor and stored separately in Adobe's Portable Job Tickets Format (PJTF).

To output films or plates, the Job Ticket instructions are processed, pages are retrieved from the PageStore and imposed. If needed, high resolution images are exchanged with OPI. Using Acrobat Exchange or any other PDF editing tool, changes can be implemented on an object, page or flat level until the last minute prior to rasterizing.

Apogee Pilot
 PageStore for portable documents
 Customer information
 Page selection
 Process options
 Output options/Preferences



FEATURES & BENEFITS

Unique PDF-based workflow

- The Apogee Pilot takes advantage of all PDF benefits.
- Agfa's unique normalizer generates fully predictable PDF files, using them as Digital Masters.
 - Agfa's normalizer includes specific solutions to handle bleeds, in-RIP trapping, Duotone and Tritone settings, etc.
 - The PDF format guarantees compact, fully viewable, editable, searchable and portable documents.

Job Ticket controlled workflow

- Job Tickets automatically instruct the system components to perform specific actions.
- Apogee's Job Tickets are compatible with Adobe's Portable Job Ticket Format specification standard.

Completely integrated workflow

- Integrated imposition, OPI, trapping, screening, and proofing guarantee seamless production and a short learning curve.
- Every step uses PDF-based, non-proprietary tools.

Input Compatibility

- The Apogee Pilot directly processes PDF and PostScript jobs, for flexibility when working with customers.
- As an option, CEPS data formats can be converted into PDF files to support input from proprietary systems.

Output Flexibility

- Apogee Pilot outputs jobs:
- as PDF or PostScript Level 2 files, for RIP flexibility
 - as imposed "flats" or a continuous stream of pages,
 - with extra compression or downsampling for proofing or CD-ROM/ Internet/ Intranet publishing.

Easy integration

- As a Windows NT based product running on Intel platforms, Apogee Pilot can easily be integrated into existing workflows and systems.

Productivity

- With PDF Digital Masters you receive:
- Predictable results to avoid costly remakes.
 - Short and easy correction cycles for higher productivity.
 - Changes made at the last minute are done in PDF, so your digital master remains up-to-date for repurposing.

Process and Information Management

- Automatic extracting and cataloging of job data.
- Simple queries allow for extensive process and information management.

NORM

- Normalize Once, Render Many: Flexible, reliable approach based on the use of the open standard PDF Digital Master files.

PETITIONERS Ex. 1023, p. 7

APOGEE PILOT

Processing steps

Normalizing the files

All incoming files are normalized into PDF to guarantee complete predictability and compatibility. Agfa's normalizer, based on Adobe technology, includes specific solutions to handle bleeds, in-RIP trapping, Duotone and Tritone settings, etc. A check verifies if all resources needed for output are available.

If some source pages are in CEPS formats, the optional Apogee CEPSSLink component handles the conversion of TIFF/IT-P1, CT/LW or Crosfield Textran formats prior to normalizing into PDF.

Once normalized, the PDF files are moved to the central PageStore as individual PDF pages and become the Digital Masters to create all production versions.

PDF Editing

One of the major advantages of Apogee Pilot is that anytime during the process prior to final rendering, changes or corrections can be made.

Commercially available PDF applications or Adobe Acrobat Exchange plug-ins offer a variety of tools to conveniently edit layout, text, images or graphic objects of most any kind. And as a Digital Master, changes made in the PDF file at any stage of production are retained for reuse in additional print or electronic versions. Being PDFs, the Digital Masters can easily be used for remote viewing, proofing, approval and editing.

Job Ticket Creation

In the Apogee Pilot, Job Tickets provide detailed production instructions. The Job Ticket is independent of the PDF Digital Master file and can be created, edited and saved separately. It can be re-used with other jobs, just as each job could be processed on several different Job Tickets. Additionally, if changes need to be made late in the production process, a simple click on a button allows you to edit the Job Ticket.

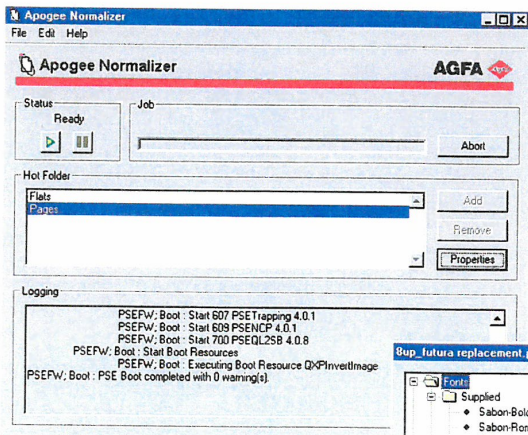

Creating the Job Ticket is very simple. First you enter general job information, such as the job name, client and invoicing information. A special section is available to add production notes.

The second step is page selection from the PageStore. PDF Digital Master pages can be easily exchanged, moved, added or deleted. Using a PDF preview function like Adobe Acrobat, jobs can be checked visually for content.

Additionally, one click of the information button provides a comprehensive list of all elements, such as fonts, spot colors and embedded file formats.

Next you select process options such as imposition, trapping, and separation, including special settings for spot colors and screening techniques, all according to specific device requirements.

Finally you define device-specific output options such as media type or plate size, and output options. After that the job is submitted for automatic processing.



Normalizing the files

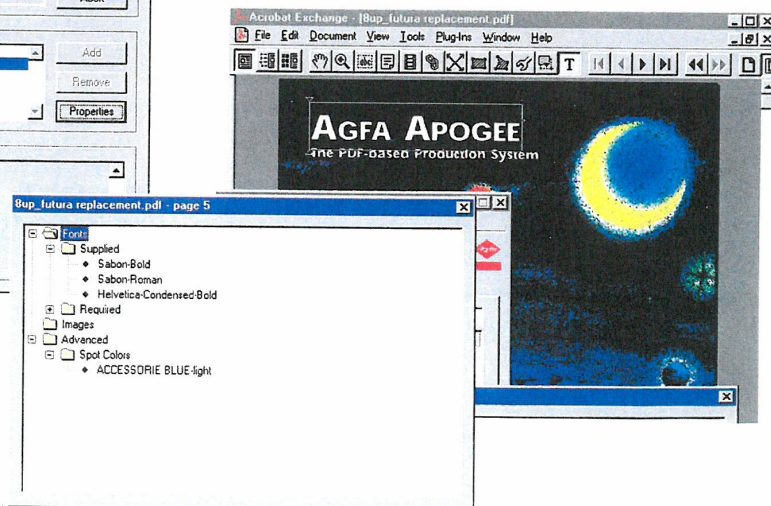
All incoming files are normalized into PDF to guarantee complete predictability and compatibility.


Content information

Page object info is just a click away.

Edit your PDF at all times

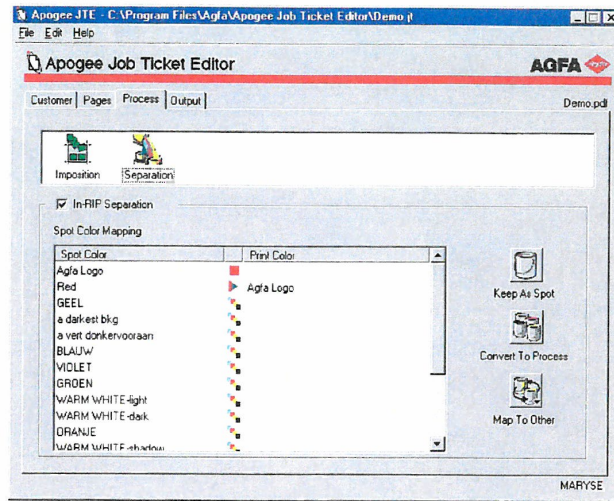
Edit, skew, rotate, color your text.
Change clipping paths.





The PageStore
 Drag documents or pages from the PageStore on the left and drop them onto the outline of your document on the right side.

Spot color mapping
 You can conveniently specify spot color handling



Job Ticket Processing

Based on the Job Ticket settings, Apogee Pilot routes the digital masters to the appropriate output process.

Apogee Imposition

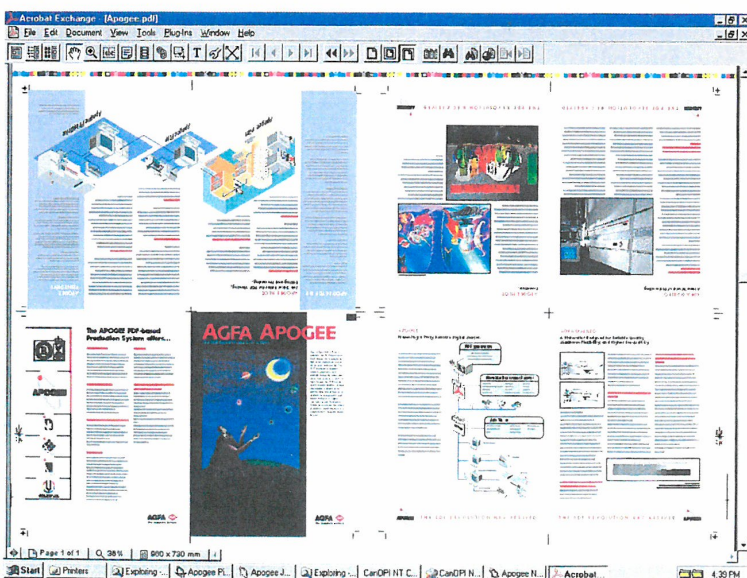
Imposition is handled automatically by selecting one of the many pre-designed imposition templates accessible from the Job Ticket Editor. As required, interactive imposition adjustment is also possible prior to output.

Apogee OPI

Apogee offers an optional NT-based OPI package. The component is completely integrated in the workflow and provides additional features such as high resolution image checking. For users with existing OPI solutions, Apogee Pilot can automatically direct files to an outside server queue. In either case, low-resolution images are replaced prior to routing to the Apogee PDF RIP. Alternatively, users can retain EPSF or PS files with, or without, high resolution images for archiving or other applications.

Output Options

Early in the development process, Agfa realized that any new workflow could create legacy equipment challenges for customers. The Apogee Pilot can output PDF or "Normalized" PostScript files to maintain compatibility with almost any PostScript-compatible system from Agfa – and even other vendors. Pilot can output files of imposed flats or a continuous stream of pages. And Digital Masters can be specially created for proofing, with high or low resolution images, or for publishing on the Web or CD-ROM.



Preview of imposed files

This preview shows how Apogee Pilot delivers an 8-page imposed PDF file ready for

- remote approval
- imposition proofing
- native PDF RIPping in Apogee PDF RIPS.

FEATURES & BENEFITS

PostScript 3 RIP architecture

- Apogee PDF RIPs include an Adobe PostScript 3 interpreter to process native PDF and PostScript files and to render them for specific devices.
- Each comes with extended font sets, and can drive most any Agfa engine.

Performance

- Apogee PDF RIPs are multithreaded to take full advantage of modern NT multiprocessor architecture.
- Performance can be further increased by adding more RAM, a second CPU or using advanced storage technologies.

Remote User Interface

- Convenient client/server technology
- From any MAC or PC system on the network, the user can control the RIP, check logs, preview Print Image Files and approve them for production.

Unique Buffer and Preview

- Print Image Files can be stored to disk for preview and approval.
- Users can preview single and multi-page or imposed jobs or multiple views of a single page at different resolutions.
- Tools are available to zoom in to the dot level of color planes. What you look at are the real dots as they will appear on proof, film or plate. One more feature to reduce errors and cost.

Full Compatibility

- Apogee PDF RIPs support Accuset, SelectSet, Avantara imagesetters and Galileo, Antares and Polaris platesetters.
- Included are the professional Agfa PS Companion tools.
- Screening choices include the standard Agfa Balanced Screening and Adobe Accurate screens or the optional CristalRaster, Flexo and Gravure screens.

Flexibility

- Apogee RIPs are offered bundled with platforms, or packed to run on your own Macintosh or PC platform.

APOGEE PDF RIP Render Digital Masters into Print Image Files

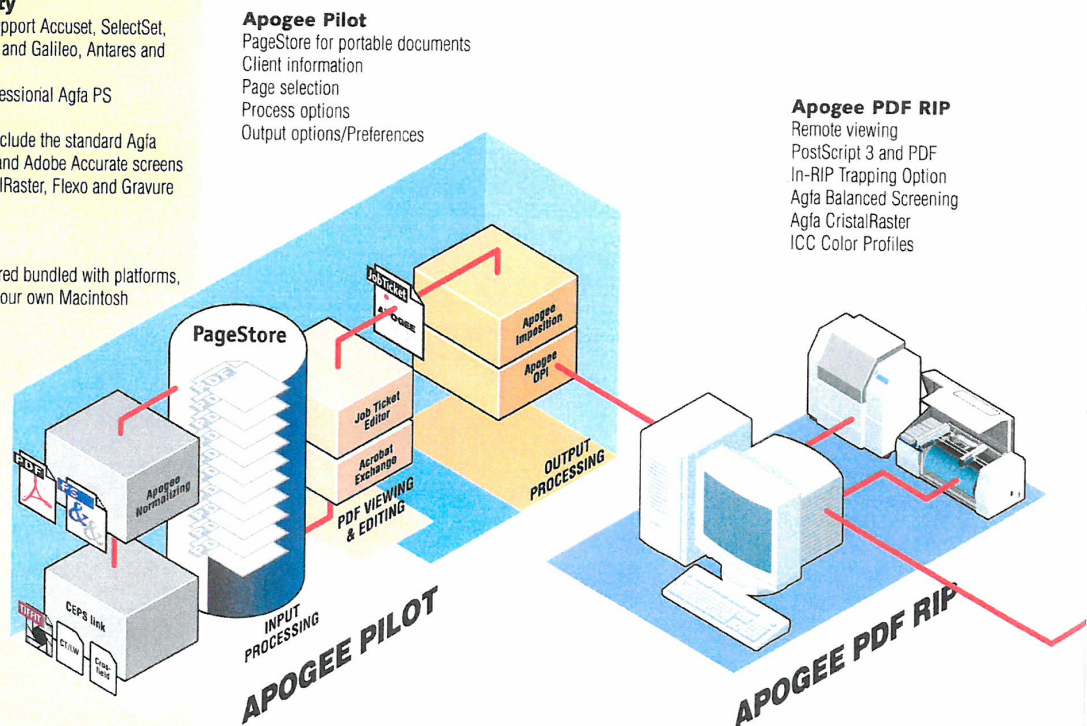
Apogee Pilot normalizes the incoming files into PDF, collects the pages, imposes, does OPI image exchange and sends this imposed "digital flat" to an Apogee PDF RIP.

In the context of Apogee, the PDF RIP takes the device and format independent PDF digital master, and renders (rasterizes) it exactly for the selected output device. The result is a "Print Image File" (PIF), that contains all the dots that will appear on the film or plate.

It also contains necessary engine control information. With PDF or PS interpretation of the file done upfront in the Apogee Pilot normalizing step, rendering is quick (NORM).

While rendering, the PDF RIP performs many tasks that were once stand alone graphic arts crafts. As instructed, the PDF RIP may perform screening, trapping and color separations. Specifications for each of these steps are controlled by Apogee Job Tickets.

For color management, Apogee PDF RIPs are fully compatible with the use of ICC profiles. Based on Agfa ColorTune technology, professional profiles can be created and used in the RIP to tune the output to the color characteristics of the chosen output process and device. A decisive asset in an all digital workflow.



APOGEE PRINTDRIVE

Manage the Print Image Files

For "direct-to" production, Agfa developed an output manager that is almost a system by itself: the Apogee PrintDrive.

Apogee PrintDrive manages the Print Image Files (PIF) output by one or more RIPs, and controls output flow to a variety of output devices including Agfa imagesetters, proofers, and platesetters.

These PIF files amount to "digital film" because, like film, they contain every dot that will appear on the plate, and are 100% final and ready to image. They are the equivalent of the final films you used in a conventional workflow to expose printing plates.

Apogee PrintDrive allows you to do the things you used to do with film... in a completely digital way! You can preview the jobs on-screen, view the actual dots to check angles and traps, proof on a wide-format printer and quickly remake plates.

The optional QuickFix/DoubleBurn features allow for last minute patch corrections, and plate-image assembly.

Jobs can be automatically queued and organized by priority and media. Print Image Files are stored in a compressed format, speeding network transmission times and reducing disk storage requirements.

Typical configurations hold several shifts of work on-line, more with extra disks or network storage.

For volume applications, Apogee PrintDrive can be fed by multiple PDF RIPs over a TCP/IP network.

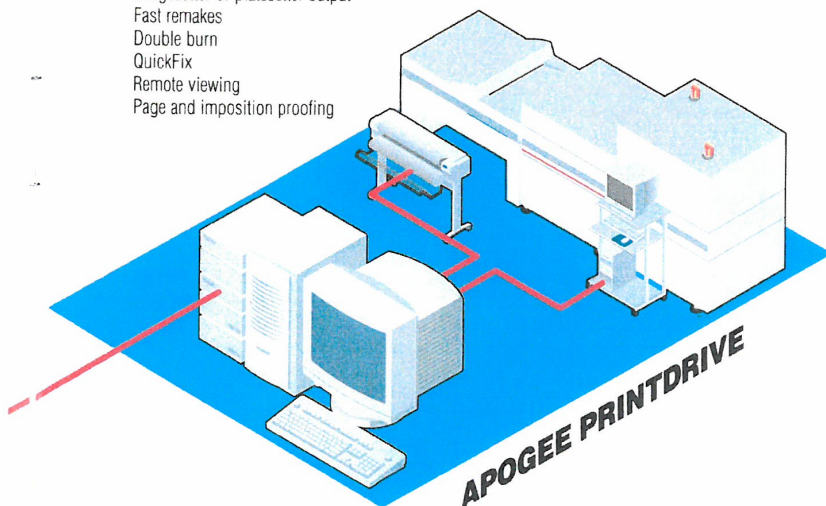
This unique feature allows you to physically separate the rendering from the actual plate production, so your PDF RIP can be in the desktop department and the PrintDrive can sit next to the output device, even in another town.

It also ensures that your platesetter is running at full capacity.

Apogee PrintDrive also supports input from existing Agfa PostScript Level 2 RIPs, and even some 3rd party systems.

Apogee PrintDrive

Multiple RIP input
 Compression/Decompression
 Buffering and Back-up
 Print Image File management
 Imagesetter or platesetter output
 Fast remakes
 Double burn
 QuickFix
 Remote viewing
 Page and imposition proofing



FEATURES & BENEFITS

Performance and Productivity

Apogee PrintDrive offers:

- Input by multiple RIPs over the TCP network for volume RIPping
- A "RIP-ahead" workflow to productively create finished jobs that can be grouped by media or priority and imaged later, even unattended.
- The storage of Print Image Files for engines or media that are not physically connected or immediately available.
- Absolute reduction of idle time: RIPs are never waiting for the engine to free, nor is the engine waiting for the RIP. Everything runs at full capacity.
- Immediate plate remakes to prevent press downtime.

Remote User Interface

- Modern and convenient client/server technology for ease of use
- From any PC system on the network, the user can control the PrintDrive, check logs, preview Print Image Files and approve them for production. There is no requirement for a PrintDrive "operator".

Preview and "see the dots"

- Users can preview single and multi-page or imposed jobs or multiple views of a single page at different resolutions.
- Tools are available to zoom in to the dot level of color planes. What you look at are the real dots as they will appear on proof, film or plate. One more feature to reduce errors and wasted material.

Print Image Files are like Film

- Print Image Files are compressed to ease network traffic and save disk space.
- You can archive on disk cartridge, CD or any server on the network.

Digital Imposition Proofing

- Print Image Files can be proofed on wide-format proofers for imposition proofs or "blue-lines". Once approved, the same file can be sent for output without re-rasterizing.

Last minute corrections

- The optional QuickFix/DoubleBurn lets you digitally combine plate images and "cut in" last minute changes without re-rendering the whole plate.



APOGEE

APOGEE



APOGEE PILOT



APOGEE RIP



APOGEE PRINTDRIVE



ISO 9001 LABEL

Agfa and Agfa rhombus are registered trademarks of Agfa-Gevaert AG. Apogee, ColorTune, PDF Pilot, PrintDrive, Taipan, and Viper are trademarks of Agfa-Gevaert N.V.

Adobe, PostScript, Acrobat are trademarks of Adobe Systems, Inc. which may be registered in certain jurisdictions. All product specifications are subject to change without notice.

© Copyright 1998 by Agfa-Gevaert N.V. All rights reserved.

Printed in Belgium (GM)
NEFDU GB 1998 04

Apogee PDF-based Production System

Full Scope of Industry Know-how and Technology

Agfa developed Apogee by working closely with key suppliers in the graphics industry for imposition, OPI, and file conversion.

Leading technologies includes:

- Adobe Acrobat, PDF, and CPSI technology.
- Apogee PDF RIPs
- Agfa ColorTune to create and use ICC profiles,
- Agfa CristalRaster, Agfa Balanced Screening
- Agfa software and hardware output technology.

Agfa Apogee - Working with You...

Agfa backs-up this new technology with full service and support. Agfa consultants will explain the various options and suggest the best possible bundles for your prepress environment. Your Apogee system will be installed and customized to your specific prepress environment by Agfa. Additionally, Agfa Apogee experts are available on-line on the Agfa Website.

Have a question? Wondering what Apogee can do for your particular situation? Just check us out on Apogee on-line at www.agfa.com.

Argentina, Agfa-Gevaert, Argentina S.A.,
Tel.: 54-1-958-5767/5770, Fax: 54-1-983-5052
Australia, Agfa-Gevaert Ltd.,
Tel.: 61-3-9264-7711, Fax: 61-3-9264-7895
Austria, Agfa-Gevaert G.m.b.H.,
Tel.: 43-222-850-2232, Fax: 43-222-850-2385
Belgium, Agfa-Gevaert N.V.,
Tel.: 32-3-450-9872, Fax: 32-3-450-9888
Belgium, Agfa-Gevaert N.V., Direct Export,
Tel.: 32-3-444-7120, Fax: 32-3-444-7119
Brazil, Agfa-Gevaert do Brasil Ltda.,
Tel.: 55-11-5188-6430, Fax: 55-11 5188 6469
Canada, Agfa Division, Bayer, Inc.,
Tel.: 1-416-241-1110, ext 4032,
Fax: 1-416-241-5409
Caribbean and Central America,
Agfa, Division Bayer,
Tel.: 305-592-6522, Fax: 305-593-8521
Chile, Agfa-Gevaert Ltda.,
Tel.: 56-2-360-7600, Fax: 56-2-360-7642
China, Hong Kong, Agfa Hong Kong Ltd.,
Tel.: 852-2555-9421, Fax: 852-2555-2480
Columbia, Hoechst Colombiana S.A.,
Tel.: 57-1-410-1077, Fax: 57-1-295-4197
Czech Republic, Agfa Division, Bayer S.R.O.,
Tel.: +42-2-66101-623, Fax: +42-2-66101-699
Denmark, Agfa-Gevaert A/S, Grafiske Systemer,
Tel.: +45 4326 6766, Fax: +45 4326 6701
Finland, Oy Agfa-Gevaert AB,
Graafiset järjestelmät,
Tel.: 358-9-88781, Fax: 358-9-8878-278
France, Agfa-Gevaert S.A.,
Tel.: 33 1 47 32 71 77, Fax: 33 1 47 32 73 64
Germany, Agfa Deutschland,
Vertriebsgesellschaft mbH & Cie.,
Tel.: 49-221-5717-0, Fax: 49-221-5717-248
Greece, Agfa-Gevaert A.E.B.E.,
Tel.: 30-1-576-3200, Fax: 30-1-574-4900
Hungary, Agfa Division, Bayer Hungaria Kft,
Tel.: 361 212 1540, Fax: 361 212 1574
Ireland, Agfa Ltd.,
Tel.: 353-1-4506733, Fax: 353 -1-4565267
Italy, Agfa-Gevaert S.p.A.,
Tel.: 39-2-3074-1, Fax: 39-2-3074-429
Japan, Agfa-Gevaert Ltd.,
Tel.: 81-3-5704-3140, Fax: 81-3-5704-3089
Korea, Agfa Korea Ltd.,
Tel.: 82-2-262-4200, Fax: 82-2-274-9764
Luxembourg, Agfa-Gevaert S.A.,
Tel.: 352-44-20-44-1, Fax: 352-45-04-37
Malaysia, Agfa Film (Malaysia) Sdn. Bhd.
Tel.: 60-3-7574200, 60 3 757 4700
Mexico, Agfa Division,
Tel.: (525) 728 32 13, Fax: (525) 728 32 10
Netherlands, Agfa-Gevaert B.V.,
Tel.: (31) 70 4131211, Fax: (31) 70 4131585
New Zealand, Agfa Division, Bayer Ltd.,
Tel.: 649-443-5500, Fax: 649-443-8855
Norway, Agfa-Gevaert A.S., Grafiske Systemer,
Tel.: 47 67 06 88 00, Fax: 47 67 06 07 53
Poland, Agfa Sp.,
Tel.: 48-22-636-7576, Fax: 48-22-38-9114
Portugal, Agfa-Gevaert Ltd.,
Tel.: 351 1 414 6700 Fax: 351 1 414 6780
Singapore, Agfa Division, Bayer Pte. Ltd.,
Tel.: 65-261-3389, Fax: 65-265-6559
South Africa, Agfa Division, Bayer Pty. Ltd.,
Tel.: 27-11-921-5562, Fax: 27-11-921-5419
Spain, Agfa-Gevaert, S.A.,
Tel.: 34.3.476-7600, Fax: 34.3.476-7856
Sweden, Agfa-Gevaert AB,
Tel.: 46-8-793 01 00, Fax: 46-8-793 01 71
Switzerland, Agfa-Gevaert AG,
Tel.: 41-1-823-71-11, Fax: 41-1-823-73-76
Taiwan, Agfa Division,
Tel.: 886-2-503-9123, Fax: 886-2-504-4819
UK, Agfa Gevaert Ltd.,
Tel.: 44-181-231-4200, Fax: 44-181-231-4957
USA, Agfa Division, Bayer Corporation,
Tel. 1-800-227-2780, Fax: 908-534-5151
Venezuela, Agfa-Gevaert S.A.,
Tel.: 58-2-203-9000, Fax: 58-2-239-0477

Internet address:

www.AgfaHome.com

AGFA 
The complete picture.

PETITIONERS Ex. 1023, p. 12

PETITIONERS Ex. 1024, Attachment B, p. 12
Kodak v. CTP
IPR2014-00790

Attachment B

Press Briefing
May 28, 1998 – Mortsel, Belgium

Agfa Delivers PDF-Based Workflow With Apogee Production System.

World's First True PDF-Based Workflow System Soon Fully Available.

Mortsel, Belgium – 17 March 1998 – Agfa announced that it is nearing full completion of its award-winning Apogee PDF-based Workflow Production System with the formal introduction of *Apogee PrintDrive* output manager, and *Apogee Viper* — the newest member of Agfa's line of PDF RIPS . Agfa also announced that *Apogee Pilot* production manager, the final component of the complete Apogee System, has entered Beta testing.

Demonstrating the company's commitment to bringing the power of PDF-based workflows to the high volume environment of computer-to-plate, Agfa showed the full Apogee System driving Agfa's Galileo advanced platesetting system for the first time in the U.S. at Seybold in New York City.

Apogee To Bring True PDF-based workflow to the Industry

The IndustryApogee comprises the Apogee Pilot production manager, the PDF RIP and the PrintDrive output manager — is the world's first completely integrated PDF-based workflow system that maintains Adobe System's reliable, editable and open PDF file format throughout the entire production process. Unlike systems that convert PDF into proprietary formats at input, the Apogee System was specifically designed to maintain the PDF file format throughout, thus fully maximising all of the production enhancing capabilities inherent to PDF, which include late-stage editability, predictability, and device and page independence. Apogee's true PDF-based workflow also allows for incoming files to be "normalised" into a PDF file. This file becomes a Digital Master which is

Agfa Delivers PDF-Based Workflow With Apogee Production System, page 1

PETITIONERS Ex. 1023, p. 13

Apogee Pilot ready to ship.

Agfa's *Apogee Pilot* production manager, the operational center of the production process, is ready to ship in June. It "normalizes" incoming files into PDF digital masters, edits the Job Tickets and processes the PDF digital masters as specified in the Job Ticket.

Apogee Pilot makes extensive use of Adobe Portable Job Tickets. Job Tickets allow users to both store and manage information about how a job will be processed, such as instructions for normalizing, imposition, trapping, OPI, color management, rendering and final output. All changes and alterations made to content are retained in the PDF digital master and will not effect processing instructions on the Job Ticket.

The Apogee Normalizer turns incoming PDF, PostScript, EPSF or CEPS converted files into PDF digital masters. Apogee Pilot already presents solutions to handle bleed information in QuarkXPress and Pagemaker, duotones and tritones. It also retains trapping settings throughout the normalizing process to take full benefit of the convenient and powerful In-RIP Trapping feature inside PostScript 3.

With the Job Ticket Editor the user inputs client, job name and invoicing information, selects the pages that are part of the final job, specifies process options such as imposition, trapping, separation, and screening, and defines the device specific output options such as media type or plate size.

Trapzones and Trapsettings can be set with either Agfa's Xpress Trapping Extension, Agfa's Exchange Trapping Plug-in, Agfa's Job Ticket Editor on a job-by job basis, or as a general setting inside the Apogee RIP.

Jobs can be output as PDF files, to still allow easy transfer, remote proofing, or last minute corrections, while providing multilevel security settings and password protection. While PDF is more and more being accepted as the ideal file format, Agfa realized that any new workflow could create legacy equipment challenges for customers. Therefore, the Apogee Pilot can also output "Normalized PostScript" files to maintain compatibility with older Agfa systems.

New Version of Apogee PrintDrive 1.2

Apogee PrintDrive, a powerful digital output manager, optimizes output devices by automatically storing, managing and queuing Print Image Files or PIFs for imagesetters, platesetters and proofers. The newest version 1.2 offers full output support for the Antares series of platesetters. It comes in either the current hardware/software bundle, as a specially integrated hardware/software bundle running together with an Apogee Taipan RIP on an Intel-based platform, or as an unbundled, software-only version. Product release is July.

PrintDrive manages the output of one or more networked RIPs and dramatically increases throughput by eliminating RIP and engine idle time. In addition to job queuing

PrintDrive offers RIP maximization features such as remote rendering, and “RIP-ahead” – a productivity enhancing ability that outputs film and plates during off-peak hours automatically, without support from the prepress department.

For Galileo and Antares platesetters, Apogee PrintDrive offers maximum efficiency for buffering, back up, PIF management and digital imposition proofing.

PrintDrive includes advanced correction, control and proofing capabilities such as QuickFix, DoubleBurn, Preview and Digital Imposition Proofing.

QuickFix and DoubleBurn are both new digital tools to replace traditional manual stripping – a tremendous timesaving feature essential for computer-to-plate workflows.

QuickFix allows for last minute corrections to page elements or entire pages.

DoubleBurn is ideal for multiple versions of the same job where languages and data vary. To increase productivity in both features, only the corrected elements or pages are re-rendered, which saves valuable time as opposed to re-rendering the full job as required with traditional PostScript workflows.

Preview displays dots on screen, as they would be rendered on plates or film, which is critical for checking content, screening and trapping.

The Digital Imposition Proofing feature, from the same PIF meant to be output on film or plates, creates a descreened and subsampled version to generate highly accurate and predictable full-size proofs on a Hewlett Packard large format plotter.

CIP 3 product announcement at IPEX.

As a founding member of the CIP 3 committee, Agfa is closely working with MAN Roland, Heidelberg and Komori to implement CIP 3 software products that conform with the latest CIP 3 specifications. Revision 3 of the CIP3 standard includes more post-press information and added Adobe’s Portable Job Ticket Format—PJTF— as the second encoding format next to PostScript. A future option for Apogee PrintDrive will generate CIP3 compliant files (PPF files) that press manufacturers can use for ink key presetting. The option will replace the plate scanner machinery and the processing time/manpower in current operations. A full product announcement will be made at IPEX.

Availability.

With Apogee Pilot production manager shipping in June, the three Apogee modules are available either separately, to augment an existing workflow, or together as an integrated Apogee System, to reap the full benefits of a PDF-based workflow.

About Agfa.

The Agfa-Gevaert Group is a worldwide manufacturer of imaging products and systems, with annual worldwide sales of \$4.5 billion. Agfa-Gevaert manufactures and markets

products and systems for the electronic and photographic prepress, medical, and technical diagnostic and amateur and professional photographic markets. Headquartered in Europe, Agfa-Gevaert is wholly owned by Bayer AG. In the United States, Agfa operates as a division of Bayer Corporation, with headquarters in Ridgefield Park, New Jersey. Bayer, headquartered in Pittsburgh, has major businesses in chemicals, health care and imaging technologies. Agfa is on the World Wide Web at <http://www.agfahome.com>.

Attachment C

World's First True PDF-Based Workflow System Ships In June.

Apogee Pilot to complete Apogee workflow system.

Mortsel, Belgium – May 28, 1998 – Agfa today announced that *Apogee Pilot* production manager, the final component of its award-winning Apogee PDF-based Workflow Production System, is ready for shipment end of June. The other Apogee components, Apogee PrintDrive and an Apogee PDF RIP such as Apogee Viper or Apogee Taipan AX, are already achieving success in the market.

Apogee, true PDF-based workflow.

Apogee, which comprises the Apogee Pilot production manager, the PDF RIP and the PrintDrive output manager, is the world's first completely integrated PDF-based workflow.

Unlike systems that convert PDF into proprietary formats at input, the Apogee System was specifically designed to maintain the PDF file format throughout. This fully maximizes all of the production enhancing capabilities inherent to PDF, which include late-stage editability, predictability, compactness, and device and page independence.

PDF and the "NORM"-approach.

By "normalizing" incoming PostScript files into the open PDF file format, these files become independent "digital masters", enabling a "Normalize-Once-and-Render- Many," or NORM approach. The NORM approach—completely based on PDF— allows content to be rendered "just-in-time" for variety of output options, from imagesetters, and platesetters to proofers or for publishing to CD-ROMs, the Internet, and intranets.

Apogee and PDF combine to enable new workflows in which the same data can easily be used in both a highly productive computer-to-plate *and* new media environments. This ability to repurpose content for print and new media creates new service offerings, which will result in significant new revenue streams for designers and printers alike. That is not possible with a proprietary internal format.", said John Harrison, Agfa's marketing director of image processing systems.

device and format independent and allows a Normalise Once and Render Many--NORM--approach.

Contrary to the "Rip Once Output Many" approach, ripping to a proprietary format, NORM means you are normalising the incoming files into the format that is becoming the "norm" in publishing, the open PDF format. For production it is then efficiently rendered for a variety of output options, from imagesetters, and platesetters to proofers or for publishing to CD-ROMs, the Internet, and Intranets.

"We believe that PDF is the ideal format on which to build a truly modern, open, high production system," stated John Harrison director of marketing for Image Processing Systems at Agfa. "The full Apogee System will soon bring all of PDF's next generation workflow functionality, for the first time, to the market. Apogee and PDF are the enabling foundations for computer-to-plate workflows, which allowing new business opportunities to re-purpose content to new electronic media."

"Agfa's Apogee Production System leverages the power of the Adobe PDF standard to bring increased productivity and profitability to the printing and publishing industry," said Eric Bean, director of product management for Adobe's Printing and Systems Division. "Adobe has enjoyed working with Agfa to deliver this state-of-the-art PDF-based workflow solution, and together we will continue to lead the industry by providing powerful enabling technologies."

Apogee Pilot Enters Beta Testing

Agfa's *Apogee Pilot* production manager, which just entered Beta testing, is the operational centre of the production process. To take full advantage of the entire range of PDF functionality, Apogee Pilot automatically converts all incoming PDF or PostScript files into fully independent PDF pages. Page independence, a feature of PDF's object-oriented nature, allows for edits to be made either to page elements (such as text or graphics) or full pages at any point during the production process, unlike traditional inflexible workflows.

Apogee Pilot makes extensive use of Adobe Portable Job Tickets, a capability that allows users to both store and manage information about how a job will processed, such as instructions for normalising, imposition, trapping, OPI, colour management, rendering and final output. All changes and alterations made to content are retained in the PDF Digital Master and will not effect processing instructions on the Job Ticket.

"Unlike proprietary workflows, Apogee and PDF combine to foster a unique and truly collaborative creative environment where a designer, or a team of designers, can make alterations to the Digital Master throughout the process without changing Job Ticket information," explained Harrison.

New Member of the Apogee PDF RIP Line

To support the full range of platforms used in today's production environments, Agfa now offers Apogee Viper — Agfa's first Macintosh Adobe PostScript 3 RIP. The fourth generation of Agfa's Macintosh RIPs, Apogee Viper joins the Apogee PDF RIP line, which includes Apogee Taipan AX, the world's first PostScript 3 RIP for Digital Equipment Corporation's high performance DEC Alpha platform.

Apogee Viper optimises the powerful capabilities of PostScript 3, which include PDF processing, 16 bit screening, , smooth shading, and idiom recognition to render the Digital Masters into device specific Print Image Files or PIFs. Print Image Files contain the exact dots you will ultimately see on your film or plate. With the RIPping done in the normalising step in Apogee Pilot, rendering the PIFs is quick. The newest member of the Apogee PDF RIP family uses a Power Macintosh processor, like the G3 running under Mac OS8, for maximum productivity. Apogee Viper also works with Apogee PrintDrive to gain access to features such as automatic queuing, job buffering, preview and proofing of the Print Image Files.

“Apogee Viper provides Macintosh users with the full power of PDF, while maintaining the ease-of-use and low support cost of the Macintosh operating system,” Harrison said.

New Version of Apogee PrintDrive

Apogee PrintDrive 1.1, a powerful digital output manager, optimises output devices by automatically storing, managing and queuing Print Image Files— i.e. the rendered jobs— for imagesetters, proofers and platesetters. For the platesetter environment, Apogee PrintDrive offers maximum efficiency for buffering, back-up, PIF management and digital imposition proofing.

A highly efficient output manager, PrintDrive 1.1 manages the output of one or more networked RIPs and dramatically increases throughput . by eliminating RIP and engine idle time. PrintDrive includes, job queuing, remote rendering, and Render Ahead, a productivity enhancing ability that outputs film and plates during off-peak hours automatically, without support from the prepress department.

PrintDrive 1.1 includes advanced correction and proofing capabilities such as:

QuickFix — A timesaving capability that allows for last minute corrections to page elements or entire pages. To increase productivity, only the elements or pages corrected are re-Rendered, which saves valuable time re-rendering the full job as required with traditional PostScript workflows.

DoubleBurn — Another powerful timesaving feature. DoubleBurn is ideal for multiple versions of the same job where languages and data vary. Again, only the varied data is re-rendered.

QuickFix and DoubleBurn both provide new digital tools to replace traditional manual stripping—a tremendous time saving feature essential for computer-to-plate workflows.

Preview — This on-screen proofing capability displays dots on screen as they would be rendered on plates or film, which is critical for checking content, screening and trapping.

Digital Imposition Proofing — Using the same Print Image Files, PrintDrive generates highly accurate and predictable full-size proofs on a Hewlett Packard large format plotter for imposition proofing.

“Apogee is unique in combining features of PDF with the flexibility of traditional analogue techniques. Apogee’s flexible interfacing allows smooth integration with common systems and workflows,” said Harrison.

Availability

The three Apogee modules are available separately, to augment an existing workflow, and together as an integrated Apogee System, to reap the full benefits of a PDF-based workflow. Apogee Pilot production manager will be available at the end of the second quarter. Apogee PrintDrive 1.1 is now shipping. Apogee Viper will be shipping end of March. Current Viper users can receive the new Apogee Viper 3.0 as a service upgrade.

Purchase Order Edit Goto Environment System Help

PO #/ Services/BEOS) 81777501 Created by Guido Van den Bruel

Document Overview On Print Preview Messages Personal Setting

ZD PO # Services/BE... 81777501 Vendor 3310002859 IMAGE BUILDING NV Doc. date 31.03.1998

S...	Item	A	I	Material	Short Text	PO Quantity	O...	C/Deliv. Date	Net Price	Curr...	Per	O...	Matl Group	Info Re
1	K			NEFDU	FLD APOGEE SYSTEM FOLDER	105.210	PC	D 15.04.1998		1	BEF	1	AU	Finished goods MABC

Item | [1] NEFDU, FLD APOGEE SYSTEM FOLDER

Material Data Quantities/Weights Delivery Schedule Delivery Invoice Conditions Account Assignment Purchase Order History Texts Delivery ...

Sh...	MVT	Material Do...	Item	Posting Date	Quantity	Delivery c...	OUNZ	Amount in LC	L.cur	Reference	DelCostQty (OPUn)	Or...	Amount Crcy
GR	101	2980060217	1	13.08.1998	76.030	0	PC	0,00	EUR	980042	0	AU	76.030
Ti.Ev. Goods receipt													
IR		98064447	2	31.07.1998	76.030	0	PC	1.884,73	EUR		0	AU	76.030
Ti.Ev. Invoice receipt													
					76.030		PC	1.884,73	EUR			AU	76.030

Addl Planning

ATTACHMENT C



www.archive.org
415.561.6767
415.840-0391 e-fax

Internet Archive
300 Funston Avenue
San Francisco, CA 94118

AFFIDAVIT OF CHRISTOPHER BUTLER

1. I am the Office Manager at the Internet Archive, located in San Francisco, California. I make this declaration of my own personal knowledge.

2. The Internet Archive is a website that provides access to a digital library of Internet sites and other cultural artifacts in digital form. Like a paper library, we provide free access to researchers, historians, scholars, and the general public. The Internet Archive has partnered with and receives support from various institutions, including the Library of Congress.

3. The Internet Archive has created a service known as the Wayback Machine. The Wayback Machine makes it possible to surf more than 400 billion pages stored in the Internet Archive's web archive. Visitors to the Wayback Machine can search archives by URL (i.e., a website address). If archived records for a URL are available, the visitor will be presented with a list of available dates. The visitor may select one of those dates, and then begin surfing on an archived version of the Web. The links on the archived files, when served by the Wayback Machine, point to other archived files (whether HTML pages or images). If a visitor clicks on a link on an archived page, the Wayback Machine will serve the archived file with the closest available date to the page upon which the link appeared and was clicked.

4. The archived data made viewable and browseable by the Wayback Machine is compiled using software programs known as crawlers, which surf the Web and automatically store copies of web files, preserving these files as they exist at the point of time of capture.

5. The Internet Archive assigns a URL on its site to the archived files in the format `http://web.archive.org/web/[Year in yyyy][Month in mm][Day in dd][Time code in hh:mm:ss]/[Archived URL]`. Thus, the Internet Archive URL `http://web.archive.org/web/19970126045828/http://www.archive.org/` would be the URL for the record of the Internet Archive home page HTML file (`http://www.archive.org/`) archived on January 26, 1997 at 4:58 a.m. and 28 seconds (1997/01/26 at 04:58:28). A web browser may be set such that a printout from it will display the URL of a web page in the printout's footer. The date assigned by the Internet Archive applies to the HTML file but not to image files linked therein. Thus images that appear on a page may not have been archived on the same date as the HTML file. Likewise, if a website is designed with "frames," the date assigned by the Internet Archive applies to the frameset as a whole, and not the individual pages within each frame.

6. Attached hereto as Exhibit A are true and accurate copies of printouts of the Internet Archive's records of the HTML files for the URLs and the dates specified in the footer of the printout.

7. I declare under penalty of perjury that the foregoing is true and correct.

DATE: 4/10/15

Christopher Butler

CALIFORNIA JURAT

See Attached Document.

A notary public or other officer completing this certificate verifies only the identity of the individual who signed the document to which this certificate is attached, and not the truthfulness, accuracy, or validity of that document.

State of California
County of San Francisco

Subscribed and sworn to (or affirmed) before me on this

10TH day of APP., 2015, by

Christopher Butler,

proved to me on the basis of satisfactory evidence to be the person who appeared before me.


Signature: 



Exhibit A

Welcome to
www.jahn.org

This site is hosted by the Über Scientist at
[Internet Tool & Die](#)

 visitors have found this page since I first published it on November 20, 1995.

Its true.

My actual title is

[PDF Evangelist \(this is a link to my bio\)](#)

for


[Agfa-Gevaert, N.V.](#)
out of Mortsel, Belgium.

You can reach me at 978.658.5600. ext. 5504

or email me at

michael_jahn@agfa.com

mikejahn@jahn.com



Agfa Engineers processing PDF files with the worlds first PS3 Extreme RIP !

I will be helping Agfa build & market tools and systems that create, modify and process PDF (Portable Document Format) files into RDM (Reliable Digital Masters) for use in high end prepress and printing production environments.

Working closely with Adobe Systems, Agfa will use PDF as its native file structure, keeping all pages in a searchable and compact format so it can be viewed or printed from any platform yes, that means a viewed on modestly configured laptops and printed to a laserwriter using the free Acrobat Reader application from Adobe.

Try THAT with a 38MB Tiff/It-P1 file!

Here are some PDF files of slide shows i have presented at various seminars and conferences

[Adobe Agfa presentation](#) --This pdf is the Graph Expo presentation on PS3, PostScript Extreme and IRT - In RIP Trapping)

[Agfa PPA meeting](#) --This pdf is the PPA meeting presentation where go into more detail on the issues Color Management a they relate to PDF

[Agfa FOGRA meeting](#) --This pdf is the FOGRA presentation on PDF im High End-Bereich der Vorstufe in Germany

[Agfa IPP5 meeting workflow](#) --This pdf is the India Printing and Publishing presentation I gave on PDF Workflow in Mumbai, India

[Agfa IPP5 meeting standards](#) --This pdf is the India Printing and Publishing presentation I gave on PDF/x, Standards and CIP3 in Mumbai, India

[Agfa IPP5 meeting plug-ins](#) --This pdf is the India Printing and Publishing presentation I gave on Agfa PDF Plug-ins in Mumbai, India

Below are some links for you to peruse!

I have taken the time to build HTML documnets and PDF documents to help you better understand how to set up Adobe Acrobat Distiller use in high end prepress and printing production environments. I did this for you. Thats right..for YOU PERSONALLY. All I ask is that you take the time to read the information I have placed here and follow the intructions and mind the suggestions I have carefully researched, and you too can make PDF files that will behave in a prepress production environment. But you need disipline. I know your type. You would sooner just click ramdomly on options and hit the ole print button. Yep, a rebel without a clue. Well, danger-boy or girl, here is you first test.[DO NOT CLICK OVER THIS LINK](#). All this link is here for is to show you how you can make the little words show up in the little window at the bottom of your browser. If you have a browser that is javascript enabled, and you have it turned on, the words -- Do not click over this link! If you do, you will be sorry you did --should appear in that window. If you view the source, you can see how to use the onMouseOver and window.status commands to make words appear in this window in your pages. Here is another example -- notice the words (Link mouse over words) that appear at the bottom of your browser when you place your cursor over this [Link](#)? Go ahead now and click on this one and go there to find out how I did it...

See, follow instructions, and you and this page will get along fine!

NEW IRT related PDF files!

[Agfa In-Rip white paper](#) --Here is a PDF document that helps what Agfa has done with In-RIP Trapping.

[Adobe Press release on In-RIP Trapping](#) --Adobe has licenced the IRT technology to many vendors besides Agfa - ECRM, FUJIFILM and PrePress Soluions have licenced it too.

[Adobe white paper on IRT](#) --Read this to find out where Adobe is and is going with this IRT technology.

NEW DCS making gadget!

[DCS Maker from Virtual Color](#) --visit this site to find out more about this Macintosh application that enables one to make DCS files from the Agfa 1 bit tiff files that our Rips generate.

NEW IRT Gadgets!

[Agfa Apogee In-Rip Trapping Exchange Plug-in](#) --Use this Agfa Acrobat Exchange Plug-in to apply trapping to PDF files when ripped on Agfa Apogee Rips with In-Rip Trapping.

[Agfa Apogee In-Rip Trapping Exchange Plug-in documentation](#) --Here is a PDF document that helps explain how to use the Agfa Acrobat Exchange Plug-In for In-Rip Trapping

[Agfa Apogee In-Rip Trapping Quark XTension](#) --Use this Agfa Quark XTension to apply trapping to Quark XPress documents when printed as composite to Agfa Apogee Rips with In-Rip Trapping.

[Agfa Apogee In-Rip Trapping Quark XTension documentation](#) --Here is a PDF document that helps explain how to use the Agfa Quark XTension for In-Rip Trapping

[Agfa Apogee In-Rip Trapping documentation](#) --Here is the full PDF document we ship with the In-Rip Trapping option for the Agfa Apogee RIP.

[IRT Slide show](#) --a work in progress, this shows what the IRT technology does when it traps and explains the new Ink properties.

[Agfa Apogee Bleed Viewer](#) --Use this to see objects that may be hidden outside the edges of your PDF - increases the Height and Width of your PDF MediaBox so you can view bleed objects.

[bleedarea.pdf](#) --This file is 8.5 x 11, but has an 1/8th inch bleed - but without the free Agfa bleed viewer, you can't see it unless you buy PitStop.

[Distiller Job Options settings](#) --High End Prepress for settings in Distiller - a document from Adobe.

[Animated Apogee Logo](#) --My son Marc is learning Flash 3.0 - you will need the Shockwave plug-in to view these.

[Shockwave Plug-in](#) --Go here to get the Shockwave plug-in to view the object based animation in your web browser.

[Animated Apogee Logo](#) --Marc created this transition between the PDF icon and the Apogee icon.

[Marc Jahns email](#) --**If want to have Marc create you an animation,15 bucks an hour gets his time these days**

[PDF for Prepress white paper](#) --In March 1998 this white paper was distributed. While pleased with the high-level interest, many have misunderstood it. You can get it here and make your own judgements.

[Agfa responds.](#) --PDF works. Most of the issues raised are not caused by Acrobat. Agfa Apogee covers most of the issues.

[The actual DCS Specification for the computer geek in you](#) --This is a set of 10 pages that describes how to make a DCS file. Thanks to the Quark team for putting this together.

[Automatic Distiller Setup](#) --this page has some text you can use to place in the Adobe Acrobat Distiller Startup folder to set up Distiller for high end prepress ready PDF file creation.

[New Adobe Forms!](#) -- This new Forms plug-in update allows you to bring the rich capabilities of PDF to the data collection process that comprises an online information transaction. Must have!

[JavaScript info](#) -- The new PDF Forms plug-in can place JavaScripts in your PDF files. Down load PDF files on JavaScript with this link.

[Need Help?](#) -- NetFormation can help you with your PDF forms based project.

[Agfa Apogee](#) -- Brochure (in PDF) that describes Agfa Apogee. About 460k.

[Whats New in JavaScript 1.2](#) -- Already an expert at JavaScript? Heres a site that describes whats new.

[PitStop 1.5](#) -- Edit your PDFs using this powerful plug-in from EnFocus.

[Adobe Technical Notes](#) -- this link takes you to a boatload of PDF files that help explain Adobes newer technologies.

[How to Distill](#) -- Describes how to set up Adobe Acrobat Distiller use in high end prepress and printing production environments)

[How To Distill.pdf](#) -- Same as above, only in PDF file format (about 83k)

[pdfworkflow.pdf](#) -- this is the slide show I give that has some nice visual analogys that help explain PDF files (about 1.1MB)

[Michael Jahns](#) page -- information about various prepress and publishing ideas and tools

[Marc Jahns](#) page -- Learn the latest extra bloody limb removal moves in Mortal Kombat and other friendly vgames

[Mary Jahns](#) page -- Collage Artist portfolio

<http://web.archive.org/web/20010614135707/http://www.jahn.org/pdf3/apogee.pdf>

AGFA APOGEE

The PDF-based Production System

- Apogee Pilot
- Apogee RIPs
- Apogee PrintDrive



The Open Digital Workflow

Agfa Apogee is the first PDF-based production system. Unlike anything before, Apogee uses Adobe's industry standard PDF format as the native file format of the system. This one format can be used for both production and imaging, and eliminates the need to convert to intermediate file formats. In Apogee, PDF becomes the "digital master" a single file format that can be used to produce the same content in print, on a digital press, on the Web or CD-ROM.

PETITIONERS Ex. 1024, Attachment C, p. 9

Kodak v. CTP
IPR2014-00790



AGFA APOGEE PRODUCTION SYSTEM

Using the PDF Digital Master

PDF and the Digital Master

Agfa Apogee is a production system solution that utilizes the PDF data format as a truly, reliable digital master.

With the Job Ticket implementation based on Adobe Portable Job Ticket technology, important job and printing information is carried along with the PDF file. By keeping formatting information separate from PDF content, it is easy to make late production changes, and publish the PDF file in other print or electronic forms.

Designers, service bureaus, and printers can easily prepare and process production jobs for various output types. Using the PDF, flexibility for last minute content editing and easy remote revisions are always maintained.

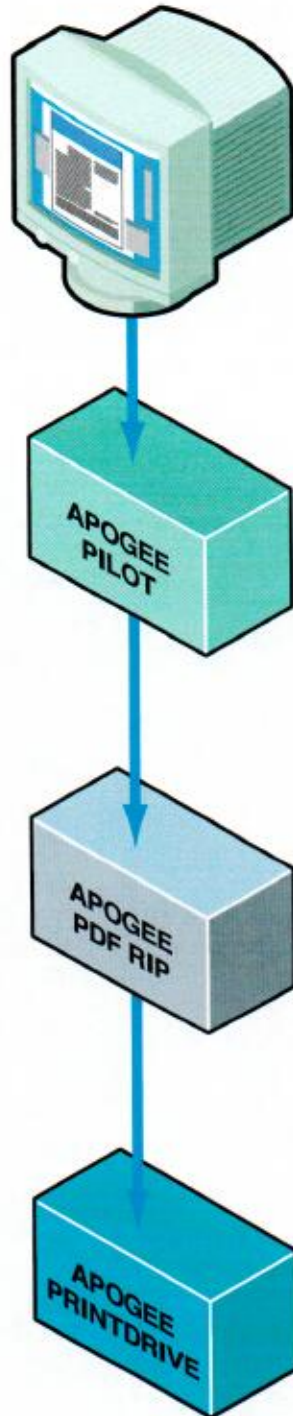
On top of this, the compact, streamlined PDF format travels with ease throughout the production flow, reducing transfer and processing loads on the network and the hardware platform.

Apogee System Components:

Agfa's Apogee Publishing Production System ideally includes

- the APOGEE PILOT, a PDF production manager;
- one or more APOGEE PDF RIPS, and
- the APOGEE PRINTDRIVE, an engine output manager.

Handling both PDF and PostScript files, the Apogee Production System easily adapts to any open platform environment.



Creating the content

- Any application on any platform
- Output PostScript or PDF

Normalize into PDF Digital Master

- Apogee CEPSTLink
- Apogee Normalizer
- Apogee PageStore
(Remote viewing and approving, proofing, editing,...)
- Job Ticket Editing
(Job Info, Page Selection, Process definition, Output definition)
- Apogee Imposition
- Apogee OPI

Render into Print Image Files

- Separation
- Color Management
- Trapping
- Screening
- Output to proof, film, plate

Manage the Print Image Files

- Multiple RIP input
- Print Image File Management
- Output device management
- Output to proof, film, plate

APOGEE PILOT

Normalize into PDF Digital Masters

The Apogee Pilot is the operational center in the production process. It uses a three step approach to organize the workflow: normalizing the files into PDF Digital Masters; edits the Job Tickets; and processing the PDF file as instructed in the Job Ticket.

All incoming files are normalized into Digital Masters in PDF format. This happens only once and is similar to the interpretation phase of a RIP. It makes the resulting Digital Master highly efficient, regularly structured and compact.

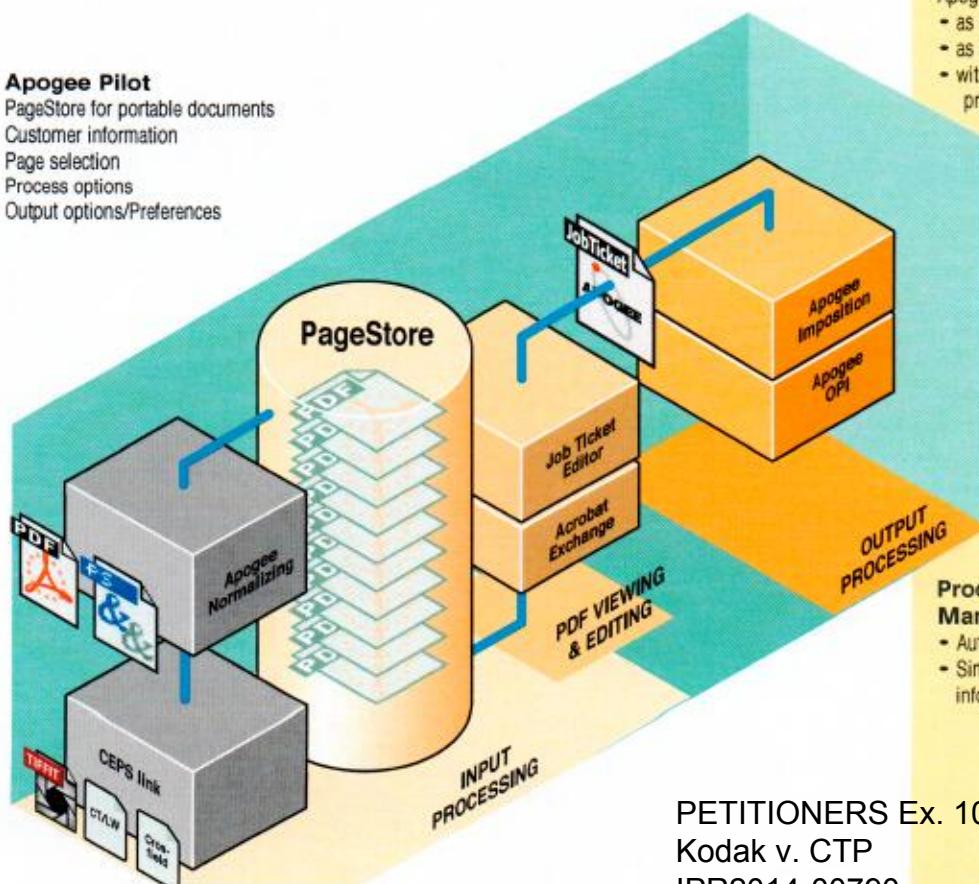
Job information, workflow routing, page and formatting settings for the production processes are specified with the Job Ticket Editor and stored in separate Adobe's Portable Job Tickets (PJTF).

To output films or plates, the Job Ticket instructions are processed, pages are retrieved from the PageStore, imposed, and if needed, high resolution images are exchanged with OPI. Using Acrobat Exchange or any other PDF editing tool, changes can be implemented on an object, page or flat level until the last minute prior to rasterizing.

Finally, the Apogee RIP renders the flat a "Print Image File" for the final output device, including screening, trapping, color separations and color management.

Print Image Files or PIFs, contain the exact dots you will ultimately see on your film or plate. With the "RIPping" done in the normalizing step in Apogee Pilot, rendering the PIFs is quick. Apogee PrintDrive manages these Print Image Files offering proofing, archiving and output production automation.

Apogee Pilot
 PageStore for portable documents
 Customer information
 Page selection
 Process options
 Output options/Preferences



FEATURES & BENEFITS

Unique PDF-based workflow

The Apogee Pilot takes advantage of all PDF benefits.

- Agfa's unique normalizer generates fully predictable PDF, using them as digital masters.
- Agfa's normalizer includes specific solutions to handle bleeds, in-RIP trapping, Duotone and Tritone settings, etc.
- The PDF format guarantees compact, fully viewable, editable, searchable and portable documents.

Job Ticket controlled workflow

- Job Tickets automatically instruct the system components to perform specific actions.
- Apogee's Job Tickets are compatible with Adobe's Portable Job Ticket Format specification standard.

Completely integrated workflow

- Integrated imposition, OPI, trapping, screening, and proofing guarantee seamless production and a short learning curve.
- Every step uses PDF-based, non-proprietary tools.

Input Compatibility

- The Apogee Pilot directly processes PDF and PostScript jobs.
- As an option, CEPS data formats can be converted into PDF files.

Output Flexibility

Apogee Pilot outputs jobs:

- as PDF or PostScript Level 2 files,
- as imposed "flats" or a continuous stream of pages,
- with extra compression or downsampling for proofing or CD-ROM/ Internet/ Intranet publishing.

Easy integration

- As a Windows NT based product running on Intel platforms, Apogee Pilot can easily be integrated into existing workflows and systems.

Productivity

With PDF Digital Masters you receive:

- Predictable results to avoid costly remakes.
- Short and easy correction cycles for higher productivity.
- Changes made at the last minute are done in PDF, so your digital master remains up-to-date for repurposing.

Process and Information Management

- Automatic extracting and cataloging of job data.
- Simple queries allow for extensive process and information management.

APOGEE PILOT

Processing steps

Normalizing the files

All incoming files are normalized into PDF to guarantee complete predictability and compatibility. Agfa's normalizer, based on Adobe technology, includes specific solutions to handle bleeds, in-RIP trapping, Duotone and Tritone settings, etc. A check verifies if all resources needed for output are available.

If some source pages are in CEPS formats, the optional Apogee CEPStLink component handles the conversion of TIFF/TI-P1, CT/LW or Crosfield Textran formats prior to normalizing into PDF.

Once normalized, the PDF files are moved to the central PageStore as individual PDF pages and become the digital PDF masters to create all production versions.

PDF Editing

One of the major advantages of Apogee Pilot is that anytime during the process prior to final rendering, changes or corrections can be made. Commercially available PDF applications or Adobe

Acrobat Exchange plug-ins offer a variety of tools to conveniently edit layout, text, images or graphic objects of most any kind. And as a digital master, changes made in the PDF file at any stage of production are retained for reuse in additional print or electronic versions. Being PDFs, the digital masters can easily be used for remote viewing, proofing, approval and editing.

Job Ticket Creation

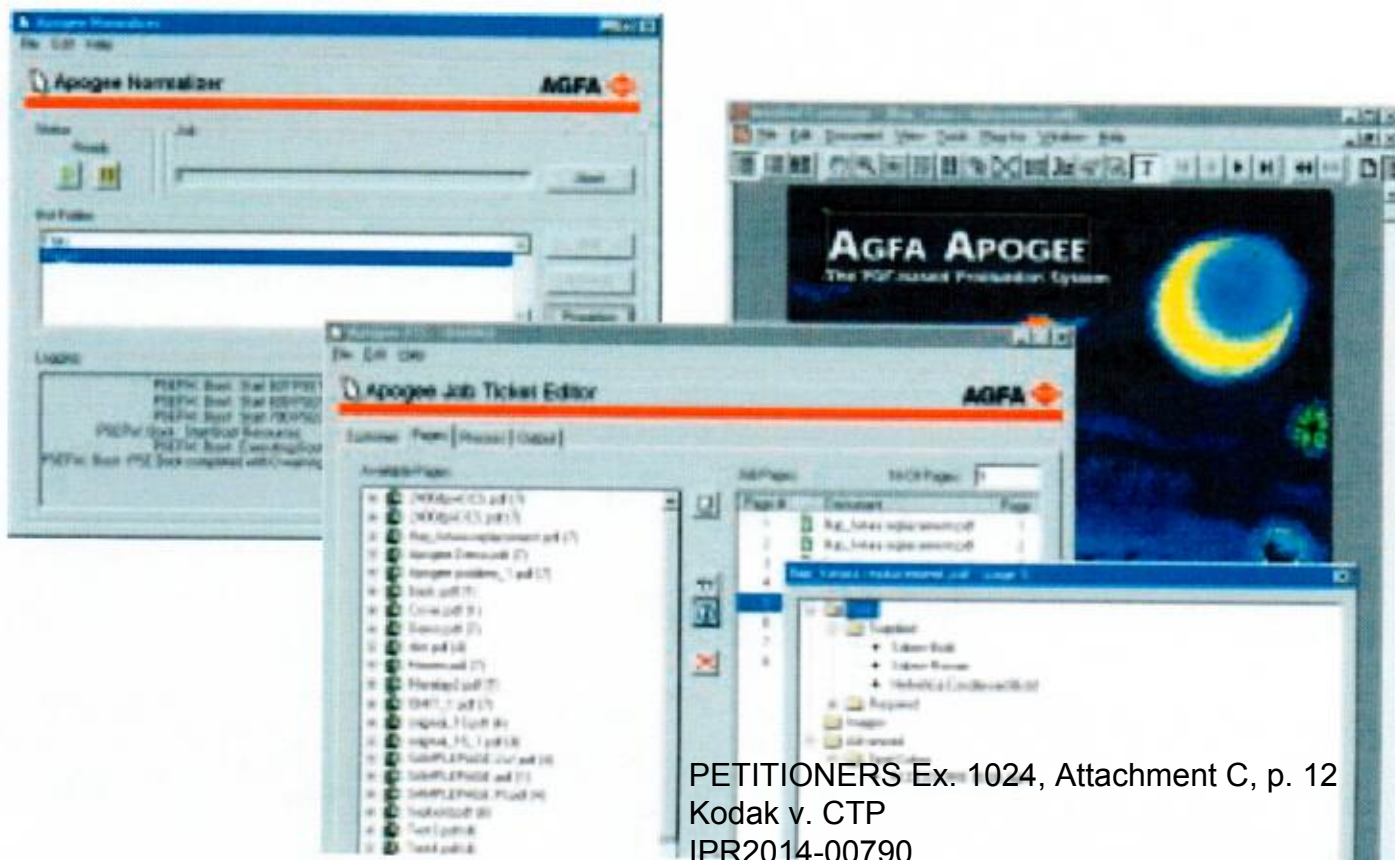
In the Apogee Pilot, Job Tickets provide detailed production instructions. The Job Ticket is independent of the PDF digital master file and can be created, edited and saved separately. It can be re-used with other jobs, just as the jobs could be processed on a different Job Ticket. Additionally, if changes need to be made late in the production process, a simple click on a button allows you to edit the Job Ticket.

Creating the Job Ticket is very simple. First you enter general job information, such as the job name, client and invoicing information. A special section is available to add production notes.

The second step is page selection from the PageStore. PDF digital master pages can be easily exchanged, moved, added or deleted. Using a PDF preview function like Adobe Acrobat, jobs can be checked visually for content. Additionally, one click of the information button provides a comprehensive list of all elements, such as fonts, spot colors and embedded file formats.

Next you select process options such as imposition, trapping, and separation, including special settings for spot colors and screening techniques, all according to specific device requirements.

Finally you define device-specific output options such as media type or plate size, and output options. After that the job can be submitted for automatic processing.



Job Ticket Processing

Based on the Job Ticket settings, Apogee Pilot routes the digital masters to the appropriate output process.

Apogee Imposition

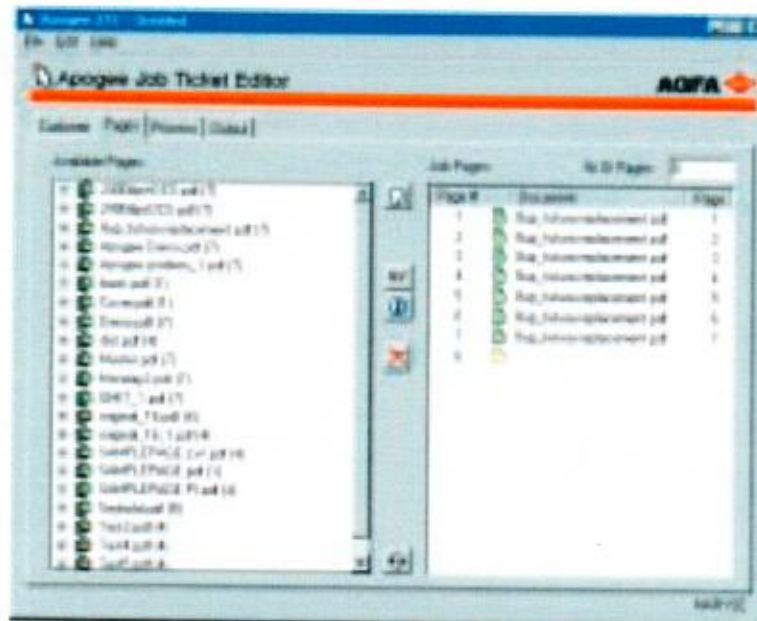
Imposition is handled automatically by selecting one of the many pre-designed imposition templates accessible from the Job Ticket Editor. As required, interactive imposition adjustment is also possible prior to output.

Apogee OPI

Apogee offers an optional NT-based OPI package. The component is completely integrated in the workflow and provides additional features such as high resolution image checking. For users with existing OPI solutions, Apogee Pilot can automatically direct files to an outside server queue. In either case, low-resolution images are replaced prior to routing to the Apogee PDF RIP. Alternatively, users can retain PSF or PS files with, or without, high resolution images for archiving or other applications.

Output Options

Early in the development process, Agfa realized that any new workflow could create legacy equipment challenges for customers. The Apogee Pilot can output PDF or "Normalized" PostScript files to maintain compatibility with almost any PostScript-compatible system from Agfa – and even other vendors. Pilot can output files of imposed flats or a continuous stream of pages. And digital masters can be specially created for proofing, with high or low resolution images, or for publishing on the Web or CD-ROM.



Preview of imposed files

This preview shows how Apogee Pilot delivers an 8-up imposed PDF file ready for

- remote approval
- imposition proofing
- native PDF RIPPING in Apogee PDF RIPs.

FEATURES & BENEFITS

PostScript 3 RIP architecture

- Apogee PDF RIPs include an Adobe PostScript 3 interpreter to process native PDF and PostScript files and to render them for specific devices.
- Each comes with extended font sets, and can drive most any Agfa engine.

Performance

- Apogee PDF RIPs are multithreaded to take full advantage of modern NT multiprocessor architecture.
- Performance can be further increased by adding more RAM, a second CPU or using advanced storage technologies.

Remote User Interface

- Convenient client/server technology
- From any MAC or PC system on the network, the user can control the RIP, check logs, preview Print Image Files and approve them for production.

Unique Buffer and Preview

- Print Image Files can be stored to disk for preview and approval.
 - Users can preview single and multi-page or imposed jobs or multiple views of a single page at different resolutions.
 - Tools are available to zoom in to the dot level of color planes. What you look at are the real dots as they will appear on proof, film or plate.
- One more feature to reduce errors and cost.

Full Compatibility

- Apogee PDF RIPs support Accuset, SelectSet, Avantra imag setters and Galileo, Antares and Polaris platesetters.
- Included are the professional Agfa PS Companion tools.
- Screening choices include the standard Agfa Balanced Screening and Adobe Accurate screens or the optional CristalRaster, Flexo and Gravure screens.

Flexibility

- Apogee RIPs are offered bundled with platforms, or packed to run on your own Macintosh or PC platform.

APOGEE PDF RIP

Rendering into Print Image Files

Apogee Pilot normalizes the incoming files into PDF, collects the pages, imposes, does OPI image exchange and sends this imposed "digital flat" to an Apogee PDF RIP.

In the context of Apogee, the PDF RIP takes the device and format independent PDF digital master, and renders (rasterizes) it exactly for the selected output device. The result is a "Print Image File" (PIF), that contains all the dots that will appear on the film or plate. It also contains necessary engine control information. With PDF or PS interpretation of the file done upfront in the Apogee Pilot normalizing step, rendering is quick.

While rendering the PDF performs many tasks that were once in standalone graphic arts crafts. As instructed, the PDF RIP may perform screening, trapping and color separations. Specifications are controlled in Apogee Job Tickets.

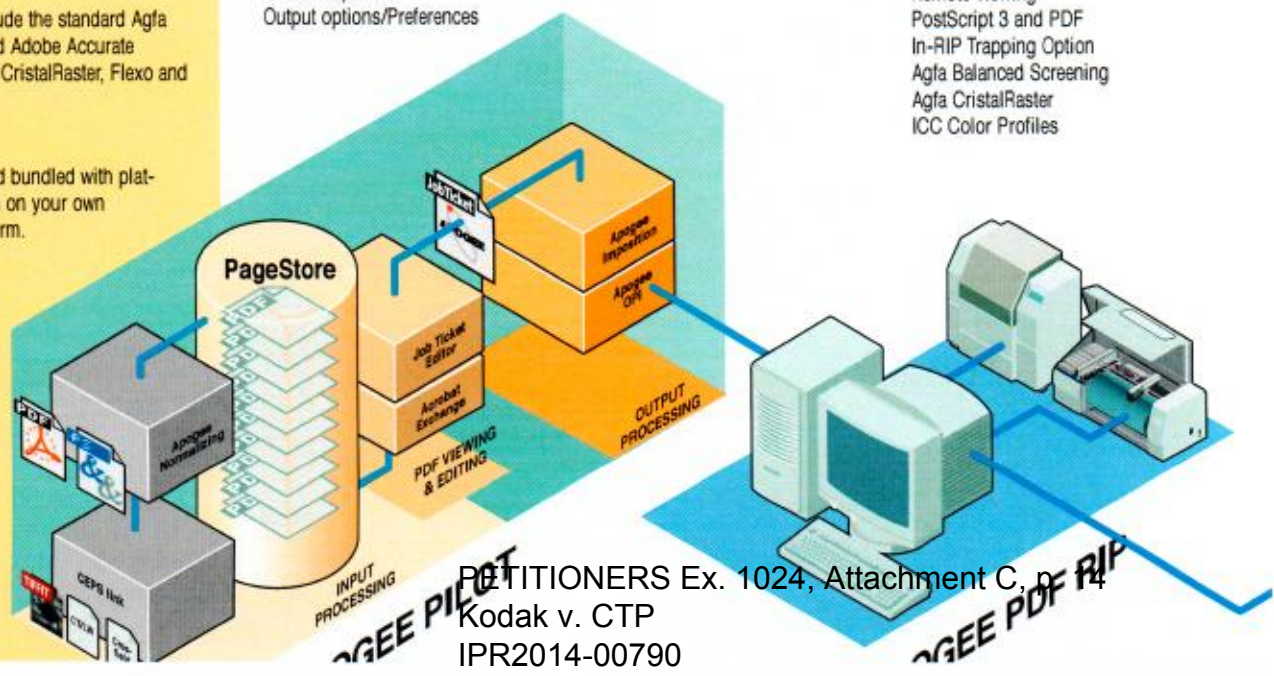
For color management, Apogee PDF RIPs are fully compatible with the use of ICC profiles. Based on Agfa ColorTune technology, professional profiles can be created and used in the RIP, to tune the output to the color characteristics of the chosen output process and device. A decisive asset in an all digital workflow.

Apogee Pilot

- PageStore for portable documents
- Client information
- Page selection
- Process options
- Output options/Preferences

Apogee PDF RIP

- Remote viewing
- PostScript 3 and PDF
- In-RIP Trapping Option
- Agfa Balanced Screening
- Agfa CristalRaster
- ICC Color Profiles



APOGEE PRINTDRIVE

Manages the Print Image Files

For "direct-to" production, Agfa developed an output manager that is almost a system by itself: the Apogee PrintDrive.

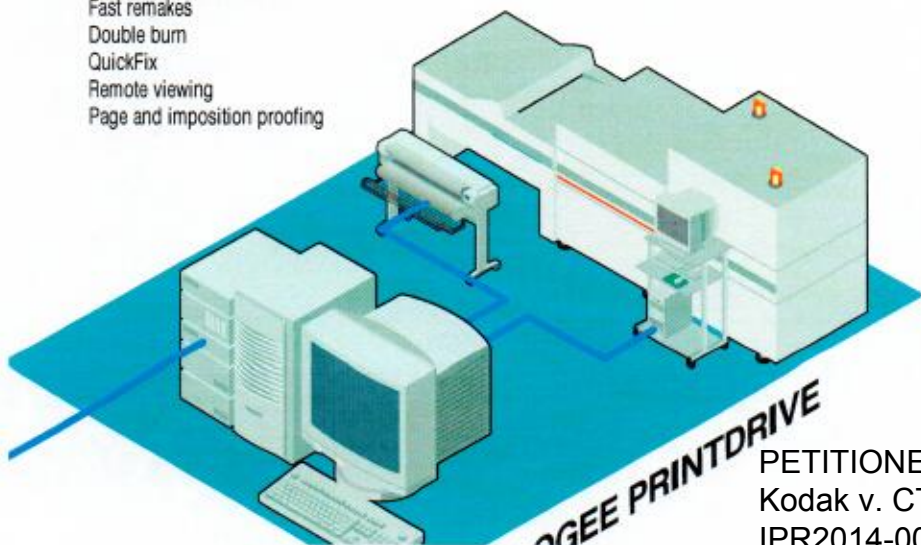
Apogee PrintDrive manages the Print Image Files (PIF) output by one or more RIPs, and controls output flow to a variety of output devices including Agfa imagesetters, proofers, and platesetters.

These PIF files are managed by PrintDrive amount to "digital film" because like film, they contains every dot that will appear on the plate, and is 100% final and ready to image. They are the equivalent of the final films you used in a conventional workflow to expose printing plates.

Apogee PrintDrive allows you to do the things you were used to do with film...in a completely digital way! You can preview the jobs on-screen, right to the dots to check angles and traps, proof on a wide-format printer and quickly remake plates.

Apogee PrintDrive

Multiple RIP input
Compression/Decompression
Buffering and Back-up
Print Image File management
Imagesetter or platesetter output
Fast remakes
Double burn
QuickFix
Remote viewing
Page and imposition proofing



The optional QuickFix/DoubleBurn allow for last minute patch corrections, and plate-image assembly.

Jobs can be automatically queued and organized by priority and media. Image Files are stored in a compressed format, speeding network transmission times and reducing disk storage requirements. Typical configurations hold several shifts of work on-line, more with extra disks or network storage.

For volume applications, can be fed by multiple PDF RIPs over a TCP/IP network. This unique feature allows you to physically separate the rendering from the actual plate production, so your PDF RIP can be in the desktop department and the PrintDrive can sit next to the output device, even in another town. It also ensures that your platesetter is running at full capacity.

Apogee PrintDrive also supports input from existing Agfa PostScript Level 2 RIPs, and even some 3rd party systems.

FEATURES & BENEFITS

Performance and Productivity

Apogee PrintDrive offers:

- input by multiple RIPs over the TCP network,
- a "RIP-ahead" workflow to productively create finished jobs that can be grouped by media or priority and imaged later, even unattended.
- the storage of Print Image Files for engines or media that are not physically connected or immediately available.
- absolute reduction of idle time: RIPs are never waiting for the engine to free, nor is the engine waiting for the RIP. Everything runs at full capacity.
- immediate plate remakes.

Remote User Interface

- Modern and convenient client/server technology
- From any MAC or PC system on the network, the user can control the PrintDrive, check logs, preview Print Image Files and approve them for production.

Preview and "see the dots"

- Users can preview single and multi-page or imposed jobs or multiple views of a single page at different resolutions. - Tools are available to zoom in to the dot level of color planes. What you look at are the real dots as they will appear on proof, film or plate. One more feature to reduce errors and cost.

Print Image Files are like Film

- Print Image Files are compressed to ease network traffic and save disk space.
- You can archive on disk cartridge, CD or any server on the network.

Digital Imposition Proofing

- Print Image Files that are pages or flats can be proofed on wide-format proofers for imposition proofs or "blue-lines". Once approved, the same file can be sent for output without re-rasterizing.

Last minute corrections

- The optional QuickFix/DoubleBurn lets you digitally combine plate images and "cut in" last minute changes without re-rendering.



APOGEE

Apogee PDF-based Production System

Full Scope of Industry Know-how and Technology

Agfa developed Apogee by working closely with key suppliers in the graphics industry for imposition, OPI, and file conversion.

Leading technology includes:

- Adobe Acrobat, PDF, and CPSI technology.
- Apogee PDF RIPs
- Agfa ColorTune to create and use ICC profiles,
- Agfa CristalRaster, Agfa Balanced Screening
- Agfa software and hardware output technology.

Agfa Apogee - Working with You...

Agfa backs-up this new technology with full service and support. Agfa consultants will explain the various options and suggest the best possible bundles for your prepress environment. Your Apogee system will be installed and customized to your specific prepress environment by Agfa. Additionally, Agfa Apogee experts are available on-line on the Agfa Website. Have a question? Wondering what Apogee can do for your particular situation? Just check us out on Apogee on-line...www.agfa.com.

Argentina, Agfa-Gevaert, Argentina S.A.,
Tel.: 54-1-958-5767/5770, Fax: 54-1-983-5052
Australia, Agfa-Gevaert Ltd.,
Tel.: 61-3-9264-7711, Fax: 61-3-9264-7895
Austria, Agfa-Gevaert G.m.b.H.,
Tel.: 43-222-850-2232, Fax: 43-222-850-2385
Belgium, Agfa-Gevaert N.V.,
Tel.: 32-3-450-9866, Fax: 32-3-450-9888
Belgium, Agfa-Gevaert N.V., Direct Export,
Tel.: 32-3-444-7120, Fax: 32-3-444-7119
Brazil, Agfa-Gevaert do Brasil Ltda.,
Tel.: 55-11-5188-6430, Fax: 55-11-5188 6469
Canada, Agfa Division, Bayer, Inc.,
Tel.: 1-416-241-1110, ext 4032,
Fax: 1-416-241-5409
Caribbean and Central America,
Agfa, Division Bayer,
Tel.: 305-592-6522, Fax: 305-593-8521
Chile, Agfa-Gevaert Ltda.,
Tel.: 56-2-360-7600, Fax: 56-2-360-7642
China, Hong Kong, Agfa Hong Kong Ltd.,
Tel.: 852-2555-9421, Fax: 852-2555-2480
Columbia, Hoechst Colombiana S.A.,
Tel.: 57-1-410-1077, Fax: 57-1-295-4197
Czech Republic, Agfa Division, Bayer S.R.O.,
Tel.: +42-2-66101-623, Fax: +42-2-66101-699
Denmark, Agfa-Gevaert A/S, Grafiske Systemer,
Tel.: +45 4326 6766, Fax: +45 4326 6701
Finland, Oy Agfa-Gevaert AB,
Graafiset järjestelmät,
Tel.: 358-9-88781, Fax: 358-9-8878-278
France, Agfa-Gevaert S.A.,
Tel.: 33 1 47 32 71 77, Fax: 33 1 47 32 73 64
Germany, Agfa Deutschland,
Vertriebsgesellschaft mbH & Cie.,
Tel.: 49-221-5717-0, Fax: 49-221-5717-248
Greece, Agfa-Gevaert A.E.B.E.,
Tel.: 30-1-576-3200, Fax: 30-1-574-4900
Hungary, Agfa Division, Bayer Hungaria Kft,
Tel.: 361 212 1540, Fax: 361 212 1574
Ireland, Agfa Ltd.,
Tel.: 353-1-4506733, Fax: 353-1-4565267
Italy, Agfa-Gevaert S.p.A.,
Tel.: 39-2-3074-1, Fax: 39-2-3074-429
Japan, Agfa-Gevaert Ltd.,
Tel.: 81-3-5704-3140, Fax: 81-3-5704-3089
Korea, Agfa Korea Ltd.,
Tel.: 82-2-262-4200, Fax: 82-2-274-9764
Luxembourg, Agfa-Gevaert S.A.,
Tel.: 352-44-20-44-1, Fax: 352-45-04-37
Malaysia, Agfa Film (Malaysia) Sdn. Bhd.
Tel.: 60-3-7574200, 60 3 757 4700
Mexico, Agfa Division,
Tel.: (525) 728 32 13, Fax: (525) 728 32 10
Netherlands, Agfa-Gevaert B.V.,
Tel.: (31) 70 4131211, Fax: (31) 70 4131585
New Zealand, Agfa Division, Bayer Ltd.,
Tel.: 649-443-5500, Fax: 649-443-8855
Norway, Agfa-Gevaert A.S., Grafiske Systemer,
Tel.: 47 67 06 88 00, Fax: 47 67 06 07 53
Poland, Agfa Sp.,
Tel.: 48-22-636-7576, Fax: 48-22-38-9114
Portugal, Agfa-Gevaert Ltd.,
Tel.: 351 1 414 6700 Fax: 351 1 414 6780
Singapore, Agfa Division, Bayer Pte. Ltd.,
Tel.: 65-261-3389, Fax: 65-265-6559
South Africa, Agfa Division, Bayer Pty. Ltd.,
Tel.: 27-11-921-5562, Fax: 27-11-921-5419
Spain, Agfa-Gevaert, S.A.,
Tel.: 34.3.476-7600, Fax: 34.3.476-7856
Sweden, Agfa-Gevaert AB,
Tel.: 46-8-793 01 00, Fax: 46-8-793 01 71
Switzerland, Agfa-Gevaert AG,
Tel.: 41-1-823-71-11, Fax: 41-1-823-73-76
Taiwan, Agfa Division,
Tel.: 886-2-503-9123, Fax: 886-2-504-4819
UK, Agfa Gevaert Ltd.,
Tel.: 44-181-231-4200, Fax: 44-181-231-4957
USA, Agfa Division, Bayer Corporation,
Tel. 1-800-227-2780, Fax: 908-534-5151
Venezuela, Agfa-Gevaert S.A.,
Tel.: 58-2-203-9000, Fax: 58-2-239-0477

Internet address:
www.AgfaHome.com



Agfa and Agfa rhombus are registered trademarks of Agfa-Gevaert AG. Apogee, ColorTune, PDF Pilot, PrintDrive, Taipan, and Viper are trademarks of Agfa-Gevaert N.V.

Adobe, PostScript, Acrobat are trademarks of Adobe Systems, Inc. which may be registered in certain jurisdictions. All product specifications are subject to change without notice.

© Copyright 1998 by Agfa-Gevaert N.V. All rights reserved.
Printed in Belgium by TCR.

PETITIONERS Ex. 1024, Attachment C, p. 16
Kodak v. CTP
IPR2014-00790



ATTACHMENT D

AGFA APOGEE

The PDF-based Production System

- Apogee Pilot
- Apogee RIPs
- Apogee PrintDrive



The Open Digital Workflow

Agfa Apogee is the first PDF-based production system.

Unlike anything before, Apogee uses Adobe's industry standard PDF format as the native file format of the system. This one format can be used for both production and imaging, and eliminates the need to convert to intermediate file formats. In

Apogee, PDF becomes the "digital master" a single file format that can be used to produce the same content in print, on a digital press, on the Web or CD-ROM.

AGFA 
The complete picture.

AGFA APOGEE PRODUCTION SYSTEM

Using the PDF Digital Master

PDF and the Digital Master

Agfa Apogee is a production system solution that utilizes the PDF data format as a truly, reliable digital master.

With the Job Ticket implementation based on Adobe Portable Job Ticket technology, important job and printing information is carried along with the PDF file. By keeping formatting information separate from PDF content, it is easy to make late production changes, and publish the PDF file in other print or electronic forms.

Designers, service bureaus, and printers can easily prepare and process production jobs for various output types. Using the PDF, flexibility for last minute content editing and easy remote revisions are always maintained.

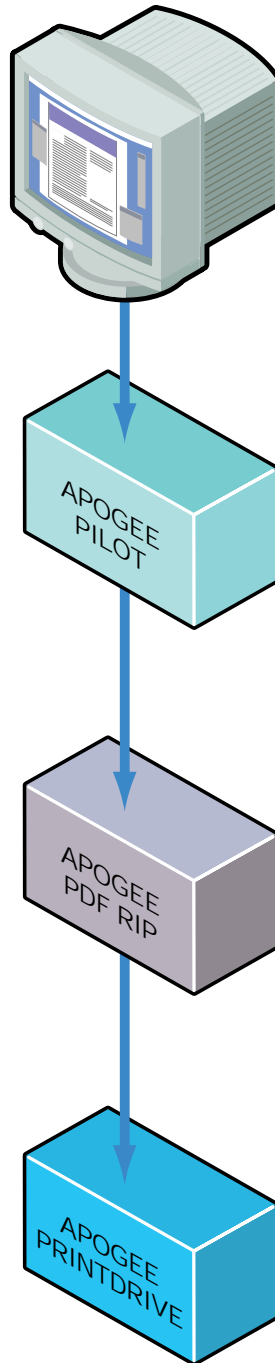
On top of this, the compact, streamlined PDF format travels with ease throughout the production flow, reducing transfer and processing loads on the network and the hardware platform.

Apogee System Components:

Agfa's Apogee Publishing Production System ideally includes

- the APOGEE PILOT, a PDF production manager;
- one or more APOGEE PDF RIPS, and
- the APOGEE PRINTDRIVE, an engine output manager.

Handling both PDF and PostScript files, the Apogee Production System easily adapts to any open platform environment.



Creating the content

- Any application on any platform
- Output PostScript or PDF

Normalize into PDF Digital Master

- Apogee CEPSTLink
- Apogee Normalizer
- Apogee PageStore
(Remote viewing and approving, proofing, editing,...)
- Job Ticket Editing
(Job Info, Page Selection, Process definition, Output definition)
- Apogee Imposition
- Apogee OPI

Render into Print Image Files

- Separation
- Color Management
- Trapping
- Screening
- Output to proof, film, plate

Manage the Print Image Files

- Multiple RIP input
- Print Image File Management
- Output device management
- Output to proof, film, plate

APOGEE PILOT

Normalize into PDF Digital Masters

The Apogee Pilot is the operational center in the production process. It uses a three step approach to organize the workflow: normalizing the files into PDF Digital Masters; edits the Job Tickets; and processing the PDF file as instructed in the Job Ticket.

All incoming files are normalized into Digital Masters in PDF format. This happens only once and is similar to the interpretation phase of a RIP. It makes the resulting Digital Master highly efficient, regularly structured and compact.

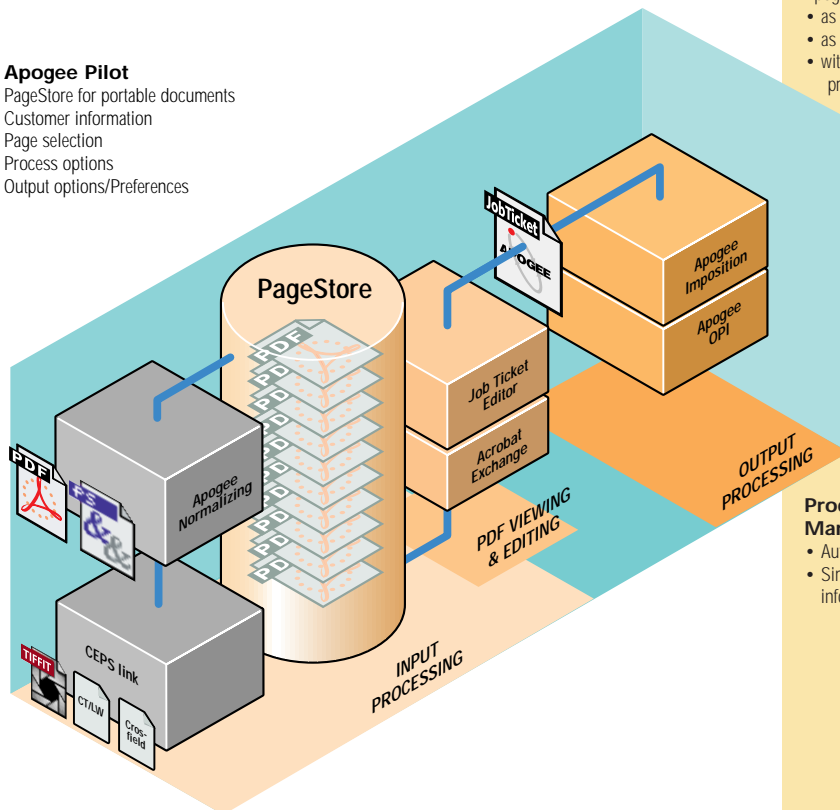
Job information, workflow routing, page and formatting settings for the production processes are specified with the Job Ticket Editor and stored in separate Adobe's Portable Job Tickets (PJTF).

To output films or plates, the Job Ticket instructions are processed, pages are retrieved from the PageStore, imposed, and if needed, high resolution images are exchanged with OPI. Using Acrobat Exchange or any other PDF editing tool, changes can be implemented on an object, page or flat level until the last minute prior to rasterizing.

Finally, the Apogee RIP renders the flat a "Print Image File" for the final output device, including screening, trapping, color separations and color management.

Print Image Files or PIFs, contain the exact dots you will ultimately see on your film or plate. With the "RIPPING" done in the normalizing step in Apogee Pilot, rendering the PIFs is quick. Apogee PrintDrive manages these Print Image Files offering proofing, archiving and output production automation.

Apogee Pilot
 PageStore for portable documents
 Customer information
 Page selection
 Process options
 Output options/Preferences



FEATURES & BENEFITS

Unique PDF-based workflow

The Apogee Pilot takes advantage of all PDF benefits:

- Agfa's unique normalizer generates fully predictable PDF, using them as digital masters.
- Agfa's normalizer includes specific solutions to handle bleeds, in-RIP trapping, Duotone and Tritone settings, etc.
- The PDF format guarantees compact, fully viewable, editable, searchable and portable documents.

Job Ticket controlled workflow

- Job Tickets automatically instruct the system components to perform specific actions.
- Apogee's Job Tickets are compatible with Adobe's Portable Job Ticket Format specification standard.

Completely integrated workflow

- Integrated imposition, OPI, trapping, screening, and proofing guarantee seamless production and a short learning curve.
- Every step uses PDF-based, non-proprietary tools.

Input Compatibility

- The Apogee Pilot directly processes PDF and PostScript jobs.
- As an option, CEPS data formats can be converted into PDF files.

Output Flexibility

Apogee Pilot outputs jobs:

- as PDF or PostScript Level 2 files,
- as imposed "flats" or a continuous stream of pages,
- with extra compression or downsampling for proofing or CD-ROM/ Internet/ Intranet publishing.

Easy integration

- As a Windows NT based product running on Intel platforms, Apogee Pilot can easily be integrated into existing workflows and systems.

Productivity

With PDF Digital Masters you receive:

- Predictable results to avoid costly remakes.
- Short and easy correction cycles for higher productivity.
- Changes made at the last minute are done in PDF, so your digital master remains up-to-date for repurposing.

Process and Information Management

- Automatic extracting and cataloging of job data.
- Simple queries allow for extensive process and information management.

APOGEE PILOT

Processing steps

Normalizing the files

All incoming files are normalized into PDF to guarantee complete predictability and compatibility. Agfa's normalizer, based on Adobe technology, includes specific solutions to handle bleeds, in-RIP trapping, Duotone and Tritone settings, etc. A check verifies if all resources needed for output are available.

If some source pages are in CEPS formats, the optional Apogee CEPStLink component handles the conversion of TIFF/IT-P1, CT/LW or Crosfield Textran formats prior to normalizing into PDF.

Once normalized, the PDF files are moved to the central PageStore as individual PDF pages and become the digital PDF masters to create all production versions.

PDF Editing

One of the major advantages of Apogee Pilot is that anytime during the process prior to final rendering, changes or corrections can be made. Commercially available PDF applications or Adobe

Acrobat Exchange plug-ins offer a variety of tools to conveniently edit layout, text, images or graphic objects of most any kind. And as a digital master, changes made in the PDF file at any stage of production are retained for reuse in additional print or electronic versions. Being PDFs, the digital masters can easily be used for remote viewing, proofing, approval and editing.

Job Ticket Creation

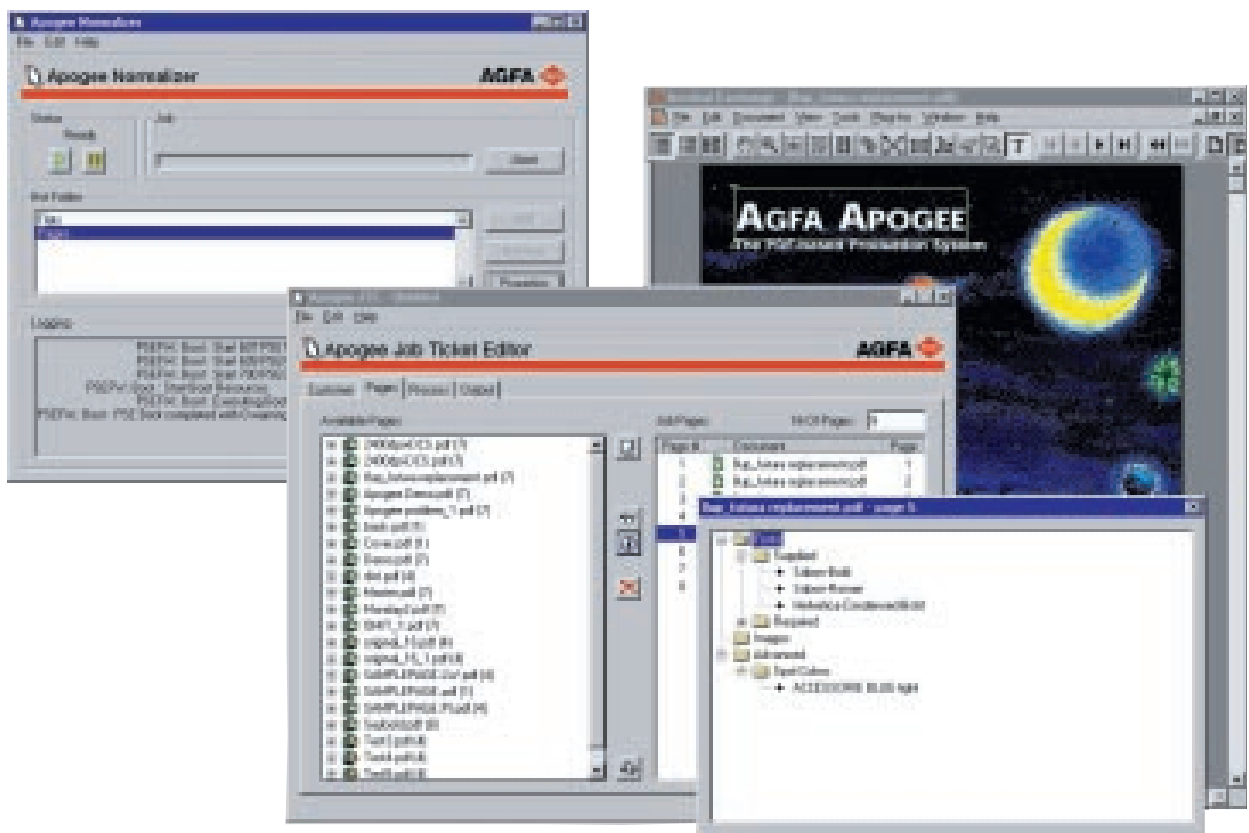
In the Apogee Pilot, Job Tickets provide detailed production instructions. The Job Ticket is independent of the PDF digital master file and can be created, edited and saved separately. It can be re-used with other jobs, just as the jobs could be processed on a different Job Ticket. Additionally, if changes need to be made late in the production process, a simple click on a button allows you to edit the Job Ticket.

Creating the Job Ticket is very simple. First you enter general job information, such as the job name, client and invoicing information. A special section is available to add production notes.

The second step is page selection from the PageStore. PDF digital master pages can be easily exchanged, moved, added or deleted. Using a PDF preview function like Adobe Acrobat, jobs can be checked visually for content. Additionally, one click of the information button provides a comprehensive list of all elements, such as fonts, spot colors and embedded file formats.

Next you select process options such as imposition, trapping, and separation, including special settings for spot colors and screening techniques, all according to specific device requirements.

Finally you define device-specific output options such as media type or plate size, and output options. After that the job can be submitted for automatic processing.



Job Ticket Processing

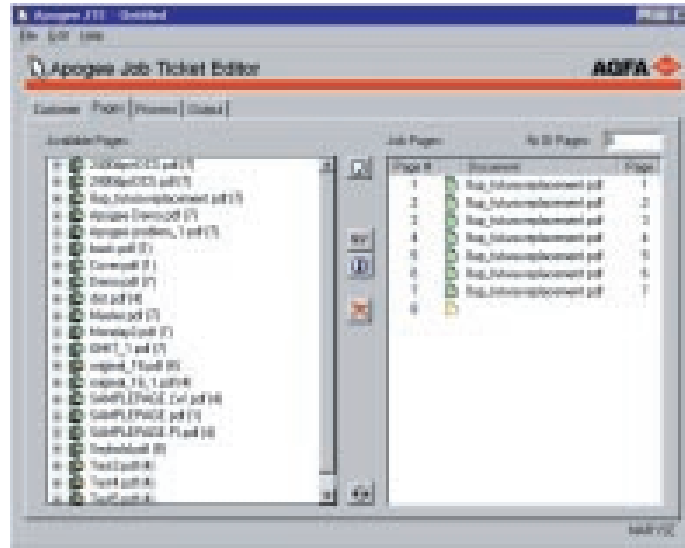
Based on the Job Ticket settings, Apogee Pilot routes the digital masters to the appropriate output process.

Apogee Imposition

Imposition is handled automatically by selecting one of the many pre-designed imposition templates accessible from the Job Ticket Editor. As required, interactive imposition adjustment is also possible prior to output.

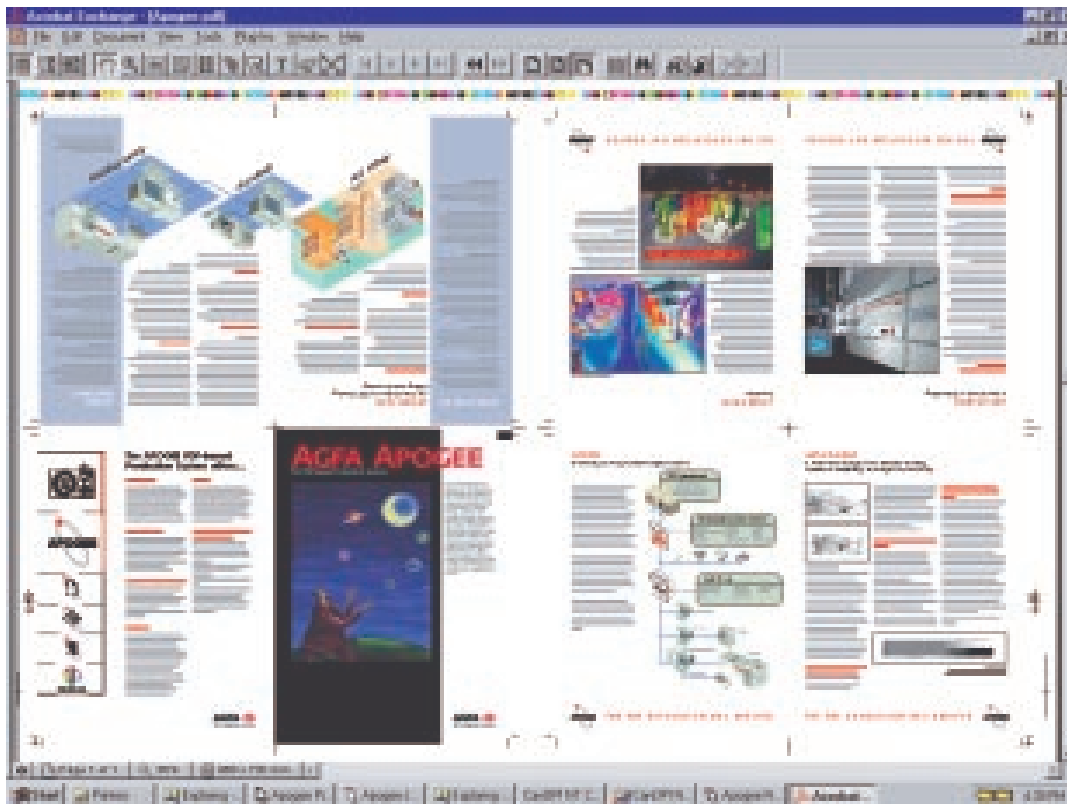
Apogee OPI

Apogee offers an optional NT-based OPI package. The component is completely integrated in the workflow and provides additional features such as high resolution image checking. For users with existing OPI solutions, Apogee Pilot can automatically direct files to an outside server queue. In either case, low-resolution images are replaced prior to routing to the Apogee PDF RIP. Alternatively, users can retain PSF or PS files with, or without, high resolution images for archiving or other applications.



Output Options

Early in the development process, Agfa realized that any new workflow could create legacy equipment challenges for customers. The Apogee Pilot can output PDF or "Normalized" PostScript files to maintain compatibility with almost any PostScript-compatible system from Agfa – and even other vendors. Pilot can output files of imposed flats or a continuous stream of pages. And digital masters can be specially created for proofing, with high or low resolution images, or for publishing on the Web or CD-ROM.



Preview of imposed files

This preview shows how Apogee Pilot delivers an 8-up imposed PDF file ready for

- remote approval
- imposition proofing
- native PDF Ripping in Apogee PDF RIPs.

FEATURES & BENEFITS

PostScript 3 RIP architecture

- Apogee PDF RIPs include an Adobe PostScript 3 interpreter to process native PDF and PostScript files and to render them for specific devices.
- Each comes with extended font sets, and can drive most any Agfa engine.

Performance

- Apogee PDF RIPs are multithreaded to take full advantage of modern NT multiprocessor architecture.
- Performance can be further increased by adding more RAM, a second CPU or using advanced storage technologies.

Remote User Interface

- Convenient client/server technology
- From any MAC or PC system on the network, the user can control the RIP, check logs, preview Print Image Files and approve them for production.

Unique Buffer and Preview

- Print Image Files can be stored to disk for preview and approval.
- Users can preview single and multi-page or imposed jobs or multiple views of a single page at different resolutions.
- Tools are available to zoom in to the dot level of color planes. What you look at are the real dots as they will appear on proof, film or plate.
- One more feature to reduce errors and cost.

Full Compatibility

- Apogee PDF RIPs support Accuset, SelectSet, Avantra imagesetters and Galileo, Antares and Polaris platesetters.
- Included are the professional Agfa PS Companion tools.
- Screening choices include the standard Agfa Balanced Screening and Adobe Accurate screens or the optional CristalRaster, Flexo and Gravure screens.

Flexibility

- Apogee RIPs are offered bundled with platforms, or packed to run on your own Macintosh or PC platform.

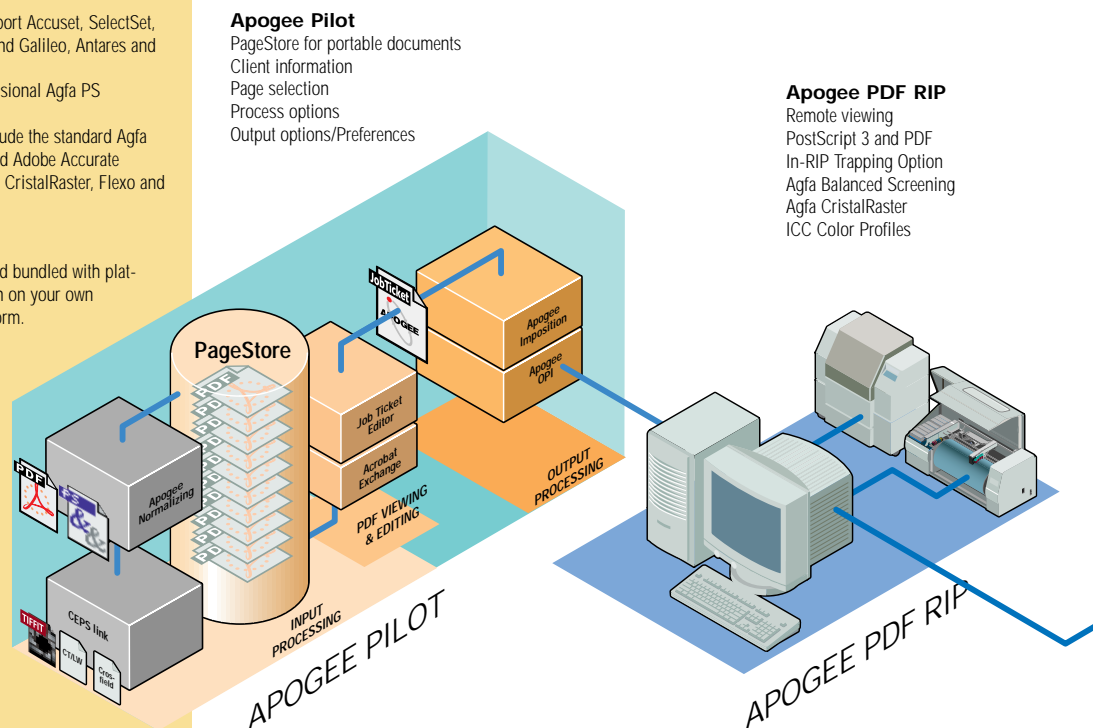
APOGEE PDF RIP Rendering into Print Image Files

Apogee Pilot normalizes the incoming files into PDF, collects the pages, imposes, does OPI image exchange and sends this imposed "digital flat" to an Apogee PDF RIP.

In the context of Apogee, the PDF RIP takes the device and format independent PDF digital master, and renders (rasterizes) it exactly for the selected output device. The result is a "Print Image File" (PIF), that contains all the dots that will appear on the film or plate. It also contains necessary engine control information. With PDF or PS interpretation of the file done upfront in the Apogee Pilot normalizing step, rendering is quick.

While rendering the PDF performs many tasks that were once in standalone graphic arts crafts. As instructed, the PDF RIP may perform screening, trapping and color separations. Specifications are controlled in Apogee Job Tickets.

For color management, Apogee PDF RIPs are fully compatible with the use of ICC profiles. Based on Agfa ColorTune technology, professional profiles can be created and used in the RIP, to tune the output to the color characteristics of the chosen output process and device. A decisive asset in an all digital workflow.



Apogee Pilot

- PageStore for portable documents
- Client information
- Page selection
- Process options
- Output options/Preferences

Apogee PDF RIP

- Remote viewing
- PostScript 3 and PDF
- In-RIP Trapping Option
- Agfa Balanced Screening
- Agfa CristalRaster
- ICC Color Profiles

APOGEE PRINTDRIVE

Manages the Print Image Files

For "direct-to" production, Agfa developed an output manager that is almost a system by itself: the Apogee PrintDrive.

Apogee PrintDrive manages the Print Image Files (PIF) output by one or more RIPs, and controls output flow to a variety of output devices including Agfa imagesetters, proofers, and platesetters.

These PIF files are managed by PrintDrive amount to "digital film" because like film, they contains every dot that will appear on the plate, and is 100% final and ready to image. They are the equivalent of the final films you used in a conventional workflow to expose printing plates.

Apogee PrintDrive allows you to do the things you were used to do with film...in a completely digital way! You can preview the jobs on-screen, right to the dots to check angles and traps, proof on a wide-format printer and quickly remake plates.

The optional QuickFix/DoubleBurn allow for last minute patch corrections, and plate-image assembly.

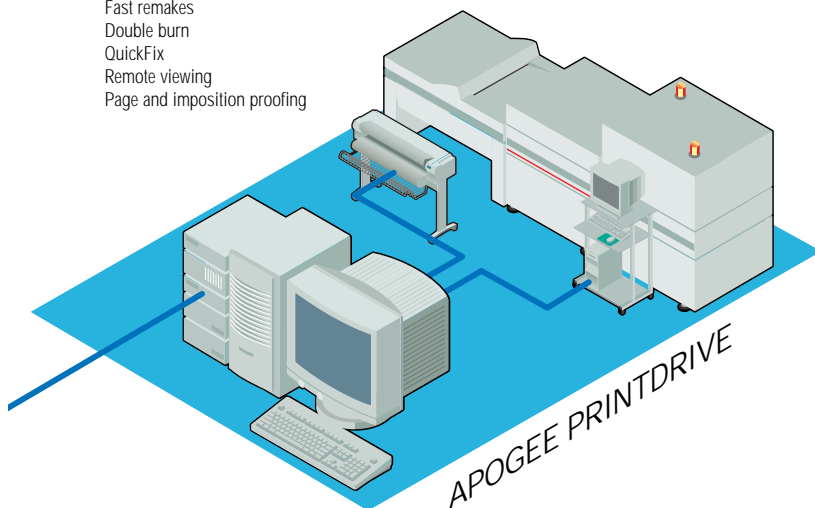
Jobs can be automatically queued and organized by priority and media. Image Files are stored in a compressed format, speeding network transmission times and reducing disk storage requirements. Typical configurations hold several shifts of work on-line, more with extra disks or network storage.

For volume applications, can be fed by multiple PDF RIPs over a TCP/IP network. This unique feature allows you to physically separate the rendering from the actual plate production, so your PDF RIP can be in the desktop department and the PrintDrive can sit next to the output device, even in another town. It also ensures that your platesetter is running at full capacity.

Apogee PrintDrive also supports input from existing Agfa PostScript Level 2 RIPs, and even some 3rd party systems.

Apogee PrintDrive

Multiple RIP input
Compression/Decompression
Buffering and Back-up
Print Image File management
Imagesetter or platesetter output
Fast remakes
Double burn
QuickFix
Remote viewing
Page and imposition proofing



FEATURES & BENEFITS

Performance and Productivity

Apogee PrintDrive offers:

- input by multiple RIPs over the TCP network,
- a "RIP-ahead" workflow to productively create finished jobs that can be grouped by media or priority and imaged later, even unattended.
- the storage of Print Image Files for engines or media that are not physically connected or immediately available.
- absolute reduction of idle time: RIPs are never waiting for the engine to free, nor is the engine waiting for the RIP. Everything runs at full capacity.
- immediate plate remakes.

Remote User Interface

- Modern and convenient client/server technology
- From any MAC or PC system on the network, the user can control the PrintDrive, check logs, preview Print Image Files and approve them for production.

Preview and "see the dots"

- Users can preview single and multi-page or imposed jobs or multiple views of a single page at different resolutions. • Tools are available to zoom in to the dot level of color planes. What you look at are the real dots as they will appear on proof, film or plate. One more feature to reduce errors and cost.

Print Image Files are like Film

- Print Image Files are compressed to ease network traffic and save disk space.
- You can archive on disk cartridge, CD or any server on the network.

Digital Imposition Proofing

- Print Image Files that are pages or flats can be proofed on wide-format proofers for imposition proofs or "blue-lines". Once approved, the same file can be sent for output without re-rasterizing.

Last minute corrections

- The optional QuickFix/DoubleBurn lets you digitally combine plate images and "cut in" last minute changes without re-rendering.



Apogee PDF-based Production System

Full Scope of Industry Know-how and Technology

Agfa developed Apogee by working closely with key suppliers in the graphics industry for imposition, OPI, and file conversion.

Leading technology includes:

- Adobe Acrobat, PDF, and CPSI technology.
- Apogee PDF RIPs
- Agfa ColorTune to create and use ICC profiles,
- Agfa CristalRaster, Agfa Balanced Screening
- Agfa software and hardware output technology.

Agfa Apogee - Working with You...

Agfa backs-up this new technology with full service and support. Agfa consultants will explain the various options and suggest the best possible bundles for your prepress environment. Your Apogee system will be installed and customized to your specific prepress environment by Agfa. Additionally, Agfa Apogee experts are available on-line on the Agfa Website. Have a question? Wondering what Apogee can do for your particular situation? Just check us out on Apogee on-line...www.agfa.com.

APOGEE



APOGEE PILOT



APOGEE RIP



APOGEE PRINTDRIVE



ISO 9001 LABEL

Agfa and Agfa rhombus are registered trademarks of Agfa-Gevaert AG. Apogee, ColorTune, PDF Pilot, PrintDrive, Taipan, and Viper are trademarks of Agfa-Gevaert N.V.

Adobe, PostScript, Acrobat are trademarks of Adobe Systems, Inc. which may be registered in certain jurisdictions. All product specifications are subject to change without notice.

© Copyright 1998 by Agfa-Gevaert N.V. All rights reserved.
Printed in Belgium by TCR.

GB 1998 03

Argentina, Agfa-Gevaert, Argentina S.A.,
Tel.: 54-1-958-5767/5770, Fax: 54-1-983-5052
Australia, Agfa-Gevaert Ltd.,
Tel.: 61-3-9264-7711, Fax: 61-3-9264-7895
Austria, Agfa-Gevaert G.m.b.H.,
Tel.: 43-222-850-2232, Fax: 43-222-850-2385
Belgium, Agfa-Gevaert N.V.,
Tel.: 32-3-450-9866, Fax: 32-3-450-9888
Belgium, Agfa-Gevaert N.V., Direct Export,
Tel.: 32-3-444-7120, Fax: 32-3-444-7119
Brazil, Agfa-Gevaert do Brasil Ltda,
Tel.: 55-11-5188-6430, Fax: 55-11 5188 6469
Canada, Agfa Division, Bayer, Inc.,
Tel.: 1-416-241-1110, ext 4032,
Fax: 1-416-241-5409
Caribbean and Central America,
Agfa, Division Bayer,
Tel.: 305-592-6522, Fax: 305-593-8521
Chile, Agfa-Gevaert Ltda.,
Tel.: 56-2-360-7600, Fax: 56-2-360-7642
China, Hong Kong, Agfa Hong Kong Ltd.,
Tel.: 852-2555-9421, Fax: 852-2555-2480
Colombia, Hoechst Colombiana S.A.,
Tel.: 57-1-410-1077, Fax: 57-1-295-4197
Czech Republic, Agfa Division, Bayer S.R.O.,
Tel.: +42-2-66101-623, Fax: +42-2-66101-699
Denmark, Agfa-Gevaert A/S, Grafiske Systemer,
Tel.: +45 4326 6766, Fax: +45 4326 6701
Finland, Oy Agfa-Gevaert AB,
Graafiset järjestelmät,
Tel.: 358-9-88781, Fax: 358-9-8878-278
France, Agfa-Gevaert S.A.,
Tel.: 33 1 47 32 71 77, Fax: 33 1 47 32 73 64
Germany, Agfa Deutschland,
Vertriebsgesellschaft mbH & Cie.,
Tel.: 49-221-5717-0, Fax: 49-221-5717-248
Greece, Agfa-Gevaert A.E.B.E.,
Tel.: 30-1-576-3200, Fax: 30-1-574-4900
Hungary, Agfa Division, Bayer Hungaria Kft,
Tel.: 361 212 1540, Fax: 361 212 1574
Ireland, Agfa Ltd.,
Tel.: 353-1-4506733, Fax: 353 -1-4565267
Italy, Agfa-Gevaert S.p.A.,
Tel.: 39-2-3074-1, Fax: 39-2-3074-429
Japan, Agfa-Gevaert Ltd.,
Tel.: 81-3-5704-3140, Fax: 81-3-5704-3089
Korea, Agfa Korea Ltd.,
Tel.: 82-2-262-4200, Fax: 82-2-274-9764
Luxembourg, Agfa-Gevaert S.A.,
Tel.: 352-44-20-44-1, Fax: 352-45-04-37
Malaysia, Agfa Film (Malaysia) Sdn. Bhd.
Tel.: 60-3-7574200, 60 3 757 4700
Mexico, Agfa Division,
Tel.: (525) 728 32 13, Fax: (525) 728 32 10
Netherlands, Agfa-Gevaert B.V.,
Tel.: (31) 70 4131211, Fax: (31) 70 4131585
New Zealand, Agfa Division, Bayer Ltd.,
Tel.: 649-443-5500, Fax: 649-443-8855
Norway, Agfa-Gevaert A.S., Grafiske Systemer,
Tel.: 47 67 06 88 00, Fax: 47 67 06 07 53
Poland, Agfa Sp.,
Tel.: 48-22-636-7576, Fax: 48-22-38-9114
Portugal, Agfa-Gevaert Ltd,
Tel.: 351 1 414 6700 Fax: 351 1 414 6780
Singapore, Agfa Division, Bayer Pte. Ltd.,
Tel.: 65-261-3389, Fax: 65-265-6559
South Africa, Agfa Division, Bayer Pty. Ltd.,
Tel.: 27-11-921-5562, Fax: 27-11-921-5419
Spain, Agfa-Gevaert, S.A.,
Tel.: 34.3.476-7600, Fax: 34.3.476-7856
Sweden, Agfa-Gevaert AB,
Tel.: 46-8-793 01 00, Fax: 46-8-793 01 71
Switzerland, Agfa-Gevaert AG,
Tel.: 41-1-823-71-11, Fax: 41-1-823-73-76
Taiwan, Agfa Division,
Tel.: 886-2-503-9123, Fax: 886-2-504-4819
UK, Agfa Gevaert Ltd.,
Tel.: 44-181-231-4200, Fax: 44-181-231-4957
USA, Agfa Division, Bayer Corporation,
Tel. 1-800-227-2780, Fax: 908-534-5151
Venezuela, Agfa-Gevaert S.A.,
Tel.: 58-2-203-9000, Fax: 58-2-239-0477

Internet address:
www.AgfaHome.com

AGFA 
The complete picture.

ATTACHMENT E



Adobe

ProductionPath™ Workflow

PDF Workflow For Color Printing

- **Michael Jahn**
- **PDF Evangelist**
- **Agfa Gevaert, NV**

www.jahn.org

www.digitalroadmaps.com

AGFA





PDF Workflow For Color Printing

Agfa's implementation of Adobe Technologies

- **Adobe PostScript 3**
- **Adobe PostScript Extreme**
- **Adobe In-Rip Trapping**





Is it ready?

PDF works TODAY!

- **For Digital Ad Exchange**
- **For High-End Prepress**
- **For 4 color PLUS printing**
- **For additional value added services**





Investing In PDF Workflows

You can do more today...

- **PJTF**
- **FDF**
- **gets even better in the future!**





If You Are Using PostScript...

PDF is Emerging

- PDF does not break anything
- PDF resolves many problem PS files





Adobe

Not Getting PDF Files Today?

Not an issue!

- **PostScript 3 can help!**
- **In-Rip Trapping works on all PostScript files**
- **PostScript Extreme can help too!**





Adobe

Adobe PostScript 3

- **Smooth blends**
- **Kanji Fonts (2 byte)**
- **Idiom recognition**
- **Smaller PostScript**
- **Faster Interpreter**

AGFA





Adobe

Unique Agfa features for PS3

- **Control via network (AgfaSet)**
- **Color Management (ColorTune)**
- **Agfa Balanced Screening**
- **Agfa CristalRaster Screening**
- **Preview of “Digital Film”**
- **Full functioning composite workflow with In-Rip Trapping**

AGFA 



Adobe

Adobe In-RIP Trapping

- **Global rip based trapping**
- **User controllable trapping**
- **Zone trapping**
- **Rich Black and Spot Support**
- **Sliding Traps (blend to blend)**
- **In image trapping**
- **Ink type selection options**
- **Duotone & Spot traps**

AGFA





Unique Agfa features for IRT

- **Preview via network**
- **User GUI**
- **Quark XPress XTension**
- **Adobe Acrobat Plug-in**
- **Adjustment of display
(for checking with preview)**
- **Works with PageMaker 6.52
IRT Plug-in**





Adobe PostScript Extreme

- **Accepts PDF and PostScript**
- **Creates PDF (Normalizer)**
- **Uses PJTF
(Portable Job Ticket Format)**
- **Uses PageStore**
- **View & Edit PDF**





Unique Agfa features for Extreme

Modular Implementation

- **Apogee Pilot**
 - **Manages PDF workflow**
- **Apogee PDF Rip**
 - **Converts PDF to bitmap**
- **Apogee PrintDrive**
 - **Manages bitmap workflow**





Unique Agfa features for Extreme

Job Ticket Editor

- **Assign Job & Client information**
- **Page selection/replacement**
- **Process definition**
- **In-Rip Separation GUI**
- **In-Rip Trapping GUI**
- **Imposition & OPI**





Unique Agfa features for Extreme

Input - (options for transition)

- **PDF, PostScript, EPS, TIFF/IT**
- **Scitex CT/LW, Crosfield Textran**
- **CopyDot scans**
- **Spot to spot blends**
- **Duotone, Tritone & Quadtones**
- **Bleed Area support**





Thanks for your attention!

Question / Answers

Visit Demo area and see

- **Apogee**
- **Avantra 30**
- **Antares**
- **PolaProof & Dryjet**






Adobe

IRT Demo

Agfa Demo Highlight

- Trapping Type Blends



AGFA



ATTACHMENT F



PPA @ BERMAN, Nov 7th 1998

PDF & Workflow


What about Color Mangement?

- **Michael Jahn**
- **PDF Evangelist, Agfa**

www.jahn.org

www.digitalroadmaps.com





PDF Workflow For Color Printing

Agfa's implementation of Adobe Technologies

- Adobe PostScript 3
- Adobe PostScript Extreme
- Adobe In-RIP Trapping
- * ICC, DeviceN - S&M?





Is it ready?

PDF works TODAY!

- **For Digital Ad Exchange**
 - **For High-End Prepress**
 - **For 4 color PLUS printing**
 - **As long as the spot is a flat tint....**
- * NO bump plates in images**





PDF trends

How was the page built

- **Composite images?**
- **Compressed -LZW or JPEG?**
- **DCS 1.0?**
- **DCS 2.0 images?**
- **Copydot scans?**





Types of PDF

- **Composite PDF**
- **Preseparated PDF**
- **Raster based PDF**
- **Preseparated copydot PDF**
- * **PDF/x**



Color Management in PDF

Not really “supported”

- Applied in PostScript
- Preserved in PostScript
- Like OPI - each system a little different...
- * Spots not supported ...






Color Management

Requires support at -

- **System level**
- **PostScript Drivers**
- **Applications**
- **Images & Object (type too!)**
- **RIP or system
(like an OPI server)**





Issues

- **Input profiles (applied)**
- **EPS files (no profile support)**
- **Overprint**
- **Spot color**
- **Duotones (tritones)**
- **Windows**
- **Adobe 3010 environment**





Bump in the road to CTP

Color manglement ...

- **Do we exchange linear?
(TIFF/IT & PDF)**
- **... or exchange compensated
(Film with dot gain...
... or Digital film -
screened bitmaps**





It depends on the B relationships

Who is billing who for what...

- **Who makes the plate?**
dot gain - grey balance
- **Who makes the proof?**
from Film or output device?

**What file type are we
proofing from?**



ATTACHMENT G



PDF in High End Prepress Workflow

IPP5 1998

- **Michael Jahn**
- **PDF Evangelist**
Agfa Geveart, NV
www.jahn.org
www.digitalroadmaps.com





PDF Workflow For Color Printing

Agfa's implementation of Adobe Technologies

- **Adobe PostScript 3**
- **Adobe PostScript Extreme**
- **Adobe In-Rip Trapping**






Is it ready?

PDF works TODAY!

- **For Digital Ad Exchange**
- **For High-End Prepress**
- **For 4 color PLUS printing**
- **For additional value added services (CD-ROM & Internet)**

AGFA 




Investing In PDF Workflows

You can do more today...

- PJTF
- FDF
- PDF Editing (soon - K2)!






If You Are Using PostScript...

PDF is Emerging

- PDF does not break anything
- PDF resolves many problem PS files
- DeviceN & Color management






Not Getting PDF Files Today?

Not an issue!

- **PostScript 3 can help!**
- **In-RIP Trapping works on all PostScript files**
- **PostScript Extreme enables IP based drag and drop!**






Adobe PostScript 3

- **Smooth blends**
- **Kanji Fonts (2 byte)**
- **Idiom recognition**
- **Smaller PostScript**
- **Faster Interpreter**






Unique Agfa features for PS3

- **Control via network (AgfaSet)**
- **Color Management (ColorTune)**
- **Agfa Balanced Screening**
- **Agfa CristalRaster Screening**
- **Preview of “Digital Film”**
- **Full functioning composite workflow with In-RIP Trapping**






Adobe In-RIP Trapping

- **Global rip based trapping**
- **User controllable trapping**
- **Zone trapping**
- **Rich Black and Spot Support**
- **Sliding Traps (blend to blend)**
- **In image trapping**
- **Ink type selection options**
- **Duotone & Spot traps**

AGFA






Unique Agfa features for IRT

- **Preview via network**
- **User GUI**
- **Quark XPress XTension**
- **Adobe Acrobat Plug-in**
- **Adjustment of display
(for checking with preview)**
- **Works with PageMaker 6.52
IRT Plug-in**






Adobe PostScript Extreme

- **Accepts PDF and PostScript**
- **Creates PDF (Normalizer)**
- **Uses PJTF
(Portable Job Ticket Format)**
- **Uses PageStore**
- **View & Edit PDF**






Unique Agfa features for Extreme

Modular Implementation

- **Apogee Pilot**
 - **Manages PDF workflow**
- **Apogee PDF Rip**
 - **Converts PDF to bitmap**
- **Apogee PrintDrive**
 - **Manages bitmap workflow**






Unique Agfa features for Extreme

Job Ticket Editor

- **Assign Job & Client information**
- **Page selection/replacement**
- **Process definition**
- **In-RIP Separation GUI**
- **In-RIP Trapping GUI**
- **Imposition & OPI**






Unique Agfa features for Extreme

Input - (options for transition)

- PDF, PostScript, EPS, TIFF/IT
- Scitex CT/LW, Crosfield Textran
- CopyDot scans
- Spot to spot blends
- Duotone, Tritone & Quadtones
- Bleed Area support





Color Management

Requires support at -

- **System level**
- **PostScript Drivers**
- **Applications**
- **Images & Object (type too!)**
- **RIP or system
(like an OPI server)**






Issues

- **Input profiles (applied)**
- **EPS files (no profile support)**
- **Overprint**
- **Spot color**
- **Duotones (tritones)**
- **Windows**
- **Adobe 3010 environment**

AGFA






Unique Agfa features for Acrobat

Agfa Acrobat Exchange Plug-ins

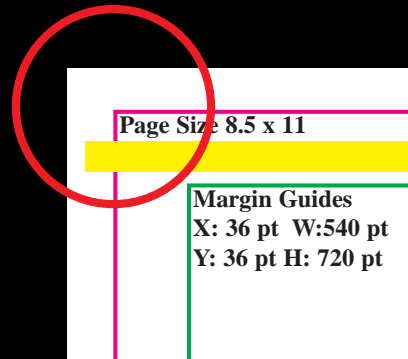
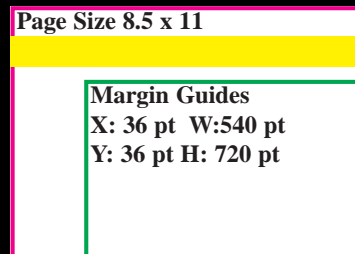
- **Agfa Bleed Viewer**
- **Agfa In-RIP Trapping Plug-In**
- **Agfa In-RIP Separation Prefs**






Agfa Bleed Viewer Plug-in

View objects outside MediaBox



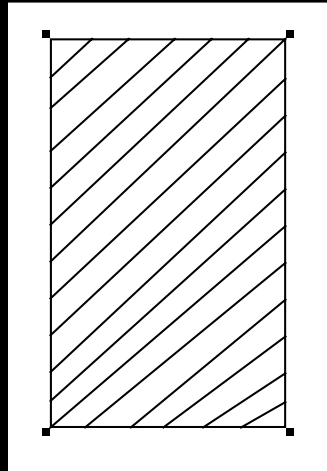
Enables bleed imposition





Agfa In-RIP Trapping Plug-In

IRT GUI



Global Trapping Preferences

Details

Trap Color Density Reduction: %

Sliding Trap Color Limit: %

Relative Color Step Limit: %

Intended Frequency: lpi

Black trapping rules apply when both:


Color Density Exceeds:

Color Tint Value Exceeds: %

Current trap set:

Reset Save Load Cancel OK





A Peek at PostScript Extreme

Agfas Implimentation of Extreme

- Normalizer
- PJTF
- PageStore
- PDF, PJTF with IRS & IRT in PDF on NT with ICC. (oof)

