



US005690613A

# United States Patent [19]

[11] Patent Number: **5,690,613**

Verbeek

[45] Date of Patent: **Nov. 25, 1997**

[54] **RAPID EXCHANGE HIGH PRESSURE TRANSITION FOR HIGH PRESSURE CATHETER WITH NON-COMPLIANT BALLOON**

5,496,346	3/1996	Horzewski et al.	604/194
5,545,134	8/1996	Hilaire et al.	604/96
5,549,556	8/1996	Ndondo-Lay et al.	604/102
5,549,557	8/1996	Steinke et al.	604/103
5,567,203	10/1996	Euteneuer et al.	604/96

[75] Inventor: **Maurice T.Y. Verbeek**, Geleen, Netherlands

### FOREIGN PATENT DOCUMENTS

[73] Assignee: **Medtronic, Inc.**, Minneapolis, Minn.

9217236 10/1992 WIPO .

[21] Appl. No.: **759,696**

*Primary Examiner*—Glenn K. Dawson  
*Attorney, Agent, or Firm*—Dianne M.F. Plunkett; Harold R. Patton

[22] Filed: **Dec. 6, 1996**

### [57] ABSTRACT

[51] Int. Cl.<sup>6</sup> ..... **A61M 29/00**  
 [52] U.S. Cl. .... **604/103; 604/96; 606/194**  
 [58] Field of Search ..... 604/96-104, 282;  
 128/898; 606/191-200, 108; 600/201, 204,  
 207

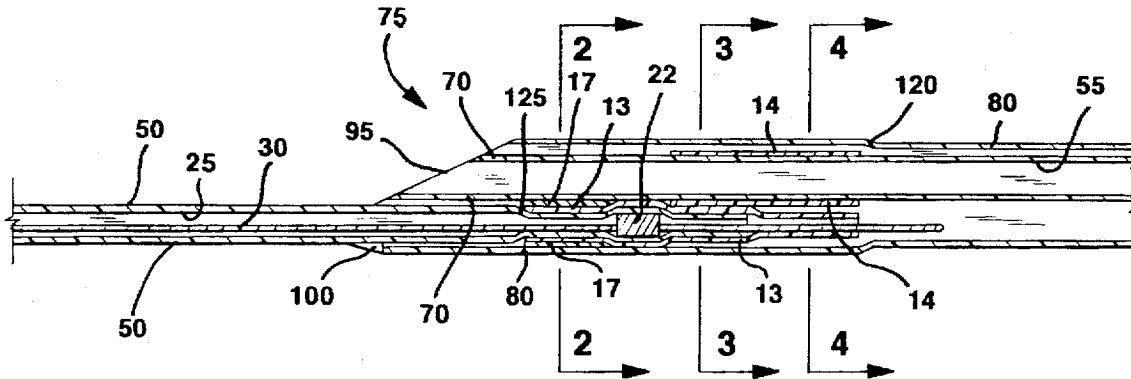
A medical catheter is provided which includes a core wire extending longitudinally through inflation tubing. The inflation tubing defines an inflation lumen. The distal end of the inflation tubing extends longitudinally through a tubular first reinforcement band which terminates distal to the distal end of the inflation tubing. An inner lumen tube defines a guidewire lumen, the inner lumen tube being biaxial with the inflation tubing and running longitudinally along the outer diameter of the inflation tubing. The inner lumen tube extends longitudinally through a shim tube which has a longitudinal slit running along its top side. The inner lumen tubing which has the shim coaxially bonded thereon extends longitudinally through a shaft tube. The inflation tube with the first reinforcement band coaxially bonded thereon also extends longitudinally through the shaft tube. The shaft tube is bonded to the inner lumen tube and to the inflation tube. A metal piece may be bonded to the inflation tube. An inflatable balloon is mounted at the distal end of the shaft tube, the balloon is in fluid communication with the inflation lumen.

### [56] References Cited

#### U.S. PATENT DOCUMENTS

4,655,746	4/1987	Daniels et al.	604/53
4,748,982	6/1988	Horzewski et al.	.
4,762,129	8/1988	Bonzel	.
4,771,777	9/1988	Horzewski et al.	.
5,040,548	8/1991	Yock	.
5,061,273	10/1991	Yock	606/194
5,180,367	1/1993	Kontos et al.	604/101
5,242,396	9/1993	Evard	604/96
5,279,562	1/1994	Sirhan et al.	604/96
5,300,025	4/1994	Wantink	604/96
5,328,472	7/1994	Steinke et al.	604/102
5,364,376	11/1994	Horzewski et al.	604/280
5,410,797	5/1995	Steinke et al.	.
5,451,233	9/1995	Yock	604/194

22 Claims, 3 Drawing Sheets



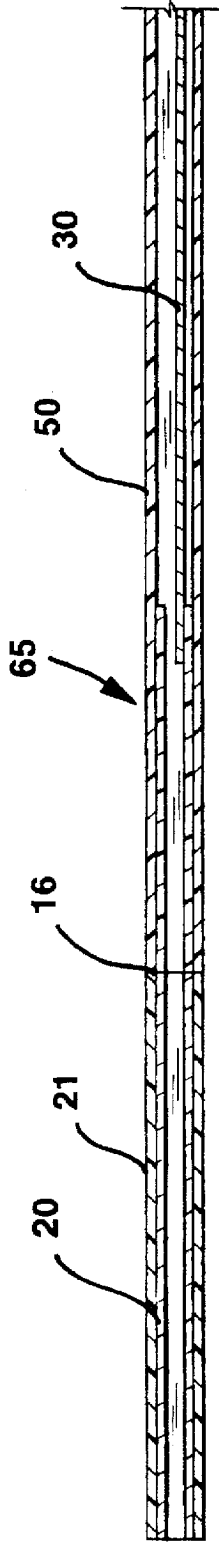


FIG. 1A

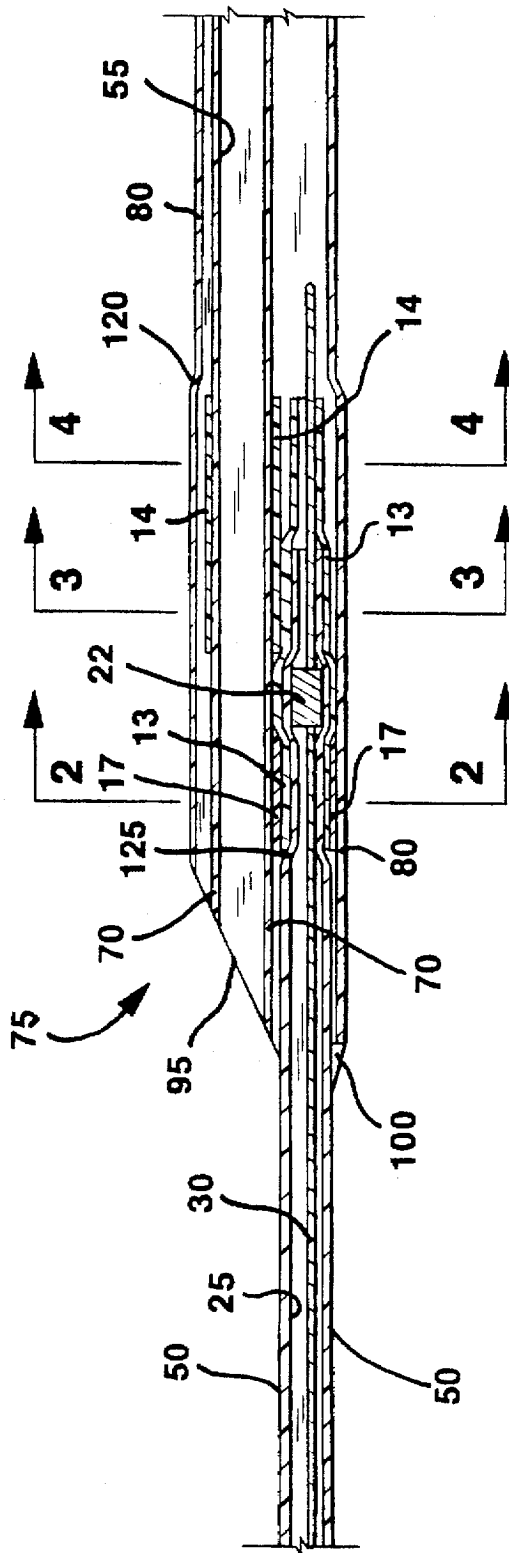


FIG. 1B

FIG. 1  
FIG. 1A    FIG. 1B    FIG. 1C

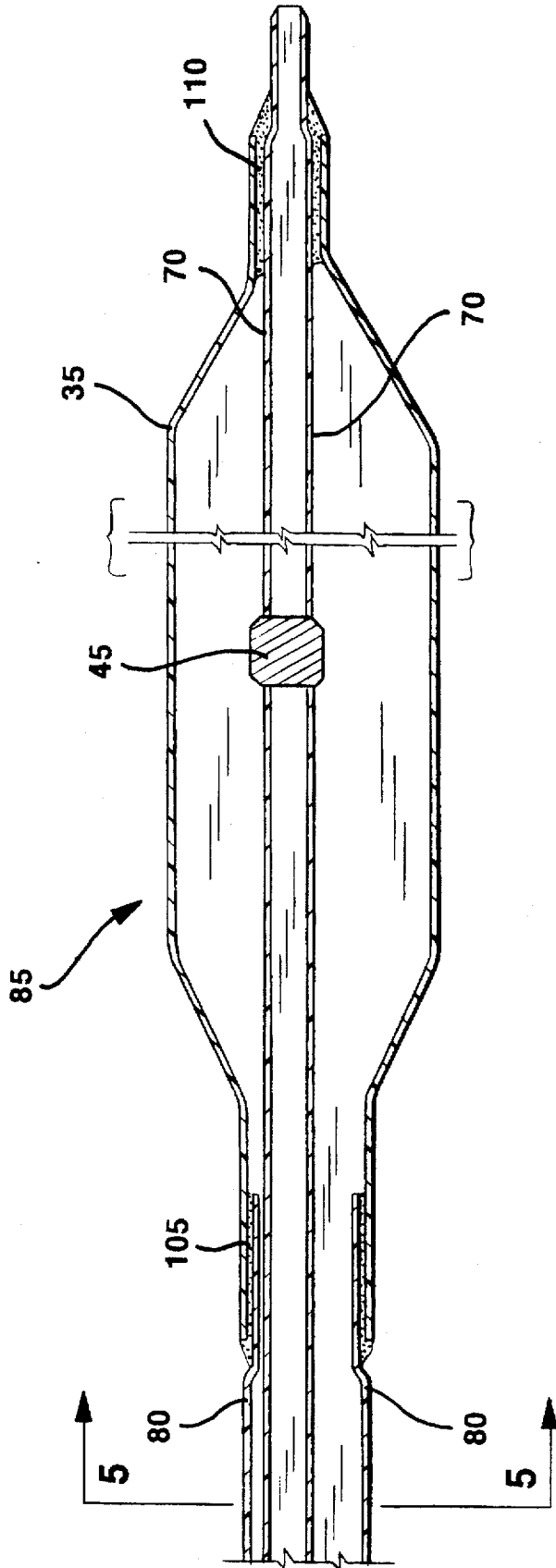


FIG. 1C

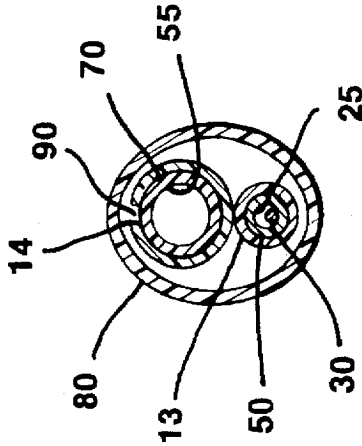


FIG. 3

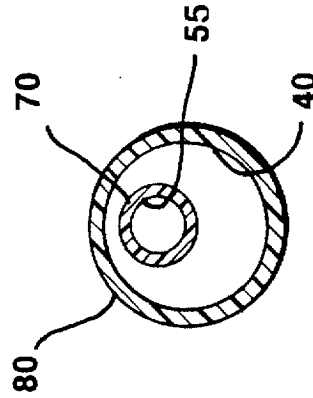


FIG. 5

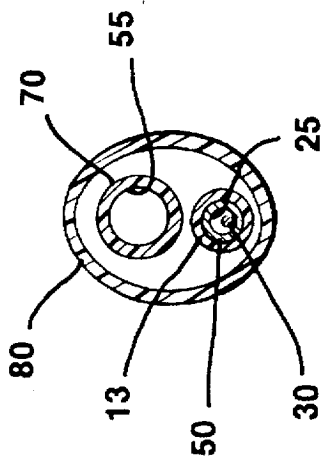


FIG. 2

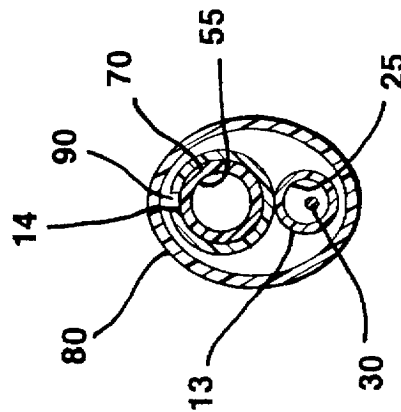


FIG. 4

**RAPID EXCHANGE HIGH PRESSURE  
TRANSITION FOR HIGH PRESSURE  
CATHETER WITH NON-COMPLIANT  
BALLOON**

**FIELD OF THE INVENTION**

The present invention relates to angioplasty catheters, and more particularly, to a shaft transition section for a rapid exchange high pressure balloon catheter.

**BACKGROUND OF THE INVENTION**

One of the therapeutic procedures applicable to the present invention is known as percutaneous transluminal coronary angioplasty (PTCA). This procedure can be used, for example, to reduce arterial build-up of cholesterol fats or atherosclerotic plaque. Typically a first guidewire of about 0.038 inches in diameter is steered through the vascular system to the site of therapy. A guiding catheter, for example, can then be advanced over the first guidewire to a point just proximal of the stenosis. The first guidewire is then removed. A balloon catheter on a smaller 0.014 inch diameter second guidewire is advanced within the guiding catheter to a point just proximal of the stenosis. The second guidewire is advanced into the stenosis, followed by the balloon on the distal end of the catheter. The balloon is inflated causing the site of the stenosis to widen. The original catheter can then be withdrawn and a catheter of a different size or another device such as an atherectomy device can be inserted.

Conventional angioplasty balloons fall into high, medium, and low pressure ranges. Low pressure balloons are those that have burst pressures below 6 atmospheres ( $6.1 \times 10^5$  Pascals). Medium pressure balloons are those that have burst pressures between 6 and 12 atm ( $6.1 \times 10^5$  and  $1.2 \times 10^6$  Pa). High pressure balloons are those that have burst pressures above 12 atm ( $1.2 \times 10^6$  Pa). Burst pressure is determined by such factors as wall thickness and tensile strength, for example.

High pressure balloons are desirable because they have the ability to exert more force and crack hard lesions. High pressure balloons are also useful in stent deployment. A biocompatible metal stent props open blocked coronary arteries, keeping them from reclosing after balloon angioplasty. A balloon of appropriate size and pressure is first used to open the lesion. The process is repeated with a stent crimped on a high pressure balloon. The stent is deployed when the balloon is inflated. A high pressure balloon is useful for stent deployment because the stent must be forced against the artery's interior wall so that it will fully expand thereby precluding the ends of the stent from hanging down into the channel encouraging the formation of thrombus.

Rapid exchange catheters are those which have shorter guidewire lumens passing from the distal end of the catheter through the balloon and opening to the exterior of the catheter somewhere proximal to the balloon. Catheter exchanges over the guidewire are easier to accomplish because they can be done with a single operator rather than two operators as required by over-the-wire catheters.

The catheter shaft area where the proximal end of the guidewire lumen begins is known as the transition area. Maintaining flexibility, a low profile and a strong bond in the transition area is difficult when high pressures of greater than 450 psi (31 bar) are used. With such pressures, parts could delaminate and separate. Typically, the area having the least bond strength, with the exception of the balloon area, is at the transition section where components meet and the tubing is necked down and/or weakened by heat.

U.S. Pat. Nos. 5,328,472 and 5,410,797 to Steinke et al. disclose flexible biaxial tubes which form the transition region. The rated burst pressure for this product is 10 bar with a transition area capable of 14 bar.

U.S. Pat. No. 5,545,134 to Hilaire et al. discloses a tube which comprises in its upper part a channel with a substantially circular cross-section which, once drawn, constitutes the second inner duct for the passage of a guide-wire, and in its lower part a second channel with a cross-section having substantially the shape of a crescent or kidney, which progressively disappears by stretching.

U.S. Pat. No. 5,549,556 to Ndondo-Lay et al in FIG. 6 and U.S. Pat. No. 5,549,557 to Steinke et al in FIG. 2 disclose a biaxial guidewire and inflation lumen. The inflation lumen being defined by a spring coil and an inflation lumen jacket with a central core wire. Such a transition construction withstands pressures of up to 400 psi.

What is needed is a rapid exchange catheter with a shaft transition that can reliably withstand internal pressure of at least 450 psi (31 bar) without leaking or rupturing which is relatively easy, consistent and reliable to manufacture.

**SUMMARY OF THE INVENTION**

The above features and advantages of the present invention, as well as others, are accomplished by providing a medical catheter comprising a core wire extending longitudinally through inflation tubing. The inflation tubing defines an inflation lumen. The distal end of the inflation tubing extends longitudinally through a tubular first reinforcement band which terminates distal to the distal end of the inflation tubing. An inner lumen tube defines a guidewire lumen, the inner lumen tube being biaxial with the inflation tubing and running longitudinally along the outer diameter of the inflation tubing. The inner lumen tube extends longitudinally through a shim tube which has a longitudinal slit running along its top side. The inner lumen tubing which has the shim coaxially bonded thereon extends longitudinally through a shaft tube. The inflation tube with the first reinforcement band coaxially bonded thereon also extends longitudinally through the shaft tube. The shaft tube is bonded to the inner lumen tube and to the inflation tube. A metal piece may be bonded to the inflation tube. An inflatable balloon is mounted at the distal end of the shaft tube, the balloon is in fluid communication with the inflation lumen.

**BRIEF DESCRIPTION OF THE DRAWINGS**

FIG. 1A is a longitudinal cross section of the proximal end of the shaft of the present invention;

FIG. 1B is a longitudinal cross-section of the transition section;

FIG. 1C is a longitudinal cross-section of the balloon;

FIG. 2 is a cross-section taken along the lines 2—2 of FIG. 1B before heat shrinking;

FIG. 3 is a cross-section taken along the lines 3—3 of FIG. 1B before heat shrinking;

FIG. 4 is a cross-section taken along the lines 4—4 of FIG. 1B before heat shrinking; and

FIG. 5 is a cross-section taken along the lines 5—5 of FIG. 1C.

**DETAILED DESCRIPTION OF THE  
PREFERRED EMBODIMENTS**

The present invention provides a 6 French compatible, rapid exchange catheter with a transition that can reliably

# Explore Litigation Insights

Docket Alarm provides insights to develop a more informed litigation strategy and the peace of mind of knowing you're on top of things.

## Real-Time Litigation Alerts



Keep your litigation team up-to-date with **real-time alerts** and advanced team management tools built for the enterprise, all while greatly reducing PACER spend.

Our comprehensive service means we can handle Federal, State, and Administrative courts across the country.

## Advanced Docket Research



With over 230 million records, Docket Alarm's cloud-native docket research platform finds what other services can't. Coverage includes Federal, State, plus PTAB, TTAB, ITC and NLRB decisions, all in one place.

Identify arguments that have been successful in the past with full text, pinpoint searching. Link to case law cited within any court document via Fastcase.

## Analytics At Your Fingertips



Learn what happened the last time a particular judge, opposing counsel or company faced cases similar to yours.

Advanced out-of-the-box PTAB and TTAB analytics are always at your fingertips.

## API

Docket Alarm offers a powerful API (application programming interface) to developers that want to integrate case filings into their apps.

## LAW FIRMS

Build custom dashboards for your attorneys and clients with live data direct from the court.

Automate many repetitive legal tasks like conflict checks, document management, and marketing.

## FINANCIAL INSTITUTIONS

Litigation and bankruptcy checks for companies and debtors.

## E-DISCOVERY AND LEGAL VENDORS

Sync your system to PACER to automate legal marketing.