

SunFlare Co., Ltd.

Shinjuku Hirose Bldg., 4-7 Yotsuya, Shinjuku-ku, Tokyo 160-0004

Phone: 03-3355-1168 Fax: 03-3355-0270

July 18, 2014

CERTIFICATE OF TRANSLATION


TO WHOM IT MAY CONCERN;

We, SunFlare, hereby certify that we translated the document below from Japanese into English. The translations are accurate and complete translations of relevant portions of the original document.

Translated Material: "DIAMANTE Owner's Manual"

Declarant hereby acknowledges that any willful false statements made in this Declaration are punishable by fine or imprisonment, or both. Furthermore, all statements made of Declarant's own knowledge are true, and all statements made on information and belief are believed to be true.

SunFlare Co., Ltd.


Hiroyuki SASAI
President

Owner's Manual

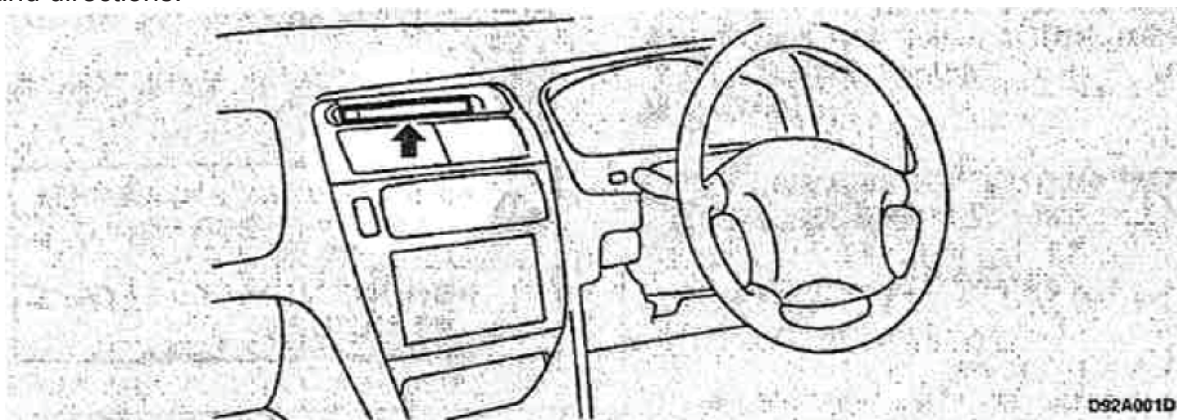
Keep this manual in your vehicle.
Please read thoroughly before driving.



Center message display★

JD92A-A

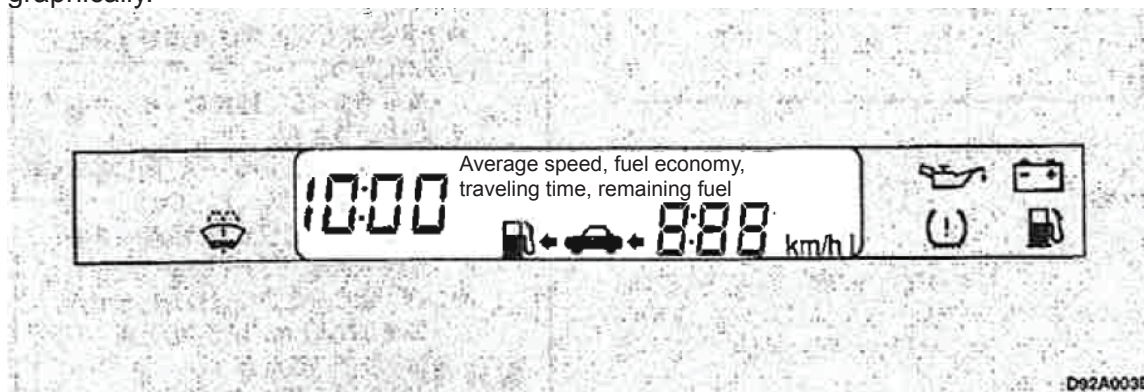
There are two types of center message displays: graphical type and message type. Center message displays show various warning lights, cruising distance, instantaneous fuel economy, and directions.



Graphical type

JD92A-B

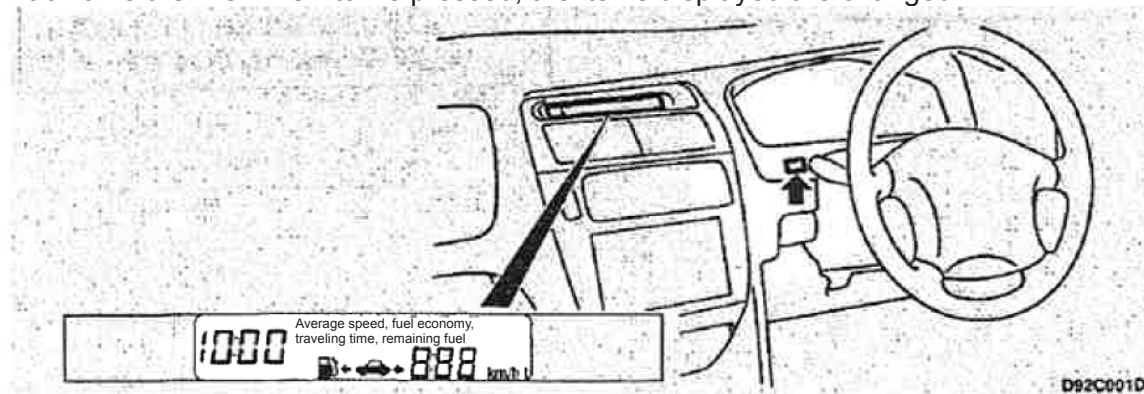
Shows cruising distance, instantaneous fuel economy, traveling time, and average speed graphically.



● MODE switch

JD92G-A


Each time the MODE switch is pressed, the items displayed are changed.

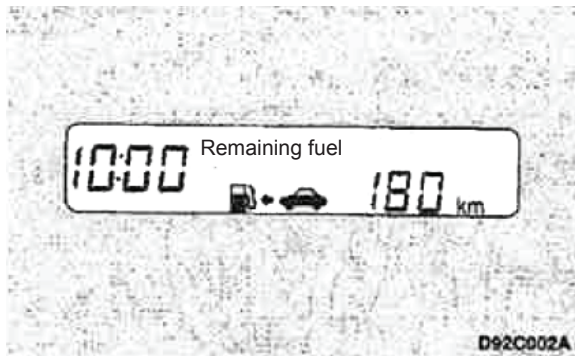


● **Cruising distance**

JD92C-A

Displays the maximum possible cruising distance based on the remaining fuel (how many kilometers you can drive with the remaining fuel) while the ignition is on.


<p>Advice</p> 	<ul style="list-style-type: none"> ● If the remaining fuel is approximately 8 L or less or the cruising distance is 50 km or shorter, “- - -” will flash. Refuel as soon as possible. ● When the vehicle has been idling for a long period of time while the engine is running, “- - -” is displayed. ● Cruising distance changes depending on driving conditions (road conditions, your manner of driving, and other conditions).
---	---

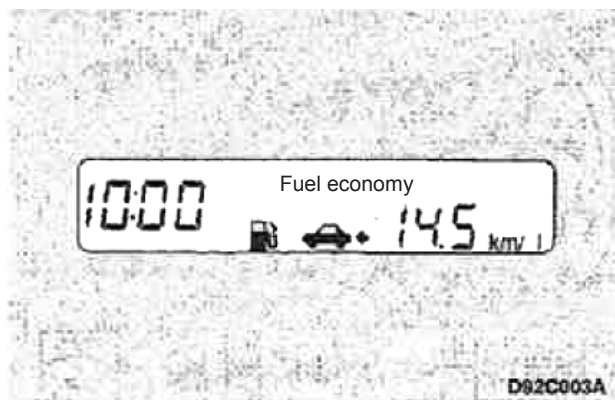


● **Instantaneous fuel economy**

JD92D-A

Displays the current fuel economy while the ignition is on.


<p>Advice</p> 	<ul style="list-style-type: none"> ● Instantaneous fuel economy changes depending on driving conditions (road conditions, your manner of driving, and other conditions).
---	---

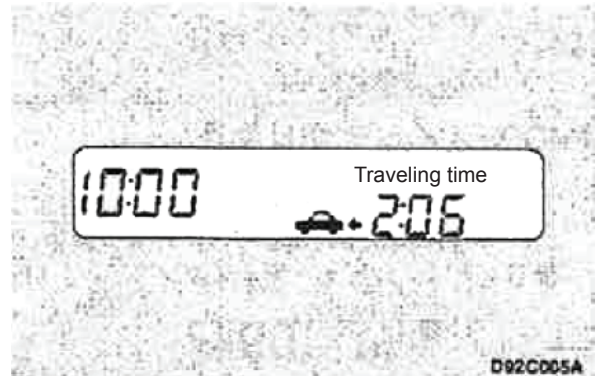


● **Traveling time**

JD92E-A

While the ignition is on, displays the time that has elapsed from the time the ignition switch was turned on until the present time.


<p>Advice</p> 	<ul style="list-style-type: none"> ● The time is displayed (up to 9 hours and 59 minutes). ● The time is reset when the engine is turned off.
---	---

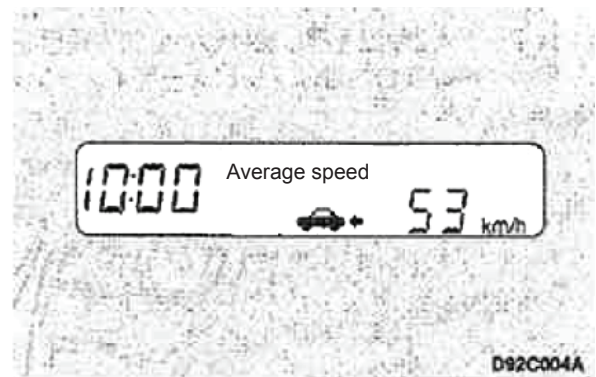


● **Average speed**

JD92F-A

While the ignition is on, displays the average vehicle speed from the time the ignition switch was turned on until the present time.

<p>Advice</p> 	<ul style="list-style-type: none"> ● The average speed is reset when the engine is turned off.
---	---

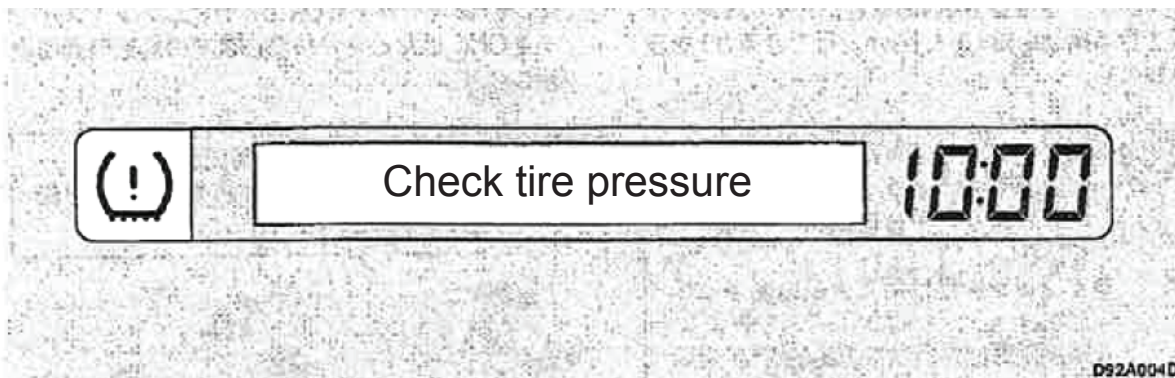


Message type

JD92A-G

Shows various warning lights, cruising distance, instantaneous fuel economy, and other information in messages. When the ignition switch is turned on, the display automatically shows cruising distance, instantaneous fuel economy, directions, traveling time, and average speed in turn.

Afterwards, it shows the item that had been displayed before the engine was turned off.

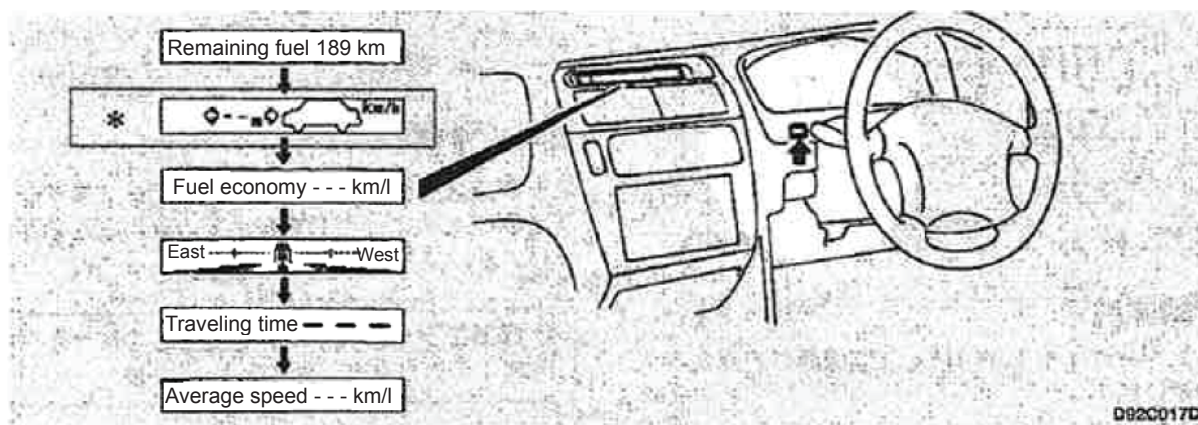


● MODE switch

JD92G-BB

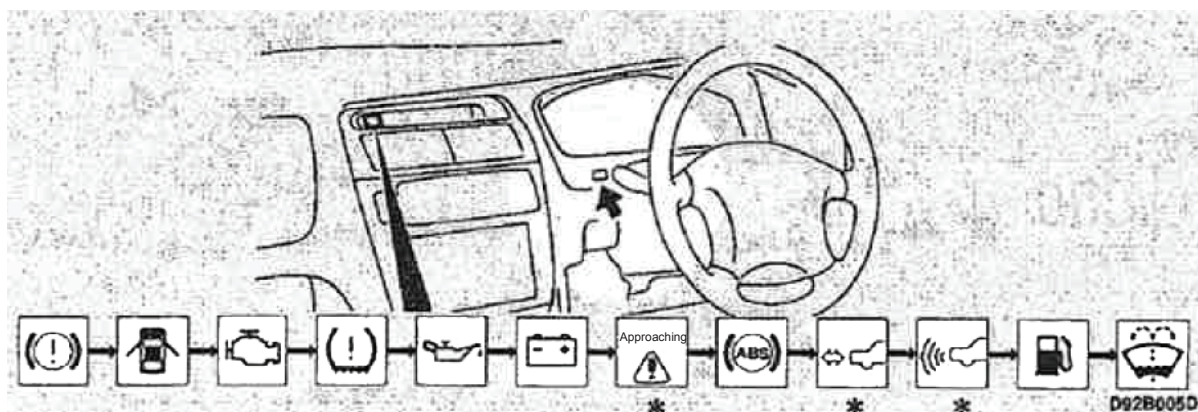
1. Each time the MODE switch is pressed, the item displayed is changed in the following order: cruising distance, preview distance control information, instantaneous fuel economy, directions, traveling time, and average speed.

*: Only vehicles with preview distance control display this item. See page 88.



2. Pressing the switch and holding it for two seconds or more causes all warning items to be displayed in turn.

*: Only vehicles with preview distance control display these warnings. See page 88.



Explore Litigation Insights

Docket Alarm provides insights to develop a more informed litigation strategy and the peace of mind of knowing you're on top of things.

Real-Time Litigation Alerts



Keep your litigation team up-to-date with **real-time alerts** and advanced team management tools built for the enterprise, all while greatly reducing PACER spend.

Our comprehensive service means we can handle Federal, State, and Administrative courts across the country.

Advanced Docket Research



With over 230 million records, Docket Alarm's cloud-native docket research platform finds what other services can't. Coverage includes Federal, State, plus PTAB, TTAB, ITC and NLRB decisions, all in one place.

Identify arguments that have been successful in the past with full text, pinpoint searching. Link to case law cited within any court document via Fastcase.

Analytics At Your Fingertips



Learn what happened the last time a particular judge, opposing counsel or company faced cases similar to yours.

Advanced out-of-the-box PTAB and TTAB analytics are always at your fingertips.

API

Docket Alarm offers a powerful API (application programming interface) to developers that want to integrate case filings into their apps.

LAW FIRMS

Build custom dashboards for your attorneys and clients with live data direct from the court.

Automate many repetitive legal tasks like conflict checks, document management, and marketing.

FINANCIAL INSTITUTIONS

Litigation and bankruptcy checks for companies and debtors.

E-DISCOVERY AND LEGAL VENDORS

Sync your system to PACER to automate legal marketing.