

Network Working Group
Request for Comments: 2364
Category: Standards Track

G. Gross
Lucent Technologies
M. Kaycee
Paradyne
A. Lin
Shasta Networks
A. Malis
Ascend Communications
J. Stephens
Cayman Systems
July 1998

PPP Over AAL5

Status of this Memo

This document specifies an Internet standards track protocol for the Internet community, and requests discussion and suggestions for improvements. Please refer to the current edition of the "Internet Official Protocol Standards" (STD 1) for the standardization state and status of this protocol. Distribution of this memo is unlimited.

Copyright Notice

Copyright (C) The Internet Society (1998). All Rights Reserved.

Abstract

The Point-to-Point Protocol (PPP) [1] provides a standard method for transporting multi-protocol datagrams over point-to-point links.

This document describes the use of ATM Adaptation Layer 5 (AAL5) for framing PPP encapsulated packets.

Applicability

This specification is intended for those implementations which desire to use the facilities which are defined for PPP, such as the Link Control Protocol, Network-layer Control Protocols, authentication, and compression. These capabilities require a point-to-point relationship between the peers, and are not designed for the multi-point relationships which are available in ATM and other multi-access environments.

Gross, et. al.	Standards Track	[Page 1]
RFC 2364	PPP Over AAL5	July 1998

1. Introduction

ATM AAL5 protocol is designed to provide virtual connections between end stations attached to the same network. These connections offer a packet delivery service that includes error detection, but does not do error correction.

Most existing implementations of PPP use ISO 3309 HDLC as a basis for their framing [3].

When an ATM network is configured with point-to-point connections, PPP can use AAL5 as a framing mechanism.

2. Conventions

The keywords MUST, MUST NOT, REQUIRED, SHALL, SHALL NOT, SHOULD, SHOULD NOT, RECOMMENDED, MAY, and OPTIONAL, when they appear in this document, are to be interpreted as described in [10].

The PPP layer treats the underlying ATM AAL5 layer service as a bit-synchronous point-to-point link. In this context, the PPP link corresponds to an ATM AAL5 virtual connection. The virtual connection MUST be full-duplex, point to point, and it MAY be either dedicated (i.e. permanent, set up by provisioning) or switched (set up on demand). In addition, the PPP/AAL5 service interface boundary MUST meet the following requirements:

Interface Format - The PPP/AAL5 layer boundary presents an octet service interface to the AAL5 layer. There is no provision for sub-octets to be supplied or accepted.

Transmission Rate - The PPP layer does not impose any restrictions regarding transmission rate or the underlying ATM layer traffic descriptor parameters.

Control Signals - The AAL5 layer MUST provide control signals to the PPP layer which indicate when the virtual connection link has become connected or disconnected. These provide the "Up" and

"Down" events to the LCP state machine [1] within the PPP layer.

4. Multi-Protocol Encapsulation

This specification uses the principles, terminology, and frame structure described in "Multiprotocol Encapsulation over ATM Adaptation Layer 5" [4].

The purpose of this specification is not to document what is already standardized in [4], but to specify how the mechanisms described in [4] are to be used to map PPP onto an AAL5-based ATM network. Section 1 within [4] defines the two mechanisms for identifying the Protocol Data Unit (PDU) payload field's protocol type: virtual circuit based multiplexing, and Logical Link Control (LLC) encapsulation. In the former technique, the payload's protocol type is implicitly agreed to by the end points for each virtual circuit using provisioning or control plane procedures. When using the LLC encapsulation technique, the payload's protocol type is explicitly identified on a per PDU basis by an in-band LLC header, followed by the payload data.

When transporting a PPP payload over AAL5, an implementation:

1. MUST support virtual circuit multiplexed PPP payloads as described in section 5 below by mutual configuration or negotiation of both end points. This technique is referred to as "VC-multiplexed PPP".
2. MUST support LLC encapsulated PPP payloads on PVCs as described in section 6 below by mutual configuration or negotiation of both end points. This technique is referred to as "LLC encapsulated PPP".
3. For SVC set up, an implementation MUST negotiate using the Q.2931 [9] Annex C procedure, encoding the Broadband Lower Layer Interface (B-LLI) information element to signal either VC-multiplexed PPP or LLC encapsulated PPP. The details of this control plane procedure are described in section 7.

If an implementation is connecting through a Frame Relay/ATM FRF.8 [7] service inter-working unit to an RFC 1973 [6] end point, then it MUST use LLC encapsulated PPP payloads. Frame Relay/ATM FRF.8 inter-working units are exempted from the requirement to support VC-multiplexed PPP. This exemption allows the FR/ATM IWU to remain compliant with FRF.8 when the PPP over AAL5 end point is inter-

5. Virtual Circuit Multiplexed PPP Over AAL5

The AAL5 PDU format is shown in figure 1:

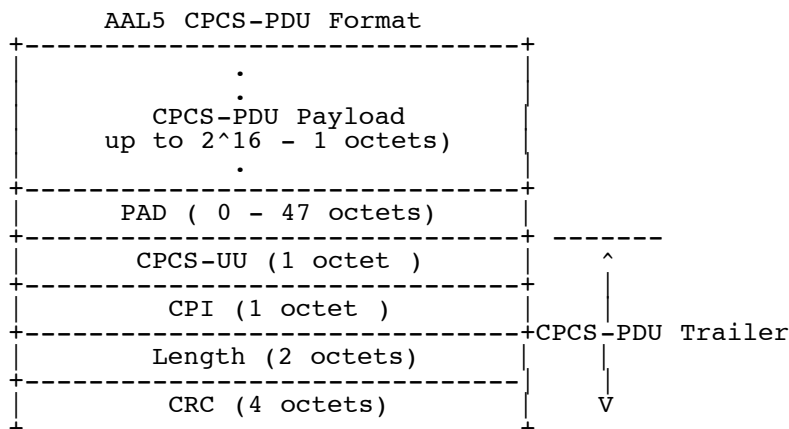


Figure 1

The Common Part Convergence Sub-layer (CPCS)-PDU Payload field contains user information up to $2^{16} - 1$ octets.

The PAD field pads the CPCS-PDU to fit exactly into the ATM cells such that the last 48 octet cell payload created by the SAR sublayer will have the CPCS-PDU Trailer right justified in the cell.

The CPCS-UU (User-to-User indication) field is used to transparently transfer CPCS user to user information. The field has no function under the multi-protocol ATM encapsulation described in this memo and can be set to any value.

The CPI (Common Part Indicator) field aligns the CPCS-PDU trailer to 64 bits. Possible additional functions are for further study in ITU-T. When only the 64 bit alignment function is used, this field shall be coded as 0x00.

The Length field indicates the length, in octets, of the Payload field. The maximum value for the Length field is 65535 octets. A Length field coded as 0x00 is used for the abort function.

The CRC field protects the entire CPCS-PDU except the CRC field itself.

A VC-multiplexed PPP frame SHALL constitute the CPCS-PDU payload and is defined as:

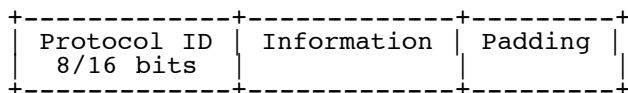


Figure 2

Each of these fields are specifically defined in [1].

6. LLC Encapsulated PPP Over AAL5

multiplexed PPP over AAL5.

The AAL5 CPCS-PDU payload field is encoded as shown in figure 3. The pertinent fields in that diagram are:

1. LLC header: 2 bytes encoded to specify a source SAP and destination SAP of routed OSI PDU (values 0xFE 0xFE), followed by an Un-numbered Information (UI) frame type (value 0x03).
2. Network Layer Protocol Identifier (NLPID) representing PPP, (value 0xCF).
3. the PPP protocol identifier field, which can be either 1 or 2 octets long. See reference [1].
4. followed by the PPP information field as per Figure 2.

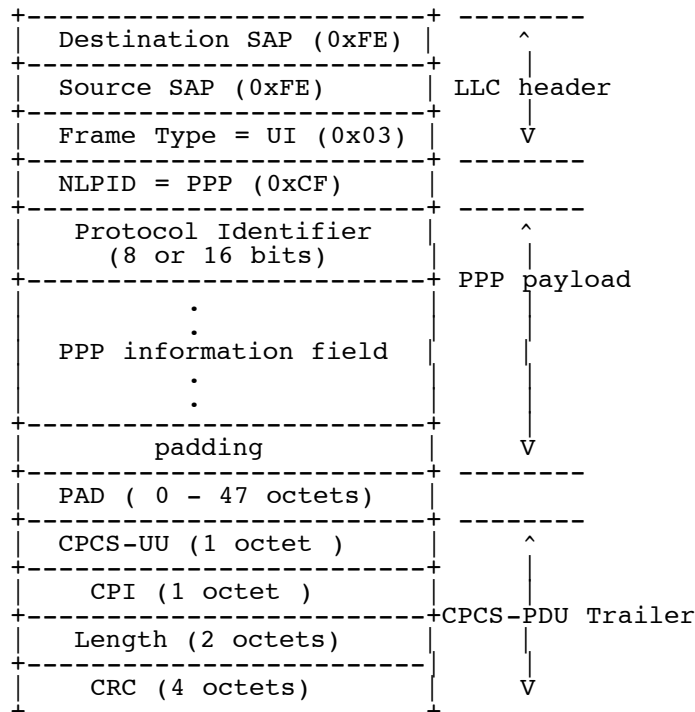


Figure 3

The end points MAY be bi-laterally provisioned to send other LLC-encapsulated protocols besides PPP across the same virtual connection. However, they MUST NOT send packets belonging to any

performance impact on the quality of service commitments associated with both the LLC-encapsulated PPP and non-PPP protocol flows.

7. Out-Of-Band Control Plane Signaling

When originating a switched virtual circuit AAL5 connection, the caller MUST request in the SETUP message either VC-multiplexed PPP, LLC-encapsulated PPP, or else both VC-multiplexed and LLC-encapsulated PPP. When a caller is offering both techniques, the two

Gross, et. al.

Standards Track

[Page 6]

RFC 2364

PPP Over AAL5

July 1998

B-LLI IEs are encoded within a Broadband Repeat Indicator IE in the order of their preference. The called implementation MUST be able to accept an incoming call that offers LLC-encapsulated PPP in the caller's request. The called implementation MUST reject a call set up request that only offers an encapsulation that it does not support. Implementations originating a call offering both protocol encapsulation techniques MUST be able to negotiate the use of LLC-encapsulated PPP.

When originating a virtual circuit multiplexed call that is to carry a PPP payload, the ITU Q.2931 [9] B-LLI element user information layer 3 protocol field is encoded to select ISO/IEC TR 9577 [5] in octet 7. The extension octets specify an IPI value of PPP (0xCF). By definition, the first bytes of the AAL5 frame's payload field will always contain a PPP header followed by a packet.

When originating an LLC encapsulated call that is to carry a PPP payload, the ITU Q.2931 B-LLI element user information layer 2 protocol field is encoded to select LAN Logical Link Control (ISO/IEC8802-2) in octet 6. See RFC 1755 [8] appendix A for an example. By definition, the first bytes of the AAL5 frame's payload field will contain an LLC header, followed by a NLPID and the PPP payload.

8. Detection And Recovery From Unsolicited PPP Encapsulation Transitions

When the virtual connection loses state, the PPP encapsulation technique may uni-laterally and unexpectedly change across such transitions. Detection and recovery procedures are defined for the following state transitions:

VC-multiplexed PPP changing to LLC encapsulated PPP

LLC encapsulated PPP changing to VC-multiplexed PPP

When LLC-encapsulated PPP is being used, the initial 6 octets of the LCP packets contain the sequence: fe-fe-03-cf-c0-21. This sequence constitutes the first 6 octets of the AAL5 frame. In the case of VC-multiplexed PPP, initial LCP packets contain the sequence c0-21. This sequence constitutes the first 2 octets of an AAL5 frame. When a LCP Configure-Request packet is received and recognized, the PPP link enters Link Establishment phase.

Once PPP has entered the Network-layer Protocol phase, and successfully negotiated a particular NCP for a PPP Protocol, if a frame arrives using an alternate but equivalent data encapsulation as defined in [4], then the PPP Link MUST:

Gross, et. al.

Standards Track

[Page 7]

RFC 2364

PPP Over AAL5

July 1998

For a SVC, immediately clear the call with the cause value 111, "protocol error, unspecified".

For a PVC: tear down the active NCPs, SHOULD generate an error message, enter the Termination state, and silently drop all received packets.

Explore Litigation Insights

Docket Alarm provides insights to develop a more informed litigation strategy and the peace of mind of knowing you're on top of things.

Real-Time Litigation Alerts



Keep your litigation team up-to-date with **real-time alerts** and advanced team management tools built for the enterprise, all while greatly reducing PACER spend.

Our comprehensive service means we can handle Federal, State, and Administrative courts across the country.

Advanced Docket Research



With over 230 million records, Docket Alarm's cloud-native docket research platform finds what other services can't. Coverage includes Federal, State, plus PTAB, TTAB, ITC and NLRB decisions, all in one place.

Identify arguments that have been successful in the past with full text, pinpoint searching. Link to case law cited within any court document via Fastcase.

Analytics At Your Fingertips



Learn what happened the last time a particular judge, opposing counsel or company faced cases similar to yours.

Advanced out-of-the-box PTAB and TTAB analytics are always at your fingertips.

API

Docket Alarm offers a powerful API (application programming interface) to developers that want to integrate case filings into their apps.

LAW FIRMS

Build custom dashboards for your attorneys and clients with live data direct from the court.

Automate many repetitive legal tasks like conflict checks, document management, and marketing.

FINANCIAL INSTITUTIONS

Litigation and bankruptcy checks for companies and debtors.

E-DISCOVERY AND LEGAL VENDORS

Sync your system to PACER to automate legal marketing.