

The memory unit 22 also includes a gateway editor 210, by which means the user determines the rules governing the interaction of a given gateway 210 with the registers 120 of transient containers 100, governing transiting containers upon ingress and egress, and governing the interactive behavior of containers within the container to which that gateway is attached.

The memory unit 22 also includes databases 900, by which means the analysis engine 400, the execution engine 500, the gateways 100, the editors 110, 125, 210, 510, 610, 710, and the search interface 300, store information for later use.

The memory unit 22 present invention also includes a search engine 320 by which means the user is able to locate containers 100 and, referring now to Fig. 4, containerized elements 01.

The memory unit 22 present invention also includes an engine editor 510, by which means the user establishes the rules and operating procedures for the analysis engine 400 and the execution engine 500.

The memory unit 22 present invention also includes a reporting means editor 610, by which means the user establishes the rules and schedule under which the information collected by gateways 200 from transient containers 100 will be sent to the analysis engine 400.

The memory unit 22 present invention also includes a collection means editor 710, by which means the user establishes the rules and schedule under which the analysis engine 400 will gathers the information collected by gateways 200 from transient containers 100.

The memory unit 22 present invention also includes screen interfaces (GUI's) 936, specifically designed to simplify and enhance the operations of the container editor 110, the gateway editor 210, and the search interface 300.

The present invention also includes a menu or button access 937, by which a user utilizing any generic computer program may access the system 10 or the container editor 110 from a menu selection(s) or button(s) within that program.

The present invention also includes a computer, media or publishing network 201, comprising computers, digital devices and digital media 202 and a communication device 26, within which the components enumerated in Fig. 2 A interact, compiling, analyzing, and altering containers 100 and the network 201 according to information gathered from container registers 120.

The memory unit 22 also includes one or more computers 202, by which means the components of Fig 1 sustain the operations described in Fig. 2 A.

The memory unit 22 also includes flat or relational databases 900, used where, and as required. Databases are used to store search phrases, search templates, system history for the analysis engine and execution engine, container levels and container, sites and digital elements, or any and all storage required to operate the system.

Referring now to FIG. 2 B, a drawing of a computer network 201 as a system 10, showing a possible placement of nested containers 100, computer servers, gateways 200, on the sites described below. (Note: Fig. 2 B utilizes in parts the same numbering scheme as Fig. 13 A, 13 B, 13 C, 13 D and as Fig. 2 A.) In FIG. 2 B various exemplary sites are shown, any or all of which might interact dynamically within the system. Site 1 shows a single workstation with a container and gateway connected to an Intranet. (Individual containers may be a floppy or CD-Rom to be downloaded or inserted.) Site 2 shows a server with a gateway in relationship to various containers.. Site 3 shows an Internet web page with a container residing on it. Site 4 shows a personal computer with containers and a gateway connected to the Internet. Site 5 shows a configuration of multiple servers and containers on a Wide Area Network.. Site 6 shows a workstations with a gateway and containers within a container connected to a Wide Area Network. Site 7 shows an independent gateway, capable of acting as a data collection and data reporting site as it gathers data from the registers of transiting containers, and as an agent of the execution engine as it alters the registers of transient containers. A container 100 contains the code to enable it to interact with the components enumerated in 2A, and to reconstruct itself internally and manage itself on the network 201. The code resides in and with the container in its registers and gateway definitions and controls. Additional system code resides in all sites to manage the individual and collective operation and oversight of the components enumerated in 2A, with the specific components distributed amongst the sites according to the requirements of optimization.

Referring now to Fig. 2 B 1 various exemplary sites are shown as described above in Fig. 2 B, with the addition of possible location of one or more gateway storage 205 locations.

Referring now to Figures 2 C through 2 H, various exemplary sites with one or more of the logical components of the system 10 in relationship are shown. Site 1 comprises an interactive information container 100, a container editor 110, container registers 120, a

container register editor 125, system-wide hierarchical container gateways 200, gateway storage 205, gateway editors 210, engine editors 510, a search interface 300, search engine 320, analysis engine 400, execution engine 500, a data reporting means 600, a data reporting means editor 610, a data collection means 700, a data collection means editor 710, and
5 databases 900, all residing on data storage means 20, utilizing the memory unit to function 22, operating on communications network 12 with a communication device 26.

Site 2 comprises an interactive information container 100, a container editor 110, container registers 120, a container register editor 125, system-wide hierarchical container gateways 200, gateway storage 205, gateway editors 210, engine editors 510, search engine
10 320, analysis engine 400, execution engine 500, a data reporting means 600, a data reporting means editor 610, a data collection means 700, a data collection means editor 710, and databases 900, all residing on data storage means 20, utilizing the memory unit to function 22, operating on communications network 12 with a communication device 26.

Site 3 comprises an interactive information container 100, a container editor 110,
15 container registers 120, a container register editor 125, hierarchical container gateways 200, gateway storage 205, gateway editors 210, and databases 900, all residing on data storage means 20, utilizing the memory unit to function 22, operating on communications network 12 with a communication device 26.

Site 4 comprises an interactive information container 100, a container editor 110,
20 container registers 120, a container register editor 125, hierarchical container gateways 200, gateway storage 205, gateway editors 210, a search interface 300, and databases 900, all residing on data storage means 20, utilizing the memory unit to function 22, operating on communications network 12 with a communication device 26.

Site 5 comprises an interactive information container 100, container registers 120, a
25 container register editor 125, hierarchical container gateways 200, gateway storage 205, and databases 900, all residing on data storage means 20, accessed and utilized by non-resident memory unit 22, operating on communications network 12 with a communication device 26.

Site 6 includes an independent analysis engine 400, execution engine 500, data collection means 700, and data reporting means 600 gateway editors 210, engine editors 510,
30 a data reporting means editor 610, a data collection means 700, a data collection means editor

710, and databases 900, all residing on data storage means 20, utilizing the memory unit to function 22, operating on communications network 12 with a communication device 26.

Referring now to FIG. 3 A and FIG. 3 B, a block diagram of several nested information containers is shown, including examples of elements, e.g., code 1100, text 1200, audio 1300, video 1400, photograph 1500, graphic images 1600, and examples of possible container level classifications in increasing size, e.g., element 10900000, document 10800000, database 10700000, warehouse 10600000, domain 10500000, and continuing increasingly larger on Fig 3 (B), subject 10400000, field 10300000, master field 10200000, species 10100000. Containers may be infinitely nested and assigned any class, super class or sub class scheme and description by the creator of the container to govern nesting within that container. In addition to digital elements, containers may also include system process and components, including containerization itself.

Referring now to FIG. 3 C, a block diagram of an information container system is shown, listing, without any relationship indicated, some of the possible system components and processes, or sets thereof, that may be encapsulated as elements 01 in an information container 100. An information container 100 may include one or more of the following: any unique, container 100, gateway 200, output device 16, input device 24, output device process 160, input device process 240, data storage device 20, data storage device process 2000, processor 18, bus 12, content 01, search process 02, interface 04, memory unit 22, communication device 26, search interface 300, search process 98, network 201, class of device, process or content 999, class of process at any unique class of device 990, process at any unique device 99, editor 110, 125, 210, 510, 610, 710, engine 320, 400, 500, containerization process 1098, or process 08.

Any container may include (n) other containers, to infinity. The use of value evolving container registers 120 in conjunction with gateways 200, data reporting modules 600, data collection modules 700, the analysis engine 400, and the execution engine 500 provides the information container 100 with extensive knowledge of the use, operation of its internal contents, prior to, during and after those contents' residence within that container 100, and extensive knowledge of the use, operation and contents of the system 10 external to itself, and allows the container 100 to establish and evolve its own identity and course of interaction on the system 10. Further, containers 100, as logical enclosures, can exist and operate

independent of their digital contents, whether encapsulating audio, video, text, graphic, or other.

Referring now to FIG. 4, a block diagram of an information container 100 is shown. The information container 100 is a logically defined data enclosure which encapsulates any element, digital segment (text, graphic, photograph, audio, video, or other), set of digital segments as described above with reference to FIG. 3 (C), any system component or process, or other containers or sets of containers. The container 100 comprises the containerized elements 01, registers 120 and a gateway 200.

Registers 120 appended to an information container 110 are unique in that they operate independently of the encapsulated contents, providing rules of interaction, history of interaction, identity and interactive life to that container 100 through the duration of its existence on a network 201, without requiring reference to, or interaction with, its specific contents. They enable a container 100 to establish an identity independent of its contents. Additionally, registers 120 are unique in that their internal values evolve through interaction with other containers 100, gateways 200, the analysis engine 400, the execution engine 500, and the choices made by the users in the search interface 300, the container editor 110, the register editor 125, the gateway editor 210, the engine editor 510. Registers 120 are also unique in that they can interact with any register of a similar definition on any container 100 residing on the network 201, independent of that container's contents. Registers 120, once constructed, may be copied and appended to other containers 100 with their internal values reset, to form new containers. Register values, when collected at gateways 200 and made available to the analysis engine 400 through the data collection means 700 and the data reporting means 600, provide an entirely new layer of network observation and analysis and operational control through the execution engine 500. Registers 120 accomplish not only a real time information about information system, but also a real time information about information usage on a network. Further, because the user base of a network determines usage, the system 10, in gathering information about information usage, is observing the choices of the human mind. When these choices are submitted to the analysis of a rules-based or other analysis engine 400, the system 10 becomes capable of becoming progressively more responsive to the need of the user base, in effect, learning to become more useful by utilizing the execution engine 500 to create system-wide changes by altering the rules of gateway 200

interaction and thereby altering the registers 120 of transient containers 100 and establishing a complete evolutionary cycle of enhanced utility.

Further, in establishing the pre-defined registers as described in the following four paragraphs, the following unique aspects of information about information are utilized for the first time: 1) the dynamic governance of information according to its utility through time, in active, passive and neutral aspects, as explained below; 2) the dynamic governance of information according to its utility through space in active, passive and neutral aspects, as explained below; 3) the dynamic governance of information according to its ownership, as explained below; 4) the dynamic governance of information according to its unique history of interaction as an identity on a network, as explained below; 5) the dynamic governance of information according to the history of the system on which it exists, as explained below; 6) the dynamic governance of information according to established rules of interaction, in active, passive and neutral aspects, as explained below; 7) the dynamic governance of information according to the profile of its creator, as explained below; 8) the dynamic governance of information according to the value established by its ongoing usage, as explained below; 9) the dynamic governance of information according to its distributed ownership, as explained below; 10) the dynamic governance of information according to what class of information it might be incorporated into, and according to what class of information container it might incorporate, as explained below; 11) the dynamic governance of information according to self-reporting, as explained below.

Referring now to Fig 4, registers 120 may be (1) pre-defined, (2) created by the user or acquired by the user, or (3) system-defined or system-created. Pre-defined registers 120 are those immediately available for selection by the user within a given container editor as part of that container editor, in order that the user may append any of those registers 120 to a container 100 and define values for those registers 120 where required. Registers 120 created by the user are those conceived and created by a specific user or user group and made immediately available for selection by the user or user group in conjunction with any of a wide number of container editors, in order that the user may append any of those registers 120 to a container 100 and define values for those registers 120 where required. Registers 120 acquired by the user are those registers existing network-wide 201, created by the user base, that might be located and acquired by the user in order that the user may append any of those registers

120 to a container 100 and define values for those registers 120 where required. System-defined registers are those registers whose values are set and/or controlled by the system 10. System-created registers are those registers created by the system 10.

Registers 120 are user or user-base created or system-created values or ranges made available by the system 10 to attach to a unique container, and hold system-set, user-set, or system-evolved values. Values may be numeric, may describe domains of time or space, or may provide information about the container 100, the user, or the system 10. Registers 120 may be active, passive or interactive and may evolve with system use. Pre-defined registers include, but are not limited to, system history 110000, container history 101000, active time 102000, passive time 103000, neutral time 104000, active space 111000, passive space 112000, neutral space 113000, containment 105000, inclusion 106000, identity 114000, value 115000, ownership 107000, ownership addresses 116000, proportionate ownership 117000, creator profile 108000, receptivity 118000, influence 119000, points 109000, others 120000, reporting 121000, neutrality 122000, acquire 123000, create 124000, content title 125000, content key phrase(s) 126000, and content description 127000, security 12800, and parent rules 129000.

Pre-defined registers comprise an historical container register 101000, logging the history of the interaction of that container 100 with other containers, events and processes on the network 201, an historical system register 110000, logging the history of pertinent critical and processes on the network, a point register 109000 accumulating points based upon a hierarchically rated history of usage, an identity register 114000 maintaining a unique network wide identification and access location for a given container specifying a unique time and place of origin and original residence, a proportionate ownership register 117000 maintaining a record of ownership percentage and economic values, and others 120000.

User-defined registers include a report register 121000 setting trigger levels for report sequences, content determination and delivery target, three time registers, consisting of a range, map, graph, list, curve or other designating time relevance, 102000 assigning the time characteristics by which that container will act upon another container or process, 103000 assigning the time characteristics by which that container be acted upon by another container or process, and 104000 assigning the time characteristics by which that container will interact with another container or process, three space registers, consisting of a range, map, graph, list,

curve or other designating the domain and determinants of space relevance, **111000** assigning the space characteristics by which that content will act upon another container or process, **112000** assigning the space, characteristics by which that content will be acted upon by another container or process, and **113000** assigning the space characteristics by which that container will interact with another container or process, a domain of influence register **119000**, determining the set, class and range of containers upon which that container will act, a domain of receptivity register **118000**, determining the set, class and range of containers allowed to act upon that container, a domain of neutrality register **122000**, determining the set, class and range of containers with which that container will interact, a domain of containment register **105000**, determining the set, class and range of containers which that container may logically encompass, a domain of inclusion **106000** register, determining the set, class and range of containers by which that container might be encapsulated, an ownership register **107000**, recording the original ownership of that containers, a creator profile register **108000**, describing the creator or creators of that container, an ownership address register **116000**, maintaining the address of the creator or creators of that container, a value register **115000**, assigning a monetary or credit value to that container, other registers **120000** created by users or the system, a reporting register **121000**, determining the content, scheduling and recipients of information about that container, a neutrality register **122000**, an acquire register **123000**, enabling the user to search and utilize other registers residing on the network, a create register **124000**, enabling the user to construct a new register, a content title register **125000**, naming the contents of the container, a content key register, **126000**, identifying the container contents with a key phrase generated by the user and/or the system based upon successful usage of that phrase in conjunction with the utilization of the information within that container **100**, a content description register **127000**, identifying the container contents with additional description, a security register **128000**, controlling container security, and a parent container register **129000**, storing the rules governing container interaction as dictated by the parent (encapsulating) container.

The container also includes a gateway **200** and gateway storage **205**.

Gateways **200** are logically defined passageways residing both on containers **100** and independently in the system **10**. Gateways **200** govern the interactions of containers **100**

encapsulated within their domain by reading and storing register 120 information of containers entering and exiting that container 100.

The present invention also includes container gateway storage 205. Gateway storage 205 stores information regarding the residence, absence, transience, and alteration of encapsulated and encapsulating containers 100, and their attached registers 120, **holding** the data collected from registers 120 of transient containers 100 in order to make it available to the data collection means 700 and the data reporting means 600, and storing the rules governing the operations of its particular gateway 200.

Referring now to FIG. 5, a flow chart of the preferred method for creating a container 100 is shown.

Input is received from the user selecting a container level through use of a drop-down menu 10100. A menu of all possible container classes within the subset and superset scheme of multiple hierarchically nested containers, i.e.; element, document, file, database, warehouse, domain, and more, is displayed on the output device 10200. Input is received from the user selecting a class 10300.

A graphic representation of a container in that class, with registers common to all containers as well as registers unique to its class is displayed 10301.

Input is received from the user choosing to “create” 10400, “edit” 10500, or “locate” 10600.

When the input of “create” 10400 is received from the user, a container template in that class appears 10410. Input from the user is then received adding or selecting a register 10540 to append to that container template. When input is received from the user adding a register, a list of registers that might be added to that class of container is made available to select 10550. Input is received from the user selecting a register 10560 and editing it 10570. The menu returns to “add or select” 10540.

If the input of “locate” 10600 is received from the user, the system prompts the user to enter the identity of the container or class of containers 10605. The system locates the container(s) 10610. Input is received from the user selecting a container 10620. The system prompts the user for a security code for permission to access the container for template use, or to alter its registers, or to alter its content 10630. . Input is received from the user entering a name and password providing access to one of the security levels 10640. Input is received

from the user editing the container accordingly by transition to step 10500 and performing the steps for editing.

If the input of “edit” 10500 is received, a list of containers available to edit at that level is shown 10510. Input is received from the user selecting a container 10520. That container appears, available to edit 10530. Input is received from the user selecting “add” or “select” registers 10540 by the user clicking on the graphically depicted register, or from a drop down menu. Input is received from the user selecting the register to edit 10560. Input is received from the user selecting “modify” or “delete” for that register 10565. If input is received from the user to “delete,” that register is severed from the container. If input is received from the user to “modify”, the register editor 10570 screen appropriate to that register appears, i.e., an x-y type graph to define a curve of relevant active time, in which the user manipulates the x-y termini, scale and curve, or a global map in which Input is received from the user selecting the locale of active space, whether zip code, city, county, state, country, continent, plant or other. When input is received from the user saving the definition, the screen returns to the main container screen to make another selection available. . Input is received from the user defining as many registers as he chooses. One of the registers may be named "new register." Input is received from the user selecting the new register, and if chosen by the user, defining a wholly unique and new kind of register by the user entering input into the register editor 125.

When the input is received from the user choosing to add a register, a list of registers that might be added to that class of container are made available to select 10550. Input is received from the user selecting a register 10560 and editing it 10570. The menu returns to “add or select” 10540, and in turn to Input – Select Container.

Input may then be received from the user choosing to add, modify, or delete the container contents 10700. Once the registers are defined, input is received from the user indicating completion and the interface reverts to the container editor. When input is received from the user choosing "select component" (to select the component to containerize) from the main menu bar 10700, a window appears allowing the user to select any file, component, or other container. If for example, the user were creating a warehouse container, and wishes to incorporate several databases into that container, input would then be received from the user selecting "database." The program would prompt the user for the location (directory) of that database or container. If the requested selection is not containerized, input may then be

received from the user choosing to containerize the element at that time, after which the program returns to "select component." Once input is received from the user defining the database location, the program logically encases the directory or directories in the defined container. The above procedure may be repeated as many times as desired to include multiple
5 databases within a single container. While logical simplicity would dictate that all containers within a container be of the same subset, it would be possible for input to be received from the user choosing containers of any subset to include in the container. When input is received from the user choosing "finished," the container is created with a unique network identity, preferably through some combination of exact time and digital device serial number, or
10 centralized numbering system, or other means. The container 100 contains all digital code, including data and program software from the selected items or containers.

Input may then be received from the user to publish the container 11100 at a user-identified or system suggested location 11200 to be selected 11400.

Input is received from the user to "publish", from the main menu bar 11100. Input is
15 received from the user choosing to leave the container where it was created, move or copy it to another drive, directory, computer, or network the user designates, or select the location from location options offered by the system 11200, or submit, or duplicate and submit, the container to the analysis engine 400 for intelligent inclusion in other containers, thus allowing the system to publish the container as instructed or choose the residence of the container 11400.

20 If input is received from the user to choosing to "move," or "copy" a browse function allows the user to name the new location or browse a list of possible locations. If input is received from the user choosing to "submit," a browser function allows the user to name the analysis search engine 310 or browse a list of possible analyses engines. When input is received from the user choosing the residence of the container 11300, the program restores the
25 search interface screen.

Referring now to FIG. 6, a flow chart of the method for searching for containers 100.

When input is received from the user selecting "search interface" from the main title bar, the search interface screen appears. The user is given the choice of containerizing selected content or requesting that container levels be displayed 30100. From a drop down menu
30 another menu appears allowing input to be received from the user selecting the container level

30200. Input is received from the user selecting the container level (from the smallest component to the whole system) 30300.

Input is received 30310 from the user selecting the phrases, containers or components, which then are re-submitted to the same process, until the input is received from the user selecting a specific site or container.

The search phrase, whether containerized or not, is submitted simultaneously to the search engine 30400 and the analysis engine 30500.

The screen then reports in a selection menu, the number of applicable sites found by the search engine 30410, the number of historically proven applicable sites found by the analysis engine 30410, the number of historically proven applicable containers at the selected container level or any container level found by the analysis engine 30410, and the number of historically proven new search phrases or digital segments found by the analysis engine 30320. . Input is received from the user selecting one of the named sets above 30330. If input is received from the user choosing the search engine, the search interface lists the applicable site titles with a brief description 30410. If input is received from the user choosing the site list of the analysis, the search interface lists the applicable site titles with a brief description 30410. . If input is received from the user choosing the container list of the analysis engine, the search interface lists the applicable container titles with a brief description 30410. . If input is received from the user selecting a container 30420, the system offers the means to view titles and descriptions of sub-containers at any chosen class level. . If input is received from the user choosing the phrase list of the analysis engine, the search interface lists the applicable phrases or digital segments with a brief description 30320. The search and search result cycle repeats until input is received from the user choosing to go to an individual container or site.

Input is received from the user entering text or any digital string describing his search objectives into a text or search box. When input is received from the user submitting the search string, the system provides the option of containerizing the search through the container editor 110. Once the search container 101 is created, the system restores the search interface 300 screen the user.

Input is received from the user selecting "search", "supported search" or "both" from another drop-down menu and from submitting the search. When input is received from the user selecting "search" 30310, the search phrase is submitted to the search engine 30400,

which searches both content and the appropriate container registers, as pre-indexed in the search engine, and returns a list of appropriate locations, components or containers. When input is received from the selecting "supported search", the search phrase is submitted to the analysis engine search support, which returns a list, in a drop-down menu, of search phrases or individual containers, for any and all container levels, used by other users or created by the system and known to be historically successful for the described effort and the described searching user, as per the results of the analysis search engine. Input is received from the user selecting a new search phrase or specific container from the drop down menu 30330. When input is received from the user choosing a new search phrase, that phrase is also submitted to the analysis engine 30500 which returns a list of pre-compiled historically proven sites, components or containers associated with that search phrase 30320. Input is received from the user choosing a selection 30420 and the system calls up that specific site, container or component. If input is received from the user selecting a specific site, container or component at any time during the search process, that element is called up by the system 30440.

Input is received from the user choosing to containerize a search or select a container level in which to search 30100. When input is received from the user choosing to containerize the search, the software moves to the container editor as described in Fig. 5, and then returns the user to the search interface screen. Input is received from the user selecting to search a specific container level or the whole network. The system shows the available levels 30200. Input is received from the user selecting a container level 30300, and entering the text or digital component comprising the search string 30310. The system searches the containers 30400 while simultaneously submitting the search string to the analysis engine 30500. While the system is accessing containers, sites or templates 30700, the analysis engine 30500 inquires of the appropriate database 30600 to access historically successful containers, sites or search templates corresponding to the search request 30700, which is then shown on another portion or option of the search interface, either as available containers or sites 30410 or as search template options 30320. On one portion or option of the search interface screen the corresponding containers or sites are listed and/or previewed for selection 30410. Input is received from the user selecting the container to access 30420. The system accesses that container 30430 and shows it on the screen 30440 for user review. Input is received from the user selecting an operation, i.e., preview, read, purchase, move, copy, lease, in any composed

schedule with operations assigned specific values **30460**, and the system obtains the specified result **30470**. The selection of the operation including any interaction with any uniquely defined container **100** is recorded **30800** by the container gateway (Fig. 2 A, **200**), stored in the gateway storage **205** and made available to the analysis engine (Fig. 9) by the data collection and reporting means (Fig. 8). Reporting and collection occurs on a regular basis according to user determined times or rules. The analysis engine compiles and analyzes selections according to various rules-based systems applicable to the particular container area of residence in cyberspace.

Input is received from the user selecting the container or site **30410**, proceeding as described above, or selecting a search template **30330**, and editing it to re-enter the search **30310**. All operations on Fig. 6 utilize the communication device **26** whenever necessary or expeditious.

Referring now to FIG. 7, a flow chart of the search process is shown. Steps in FIG. 7 repeated from FIG. 6 are given the same reference number as in FIG. 6 for convenience and ease of understanding. Fig. 7 commences with "SEARCH TRANSITS GATEWAY **32100**", continuing from Fig. 6, "SYSTEM SEARCHES CONTAINERS **30400**". The submitted search **32100** transits the gateway **200**. The gateway **200** interacts with the container registers **32200**. The gateways **200** store the information downloaded from the registers **32300**, and the container registers are altered **32500**. The container registers **120** then interact with the registers **120** of the encapsulated search, which registers, and the values set within, have been constructed and appended to the search through the search interface **32600**. Values are exchanged and compared and operations performed under the rules governing both interacting containers **100**, and the rules governing the search container **100** and any gateway **200**. The search engine **320**, operating under the principles and means of search engines presently existing as described elsewhere, then provides to the search interface **32600** a list of containers **100** meeting the requirements of the search and its appended registers, as well as additional search options **32900**. The gateway **200** reports and makes available for collection to the analysis engine **400** the information obtained from the interaction **32400**. On a periodic basis defined by the user or a rules-based system, the analysis engine **400** (Fig. 9) stores in databases **900**, analyzes and instructs the execution engine **500**, and the execution engine **500** executes

changes in the system components as defined below. (Fig. 10). All operations on Fig. 7 utilize the communication device 26 whenever necessary or expeditious.

On the remaining figures, shapes referring to other figures, to operations external to the scope of the present figures, or to the subject of the present drawing, are indicated with dashed lines, and are shown only to place the described operations in the context of continuous and
5 continual operations external to the drawing.

Referring now to FIG. 8, a flow chart of the preferred process for collecting and reporting information on containers is shown. The data reporting 600 and data collection 700 means utilizes subroutines within the analysis engines 400 and gateways 200 to submit and
10 collect register information and sub level analysis to other analysis engines 400 or other gateways 200 of a higher (larger) logical set in a set pattern and frequency defined by the administrator.

Input is received from the user selecting "data reporting" 70100 from the "edit gateway" drop-down menu. Container levels are displayed 70200. Input is received from the user
15 selecting container level 70300. A menu of all possible gateways 70320 and analysis engines 70330 residing on gateways on the above defined container class appears, depicted graphically as a tree of analysis engines and gateways at that container level. Input is received from the user selecting "source" from "source or destination." Input is received from the user 70400 selecting a container, containers, or class of container by clicking on the graphically depicted
20 container(s) or container level on a display device. Input is received from the user 70410 selecting "destination" from "source or destination" Input is received from the user 70500 selecting an analysis engine, analysis engines, or class of analysis engine by clicking on the graphically depicted analysis engine(s) or analysis engine level on a display device. A time scheduler is displayed. Input is received from the user 70510 selecting the reporting frequency
25 for the selected gateways to report data to the selected engines. The data from the gateways is thenceforth continuously moved or copied to the analysis engines by the system 10 utilizing the execution engine 500 according to the defined schedule, rules and pattern 70420, 70520.

Input is received from the user selecting "choose container level" 70300 from the gateway editor drop-down menu. A menu 70320 appears listing the classes of containers on
30 the system within the defined subset and superset scheme of multiple hierarchically nested containers, i.e.; element, document, file, database, warehouse, domain, appears. Input is

received from the user selecting the class of containers. A graphic representation of that container level throughout the system appears. Input 70300 is received from the user selecting individual containers or all the containers in that class.

From the gateway editor drop-down menu input 70100 is received from the user selecting "data collecting" A menu of all possible gateways and analysis engines residing on gateways on the above defined container class appears, depicted graphically as a tree of analysis engines, and gateways at that container level. Input 70510 is received from the user selecting "source" from "source or destination." Input is received from the user selecting a container, containers, or class of container by clicking on the graphically depicted container(s) or container level. Input 70510 is received from the user selecting "destination" from "source or destination." Input 70510 is received from the user selecting an analysis engine, analysis engines, or class of analysis engine by clicking on the graphically depicted analysis engine(s) or analysis engine level. A time scheduler appears. Input 70510 is received from the user selecting the collecting frequency for the selected engines to collect data from the selected gateways. The data from the gateways is thenceforth continuously moved or copied to the analysis engines by the system 10 utilizing the execution engine 500 according to the defined schedule, rules and pattern.

The data collection 700 means, utilizing the communication device 26 and an execution engine 500, comprises one or more subroutines or agents programmed to travel through the network collecting the accumulated data and analyses from selected analysis engines, gateways or selected subset level of analysis engines or gateways (as above) in a pattern and frequency defined by the gateway administrator at a given container level. Input 70510 is received from the user or administrator, defining the collection and reporting of data, thus controlling permission within his gateway, and being subject to permission levels defined by others beyond his gateway.

Input is received from the user or gateway administrator selecting collection or reporting 70100 and the system shows the container levels available 70200. Input is received from the user selecting a container level 70300. Input is received from the user selecting "gateway" 70400 or "engine" 70500. The system shows gateways 70320 or engines 70330 associated with that level. Input is received from the user editing the reporting parameters associated with a gateway or a class of gateways 70410 or an engine or class of engines 70510.

Input is received from the user selecting the collecting frequency for the chosen engines. When input is received from the user choosing to user save the definition, the screen returns to the main container screen, step 70100 to make another selection available. Input is received from the user choosing to repeat the cycle, choosing "destination" to describe the destination
5 analysis engines and the data collecting frequency from those destination analysis engines. The data collection means 700 collects the accumulated gateway information in a pattern and frequency defined by the gateway administrator or user at a given container level.

The system utilizing the execution engine (see Fig. 10) distributes the new parameters to the gateways 70420 or engines 70520 by the communication device 26. Using the new
10 parameters the gateways report to the analysis engines 70430 after, in some cases, conducting sub-analysis 70440, or using sub-analysis 70440 to submit directly to specified gateways under certain conditions and parameters, and the analysis engines collect from the gateways 70530. The analysis engine uploads, downloads and utilizes information to databases 900 to conducts its analysis.

15 The invention includes an analysis engine 400. Through the data reporting 600 means and data collection 700 the analysis engine 400 receives data and sub-analysis from the search interface and the gateways. Data includes, for each gateway 200, the frequency and grade of access, the description of the user accessing, the identity of the container 100 accessing, the register parameters, and the historically accumulated register data.

20 Referring now to FIG. 9, a flow chart of the operation of the analysis engine 400 is shown. Analysis engines 400 may reside at any gateway or anywhere in the system 10. The analysis engine 400, operating under its own programmed sequence, utilizing the communication device 26, works, by means of programmed rules of logical, mathematical, statistical or other analysis upon gateway and register information, in continuous interaction
25 with the search process 410 and the data collection and reporting process 420 to analyze, determine and compile instructions 40100 on container construction 40110 to containerize in an automated process 40115, on container contents 40120 to move, copy or delete containers 40125, on storage schemes 40130 to move or copy containers to new storage 40135, on access routes 40140 to alter gateway pointers to sought information 40145, on search templates
30 40150 to add, delete or change search phrases and the referenced objects indicated by those

search phrases 40155 and on gateway instructions 40160 to alter gateway registers and pointers 40165.

Thus, analyses might include, but are not limited to, the physical locus of the users accessing, the demographic classification of the users accessing, the access frequency for a given container, the range or curve of time relevance affecting a container, the range or region of space relevance affecting a container 100, the number or number of a specific type of container 100 transiting a gateway 200, the hierarchically graded usage of containers 100 or container contents 01 compared with the demographic of those users accessing the container, the hierarchically graded usage of containers 100 or container contents 01 compared with search phrases entered into the search interface 300, the hierarchically graded usage of containers 100 or container contents 01 compared with search phrases entered into the search interface 300 compared with the demographic of the users accessing, the number of pertinent containers nested within a given container 100. Once an analysis is accomplished, the result is compared to pre-programmed rules triggering instruction sets (such as moving a container to nest within another container).

Instructions are then sent to the execution engine 40200, which utilizes the communication device 26 to execute the instructions derived from the analyses. These containerized instructions transit the gateways 40300 and are utilized in the gateway process (Fig. 12)

Referring now to FIG. 10, a flow chart of the operation of the execution engine is shown. The execution engine 400, operating under its own programmed sequence in response to the instructions from the analysis engine 50100, utilizing the communication device 26, works in continuous process as its containerized execution instructions transit the gateways 50200 to create containers 50210 in an automated containerization process 50215, alter container contents 50230 by moving or copying containers to new containers 50235, to alter storage 50240 by moving or copying containers to new storage 50245, to alter access routes 50250 by altering gateway pointers 50255, to alter search templates 50260 by adding, changing and deleting search phrases and the referenced objects indicated by those search phrases 50265, to alter gateway instructions 50270 by altering gateway registers and pointers 50275. The execution works in a continuous loop with the gateway process 50300, the data collection and reporting process 50400 and the analysis engine process 50300.

The invention includes gateways **200**. Gateways may be placed and reside anywhere on the network where containers transit. Gateways also reside on any or all containers. The gateway reads and stores the chosen register information from transient containers entering or exiting its logical boundaries. The resident analysis search engine, if any, performs the specified level of analysis. Data and analysis is both held for the collection means according to the pattern and timing specified in the data reporting **600** editor and submitted according to the pattern and timing specified in the data collection means editor **700**.

The gateways are network-wide, hierarchical, and nestable, and reside with a container encompassing any component, digital code, file, search string, set, database, network, event or process and maintaining a unique lifelong network wide identity and unique in all the universe historical identity, or may be strategically placed at such container transit points to gather and store register information attached to any such container, according to system-defined, system-generated, or user determined rules residing in its registers defining the behavior of those containers and components as they exit and enter one another, or interact with one another or any system process or system component within the logical domain of that container, or after exiting and entering that container, or defining how they interact with that unique gateway.

Gateway's registers comprise both system-defined and user-defined registers, alterable by author, duration, location, network-wide history, individual container history and/or interaction with other containers, gateways, networks or media, and evolve according to that gateway's history on a computer network, or according to the network history of events and processes, or according to that information component's interaction with other information containers, components, system components, network events or processes.

Referring now to FIG. 11, a flow chart of the gateway editor is shown. From the main title bar input is received from the user selecting "containerize" or "gateway level" **20100**. When input is received from the user selecting "containerize" the system enters the container editor process **110**. When input is received from the user selecting "gateway," the system shows the gateway levels available **20200**. A menu of all possible gateways within the subset and superset scheme of defined multiple hierarchically nested gateways appears. Input is received from the user selecting the gateway level **20300**. The system searches the gateways **20500** to locate the available gateway templates **20700** and the available gateways **20600**. Input is received from the user selecting the gateway **20610** or gateway level template **20720**.

The system goes to the gateway 20620 or to the template 20720. A graphic representation of the chosen gateway 20630 or template 20730 appears. Input is received from the user to edit 20640 or create a gateway 20740. Once completed, input may be received from the user selecting "analysis level" from the gateway 200 drop-down menu, to select the level of analysis in a multi-level analysis sequence to be accomplished at the local level by a gateway-resident analysis engine. The user accesses the container editor to containerize (Fig. 5). Input is received from the user selecting the registers by clicking on the graphically depicted register, or from a drop down menu.). Input is received from the user setting the registers as described elsewhere in ("container registers"). Input is received from the user selecting or defining the rules governing the interaction of that gateway with transient containers. Input is received from the user selecting or defining the rules governing the interaction of containers existing within the logical domain of the container 100 to which that gateway is attached. The user publishes the gateway (Fig. 5). Input is received from the user selecting "residence" from the main menu bar.). Input is received from the user choosing to leave the gateway where it was created, move it to container on another drive, directory, computer, or network. If the user chooses "move," a browse function allows the user to name the new location or browse a list of possible locations. Once input is received from the user choosing the residence of the gateway, the program restores the search interface screen.

The invention includes a data reporting means editor 610, and a data collection means editor 710, Fig. 2 A, as a menu option under the gateway editor 210.

The present invention also includes a gateway process.

Referring now to FIG. 12, a flow chart of the gateway process is shown. A system operation, search process or element container or process container is shown in transit 21100 passing through a gateway 21200. The container, operation or process interacts with the gateway 21300, uploading, downloading and exchanging information with the container, operation or process. The gateway stores container information 21400 and the container registers are altered 21500. The container registers also interact with the search interface 21600. The gateways report the register information or make it available for collection by the data reporting and collection means (Fig. 8) operating on the communication device 26 to provide the information to the analysis engine 21800, which stores 90100, analyzes and

instructs the execution engine 21900, which processes and instructions are also stored 90100 by the execution engine upon receipt.

All operations in Fig. 12 utilize the communication device 26 whenever necessary or expeditious.

5 Referring now to FIG. 13 A, a drawing of nested containers 100 prior to the container modification process on a network 201 is shown. (Note: The same container numbering scheme is used in Fig. 13 A, 13 B, 13 C, 13 D and in 2 B.) Information containers 505 and 909, residing within container 908, operating under the rules governing container interaction within that container 908 downloaded to container 505 and 909 from gateway 9081
10 upon their entrance to container 908, which rules had been downloaded from execution engine 500 acting under the direction of analysis engine 400, and under the rules programmed into their own registers 404120, 909120, compare the specified (by those rules) set of registers 404120, 909120, i.e., time and space, and determine a container 404 encapsulated within 505 would be more appropriately encapsulated within container 909.

15 Referring now to FIG. 13 B a drawing of nested containers during a container modification process on a network 201 is shown. Container 404 is moved to reside with container 909. As the container 404 exits container 505, the gateway of container 505, being gateway 5051, operating under the rules governing container interaction with a gateway 5051 upon egress or egress as programmed in the gateway editor 210 and modified by the execution
20 engine 500 executing the instructions of the analysis engine 400, or any greater logical analysis engine 408 providing execution instructions to an execution engine 508 operating in a larger encompassing container 108 entering through that container's gateway 208 or an independent gateway 707, or sub-analysis engine operating at any gateway level, records the register information of container 404. The gateway 5051 reports the transaction to the
25 gateway 9081 of container 908, being the next higher logical container. Gateway 9081 holds in gateway storage 205 the information until collected by one or more data collection processes 700, or reported to one or more data reporting processes 600, serving one or more analysis engines 400 residing independently on the system 10 or an analysis engine at higher logical container 303. The analysis engine 400, comparing reports of user hierarchically graded usage
30 under the operations of the search engine 320 and the search interface 300, on information container 808 after receiving reports from the data reporting means of container 404 being

5 moved to container 909 determines, i.e., that the number of time and space relevant containers residing within container 909 is sufficient to warrant an action, and directs the execution engine 500 to copy container 909, nested within container 908, to a third information container 808. As the copy instruction from execution engine 500 transits the gateway of container 908, the gateway 9081 records the instruction. The copy instruction interacts with the registers 909120 of container 909 regarding the rules governing its copying to another location. Once approved by the governing rules of registers 909120 appended to container 909, container 909 is duplicated. As the duplicate container 909 exits the container 908, the gateway records the register information 909120 of container 909, and the registers 909120 of container 909 are altered by special instructions from gateway 9081 under the rules residing in gateway 9081 regarding ingress and egress and the rules residing in the registers 909120 of container 909 regarding alteration by gateways upon ingress and egress. Passing through independent gateway 707, the register information 909120 is recorded, and awaits data collection or reporting 700, 600. As container 909 enters container 808, the gateway records the register information 909120 of container 909, the registers 909120 of 909 are altered by special instructions from gateway 8081, operating under the rules as described in the paragraph above, and container 909 takes up residence within container 808.

Referring now to FIG. 13 C, a drawing of nested containers after the container modification process on a network 201 process is shown. Container 909, now also logically residing within container 808, commences to interact with other containers 606 in 808 under the rules governing container interaction within container 808 as received from gateway 8081 upon transiting that gateway, and under the rules of registers 606120, 909120 of the interacting containers 606, 909, operating under the rules as described in the paragraph above. Through data collection and reporting 700, 600, analysis engine is appraised of container's 909 new duplicate residence. I.e., operating under the registers of space relevance, a body of law pertaining to Boston Municipal tax law may be housed in a container holding Massachusetts tax law, but it would be more appropriately located in a container holding Boston tax law, with only a pointer to that location residing in the Massachusetts tax law container. In this example, such an analysis could be accomplished by comparison of zip code information in the space registers, or logical rules-based analysis, with "state" being a larger set than "city". Or, i.e., operating under the registers of time relevance, the curve of time relevance for a

concert might follow an ascending curve for the months prior, hit a brief plateau, and then reach a precipitous decline, at which time certain pertinent information only might be moved to an archival container of city events or rock concerts of that year. In this example, once the curve is mapped into a register, that map would cause an increasing frequency of pointers to that container in other containers or gateways, or inclusion of that container in other containers, as the analysis engine compares that curve with increasing user inquiry.

Referring now to Fig. 13 D, a flowchart of the reconstruction process is shown.

Information containers 505 and 909, residing within container 908, operating under the rules governing container interaction within that container 908 downloaded 888103 to container 505 and 909 from gateway 9081 upon their entrance to container 908, which rules had been downloaded 888102 from execution engine 500 acting under the direction 888101 of analysis engine 400, and under the rules programmed into their own registers 404120, 909120, compare 888104 the specified (by those rules) set of registers 404120, 909120, i.e., time and space, and determine 888105 a container 404 encapsulated within 505 would be more appropriately encapsulated within container 909.

Container 404 is moved 888106 to reside with container 909. As the container 404 exits container 505, the gateway of container 505, being gateway 5051, operating under the rules governing container interaction with a gateway 5051 upon egress or egress as programmed in the gateway editor 210 and modified 888108 by the execution engine 500 executing the instructions of the analysis engine 400, or any greater logical analysis engine 408 providing execution instructions 888107 to an execution engine 508 operating in a larger encompassing container 108 entering through that container's gateway 208 or an independent gateway 707, or sub-analysis engine operating at any gateway level, records 888109 the register information of container 404, and alters the register information of container 404. The gateway 5051 reports 888110 the transaction to the gateway 9081 of container 908, being the next higher logical container. Gateway 9081 holds 888111 in gateway storage 205 the information until collected by one or more data collection processes 700, or reported to one or more data reporting processes 600, serving 888112 one or more analysis engines 400 residing independently on the system 10 or an analysis engine at higher logical container 303. The analysis engine 400, comparing 888114 reports of user hierarchically graded usage on information container 808 under the operations of the search engine 320 and the search

interface 300, after receiving 888113 reports from the data reporting means of container 404 being moved to container 909, determines 888115, i.e., that the number of time and space relevant containers residing within container 909 is sufficient to warrant an action, and directs 888115 the execution engine 500 to copy container 909, nested within container 908, to a third information container 808. As the copy instruction from execution engine 500 transits the gateway of container 908, the gateway 9081 records 888116 the instruction. The copy instruction interacts 888117 with the registers 909120 of container 909 regarding the rules governing its copying to another location. Once approved 888118 by the governing rules of registers 909120 appended to container 909, container 909 is duplicated 888118. As the duplicate container 909 exits the container 908, the gateway records 888119 the register information 909120 of container 909, and the registers 909120 of container 909 are altered 888120 by special instructions from gateway 9081 under the rules residing in gateway 9081 regarding ingress and egress and the rules residing in the registers 909120 of container 909 regarding alteration by gateways upon ingress and egress. Passing through independent gateway 707, the register information 909120 is recorded 888121, and awaits 888122 data collection or reporting 700, 600. As container 909 enters container 808, the gateway records 888123 the register information 909120 of container 909, the registers 909120 of 909 are altered 888124 by special instructions from gateway 8081, operating under the rules as described in the paragraph above, and container 909 takes up residence 888125 within container 808.

Container 909, now also logically residing (in addition to its original container residence) within container 808, commences to interact 888126 with other containers 606 in 808 under the rules governing container interaction within container 808 as received from gateway 8081 upon transiting that gateway, and under the rules of registers 606120, 909120 of the interacting containers 606, 909, operating under the rules as described in the paragraph above. Through data collection and reporting 700, 600, analysis engine is appraised 888127 of container's 909 new duplicate residence.

Referring now to Fig. 14, the screen interface of the container editor is shown. This interface is a process wherein input is received by the user using the main menu 78 or drop down menu 1419, or using an input device to "drag and drop" or click, causing the system 10 to acquire 1409, edit 1410 or create 1411 a file 1407, container 1408 or digital content 01, to

search for 1412, acquire 1413, edit 1414 or create 1415, print 1416, or containerize 1417 a container 100, to select 1402, (or by clicking on register), search 1403, acquire 1404, edit 1405, or create a register 1406 to append or detach registers 120 to those containers, to set register values in those registers 120, to utilize the register editor 125 through 1405 to create
5 new registers, or to 1418 add, detach, acquire a gateway 200 to append or detach to those containers, and utilize the gateway editor 210 through 1418. (See detailed description referring to Fig. 5)

Referring now to Fig. 15, the screen interface of the gateway editor is shown. This interface is a process wherein input is received by the user using the main menu 1501 or drop
10 down menu 1513, or using an input device to “drag and drop” or click, causing the system 10 to search for 1507, acquire 1508, edit 1509 create 1510, print 1511 or containerize 1512 gateways, and causing the system 10 to establish rules by which an individual gateway governs the transiting 1502, entering 1503, exiting 1504 of containers and the interaction of containers within its domain 1505, and external of its domain.1506. (See detailed description
15 referring to Fig. 11).

Referring now to Fig. 16, the screen interface of the search interface. This interface is a process wherein input is received by the user using the main menu 1625 or drop down menu 1624, or using an input device to “drag and drop” or click, or by entering text, causing the system 10 to select 1615, search for 1616, acquire 1617, edit 1618 create 1619, print 1620,
20 containerize 1621 (by accessing the container editor 110) or insert 1622 digital search strings into the search box 1623 in order to submit that string to the search engine 320, or causing the system 10 to select 1602, search for 1603, acquire 1604, edit 1605, create 1612, containerize 1613 (by accessing the container editor 110), or insert 1614 search keys (templates that comprise search scope in geographic range, container level, and specific key words or digital
25 strings), or containerized searches (containers 110), into the search box 1623 in order to submit that string to the search engine 320 , or causing the system 10 to set a search range by geographic range 1607, container level 1608, or acquire 1609, edit 1610 or create 1611 a scope template. (templates that comprise search scope in geographic range and, container level.)
(See detailed description referring to Fig. 6).

30 Referring now to Fig. 17, a drawing showing, on an input device or computer screen 24, in any generic (dashed lines) software application program, a drop-down menu link 1403

on a drop down menu 1402 dropping down from a main menu 1401, and a free-floating button link 1404, is shown. When input is received at 1402 or 1403, the system 10 makes available to the user the containerization process or container editor 110. When input is received at drop-down menu link 1405 or a button link 1406, the system 10 makes available to the user the means to enter and interact with this system 10 or this network 201 in any of their aspects. The interfaces 1403, 1404 show a process wherein input is received causing the system 10 to encapsulate content or access the container editor 110. The link also allows the user to encapsulate the page or file on which he is currently working, without selecting content, and if so desired, without accessing the container editor. The interfaces 1405, 1406 show a process wherein input is received causing the system 10 to access or interact with the system 10 or the network 201.

The present invention also includes a search engine 320. Once the key word(s), phrase or digital segment is entered into the search interface 300, or an offered selection chosen on the menu, it is utilized by the search engine 320 to locate the desired site or data.

The search engine employed may be any industry standard search engine such as Verity "Topic", or Personal Library Software, as used in Dow Jones News Retrieval, or Internet search engines such as Webcrawler, Yahoo, Excite, Infoseek, Alexa or any Internet search engine, or any new engines to be developed capable of searching for and locating digital segments, whether text, audio, video or graphic.

The present invention also includes an analysis engine 400. Utilizing rules-based analysis, the analysis engine determines the class of storage medium upon which containers reside, the subsets and supersets by which and in which containers encompass and reside within one another, the routes of access to those containers, the historically successful search parameters by which those containers are accessed based upon the identity of the user accessing the containers, and the grade of access chosen by the user in accessing that container 100.

Utilizing a pre-programmed sequence of compilation, and inductive, deductive and derivative analysis, the analysis engine manufactures instructions based upon the analysis of the information submitted by the gateways and the search interface, and submits those instructions to the appropriate execution engine 500 in order to create new information containers, content assemblages, storage schemes, access routes, search templates, and

gateway instructions, and others, and to provide informed search options through the search interface to the inquiring user.

The present invention also includes an engine editor 510, that provides a system administrator with a means of editing the operating principles of that search engine, and search
5 template loading in the search interface 300, a reporting and collection means editor 610, 710, governing data reporting 600 and data collection 700 at the gateways 200 as defined by the gateway editor 210 and the register editor 125, a container editor 110 for creating and modifying containers and appending registers to containers, a register editor 125 for creating and modifying container registers and establishing and adjusting the values therein, container
10 gateways 200 with their own storage 205, information containers 100 for holding information and container registers for holding information about specific containers and their history on the network.

The present invention also includes an execution engine 300. Based upon instructions received from the analysis engine 400 utilizing the communication device 26, the execution
15 engine 500 provides search phrases to the search interface 300 based upon initially received inquiries, relocates containers including their programs, data and registers to other directories, drives, computers, networks on other classes of storage mediums, i.e., tape drive, optical drive, CD-ROM, deletes, copies, moves containers to nest within or encompass other containers on other directories, drives, computers, networks to nest within other containers, alters the class
20 of storage medium upon which containers reside, the subsets and supersets by which and in which containers encompass and reside within one another, the routes of access to those containers, and the historically successful search parameters by which those containers are accessed based upon the identity of the user accessing the container and the grade of access chosen by the user in accessing that container.

The execution engine 400 fulfills the instructions of the analysis search engine 500, to
25 create new information containers, content sub and superset assemblages, storage schemes, access routes, search templates, gateway 200 instructions and other system functions. The execution engine includes an editor 510 that provides a system manager with a means of editing the operating principles of that search engine, governing data reporting, data collection
30 700, search template loading, gateway instructions, and other functions.

The present invention also includes flat or relational databases 900, used where, and as required.

The present invention also includes a communication device 26 supporting all operations on a network wide basis.

5 The present invention also includes a search engine 300 to locate the desired site or data. The present invention also includes databases 900, flat or relational, to serve the other components of the system as needed and where needed.

10 The present invention also includes editors, by which the user may alter the governing aspects of the system. Editors include, but are not limited to, a container editor 110, a register editor 125, a gateway editor 210, an engine editor 510, a reporting means editor 610, a search interface 300, and a collection means editor 710.

The present invention also includes specific screen interfaces for the editors, as described in Fig. 14, Fig. 15. and Fig. 16.

15 The present invention also includes a means for this system 10 and network 201 or **container editor 110** to be accessed from a menu or button selection within any program, as described in Fig. 17.

20 While the present invention has been described with reference to certain preferred embodiments, those skilled in the art will recognize that various modifications may be provided. For example, both analysis engine and execution engine may be duplicated or modified for distribution at various locations and hierarchical positions in the gateway and container system throughout the network and designed to work in concert. Also, the physical computing infrastructure may be mainframe, mini, client server or other with various network and distributed computing designs, including digitally supported or based physical or public media, and the components of the system 10, as described in Fig. 1 may be physically distributed through space. Even the contents of a single container may be logically referenced but be physically distributed through the network and reside at multiple storage locations. The whole system may be hierarchically nested within other systems to the nth degree. Whole systems may also be encapsulated within containers. A single container may also encompass a single physical media, such as a CD-ROM disk, programmed with the container, gateway and register design. Gateways may be strategically placed on containers at ingress and/or egress points or may be placed strategically throughout the system for optimal collection and

25
30

reporting output and gateway system control. Also, the loop of gateway data collection and reporting, analysis engine analysis, instruction, and gateway modification, and execution engine operations may be infinitely nested, from the smallest container of two sub-containers to whole networks holding millions of containers and thousands of levels, with analysis itself
5 nested within the multiple levels. Gateways may be established at both logical and physical junctures such as a satellite uplink point. Also, the provision to establish a unique network identity might be designed to include as of yet unknown computer networks as they arise. The analysis and execution engines may operate on a rules-based, fuzzy logic, artificial intelligence, neural net, or other system not yet devised. Other variations upon and
10 modifications to the preferred embodiments are provided for by the present invention, which is limited only by the following claims. Also, the classification scheme of nested containers, while designated by the container creators, may transform, be utilized otherwise, or be wholly discarded according to usage. Also, hardware configurations, such as the use of RAM or hard drives for storage or lasers for communication may assume myriad forms without altering the
15 essential operation of this invention.

WHAT IS CLAIMED IS:

1. An apparatus for transmitting, receiving and manipulating information on a computer system, the apparatus including a plurality of containers, each container being a logically defined data enclosure and comprising:
5 an information element;
a plurality of registers, the plurality of register forming part of the container, a first register of the plurality of registers for storing a unique container identification value, a second register of the plurality of registers that stores information and evolves according to the relationship, use and interaction of the container with other containers, processes and systems;
10 and
a gateway attached to and forming part of the container, the gateway controlling the interaction of the container with other containers, systems and process.
2. The apparatus of claim 1, wherein the information element is one from the group of text, graphic images, video, audio, a digital pattern, a process, a nested container, bit,
15 natural number and a system.
3. The system of claim 1, wherein the plurality of registers include at least one container history register for storing information regarding past interaction of the container with other container, system or processes, the container history register being modified.
4. The system of claim 1, wherein the plurality of registers include at least one
20 system history register for storing information regarding past interaction of the container with different operating system and network processes.
5. The system of claim 1, wherein the plurality of registers include at least one predefined register, the predefined register being a register associated with an editor for user selection, the predefined register appendable to any container.

6. The system of claim 1, wherein the plurality of registers include a user-created register, the user-created register generated by the user, one or more of which is appendable to any container.

7. The system of claim 1, wherein the plurality of registers include a system-defined register, the system-defined register set, controlled and used by the system, one or more of which is appendable to any container.

8. The system of claim 1, wherein the plurality of registers include at least one register for controlling the relationship of the container with other containers, systems and processes using time as a parameter.

9. The system of claim 8, wherein the plurality of registers include:
an active time register for identifying times at which the container will act upon other containers, processes, systems or gateways;
an passive time register for identifying times at which the container can be acted upon other containers, processes systems, or gateways; and
a neutral time register for identifying times at which the container may interact with other containers.

10. The system of claim 1, wherein the plurality of registers include at least one acquire register for controlling whether the container adds a register or a container from other containers when interacting with them.

11. The system of claim 1, wherein the plurality of registers include at least one register for controlling the relationship of the container with other containers using space as a parameter.

12. The system of claim 11, wherein space refers to the geographic location of a the container.

13. The system of claim 11, wherein space refers to the logical address space of a network in which a container resides.

14. The system of claim 11, wherein the plurality of registers include:
an active space register for identifying space in which the container will act upon other
5 containers, processes, systems or gateways;
an passive space register for identifying from which the container can be acted upon
other containers, processes systems, or gateways; and
a neutral time register for identifying space in which the container may interact with
other containers.

10 15. The system of claim 1, wherein the gateway includes means for acting upon another container, the means for acting upon another container using the plurality of register to determine whether and how the container acts upon other containers.

16. The system of claim 1, wherein the gateway includes means for allowing
interaction, the means for allowing interaction using the plurality of registers to determine
15 whether and how another container can act upon the container.

17. The system of claim 1, wherein the gateway includes means for gathering
information, the means for gathering information recording register information from other
containers, systems and processes that interact with the container.

18. The system of claim 1, wherein the gateway includes means for reporting
20 information, the means for reporting information providing register information to other
containers, systems and processes that interact with the container.

19. The system of claim 1, wherein the gateway includes an expert system
including rules defining the interaction of the container with other containers, systems and
processes.

20. A method for creating an interactive information container, the method including the steps of:

- forming a container;
- selecting an interactive register for the container;
- 5 identifying an item for inclusion in a container; and
- creating a container element that includes the identified item.

21. The method of claim 20, wherein the step of forming a container further comprising the steps of:

- displaying a plurality of container levels;
- 10 receiving input from a user selecting one of the displayed container level; and
- displaying a container template corresponding to the container level input.

22. The method of claim 20, wherein the step of selecting an interactive register further comprising the steps of:

- displaying a list of available registers;
- 15 receiving input selecting an available register from the list of available registers;
- receiving input values for the selected available register; and
- appending the register to the container.

23. The method of claim 20, wherein the step of creating a container element that includes the identified item further comprising the steps of:

- 20 providing a data structure as part of the container element;
- storing the identified element in the data structure; and
- associating the container element with the container.

24. The method of claim 20, wherein the step of forming a container includes the step of providing for the container a gateway that uses the interactive register to control the
25 interaction of the container with other containers, processes, and systems.

25. The method of claim 24, wherein the step of providing a gateway further comprising the steps of:

determining a current gateway for a system upon which the container is being created;
replicating the current gateway to create a new gateway; and
5 associating the new gateway with the container.

26. The method of claim 24, wherein the step of providing a gateway further comprising the steps of:

determining a register for a system upon which the container is being created;
replicating the determined register to create a new register; and
10 associating the new register with the container.

27. The method of claim 20, wherein the step of selecting an interactive register further comprising the steps of:

retrieving a list of available registers;
selecting an available register from the list of available registers by the system;
15 receiving input values for the selected available register from the system; and
appending the register to the container.

28. The method of claim 20, wherein the step of creating a container element that includes the identified item is performed by a system interacting with the container, and further comprising the steps of:

20 providing a data structure as part of the container element;
storing the identified element in the data structure; and
associating the container element with the container.

29. A method for interacting between a first interactive information container and a second interactive information container, the method including the steps of:

25 determining identification information for the first container using a first gateway;
determining identification information for the second container using a second gateway;

determining whether the first container can act upon the second container using the first gateway and a register of the first container;

determining whether the second container can be acted upon by the first container using the second gateway and a register of the second container; and

5 performing the interaction between the first and second containers prescribed by the first gateway and the register of the first container if both the first container can act upon the second container and the second container can be acted upon by the first container.

10 30. The method for interacting of claim 29, wherein the steps of determining identification information are performed by reading respective identification registers of the first and second containers.

31. The method for interacting of claim 29, further comprising the step of altering a register of the first container and a register of the second container to reflect the interaction between the first container and the second container.

15 32. The method for interacting of claim 29, further comprising the step of adding registers to the first container based on the registers in the second container and the second gateway.

33. The method for interacting of claim 29, wherein the step of performing also uses the second gateway and the register of the second container to determine the prescribe action to be taken.

20 34. The method for interacting of claim 29, further comprising the steps of:
determining whether the first container should add an identified register of the second container as a new register of the first container using an acquire register and the first gateway of the first container; and
adding the new register to the first container if it is determined that the new register
25 should be added to the first container.

35. The method for interacting of claim 29, further comprising the step of modifying the first gateway of the first container based on the interaction between the first container and the second container.

5 36. The method for interacting of claim 35, wherein the step of modifying includes modifying rules of an expert system that forms the first gateway of the first container.

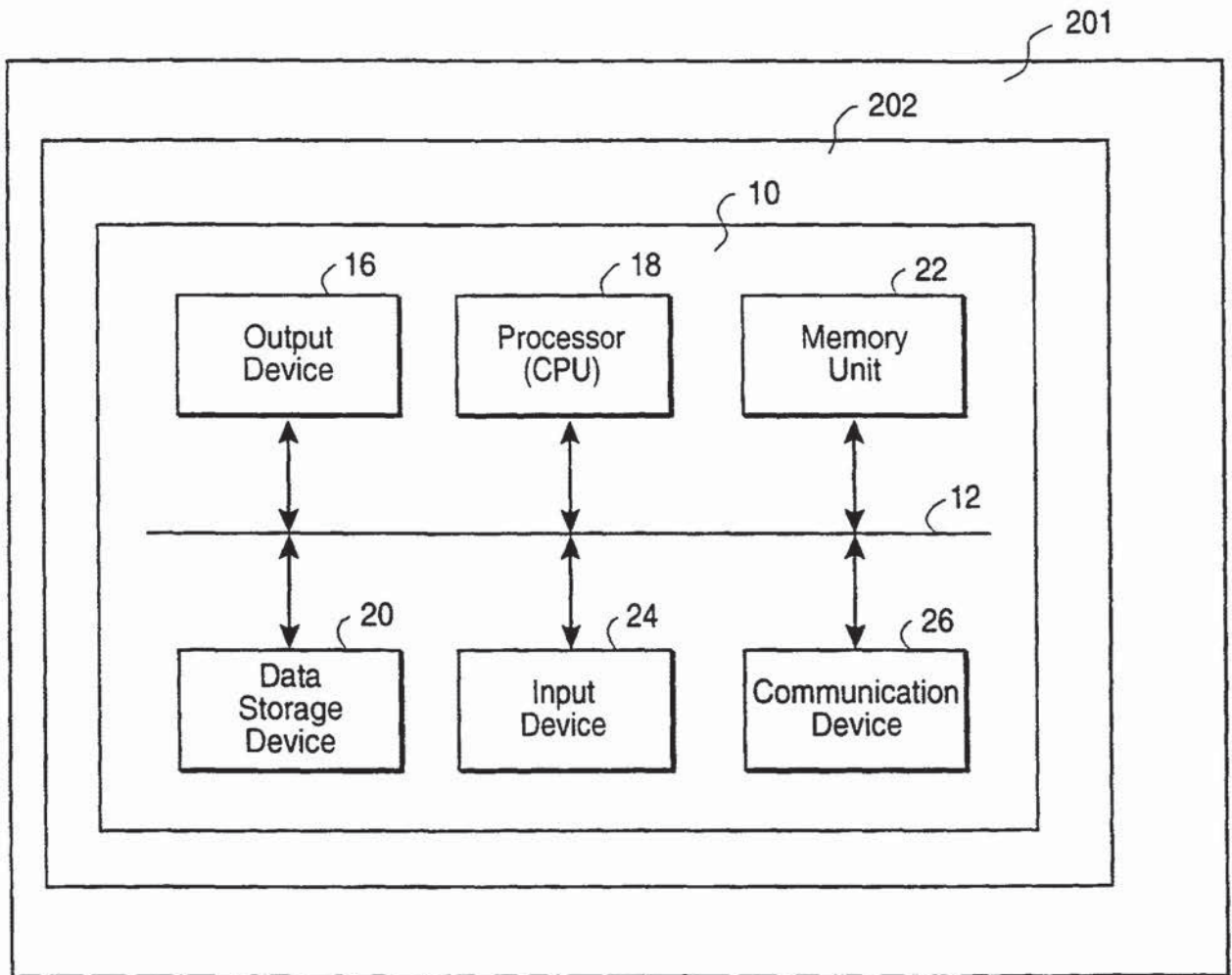


FIG. 1

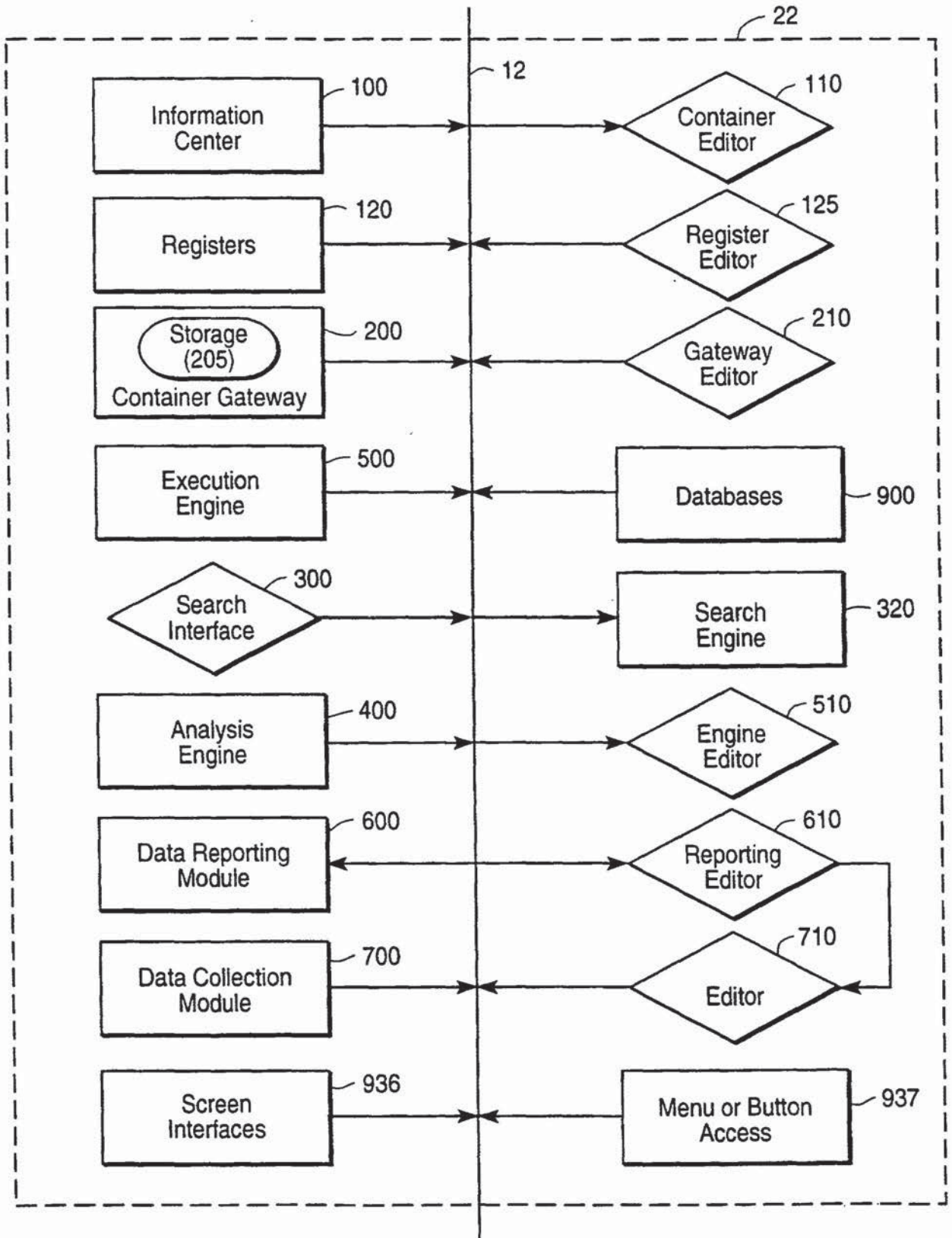
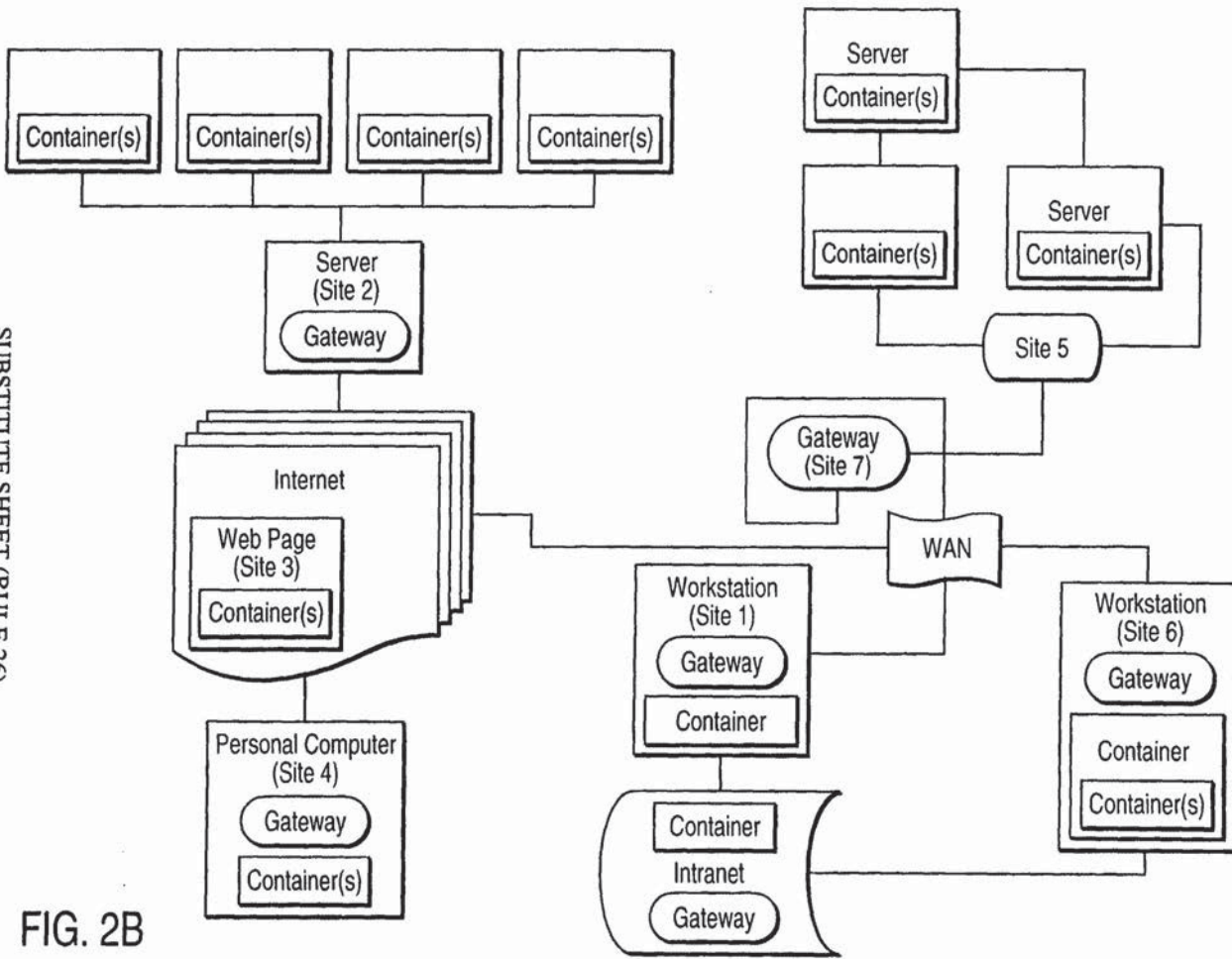


FIG. 2A



SUBSTITUTE SHEET (RULE 26)

FIG. 2B

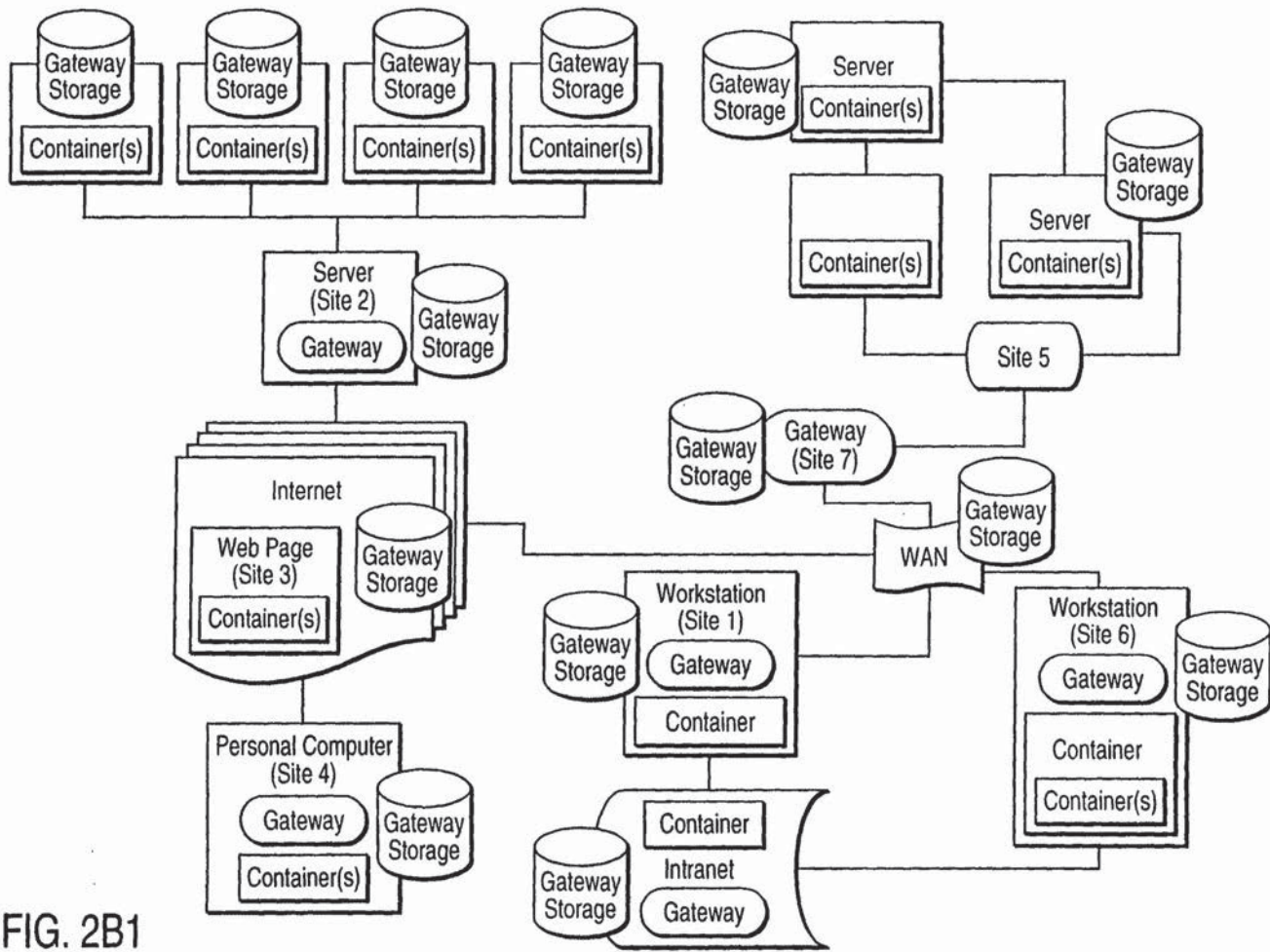


FIG. 2B1

5/30

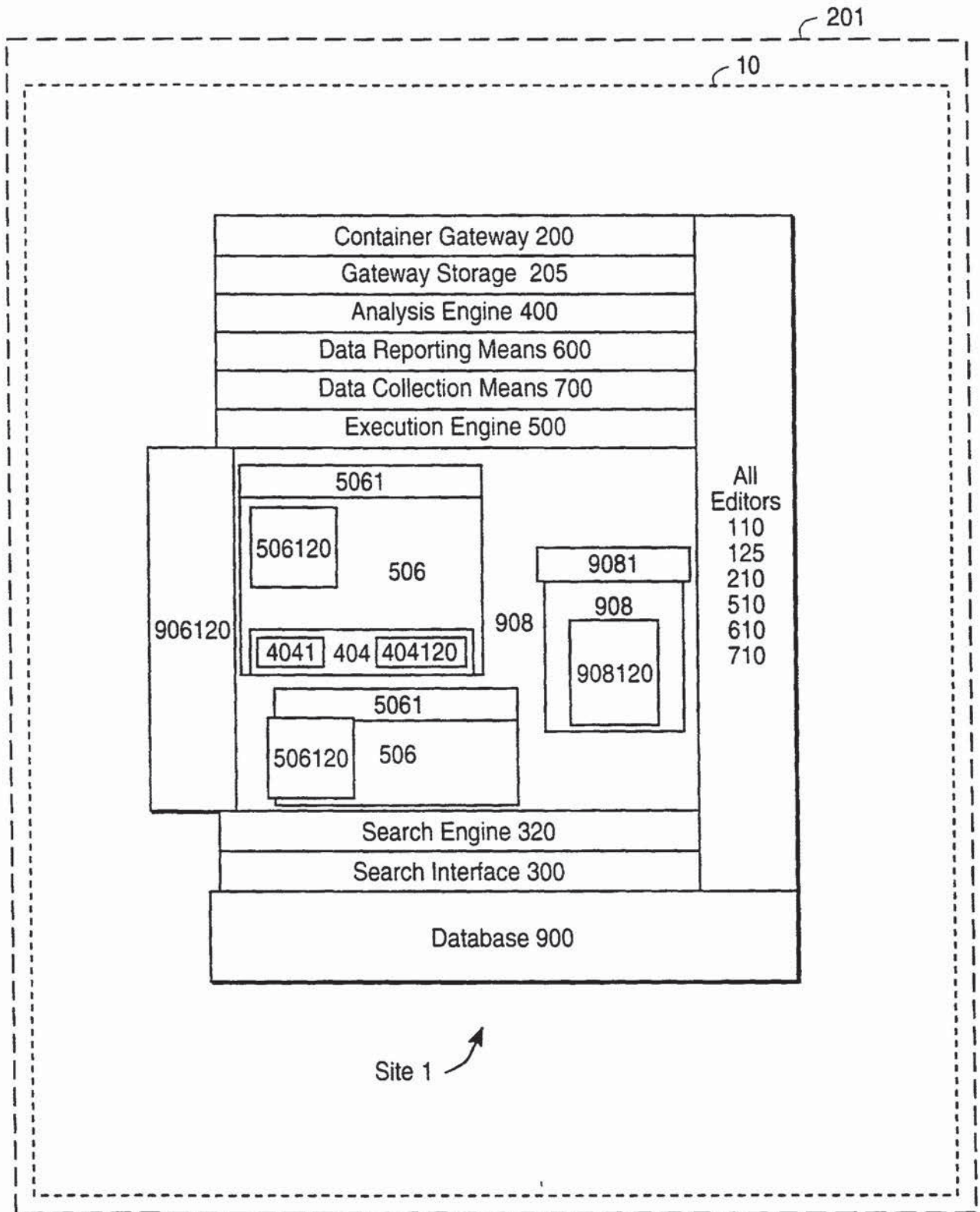


FIG. 2C

6/30

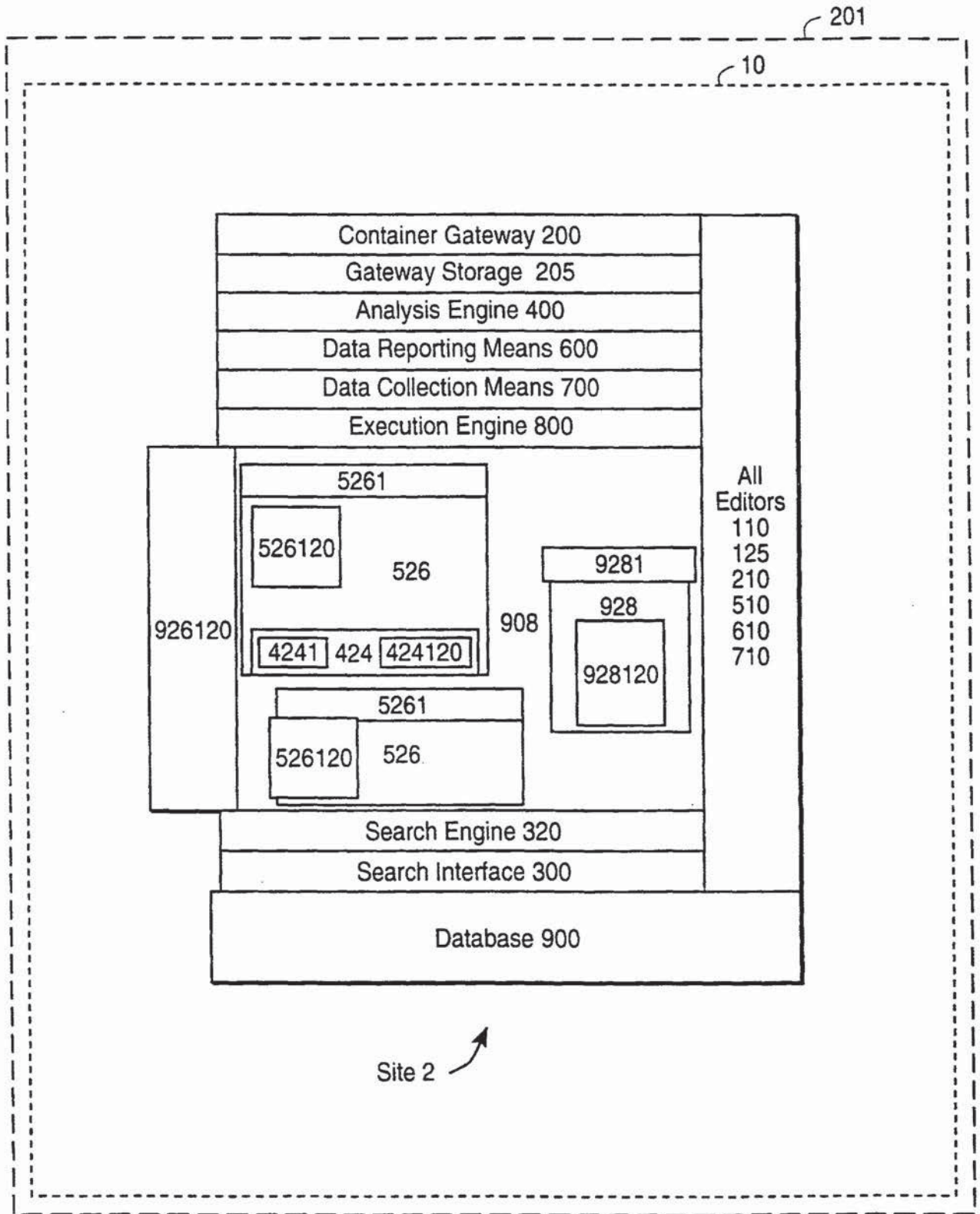


FIG. 2D

7/30

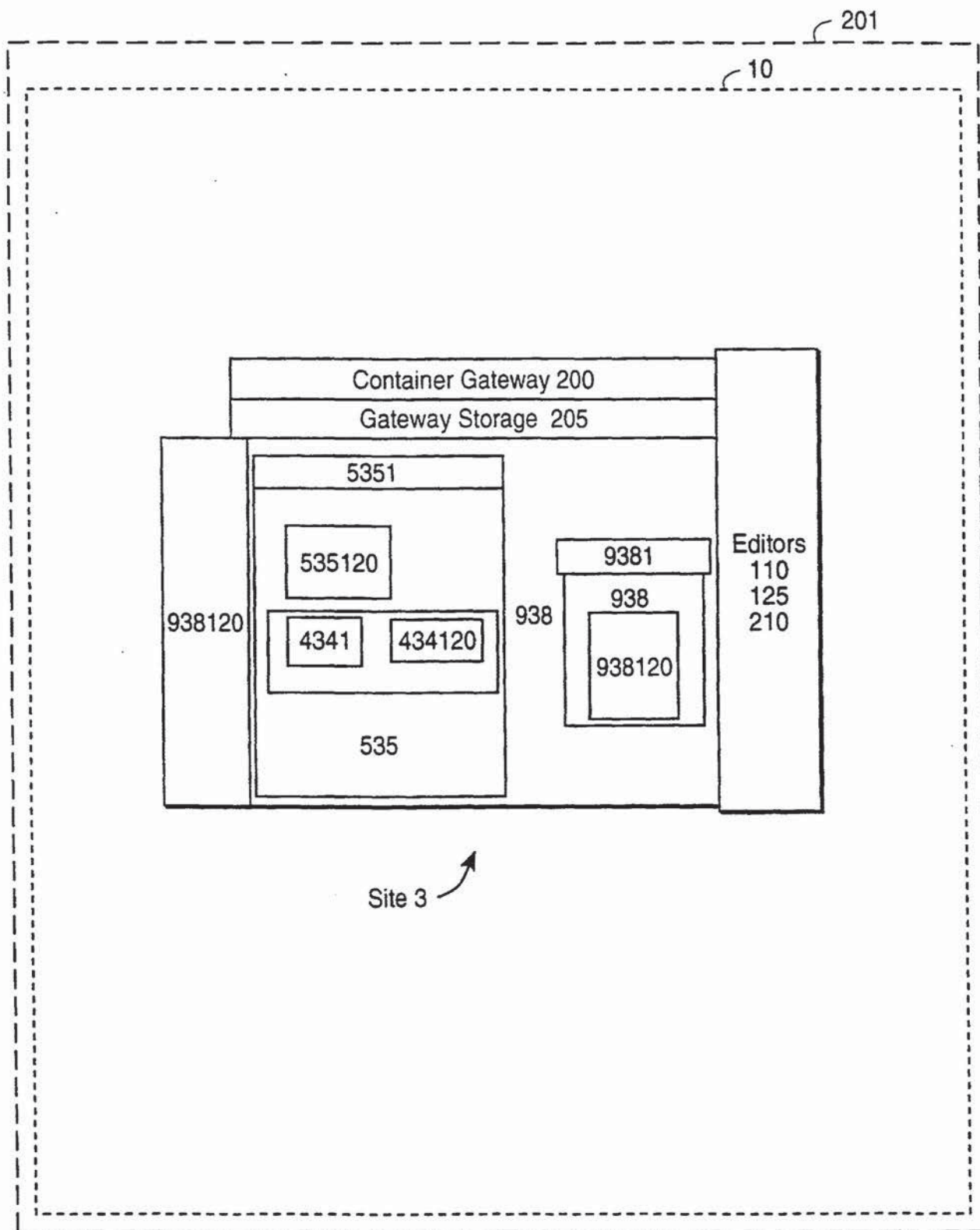


FIG. 2E

8/30

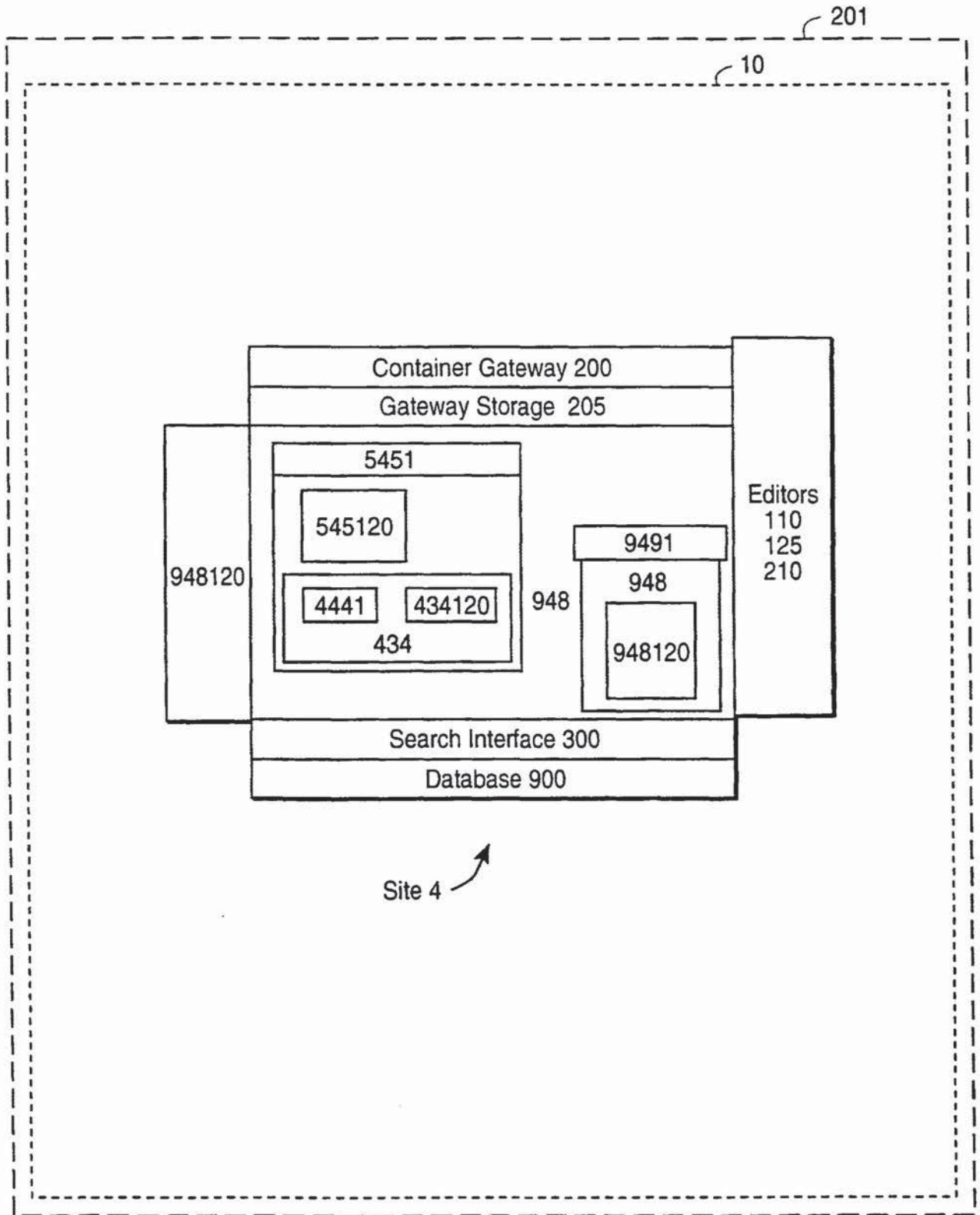


FIG. 2F

9/30

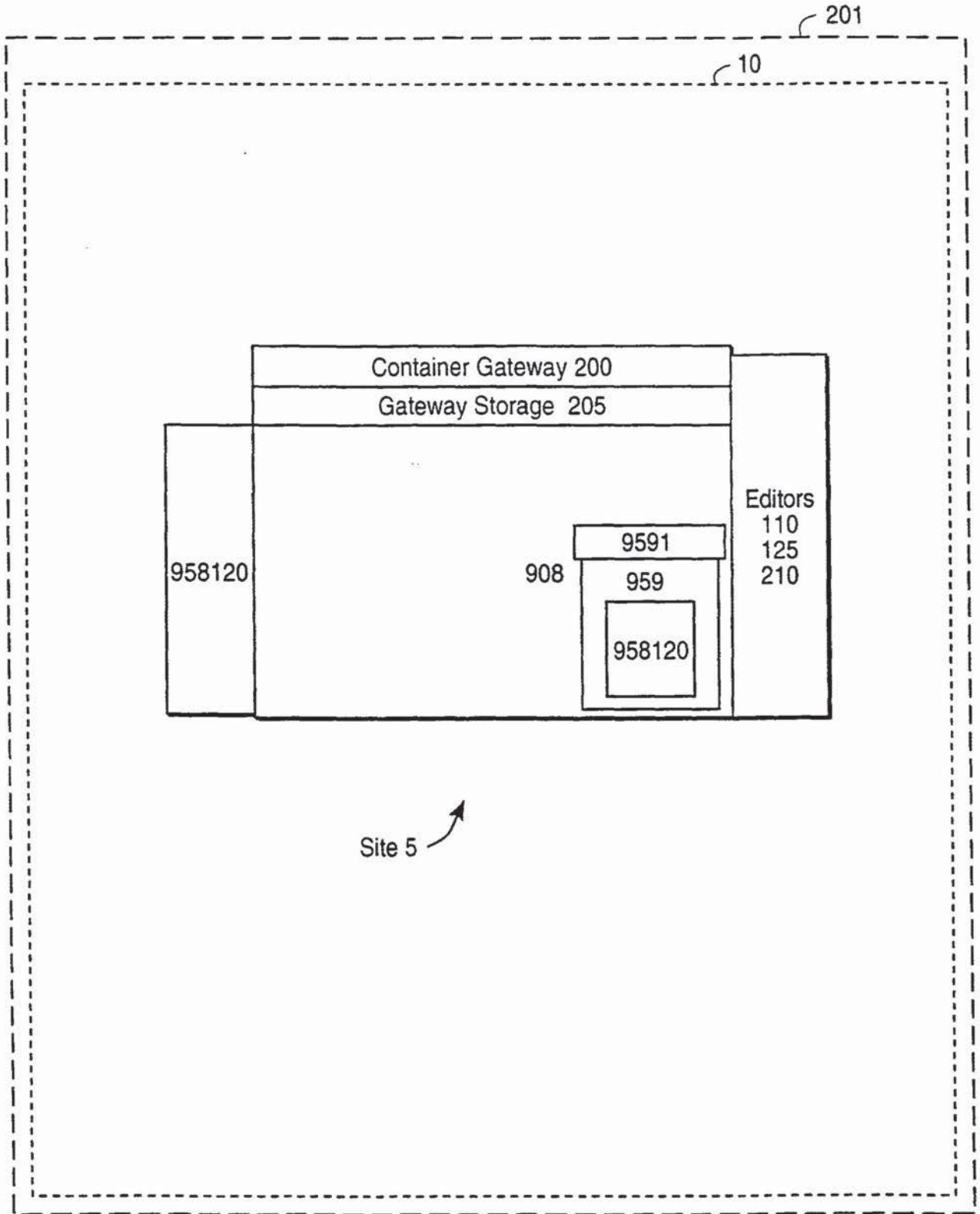


FIG. 2G

10/30

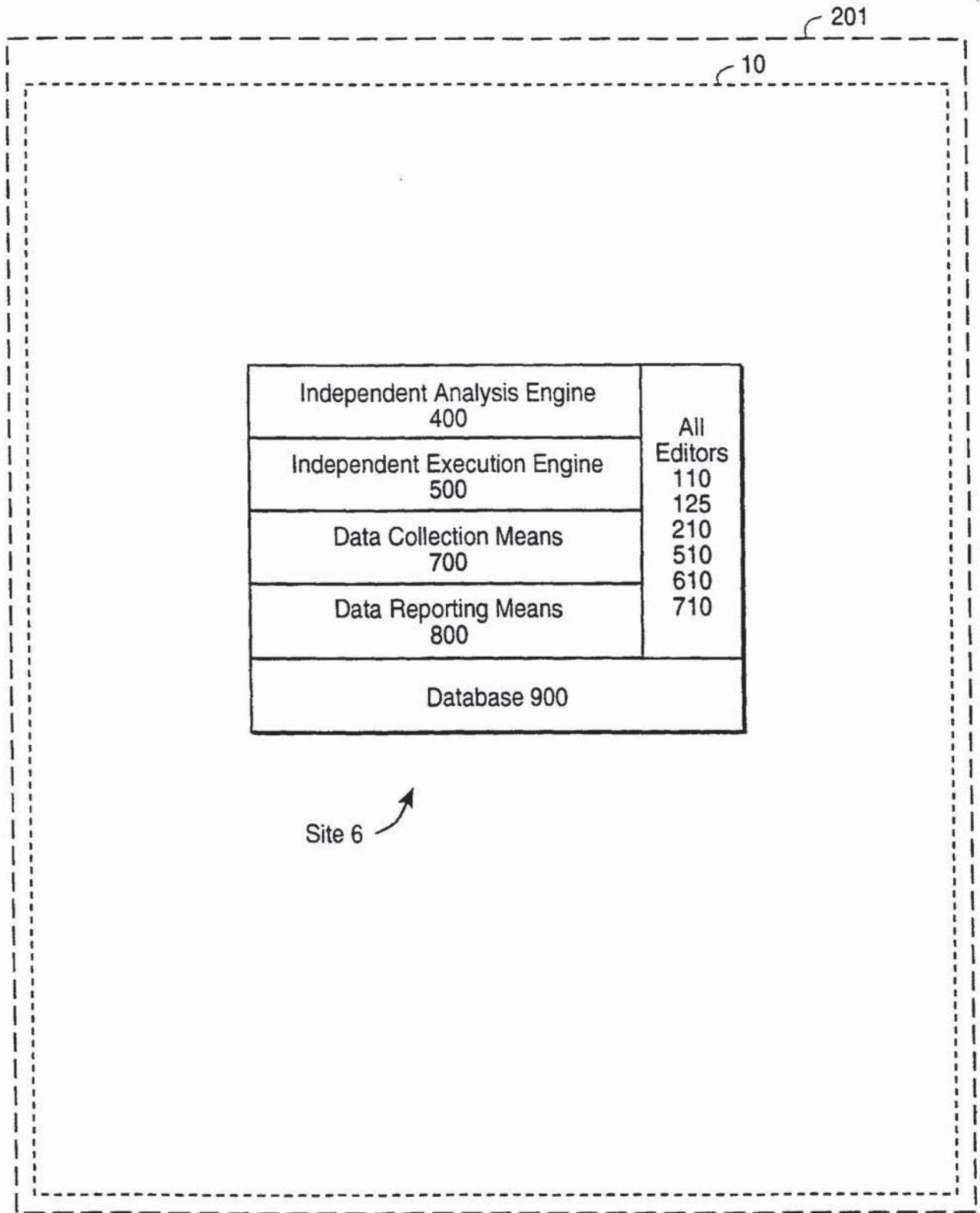


FIG. 2H

11/30

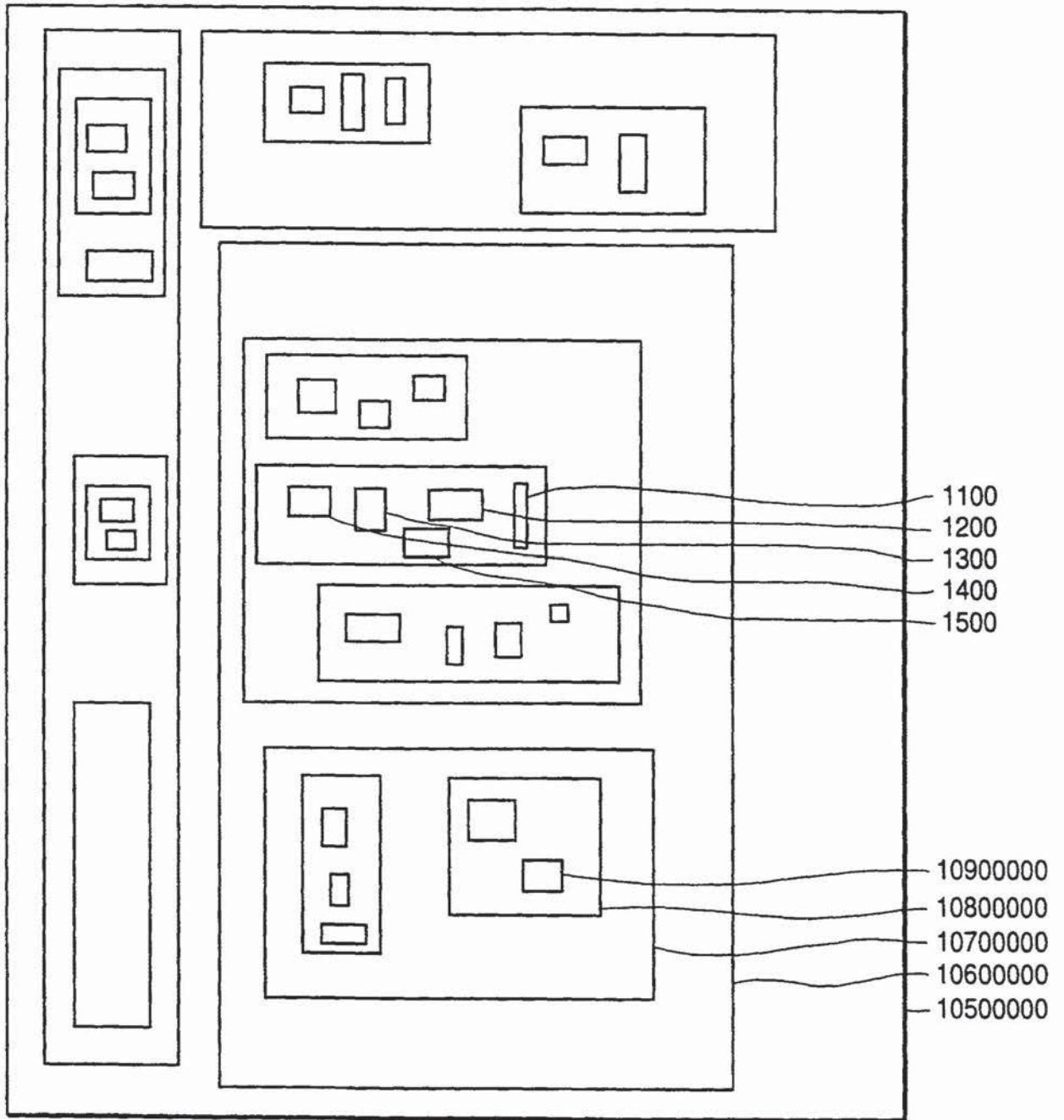


FIG. 3A

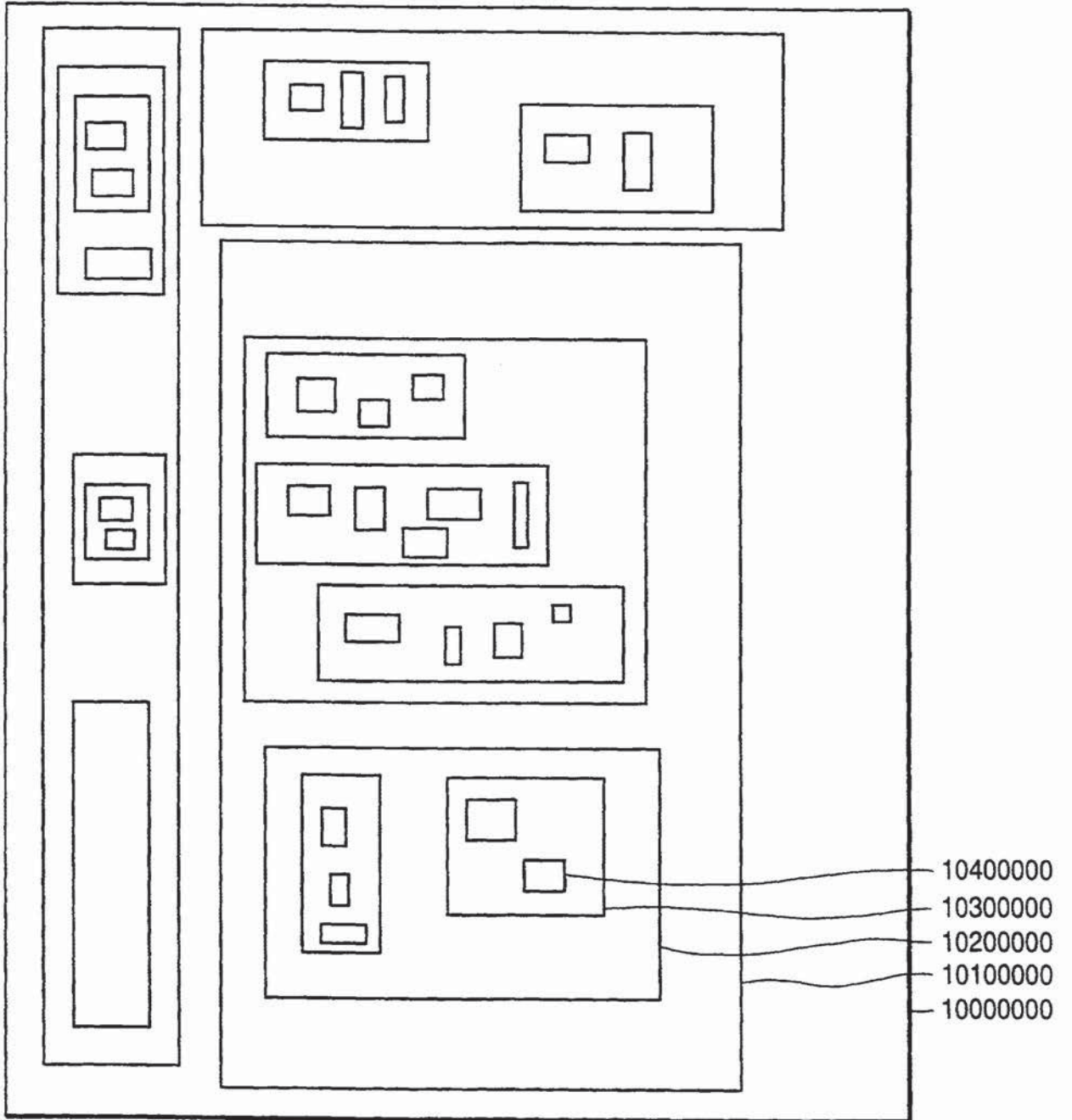


FIG. 3B

(100)

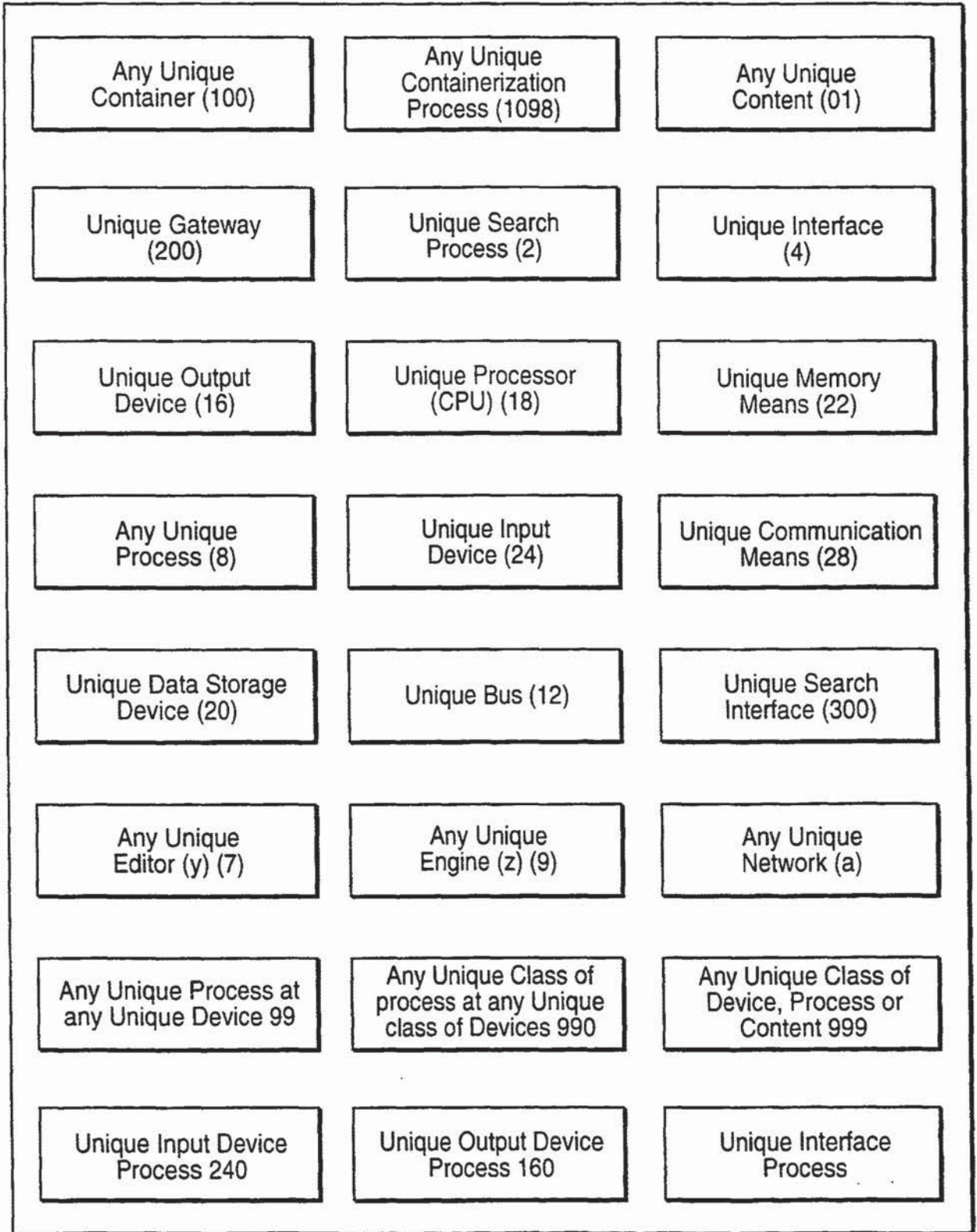


FIG. 3C

14/30

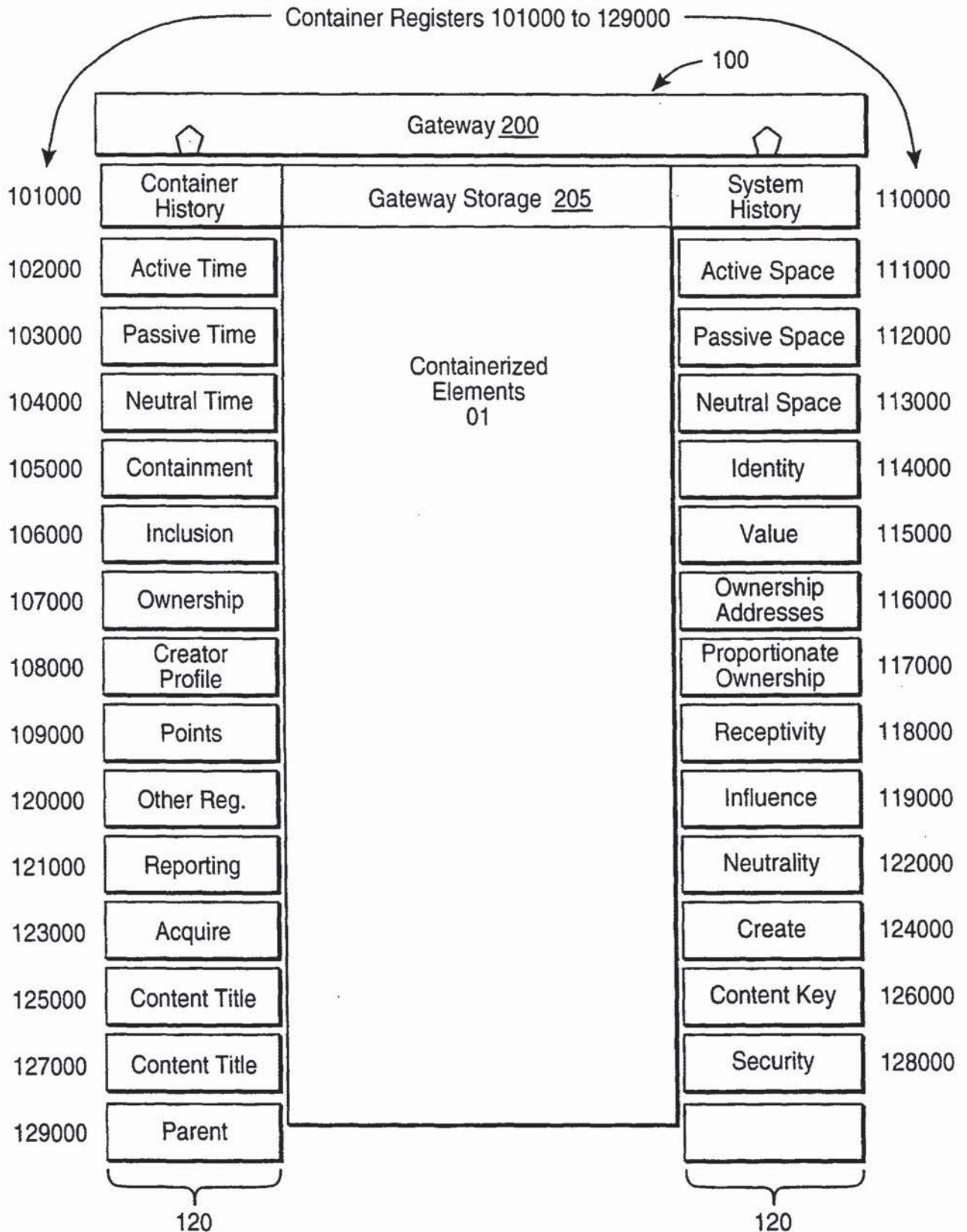


FIG. 4

SUBSTITUTE SHEET (RULE 26)

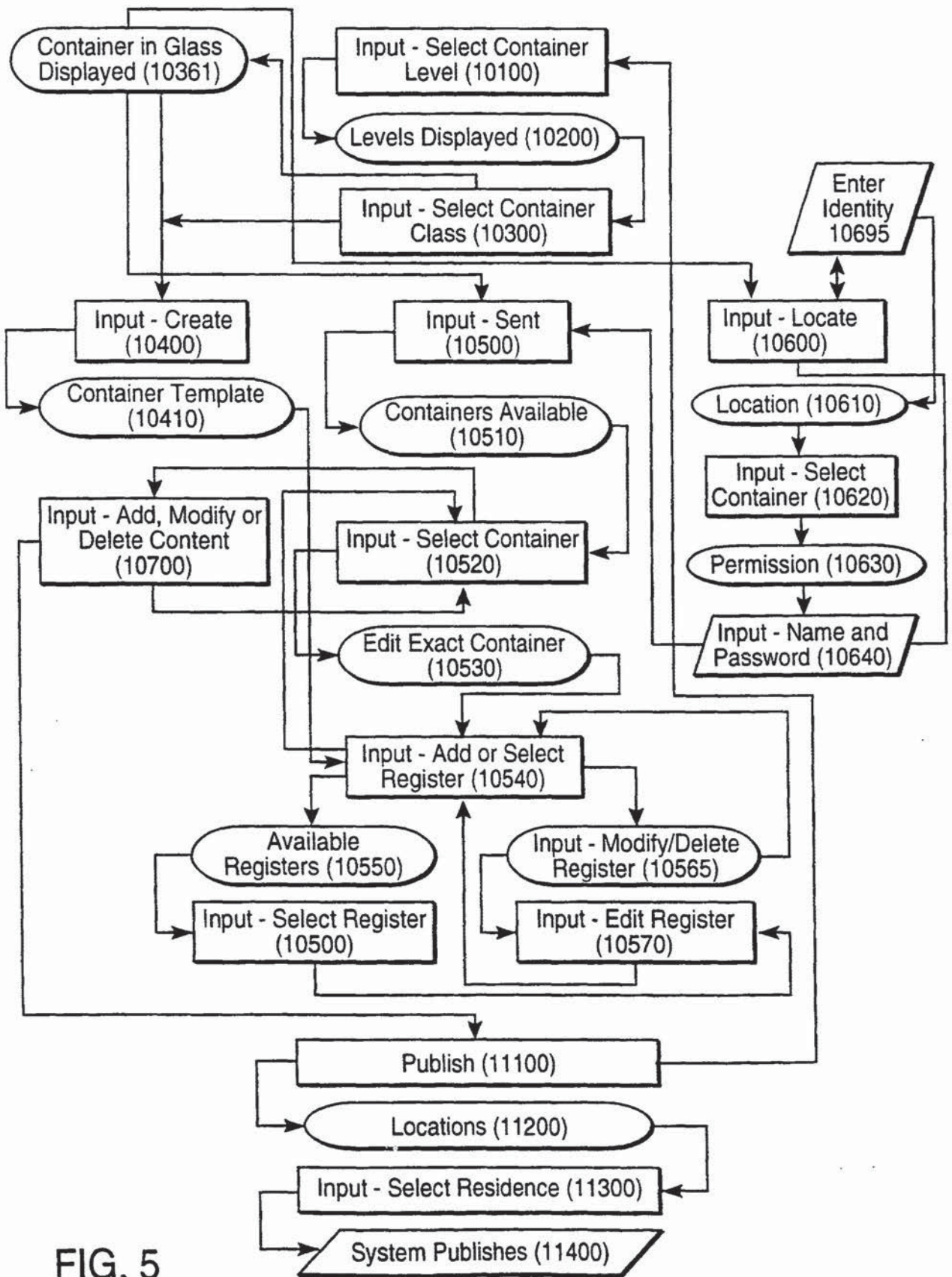


FIG. 5

16/30

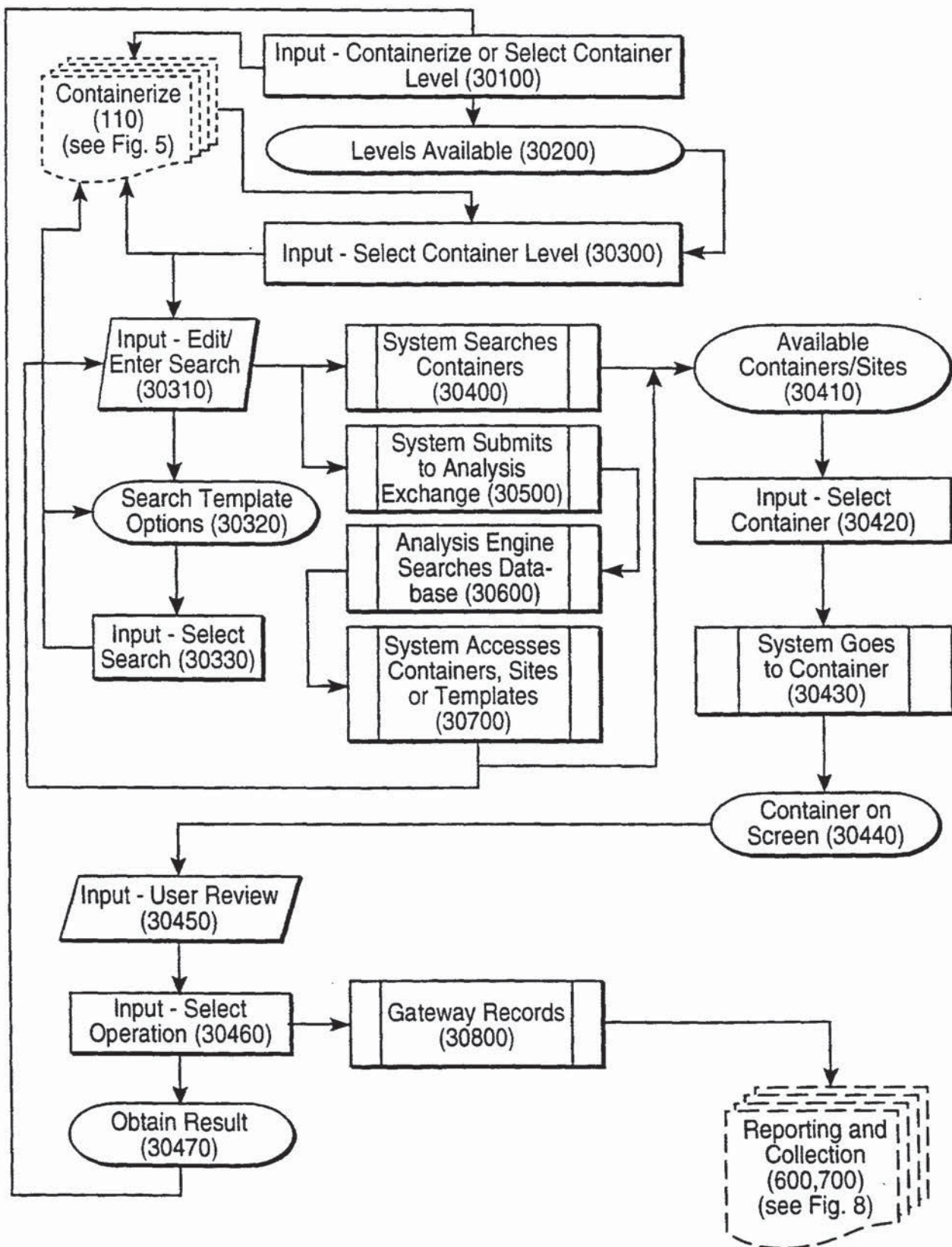


FIG. 6

17/30

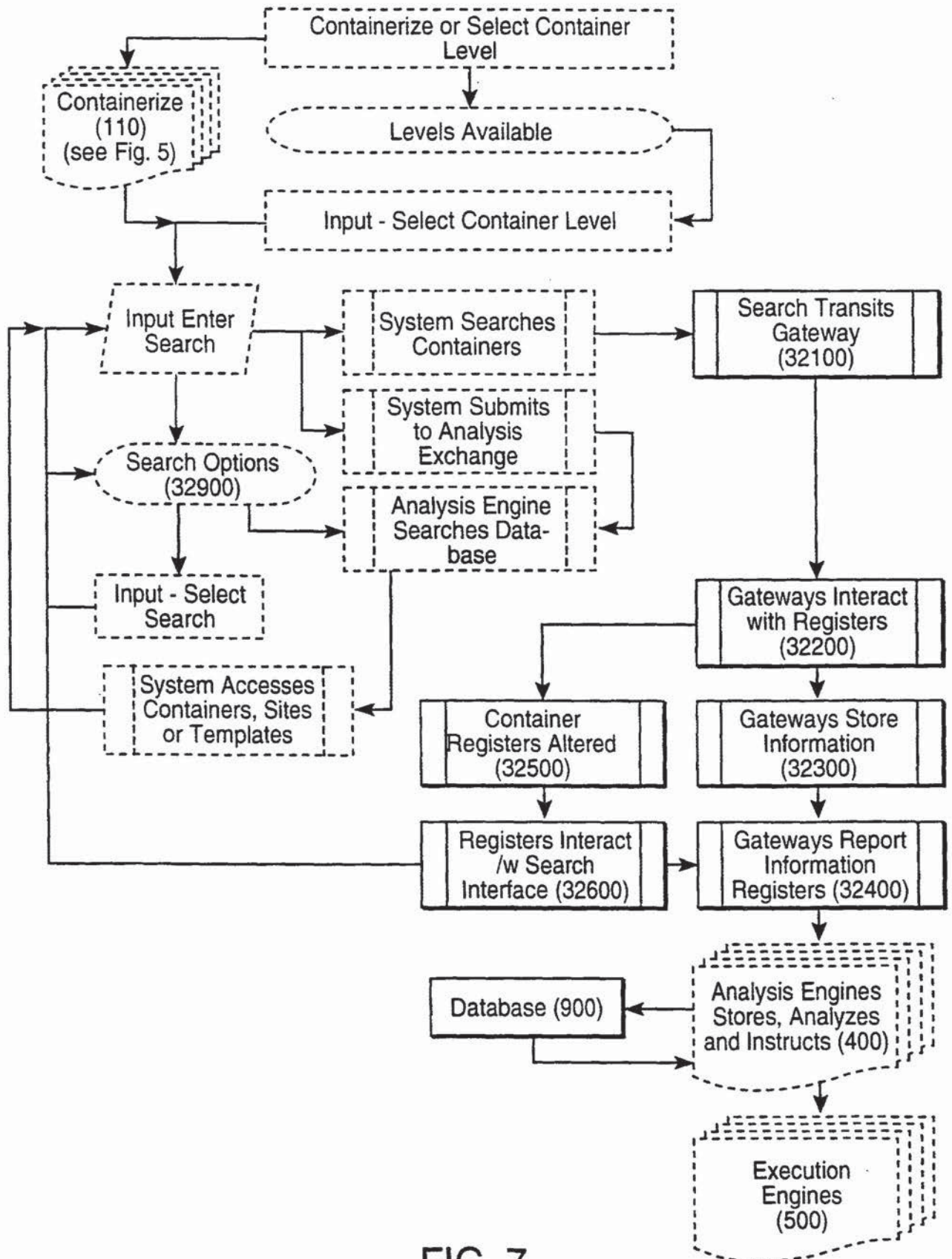


FIG. 7

SUBSTITUTE SHEET (RULE 26)

18/30

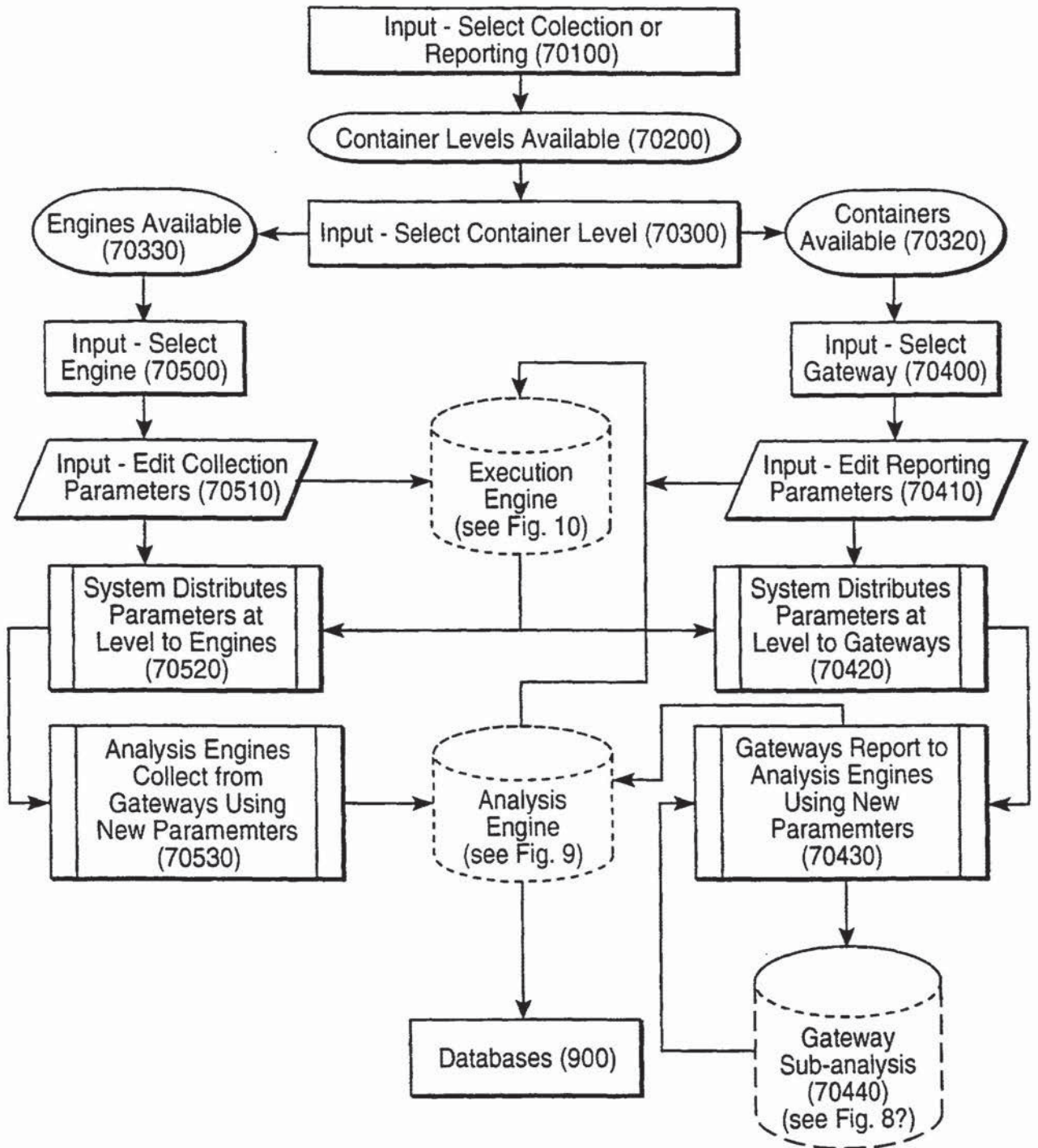


FIG. 8

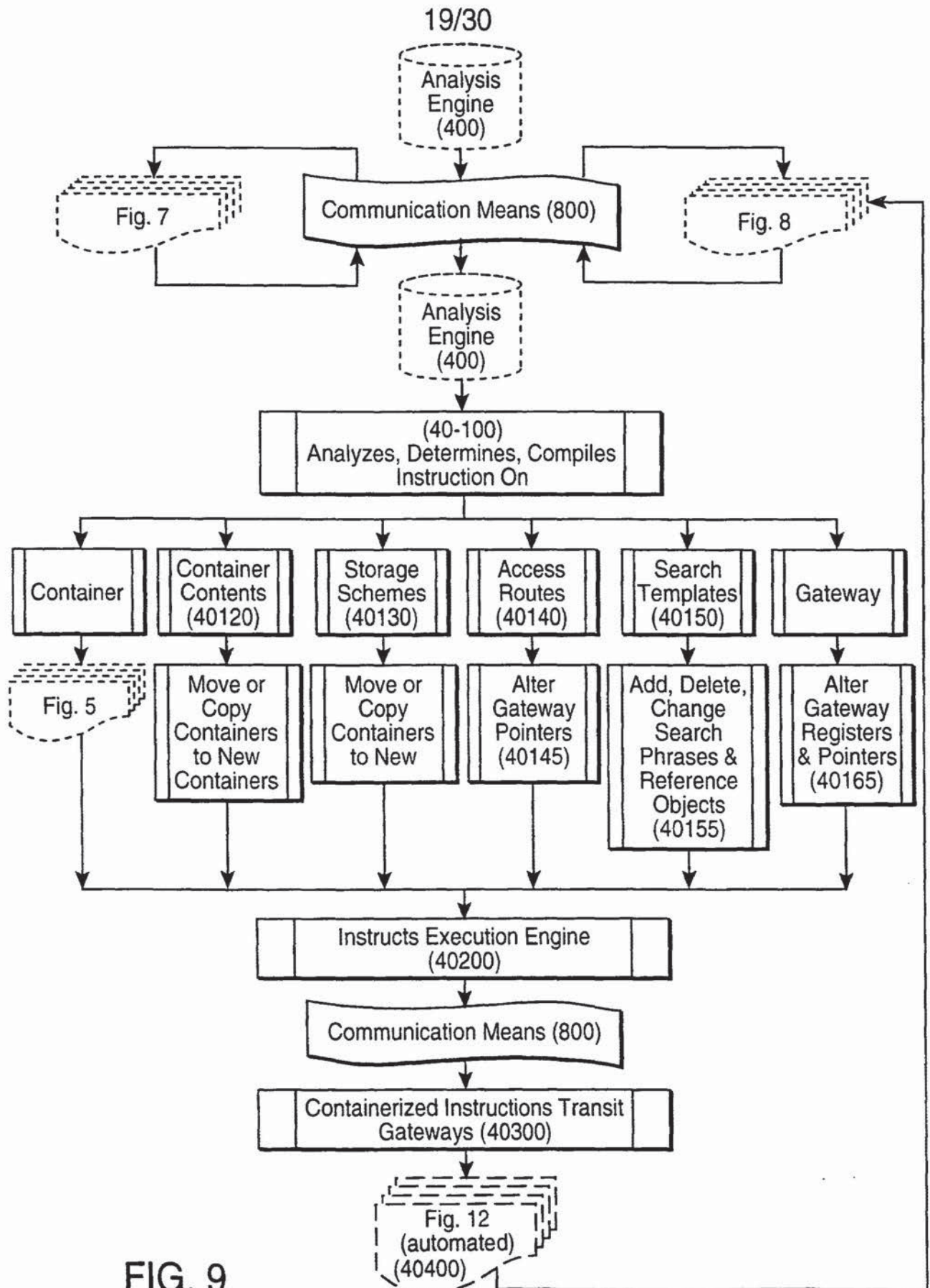


FIG. 9

20/30

EXECUTION ENGINE

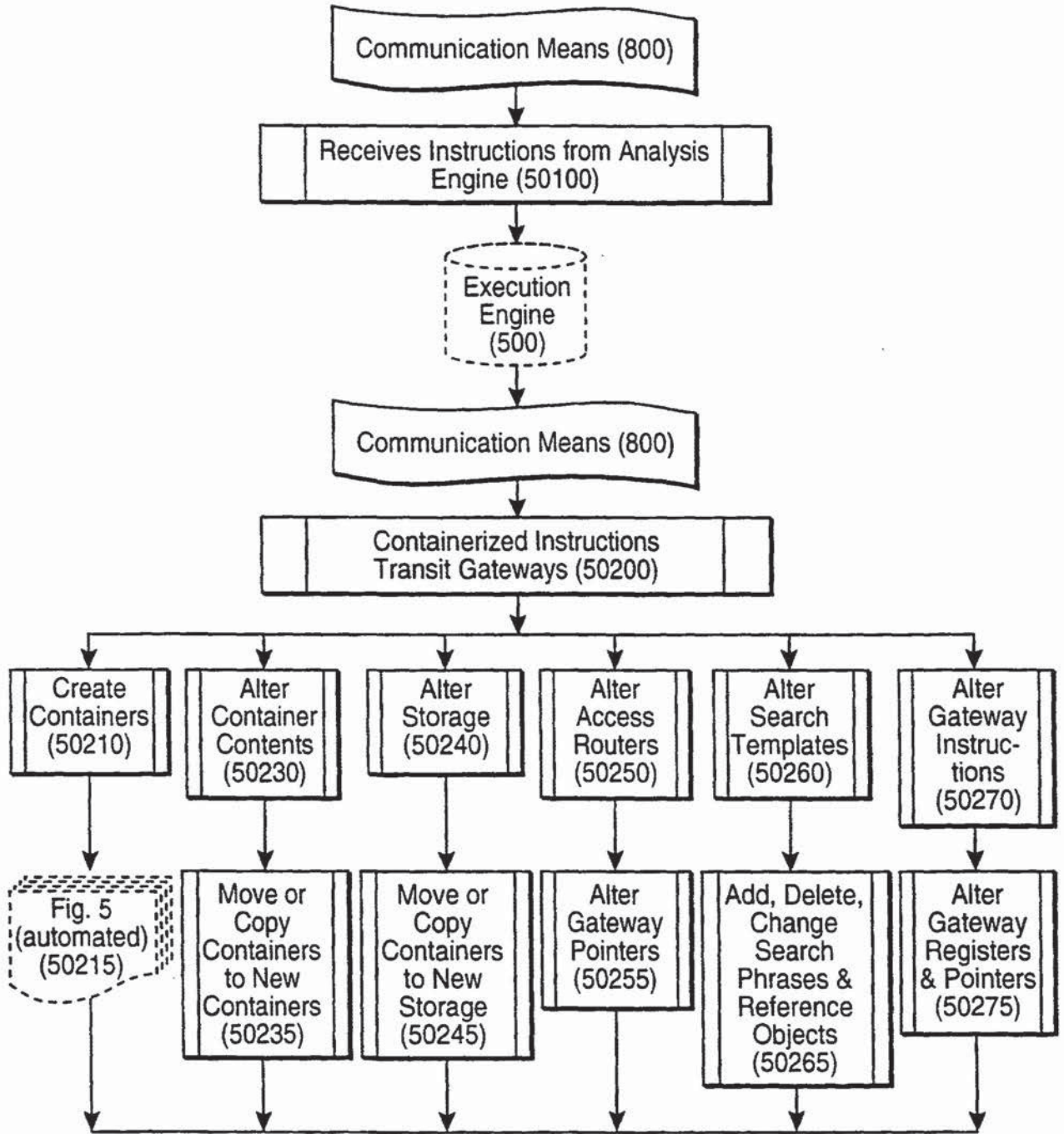


FIG. 10

GATEWAY EDITOR

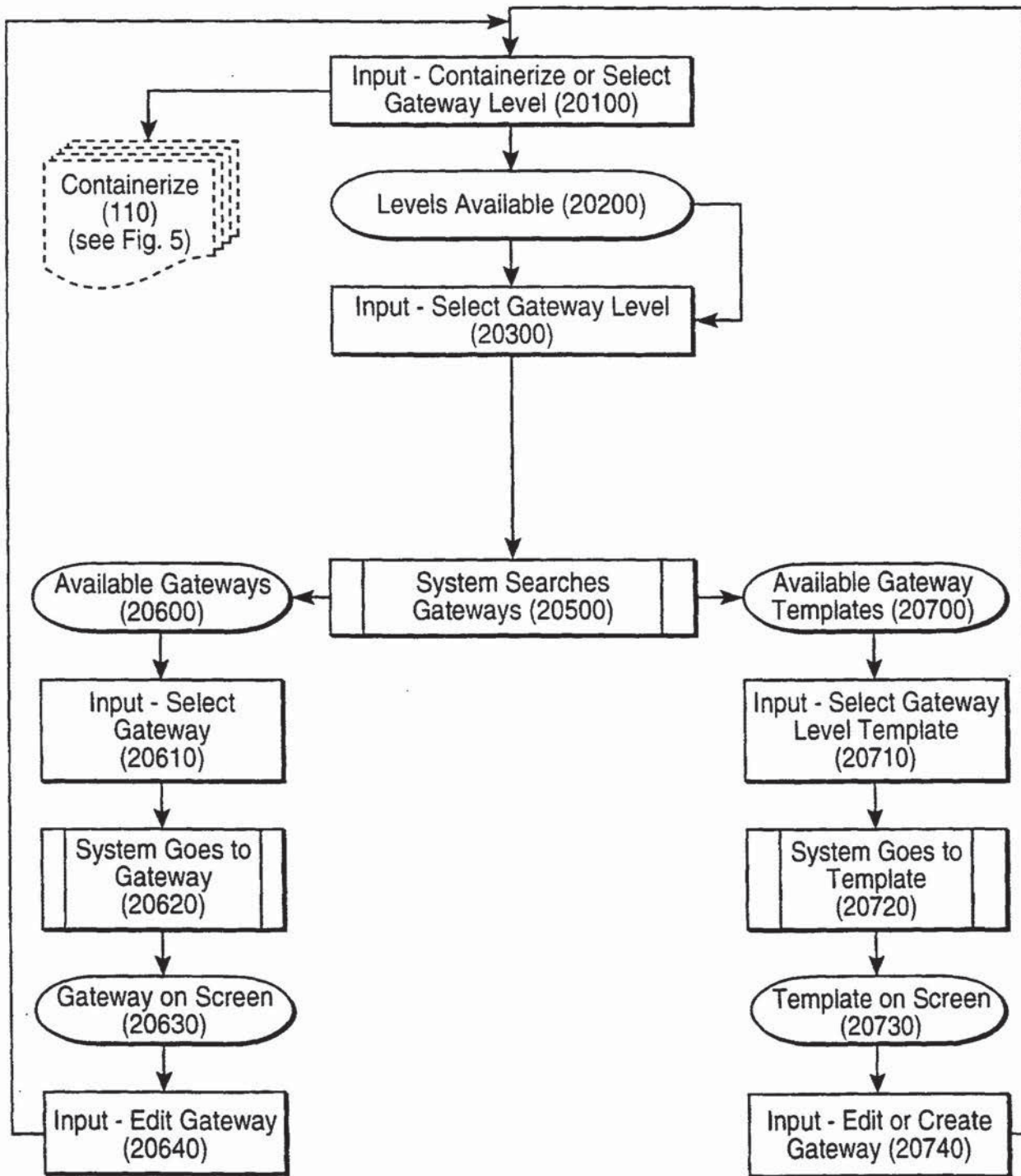


FIG. 11

GATEWAY PROCESS

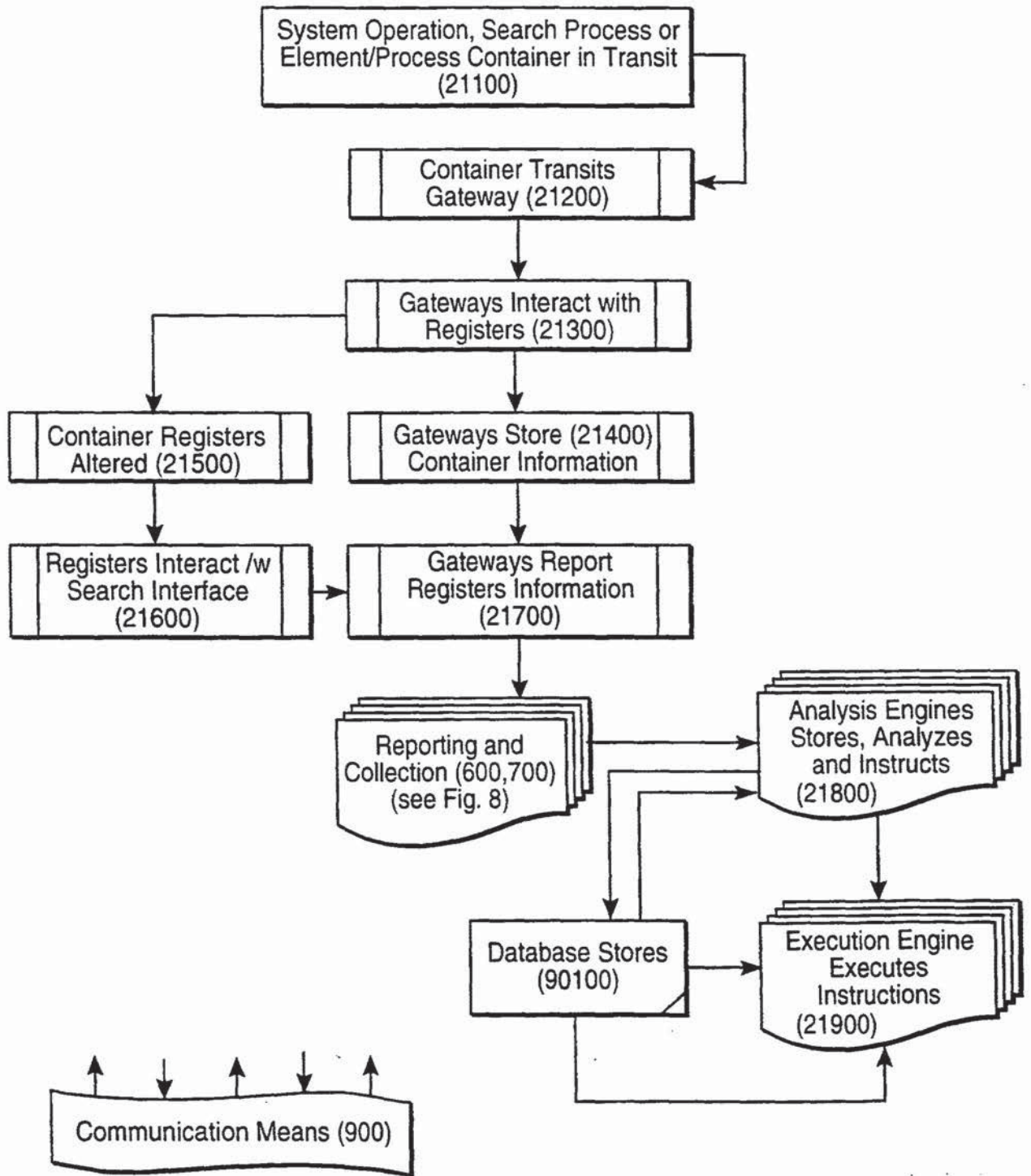


FIG. 12

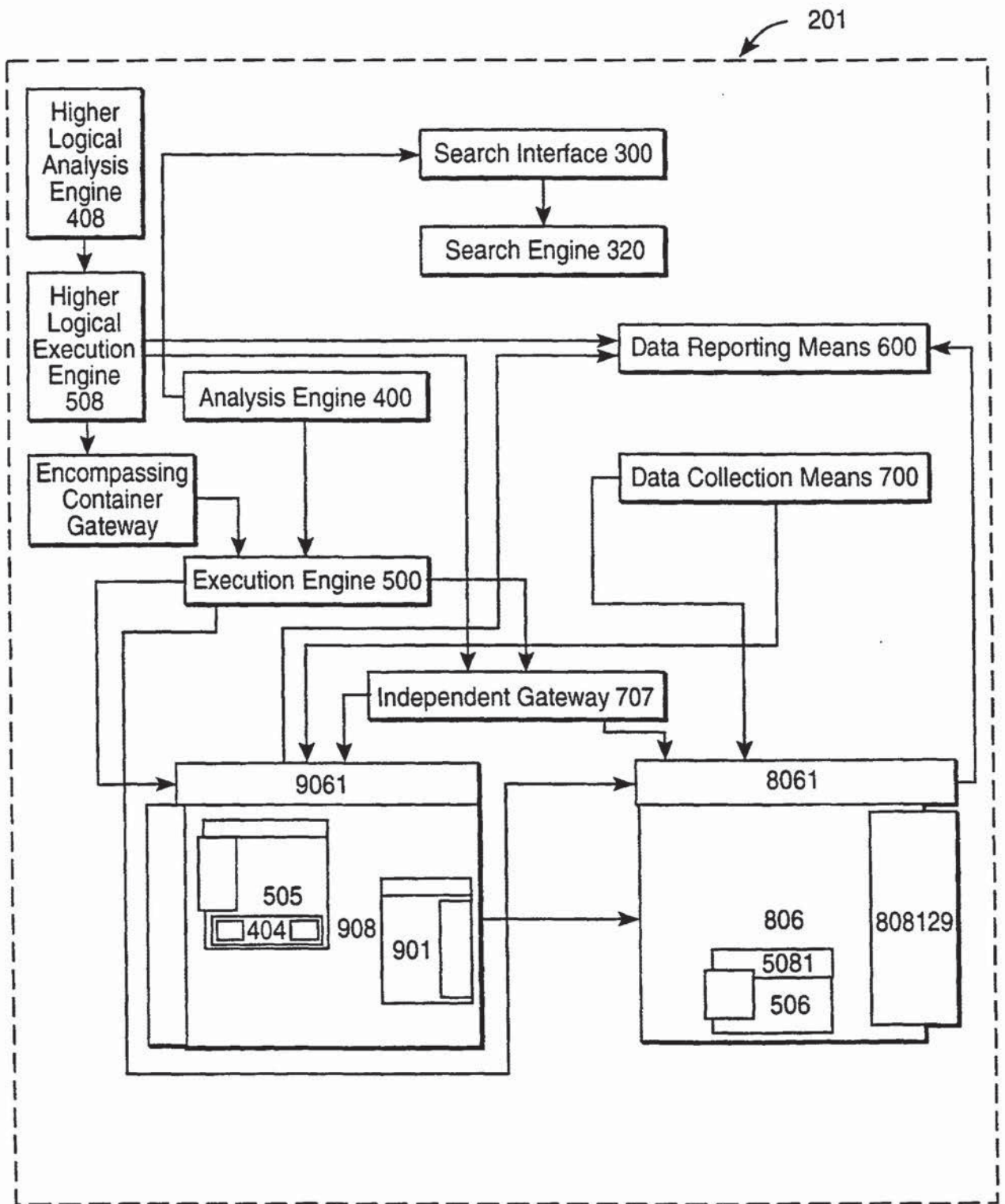


FIG. 13A

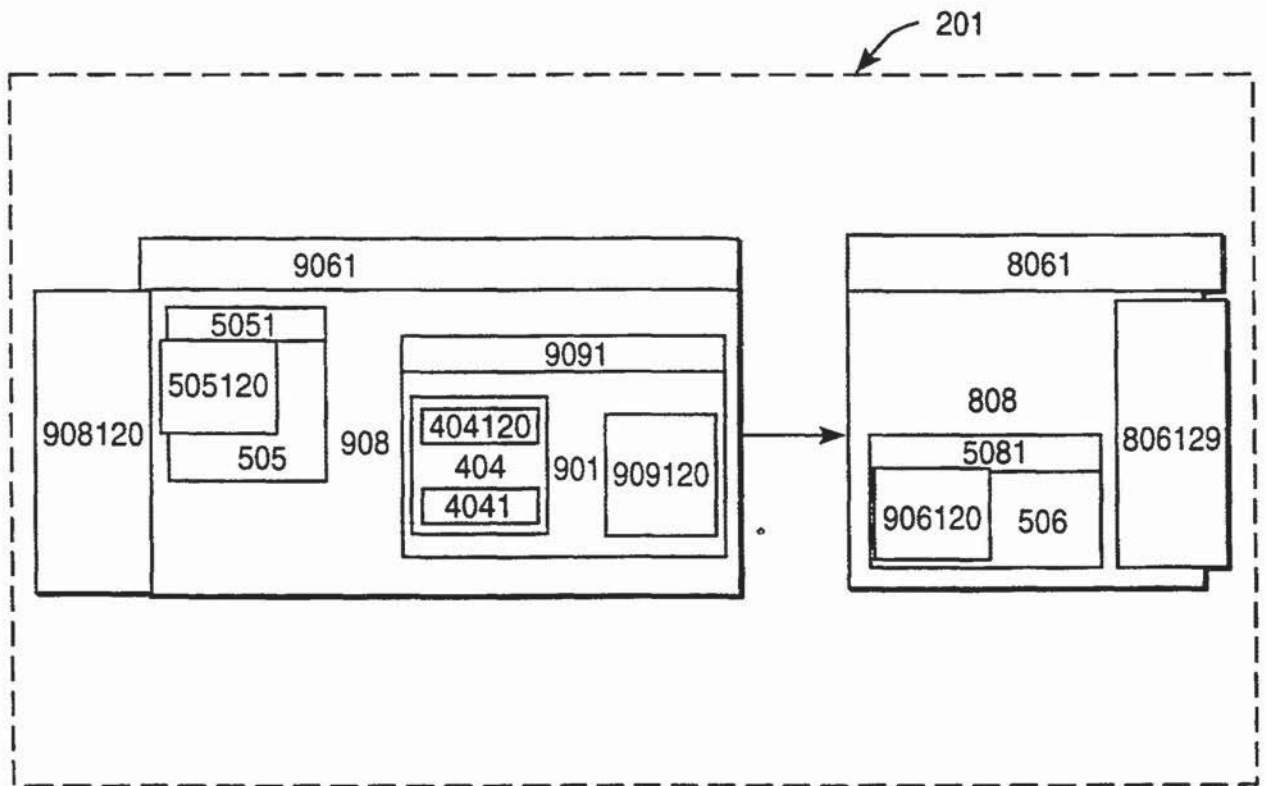


FIG. 13B

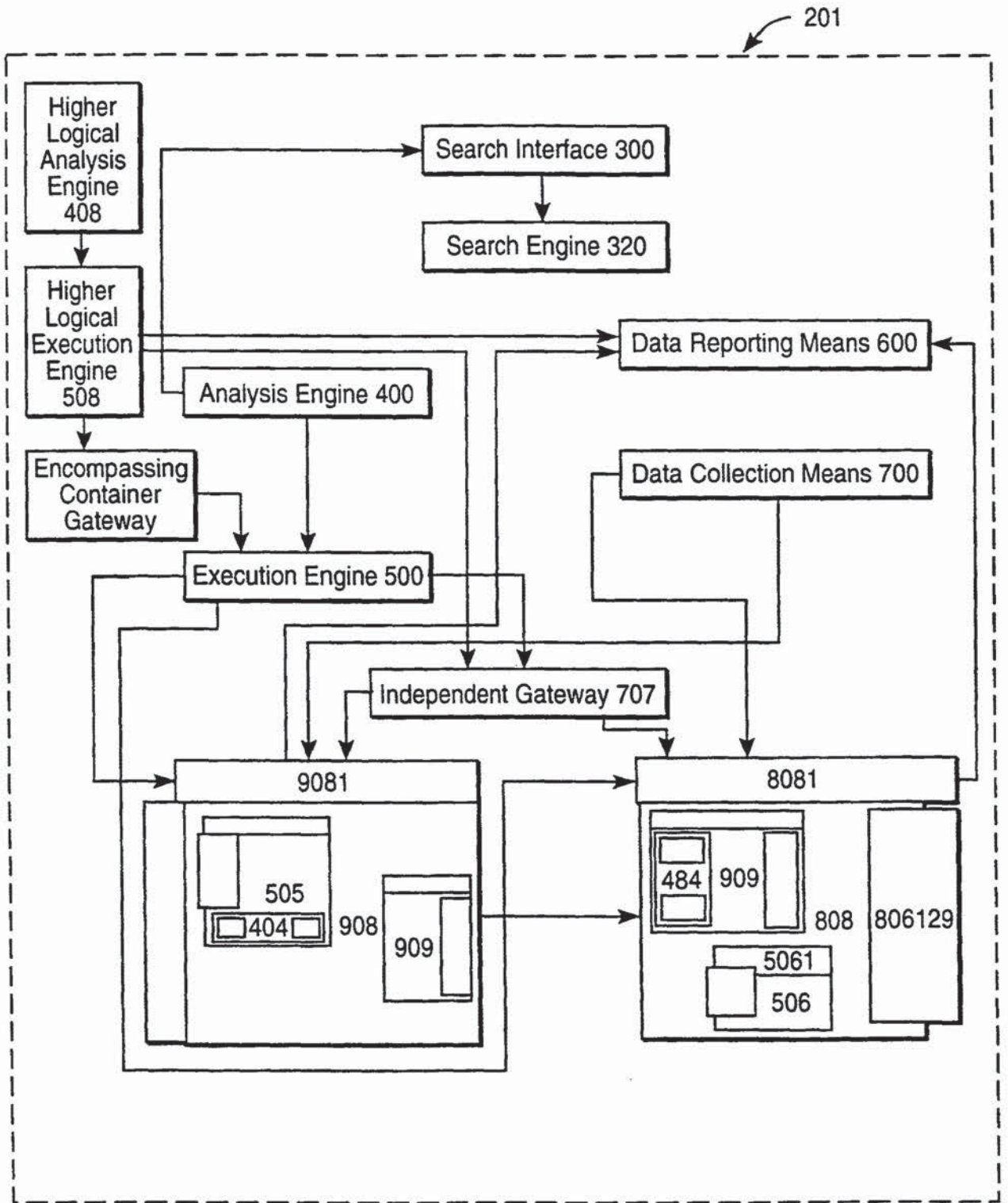


FIG. 13C

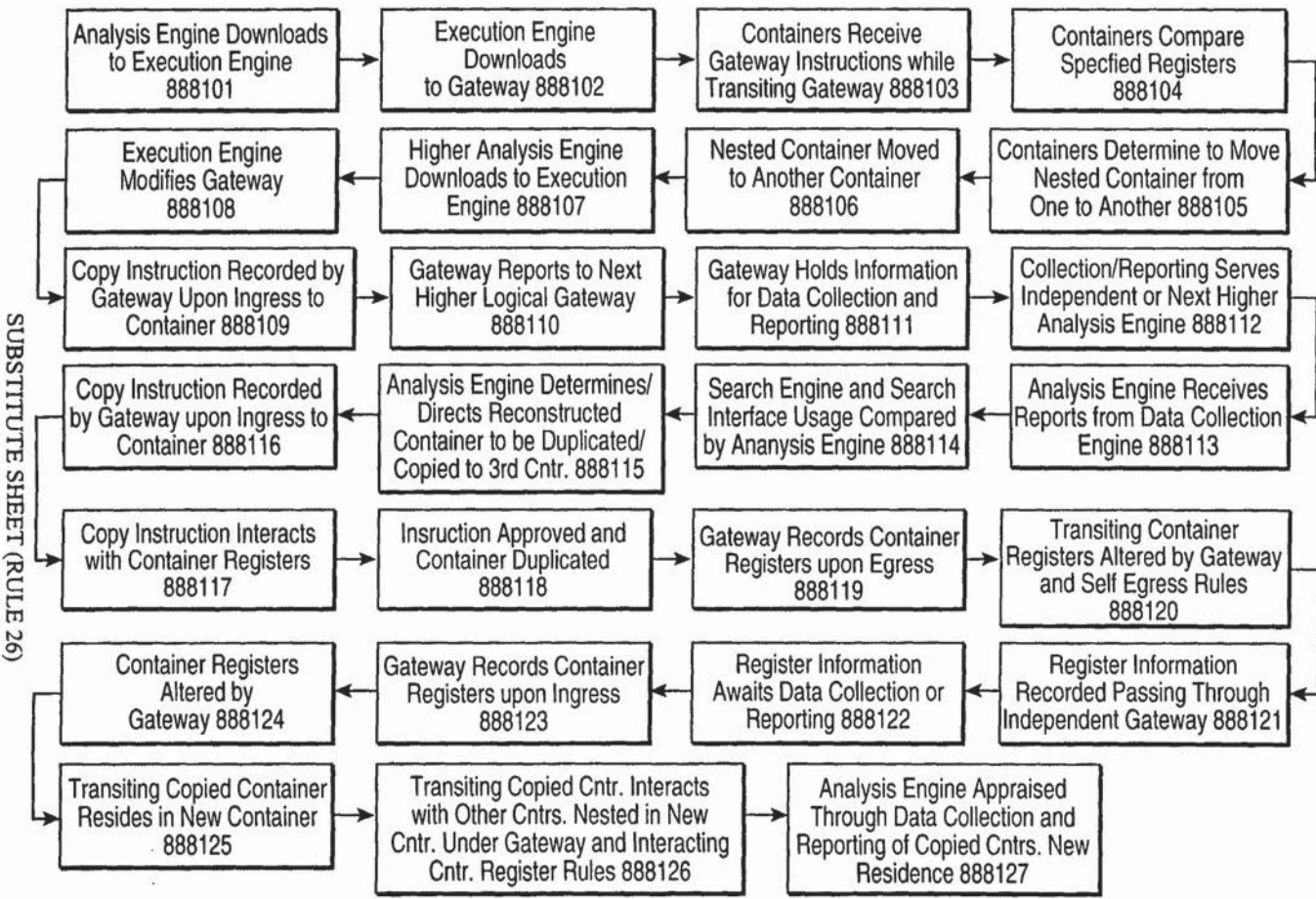


FIG. 13D

27/30

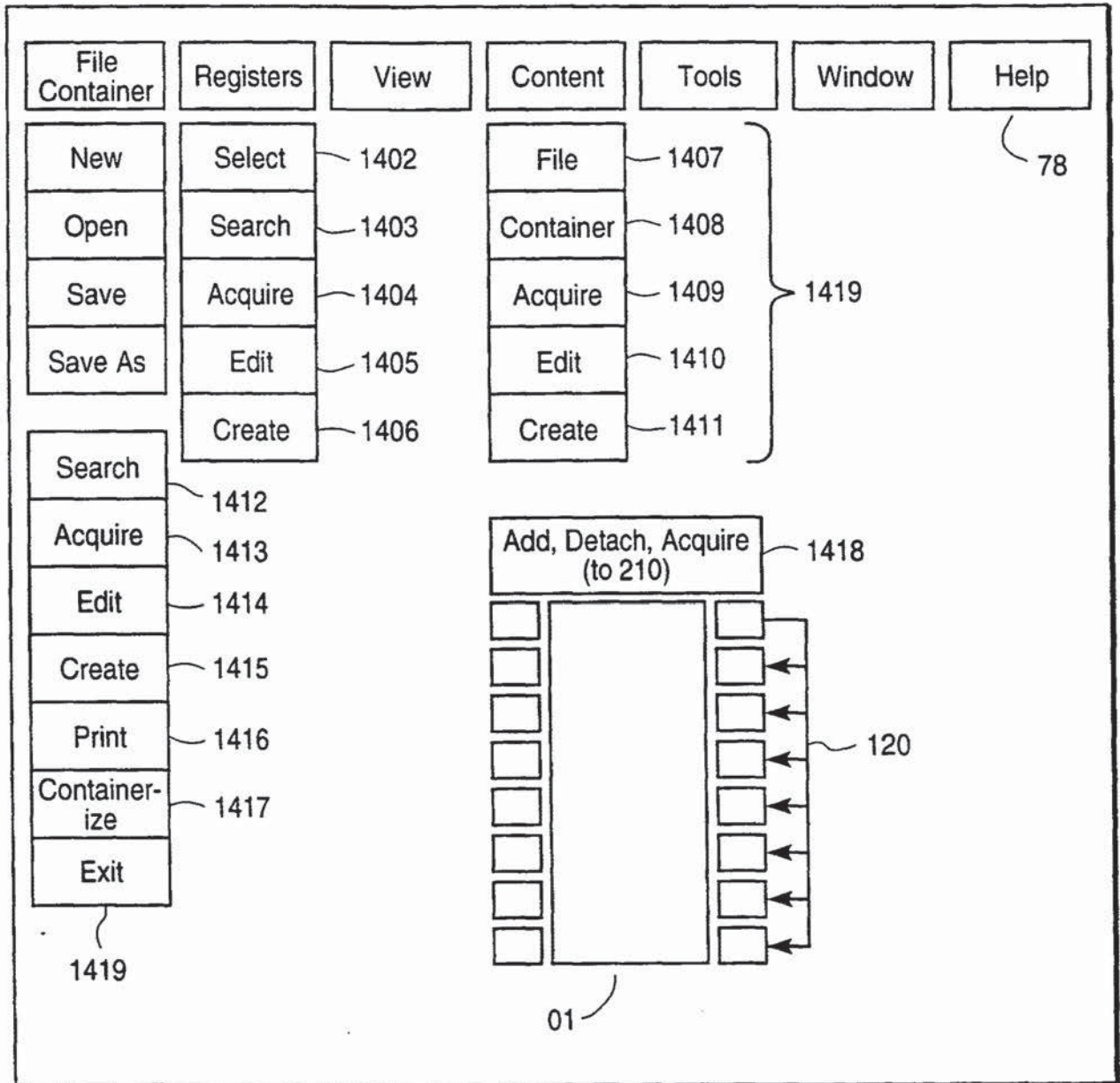


FIG. 14

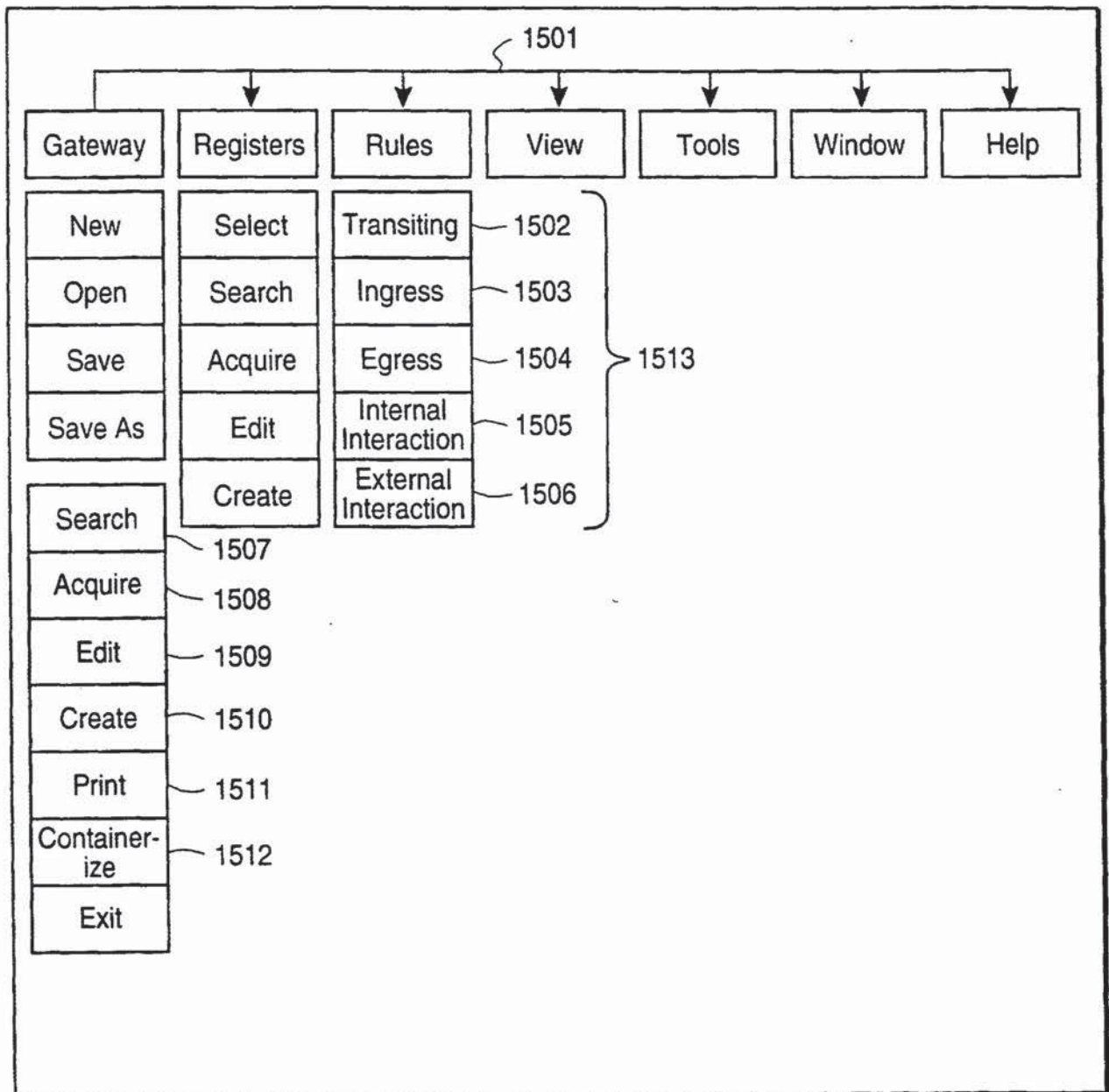


FIG. 15

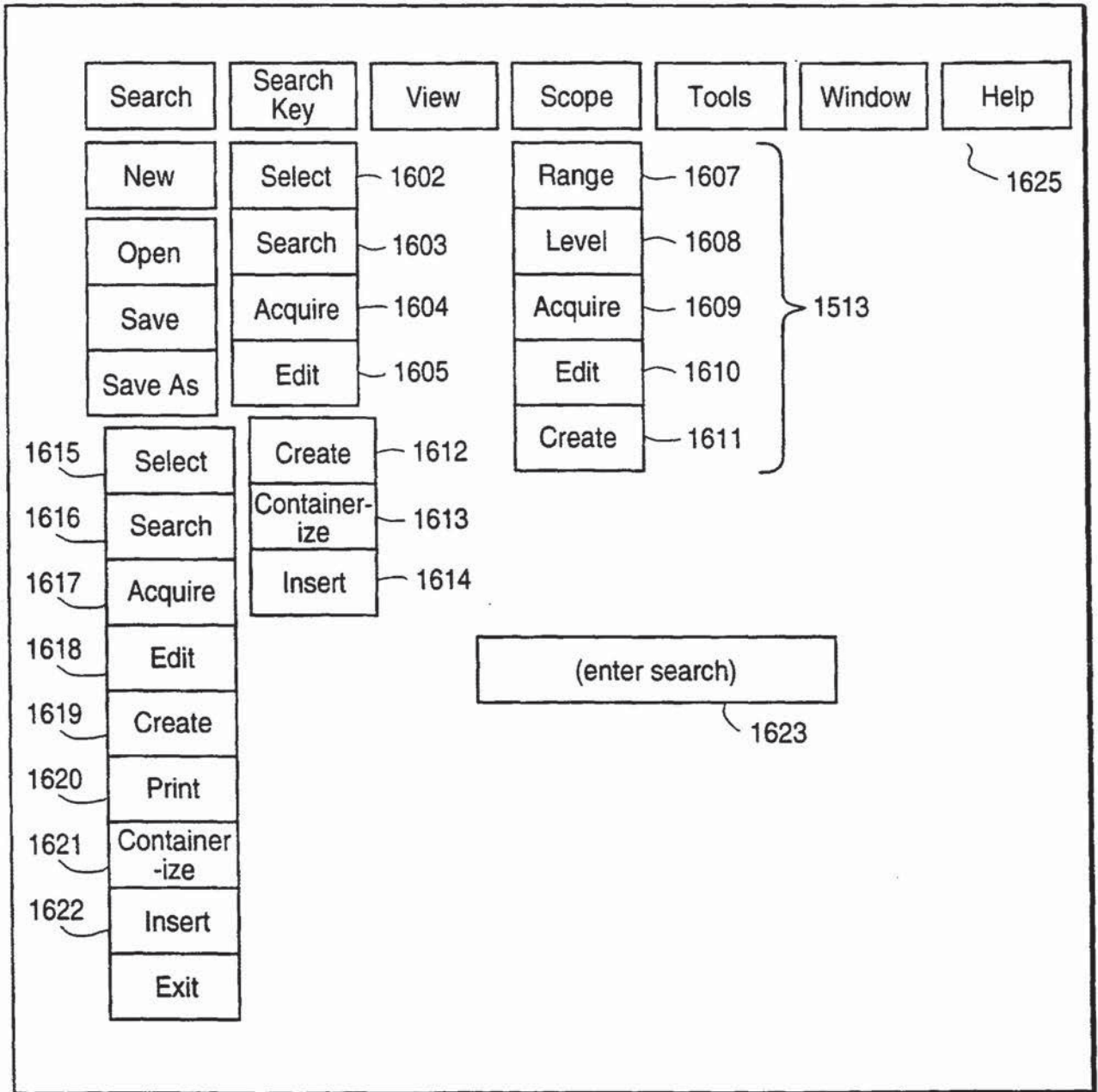


FIG. 16

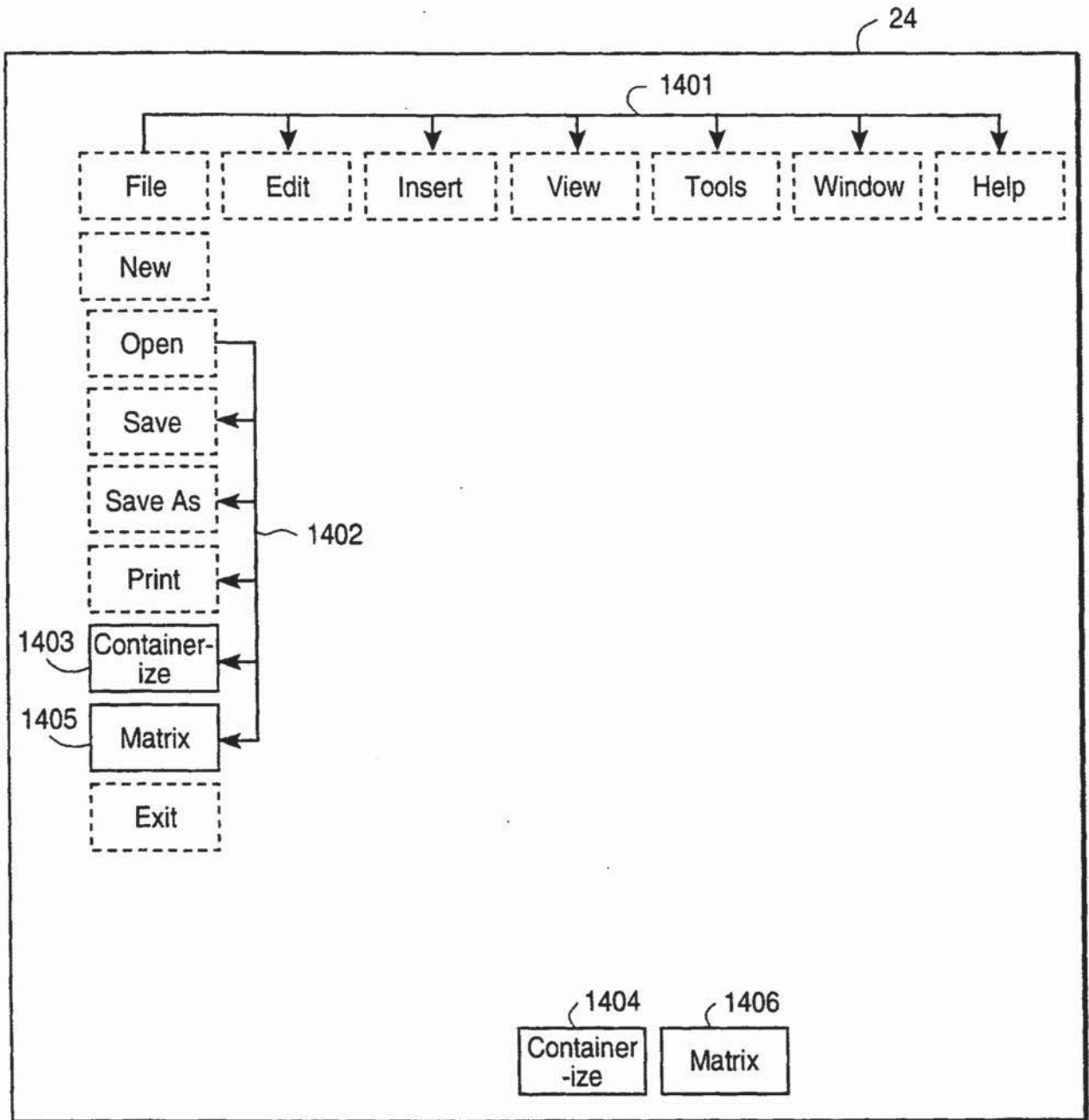


FIG. 17

INTERNATIONAL SEARCH REPORT

International application No.
PCT/US99/01988

<p>A. CLASSIFICATION OF SUBJECT MATTER IPC(6) : G06F 17/30, 3/14 US CL : Please See Extra Sheet. According to International Patent Classification (IPC) or to both national classification and IPC</p>		
<p>B. FIELDS SEARCHED Minimum documentation searched (classification system followed by classification symbols) U.S. : Please See Extra Sheet.</p>		
<p>Documentation searched other than minimum documentation to the extent that such documents are included in the fields searched MICROSOFT COMPUTER DICTIONARY</p>		
<p>Electronic data base consulted during the international search (name of data base and, where practicable, search terms used) APS, PRO-QUEST</p>		
<p>C. DOCUMENTS CONSIDERED TO BE RELEVANT</p>		
Category*	Citation of document, with indication, where appropriate, of the relevant passages	Relevant to claim No.
A	US 5,768,510 A (GISH et al) 16 June 1998, column 5.	1-36
A	US 5,848,246 A (GISH et al) 08 December 1998, column 5.	1-36
<p><input type="checkbox"/> Further documents are listed in the continuation of Box C. <input type="checkbox"/> See patent family annex.</p>		
* Special categories of cited documents:		*T* later document published after the international filing date or priority date and not in conflict with the application but cited to understand the principle or theory underlying the invention
A document defining the general state of the art which is not considered to be of particular relevance		*X* document of particular relevance; the claimed invention cannot be considered novel or cannot be considered to involve an inventive step when the document is taken alone
E earlier document published on or after the international filing date		*Y* document of particular relevance; the claimed invention cannot be considered to involve an inventive step when the document is combined with one or more other such documents, such combination being obvious to a person skilled in the art
L document which may throw doubts on priority claim(s) or which is cited to establish the publication date of another citation or other special reason (as specified)		*Z* document member of the same patent family
O document referring to an oral disclosure, use, exhibition or other means		
P document published prior to the international filing date but later than the priority date claimed		
Date of the actual completion of the international search	Date of mailing of the international search report	
03 JUNE 1999	15 JUN 1999	
Name and mailing address of the ISA/US Commissioner of Patents and Trademarks Box PCT Washington, D.C. 20231 Facsimile No. (703) 305-3230	Authorized officer <i>FOR Ruzhenia Zaygor</i> RUAY LIAN HO Telephone No. (703) 305-3834	

INTERNATIONAL SEARCH REPORT

International application No.
PCT/US99/01988

A. CLASSIFICATION OF SUBJECT MATTER:

US CL :

707/1, 2, 3, 4, 5, 6, 7, 8, 9, 10, 100, 101, 102, 103, 104, 200, 201, 202, 203, 204, 205, 206; 709/202, 203, 218, 228; 713/200, 201

B. FIELDS SEARCHED

Minimum documentation searched

Classification System: U.S.

707/1, 2, 3, 4, 5, 6, 7, 8, 9, 10, 100, 101, 102, 103, 104, 200, 201, 202, 203, 204, 205, 206; 709/202, 203, 218, 228; 713/200, 201



UNITED STATES PATENT AND TRADEMARK OFFICE

UNITED STATES DEPARTMENT OF COMMERCE
 United States Patent and Trademark Office
 Address: COMMISSIONER FOR PATENTS
 P.O. Box 1450
 Alexandria, Virginia 22313-1450
 www.uspto.gov

BIBDATASHEET

CONFIRMATION NO. 1910

Bib Data Sheet

SERIAL NUMBER 09/284,113	FILING OR 371(c) DATE 04/07/1999 RULE	CLASS 707	GROUP ART UNIT 2161	ATTORNEY DOCKET NO. 3726-US
------------------------------------	---	---------------------	-------------------------------	---------------------------------------

APPLICANTS
 MICHAEL DE ANGELO, SANTA BARBARA, CA;

**** CONTINUING DATA *******
 This application is a 371 of PCT/US99/01988 01/28/1999
 which claims benefit of 60/073,209 01/30/1998

**** FOREIGN APPLICATIONS *******

IF REQUIRED, FOREIGN FILING LICENSE GRANTED
**** 04/12/2000**

Foreign Priority claimed <input type="checkbox"/> yes <input type="checkbox"/> no	STATE OR COUNTRY CA	SHEETS DRAWING 30	TOTAL CLAIMS 36	INDEPENDENT CLAIMS 3
35 USC 119 (a-d) conditions met <input type="checkbox"/> yes <input type="checkbox"/> no <input type="checkbox"/> Met after Allowance				
Verified and Acknowledged	Examiner's Signature	Initials		

ADDRESS
 Fish & Richardson
 500 Arguello Street
 Sute 500
 Redwood City ,CA 94063

TITLE
 SYSTEM AND METHOD FOR CREATING AND MANIPULATING INFORMATION CONTAINERS WITH DYNAMIC REGISTERS

FILING FEE RECEIVED 669	FEES: Authority has been given in Paper No. _____ to charge/credit DEPOSIT ACCOUNT No. _____ for following:	<input type="checkbox"/> All Fees
		<input type="checkbox"/> 1.16 Fees (Filing)
		<input type="checkbox"/> 1.17 Fees (Processing Ext. of time)
		<input type="checkbox"/> 1.18 Fees (Issue)
		<input type="checkbox"/> Other _____
		<input type="checkbox"/> Credit