



US00D439242S

(12) **United States Design Patent** (10) **Patent No.:** **US D439,242 S**
Brown et al. (45) **Date of Patent:** **** Mar. 20, 2001**

(54) **INFORMATION APPLIANCE**
(75) **Inventors:** **Stephen J. Brown**, Woodside;
Gretchen Barnes, San Francisco; **Peter Skillman**, San Carlos, all of CA (US)
(73) **Assignee:** **Health Hero Network, Inc.**, Mountain View, CA (US)
(**) **Term:** **14 Years**
(21) **Appl. No.:** **29/120,761**
(22) **Filed:** **Mar. 24, 2000**
(51) **LOC (7) Cl.** **14-03**
(52) **U.S. Cl.** **D14/240; D14/356**
(58) **Field of Search** **D14/137, 230, D14/140, 142, 358, 356, 240, 242, 149, 159, 308, 310, 141, 155, 311, 312, 191; 379/419, 420, 428, 440, 399, 412; 455/550-575, 90; D13/184, 164, 152, 179**

(56) **References Cited**
U.S. PATENT DOCUMENTS
D. 320,599 * 10/1991 Ocepek D14/141
D. 325,913 * 5/1992 Takahashi et al. D14/191
D. 343,614 * 1/1994 Khoo et al. D14/137
D. 349,501 * 8/1994 Fan D14/240
D. 353,594 * 12/1994 Kawano et al. D14/191
D. 367,650 * 3/1996 Solomita D14/141
D. 370,911 * 6/1996 Mo D14/149
D. 377,650 * 1/1997 Obata D14/171
D. 378,920 * 4/1997 Kurbart et al. D14/191
D. 379,459 * 5/1997 Biasotti et al. D14/191

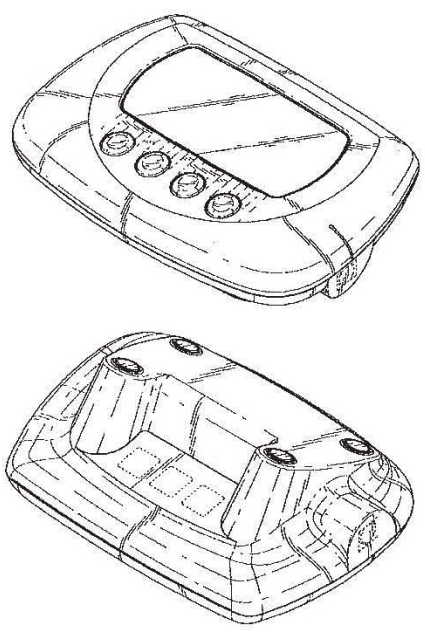
D. 380,501 * 7/1997 Osterhout et al. D21/331
D. 390,230 * 2/1998 Wolf et al. D14/191
D. 402,656 * 12/1998 Nishii et al. D14/191
D. 416,894 * 11/1999 Kolwaite D14/141
D. 419,995 * 2/2000 Kolwaite D14/141
D. 420,009 * 2/2000 Dunn et al. D14/240
D. 420,362 * 2/2000 Pedraza et al. D14/242
5,457,600 * 10/1995 Campbell et al. 361/643
5,717,739 * 2/1998 Dyer et al. 379/67

* cited by examiner
Primary Examiner—Jeffrey Asch
(74) *Attorney, Agent, or Firm*—Black Lowe & Graham PLLC

(57) **CLAIM**
The ornamental design for an information appliance, as shown and described.

DESCRIPTION
FIG. 1 is a top perspective view of the information appliance;
FIG. 2 is a bottom perspective view thereof;
FIG. 3 is a top view thereof;
FIG. 4 is a back view thereof;
FIG. 5 is a right side view thereof;
FIG. 6 is a left side view thereof;
FIG. 7 is a front view thereof; and,
FIG. 8 is a bottom view thereof.
The broken line showings throughout the views are for illustrative purposes only and forms no part of the claimed design.

1 Claim, 4 Drawing Sheets



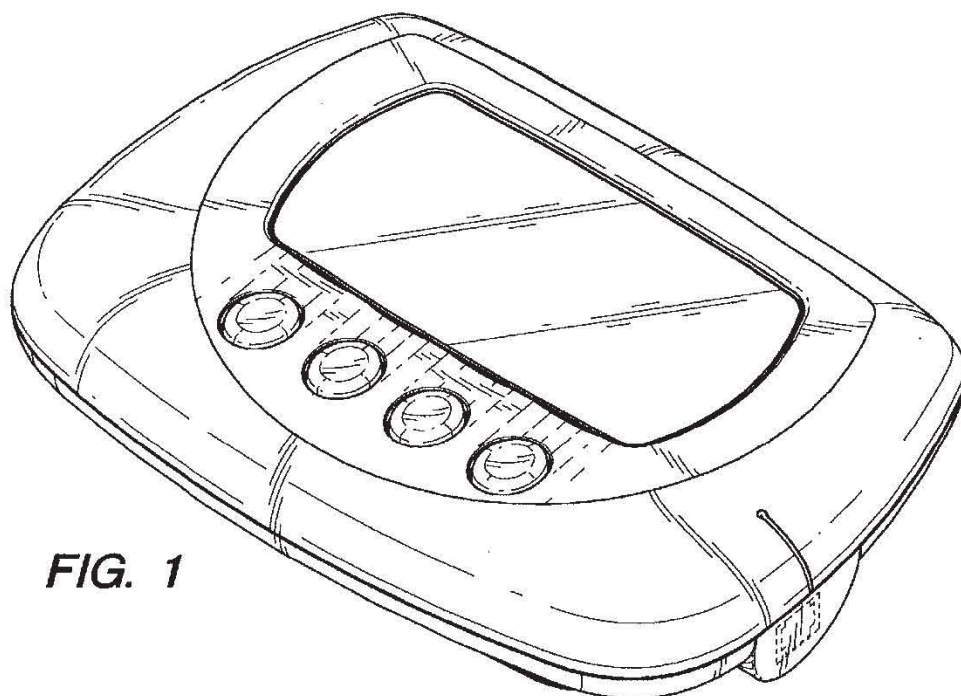


FIG. 1

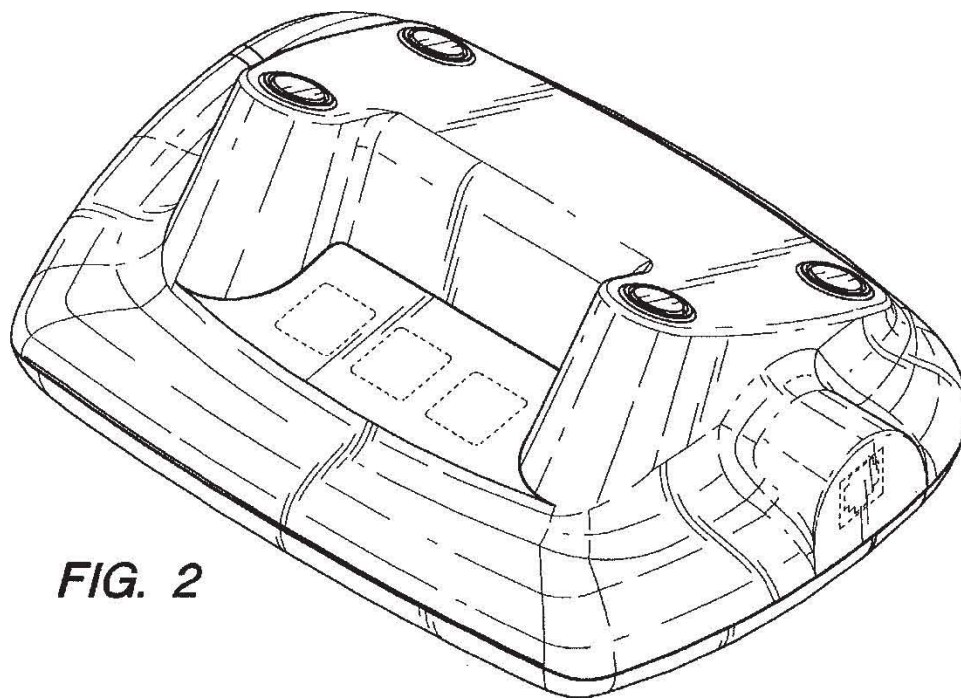


FIG. 2

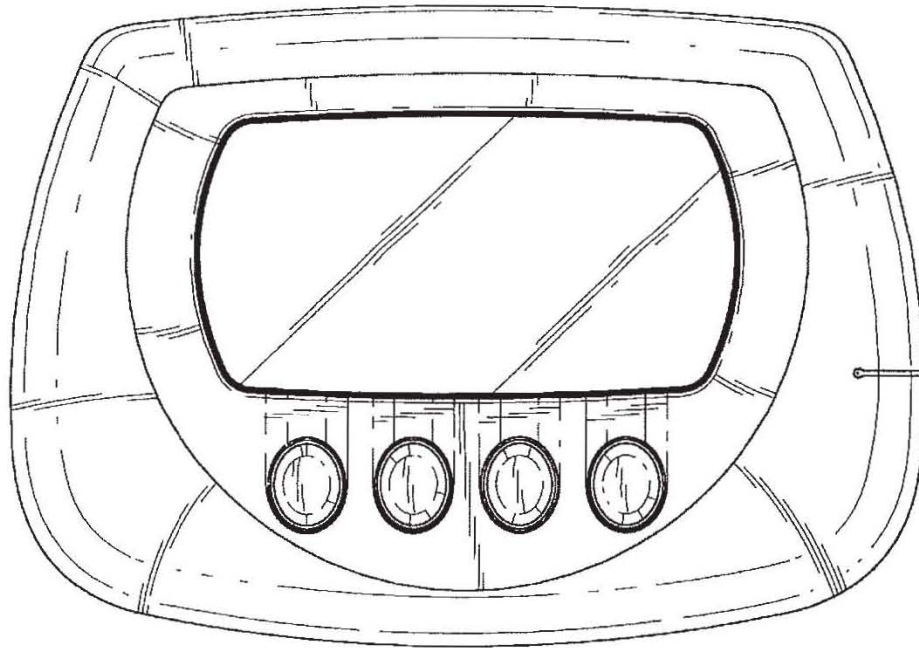


FIG. 3

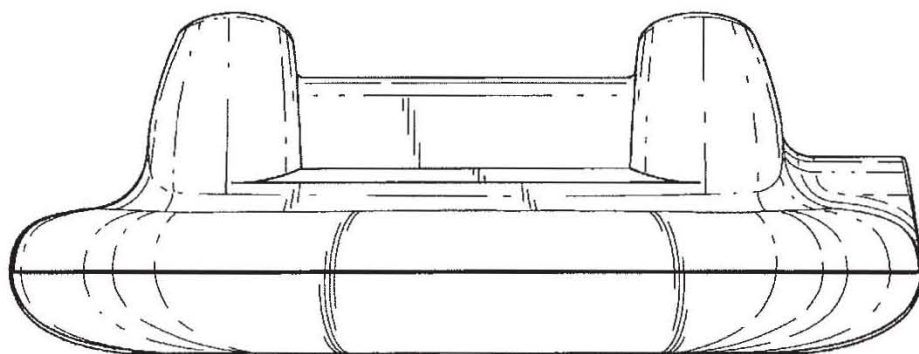


FIG. 4

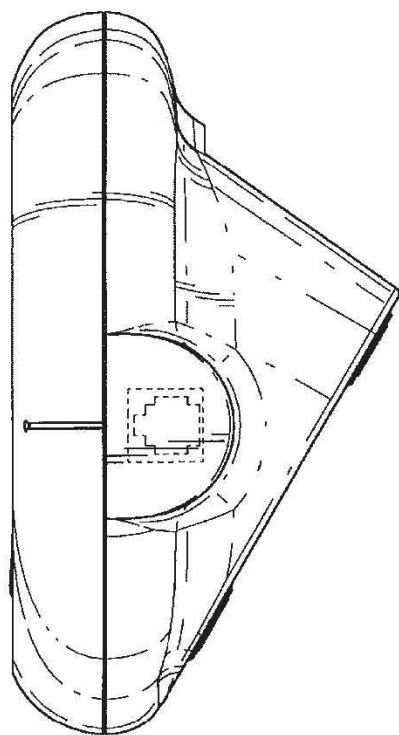


FIG. 5

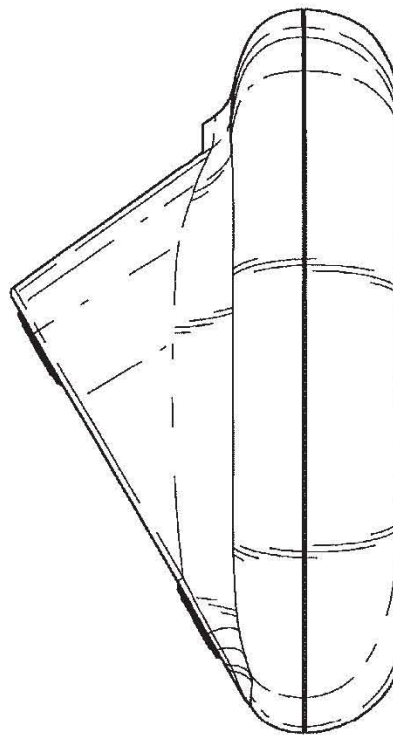


FIG. 6

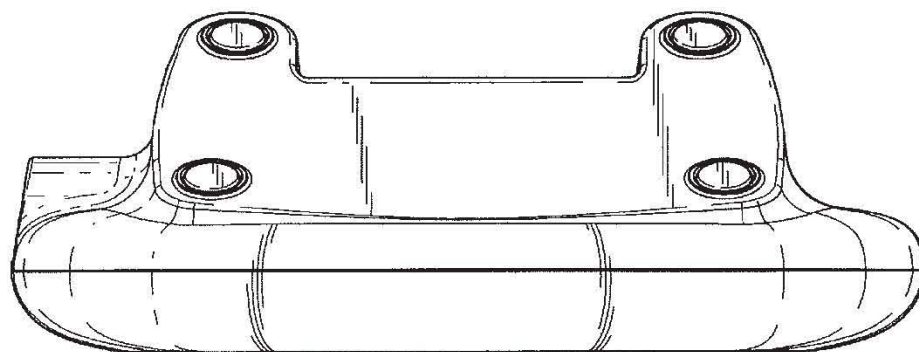


FIG. 7




FIG. 8