



US008343224B2

(12) **United States Patent**
Lynn et al.

(10) **Patent No.:** **US 8,343,224 B2**
(45) **Date of Patent:** **Jan. 1, 2013**

(54) **INTERVERTEBRAL IMPLANTS AND GRAFT DELIVERY SYSTEMS AND METHODS**

FOREIGN PATENT DOCUMENTS
WO WO 2011/116136 9/2011

(75) Inventors: **Jim R. Lynn**, San Clemente, CA (US);
Russell W. Nelson, Westlake Village, CA (US)

OTHER PUBLICATIONS

International Search Report for International Application No. PCT/US2011/028731 (a PCT counterpart of the present application) dated May 18, 2011.

(73) Assignee: **Pinnacle Spine Group, LLC**, Dallas, TX (US)

(Continued)

(*) Notice: Subject to any disclaimer, the term of this patent is extended or adjusted under 35 U.S.C. 154(b) by 0 days.

Primary Examiner — Ellen C Hammond

(74) Attorney, Agent, or Firm — Knobbe, Martens, Olson & Bear, LLP

(21) Appl. No.: **13/049,693**

(22) Filed: **Mar. 16, 2011**

(57) **ABSTRACT**

(65) **Prior Publication Data**

US 2011/0230970 A1 Sep. 22, 2011

According to some embodiments, a method for promoting spinal fusion using a spinal implant comprises providing a spinal implant, wherein the spinal implant comprises an anterior wall, a posterior wall and two lateral walls configured to extend between the anterior wall and the posterior wall. In some embodiments, the spinal implant further comprises at least one internal chamber generally positioned between the anterior wall, the posterior wall and the two lateral walls, wherein the internal chamber being is adapted to receive at least one graft and/or other fill material. In some arrangements, the anterior wall of the spinal implant comprises at least one opening or hole that places the internal chamber in fluid communication with an exterior area or portion of the spinal implant. In one embodiment, at least one of the two lateral walls comprises an access port. The method additionally includes positioning the spinal implant between two adjacent vertebrae of a patient and directing at least one graft and/or other fill material into the internal chamber of the spinal implant through the access port. In some embodiments, at least a portion of the graft and/or other fill material delivered into the internal chamber is configured to exit through the one or more of the openings of the anterior wall.

Related U.S. Application Data

(60) Provisional application No. 61/314,509, filed on Mar. 16, 2010, provisional application No. 61/389,671, filed on Oct. 4, 2010.

(51) **Int. Cl.**
A61F 2/44 (2006.01)

(52) **U.S. Cl.** **623/17.16**; 606/99

(58) **Field of Classification Search** 623/17.11–17.16;
606/246

See application file for complete search history.

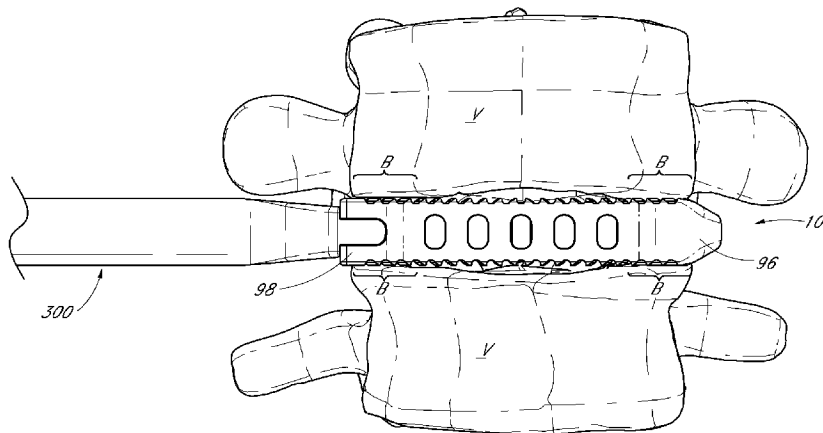
(56) **References Cited**

U.S. PATENT DOCUMENTS

5,123,926 A 6/1992 Pisharodi
5,683,394 A 11/1997 Rinner
5,716,415 A 2/1998 Steffee
5,772,661 A 6/1998 Michelson
5,776,199 A 7/1998 Michelson
5,860,973 A 1/1999 Michelson

(Continued)

20 Claims, 27 Drawing Sheets



U.S. PATENT DOCUMENTS

| | | | | | | | |
|-----------|----|---------|---------------------|--------------|-----|---------|-------------------------|
| 5,885,287 | A | 3/1999 | Bagby | 7,674,297 | B2 | 3/2010 | Falahee |
| 5,888,223 | A | 3/1999 | Bray, Jr. | 7,758,644 | B2 | 7/2010 | Trieu |
| 5,888,224 | A | 3/1999 | Beckers et al. | 7,776,093 | B2 | 8/2010 | Wolek et al. |
| 5,888,227 | A | 3/1999 | Cottle | 7,776,095 | B2 | 8/2010 | Peterman et al. |
| 5,895,427 | A | 4/1999 | Kuslich et al. | 8,308,805 | B2 | 11/2012 | Lynn et al. |
| 5,910,315 | A | 6/1999 | Stevenson et al. | 2001/0001129 | A1 | 5/2001 | McKay et al. |
| 5,928,284 | A | 7/1999 | Mehdizadeh | 2002/0103540 | A1 | 8/2002 | Cooper et al. |
| 5,984,967 | A | 11/1999 | Zdeblick et al. | 2003/0083748 | A1 | 5/2003 | Lee et al. |
| 6,019,792 | A | 2/2000 | Cauthen | 2003/0105527 | A1* | 6/2003 | Bresina 623/17.16 |
| 6,033,438 | A | 3/2000 | Bianchi et al. | 2004/0034430 | A1 | 2/2004 | Falahee |
| 6,056,749 | A | 5/2000 | Kuslich | 2004/0127993 | A1 | 7/2004 | Kast et al. |
| 6,080,193 | A | 6/2000 | Hochshuler et al. | 2005/0119751 | A1 | 6/2005 | Lawson |
| 6,143,031 | A | 11/2000 | Knothe et al. | 2005/0119753 | A1 | 6/2005 | McGahan et al. |
| 6,146,420 | A | 11/2000 | McKay | 2006/0047341 | A1 | 3/2006 | Trieu |
| 6,235,028 | B1 | 5/2001 | Brumfield et al. | 2006/0064170 | A1 | 3/2006 | Smith et al. |
| 6,245,108 | B1 | 6/2001 | Biscup | 2007/0185580 | A1 | 8/2007 | Posel |
| 6,428,542 | B1 | 8/2002 | Michelson | 2007/0233263 | A1 | 10/2007 | Melkent |
| 6,447,544 | B1 | 9/2002 | Michelson | 2007/0293948 | A1 | 12/2007 | Bagga et al. |
| 6,447,547 | B1 | 9/2002 | Michelson | 2007/0293949 | A1 | 12/2007 | Salerni et al. |
| 6,458,159 | B1 | 10/2002 | Thalgott | 2008/0009880 | A1 | 1/2008 | Warnick et al. |
| 6,461,359 | B1 | 10/2002 | Tribus | 2008/0015701 | A1 | 1/2008 | Garcia et al. |
| 6,478,823 | B1 | 11/2002 | Michelson | 2008/0039948 | A1 | 2/2008 | Biedermann et al. |
| 6,527,803 | B1 | 3/2003 | Crozet et al. | 2008/0065219 | A1 | 3/2008 | Dye et al. |
| 6,530,929 | B1 | 3/2003 | Justis et al. | 2008/0077247 | A1 | 3/2008 | Murillo et al. |
| 6,558,424 | B2 | 5/2003 | Thalgott | 2008/0091211 | A1 | 4/2008 | Gately |
| 6,562,041 | B1 | 5/2003 | Yonemura et al. | 2008/0097610 | A1 | 4/2008 | Guyer et al. |
| 6,592,586 | B1 | 7/2003 | Michelson | 2008/0133015 | A1 | 6/2008 | Lechmann et al. |
| 6,613,091 | B1 | 9/2003 | Zdeblick et al. | 2008/0147194 | A1 | 6/2008 | Grotz et al. |
| 6,616,695 | B1 | 9/2003 | Crozet et al. | 2008/0154377 | A1 | 6/2008 | Voellmicke |
| 6,676,703 | B2 | 1/2004 | Biscup | 2008/0161927 | A1 | 7/2008 | Savage et al. |
| 6,699,288 | B2 | 3/2004 | Moret | 2008/0161933 | A1 | 7/2008 | Grotz et al. |
| 6,719,794 | B2 | 4/2004 | Gerber | 2008/0172127 | A1 | 7/2008 | Perez-Cruet et al. |
| 6,730,127 | B2 | 5/2004 | Michelson | 2008/0172128 | A1 | 7/2008 | Perez Cruet et al. |
| 6,740,093 | B2 | 5/2004 | Hochschulder et al. | 2008/0177387 | A1 | 7/2008 | Parimore et al. |
| 6,746,484 | B1 | 6/2004 | Liu et al. | 2008/0195209 | A1 | 8/2008 | Garcia et al. |
| 6,767,366 | B2 | 7/2004 | Lee et al. | 2008/0221694 | A1 | 9/2008 | Warnick et al. |
| 6,767,367 | B1 | 7/2004 | Michelson | 2008/0221695 | A1 | 9/2008 | Jacofsky et al. |
| 6,793,679 | B2 | 9/2004 | Michelson | 2008/0243252 | A1 | 10/2008 | Hansen et al. |
| 6,916,320 | B2 | 7/2005 | Michelson | 2008/0249622 | A1 | 10/2008 | Gray |
| 6,923,830 | B2 | 8/2005 | Michelson | 2008/0262623 | A1 | 10/2008 | Bagga et al. |
| 6,936,050 | B2 | 8/2005 | Michelson | 2008/0269901 | A1 | 10/2008 | Baynham et al. |
| 6,936,051 | B2 | 8/2005 | Michelson | 2008/0269902 | A1 | 10/2008 | Baynham et al. |
| 6,945,933 | B2 | 9/2005 | Branch et al. | 2008/0288076 | A1 | 11/2008 | Soo et al. |
| 6,969,390 | B2 | 11/2005 | Michelson | 2009/0012620 | A1 | 1/2009 | Youssef et al. |
| 6,974,480 | B2 | 12/2005 | Messerli et al. | 2009/0043394 | A1 | 2/2009 | Zdeblick et al. |
| 7,008,422 | B2 | 3/2006 | Foley et al. | 2009/0054987 | A1 | 2/2009 | Chin et al. |
| 7,018,416 | B2 | 3/2006 | Hanson et al. | 2009/0088849 | A1 | 4/2009 | Armstrong et al. |
| 7,044,972 | B2 | 5/2006 | Mathys, Jr. et al. | 2009/0099659 | A1 | 4/2009 | Oh et al. |
| 7,125,424 | B2 | 10/2006 | Banick et al. | 2009/0105830 | A1 | 4/2009 | Jones et al. |
| 7,128,762 | B2 | 10/2006 | Middleton | 2009/0105832 | A1 | 4/2009 | Allain et al. |
| 7,137,997 | B2 | 11/2006 | Paul | 2009/0132053 | A1 | 5/2009 | Sears et al. |
| 7,166,129 | B2 | 1/2007 | Michelson | 2009/0138083 | A1 | 5/2009 | Biyani |
| 7,179,293 | B2 | 2/2007 | McKay | 2009/0143860 | A1 | 6/2009 | Burd et al. |
| 7,182,782 | B2 | 2/2007 | Kirschman | 2009/0149957 | A1 | 6/2009 | Burd et al. |
| 7,207,949 | B2 | 4/2007 | Miles et al. | 2009/0157187 | A1 | 6/2009 | Richelsoph |
| 7,217,293 | B2 | 5/2007 | Branch, Jr. | 2009/0164017 | A1 | 6/2009 | Sommerich et al. |
| 7,220,282 | B2 | 5/2007 | Kuslich | 2009/0164018 | A1 | 6/2009 | Sommerich et al. |
| 7,223,292 | B2 | 5/2007 | Messerli et al. | 2009/0164019 | A1 | 6/2009 | Hsu et al. |
| 7,226,480 | B2 | 6/2007 | Thalgott | 2009/0182428 | A1 | 7/2009 | McClellan, III et al. |
| 7,226,483 | B2 | 6/2007 | Gerber et al. | 2009/0182430 | A1 | 7/2009 | Tyber et al. |
| 7,229,477 | B2 | 6/2007 | Biscup | 2009/0182431 | A1 | 7/2009 | Butler et al. |
| 7,232,463 | B2 | 6/2007 | Falahee | 2009/0198339 | A1 | 8/2009 | Kleiner et al. |
| 7,238,203 | B2 | 7/2007 | Bagga et al. | 2009/0248163 | A1 | 10/2009 | King et al. |
| 7,285,134 | B2 | 10/2007 | Berry et al. | 2009/0265007 | A1 | 10/2009 | Colleran |
| 7,285,135 | B2 | 10/2007 | McKay et al. | 2009/0276049 | A1 | 11/2009 | Weiland |
| 7,303,583 | B1 | 12/2007 | Schär et al. | 2009/0299479 | A1 | 12/2009 | Jones et al. |
| 7,316,686 | B2 | 1/2008 | Dorchak et al. | 2010/0049325 | A1 | 2/2010 | Biedermann et al. |
| D564,095 | S | 3/2008 | Blain | 2012/0123548 | A1 | 5/2012 | Lynn et al. |
| 7,455,672 | B2 | 11/2008 | Michelson | | | | |
| 7,470,236 | B1 | 12/2008 | Kelleher et al. | | | | |
| 7,470,273 | B2 | 12/2008 | Dougherty-Shah | | | | |
| 7,500,991 | B2 | 3/2009 | Bartish, Jr. et al. | | | | |
| 7,534,254 | B1 | 5/2009 | Michelson | | | | |
| 7,569,074 | B2 | 8/2009 | Eisermann et al. | | | | |
| 7,582,058 | B1 | 9/2009 | Miles et al. | | | | |
| 7,591,852 | B2 | 9/2009 | Prosser | | | | |

OTHER PUBLICATIONS

Butterman et al., *Interbody device endplate engagement effects on motion segment biomechanics*, The Spine Journal 9, 2009, pp. 564-573.
 Product information in 1 page for an implant named *Cross-Fuse® Lateral Option System* by Pioneer Surgical Technology, Inc. (dated 2011 and retrieved on or about Aug. 2012 from www.pioneersurgical.com).

Product information in 1 page for an implant named *TransContinental® Spacer System* by Globus Medical, Inc. (retrieved on or about Aug. 2012 from www.globusmedical.com/intervertebral-fusion/220-transcontinental).

Product information in 1 page for an implant named *CoRoent® Interbody/VBR Implant* by NuVasive, Inc. (retrieved on or about Aug. 2012 as a partial image (screenshot) capture from www.nuvasive.com/health-providers/innovative-solutions/).

Wright, N.M., MD, *Biomechanical Testing of XLIF Constructs—Stand-Alone Interbody Versus Interbody Supplemented with Lateral*

or Posterior Instrumentation, Digital Poster presented at the Congress of Neurological Surgeons (CNS) Annual Conference 2005 in Boston, Massachusetts (Oct. 8, 2005-Oct. 13, 2005), which illustrates and discusses, inter alia, an implant named CoRoent by NuVasive, Inc.

DeWald, R.L., “Spinal Deformities: The Comprehensive Text,” (*partial excerpt from book*), published Mar. 15, 2003.

* cited by examiner

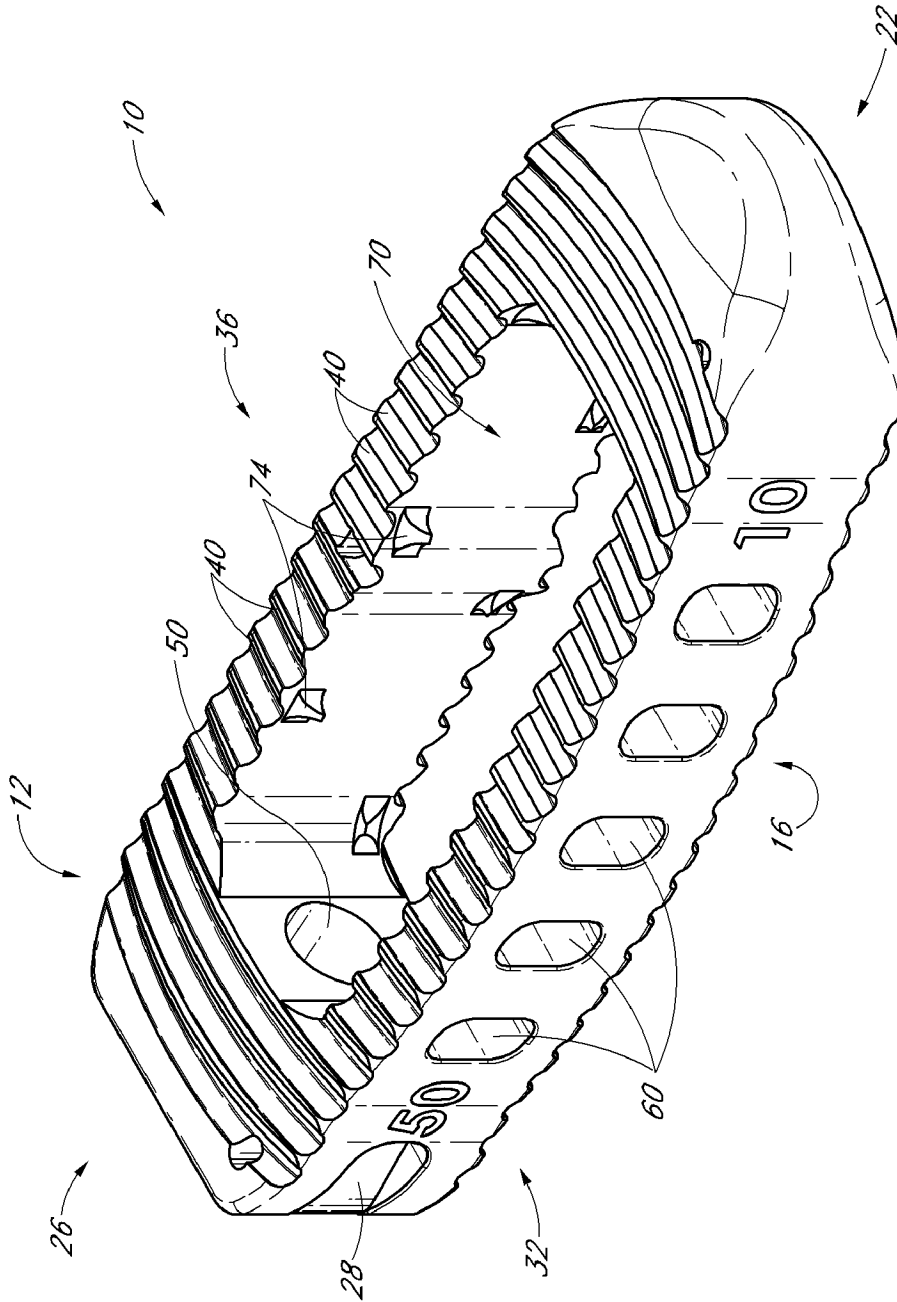


FIG. 1A

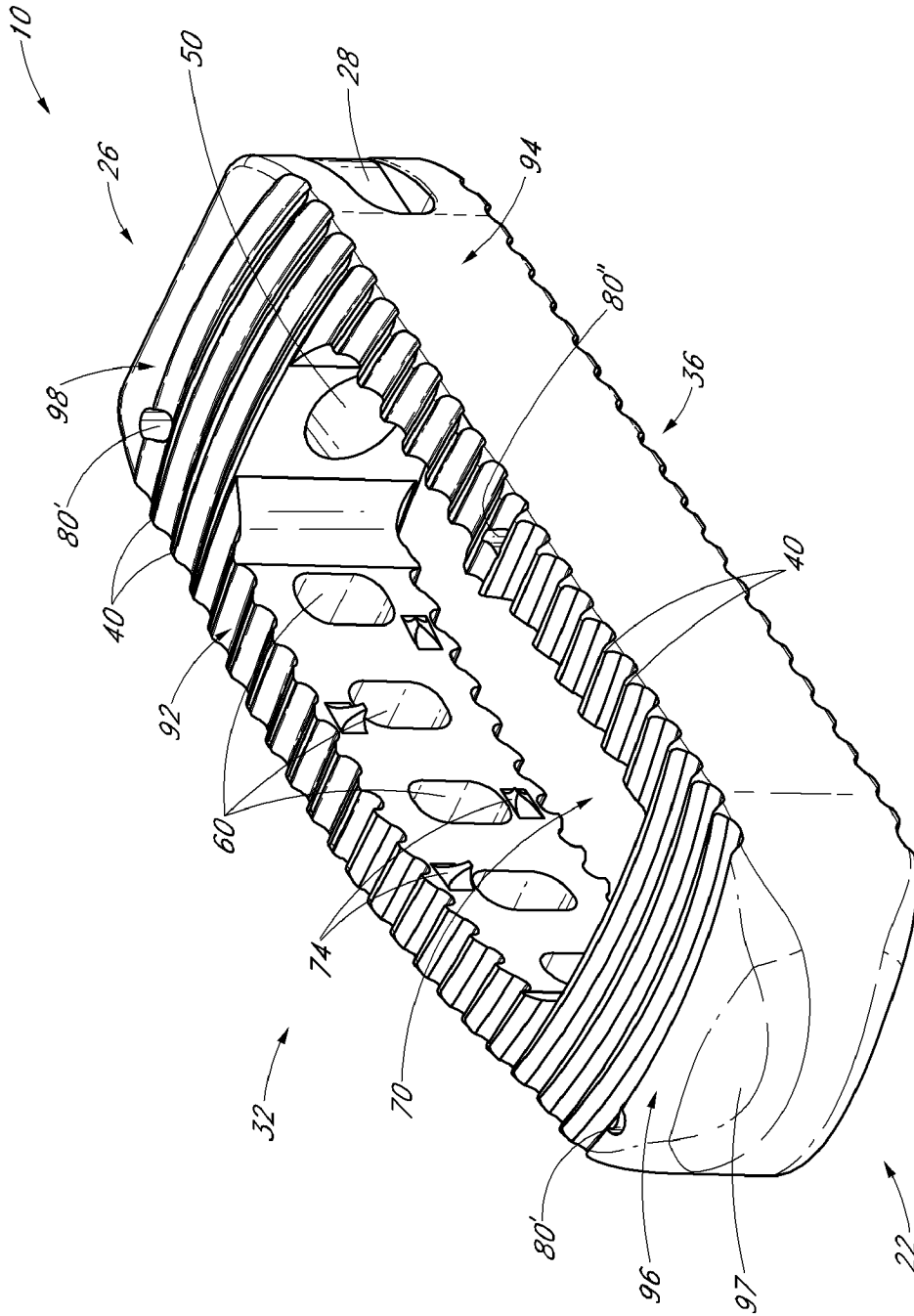


FIG. 1B

Explore Litigation Insights

Docket Alarm provides insights to develop a more informed litigation strategy and the peace of mind of knowing you're on top of things.

Real-Time Litigation Alerts



Keep your litigation team up-to-date with **real-time alerts** and advanced team management tools built for the enterprise, all while greatly reducing PACER spend.

Our comprehensive service means we can handle Federal, State, and Administrative courts across the country.

Advanced Docket Research



With over 230 million records, Docket Alarm's cloud-native docket research platform finds what other services can't. Coverage includes Federal, State, plus PTAB, TTAB, ITC and NLRB decisions, all in one place.

Identify arguments that have been successful in the past with full text, pinpoint searching. Link to case law cited within any court document via Fastcase.

Analytics At Your Fingertips



Learn what happened the last time a particular judge, opposing counsel or company faced cases similar to yours.

Advanced out-of-the-box PTAB and TTAB analytics are always at your fingertips.

API

Docket Alarm offers a powerful API (application programming interface) to developers that want to integrate case filings into their apps.

LAW FIRMS

Build custom dashboards for your attorneys and clients with live data direct from the court.

Automate many repetitive legal tasks like conflict checks, document management, and marketing.

FINANCIAL INSTITUTIONS

Litigation and bankruptcy checks for companies and debtors.

E-DISCOVERY AND LEGAL VENDORS

Sync your system to PACER to automate legal marketing.