

(12) United States Patent
Michelson

(10) Patent No.: US 6,241,770 B1
(45) Date of Patent: Jun. 5, 2001

(54) INTERBODY SPINAL FUSION IMPLANT HAVING AN ANATOMICALLY CONFORMED TRAILING END

(76) Inventor: Gary K. Michelson, 438 Sherman Canal, Venice, CA (US)

(*) Notice: Subject to any disclaimer, the term of this patent is extended or adjusted under 35 U.S.C. 154(b) by 0 days.

(21) Appl. No.: 09/263,266

(22) Filed: Mar. 5, 1999

(51) Int. Cl.⁷ A61F 2/44

(52) U.S. Cl. 623/17.11

(58) Field of Search 623/17

(56) References Cited

U.S. PATENT DOCUMENTS

Re. 31,865 4/1985 Roux .
 D. 245,259 8/1977 Shen .
 D. 397,439 8/1998 Koros et al. .

(List continued on next page.)

FOREIGN PATENT DOCUMENTS

35 05 567 6/1986 (DE) .
 0077159 4/1983 (EP) .
 0 179 695 4/1986 (EP) .
 0260044A1 3/1988 (EP) .
 0307241A2 3/1989 (EP) .
 0577179A1 1/1994 (EP) .
 0599419A2 6/1994 (EP) .
 0 627 204 12/1994 (EP) .
 0 637 440 10/1997 (EP) .
 283078 5/1985 (ES) .
 2 703 580 10/1994 (FR) .
 57-29348 2/1982 (JP) .
 61-122859 6/1986 (JP) .
 62-155846 7/1987 (JP) .
 WO9214423 9/1992 (WO) .
 93/01771 2/1993 (WO) .
 WO9508964 4/1995 (WO) .
 WO9622747 8/1996 (WO) .

OTHER PUBLICATIONS

Muschler, et al.; *The Biology of Spinal Fusion; Spinal Fusion Science and Technique*, Cotler and Cotler, pp. 9-13.
 Zindrick, et al.; *Lumbar Spine Fusion: Different Types and Indications; The Lumbar Spine*, vol. 1, Second Edition, pp. 588-593 (1996).
 Crock, H.V.; *Practice of Spinal Surgery; Springer-Verlag/Wien*, New York (1983), pp. 75-85.
 DeBowes, R.M., et al.; *Study of Bovine . . . Steel Baskets; Transactions of the 29th Annual Meeting; Orthopaedic Research Society*, vol. 8, p. 407, Mar. 8-10 (1983).
 Otero-Vich, Jose M.; *Anterior Cervical Interbody Fusion with Threaded Cylindrical Bone; J. Neurosurg* 63:750-753 (Nov. 1985).
 Butts, M.K., et al.; *Biomechanical Analysis of a New Method for Spinal Interbody Fixation; 1987 Symposium, American Society of Mechanical Engineers, "Advances in Bioengineering"*, Boston, MA (Dec. 13-18, 1987), 2 pages.
 Crawley et al.; *A Modified Cloward's Technique for Arthrodesis of the Normal Metacarpophalangeal Joint in the Horse; Veterinary Surgery*, vol. 17, No. 3, pp. 117-127 (1988).
 Bagby, G.W.; *Arthrodesis by the Distraction-Compression Method Using a Stainless Steel Implant; Orthopedics*, vol. II, No. 6, pp. 931-934 (Jun. 1987).
 Itoman, M., et al.; *Banked Bone grafting for Bone Defect Repair-Clinical Evaluation of Bone Union and Graft Incorporation; J. Jpn. Orthop. Assoc.* 62:461-469 (1988).

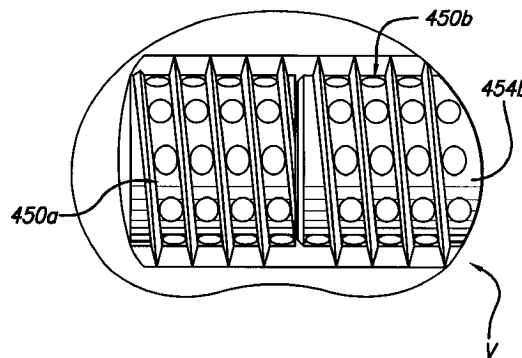
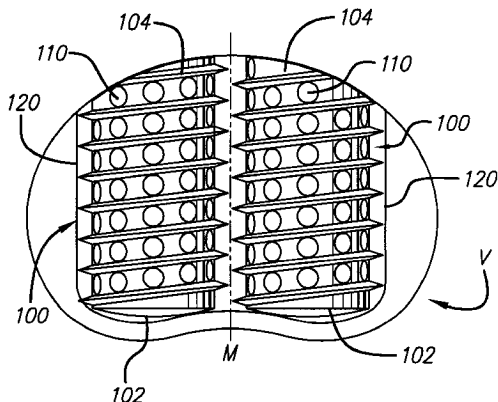
(List continued on next page.)

Primary Examiner—David H. Willse
(74) Attorney, Agent, or Firm—Martin & Ferraro, LLP

(57) ABSTRACT

An interbody spinal fusion implant adapted for placement at least in part across an intervertebral space formed across a disc space between two adjacent vertebral bodies and for penetrating engagement into each of those vertebral bodies, the implant having a trailing end adapted to sit upon and not protrude from the anterolateral peripheral rim of bone of the vertebral body.

104 Claims, 9 Drawing Sheets



U.S. PATENT DOCUMENTS

2,677,369	5/1954	Knowles .	5,370,697	12/1994	Baumgartner .
3,426,364	2/1969	Lumb .	5,397,364	3/1995	Kozak et al. .
3,848,601	11/1974	Ma et al. .	5,425,772	6/1995	Brantigan .
3,867,728	2/1975	Stubstad et al. .	5,443,514	8/1995	Steffee .
3,875,595	4/1975	Froning .	5,458,638	10/1995	Kuslich et al. .
3,905,047	9/1975	Long .	5,489,307	2/1996	Kuslich et al. .
4,070,514	1/1978	Eatherly .	5,489,308	2/1996	Kuslich et al. .
4,309,777	1/1982	Patil .	5,571,109	11/1996	Bertagnoli .
4,349,921	9/1982	Kuntz .	5,609,636	3/1997	Kohrs et al. .
4,501,269	2/1985	Bagby .	5,645,598	7/1997	Brosnahan, III .
4,599,086	7/1986	Doty .	5,658,337	8/1997	Kohrs et al. .
4,636,217	1/1987	Ogilvie et al. .	5,669,909	9/1997	Zdeblick et al. .
4,714,469	12/1987	Kenna .	5,683,463	11/1997	Godefroy et al. .
4,743,256	5/1988	Brantigan .	5,766,252	6/1998	Henry et al. .
4,759,766	7/1988	Buettner-Janz et al. .	5,782,919	7/1998	Zdeblick et al. .
4,759,769	7/1988	Hedman et al. .	5,800,547	9/1998	Schäfer et al. .
4,820,305	4/1989	Harms et al. .	5,800,550	9/1998	Sertich .
4,834,757	5/1989	Brantigan .	5,814,084	9/1998	Grivas et al. .
4,863,476	9/1989	Shepperd .	5,861,041 *	1/1999	Teinboon 623/17
4,863,477	9/1989	Monson .	6,033,438 *	3/2000	Bianchi et al. 623/17.16
4,877,020	10/1989	Vich .			
4,878,915	11/1989	Brantigan .			
4,904,261	2/1990	Dove et al. .			
4,911,718	3/1990	Lee et al. .			
4,936,848	6/1990	Bagby .			
4,955,908	9/1990	Frey et al. .			
4,961,740	10/1990	Ray et al. .			
5,015,247	5/1991	Michelson .			
5,015,255	5/1991	Kuslich .			
5,026,373	6/1991	Ray et al. .			
5,055,104	10/1991	Ray .			
5,059,193	10/1991	Kuslich .			
5,062,845	11/1991	Kuslich et al. .			
5,071,437	12/1991	Steffee .			
5,122,130	6/1992	Keller .			
5,123,926	6/1992	Pisharodi .			
5,171,278	12/1992	Pisharodi .			
5,192,327	3/1993	Brantigan .			
5,246,458	9/1993	Graham .			
5,258,031	11/1993	Salib et al. .			
5,306,309	4/1994	Wagner et al. .			

OTHER PUBLICATIONS

Schmitz et al.; Performance of Alloplastic Materials and Design of an Artificial Disc; the Artificial Disc, Brock, Mayer, Weigel; pp. 23–34 (1991).

Fusion of the Lumbar Spine; Anterior Monosegmental Fusion L5–S1, Atlas of Spinal Operations, Thieme, pp. 270–274 (1993).

Lumbar Spine Surgery, Techniques & Complications; History of Lumbar Spine Surgery (1994) pp. 11–15; 27; 30; 35–45; 265–268.

European Opposition Document, Nov. 27, 1995—Opposing EP Patent No. 425 542 B1 to Karlin Technology, Inc.

Glazer, P.A., et al.; Biomechanical Analysis of Multilevel Fixation Methods in the Lumbar Spine; Spine, vol. 22, No. 2, pp. 171–182 (1997).

Ray, C.D.; Spinal Interbody Fusions: A Review, Featuring New Generation Techniques; Neurosurgery Quarterly, 7(2):135–156 (1997).

* cited by examiner

FIG. 1

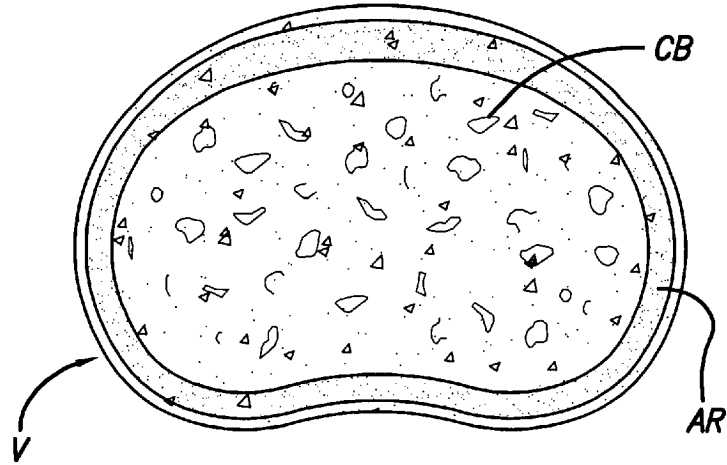


FIG. 2





FIG. 3



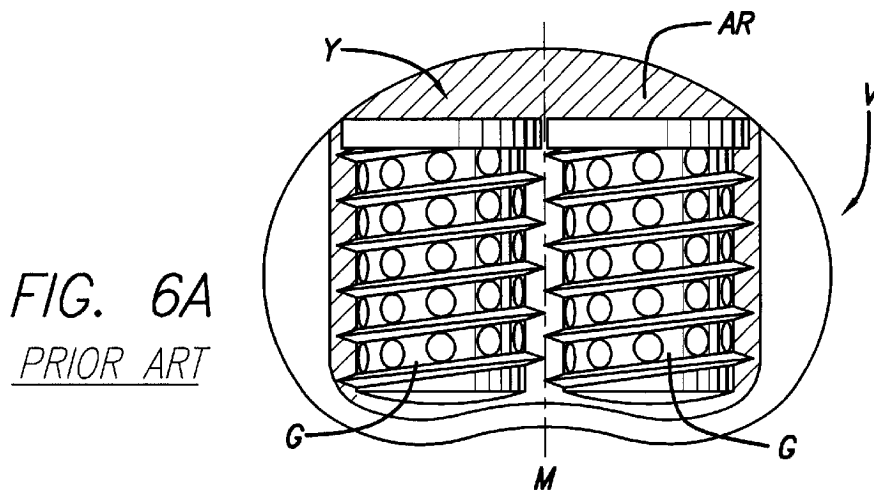
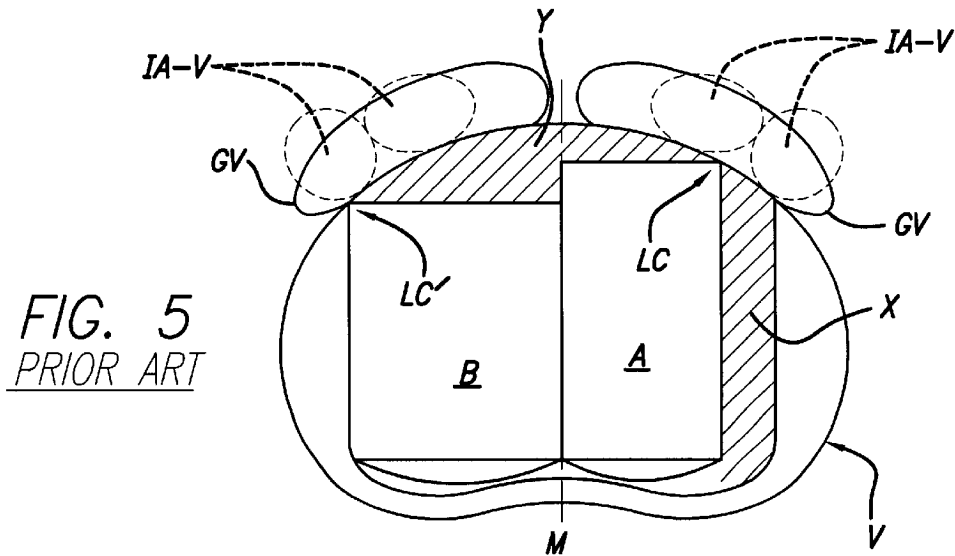
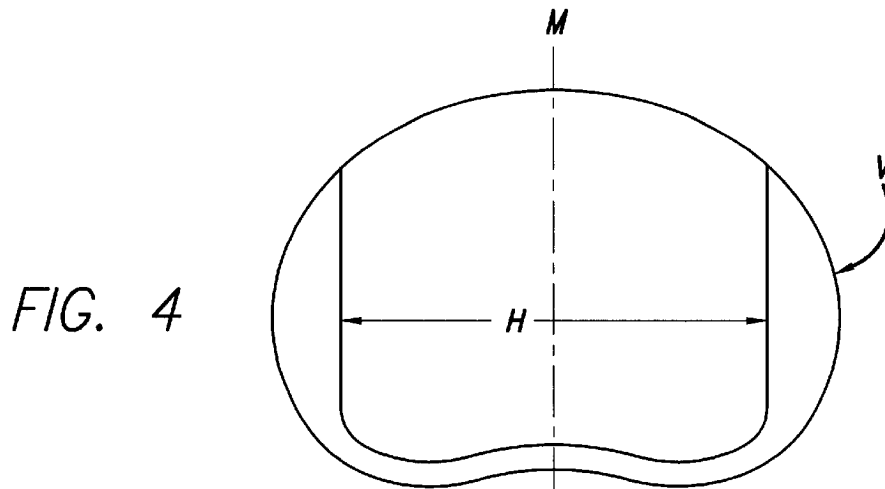


FIG. 6B

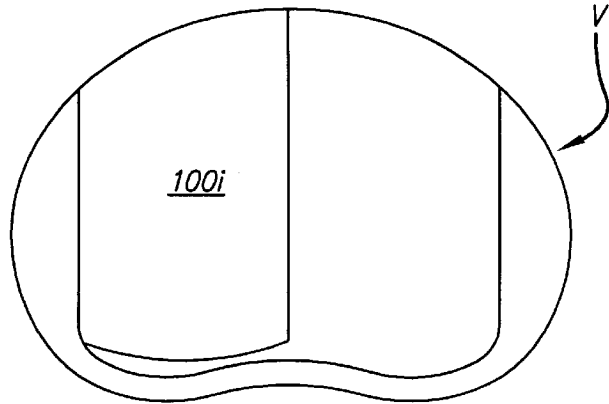


FIG. 6C

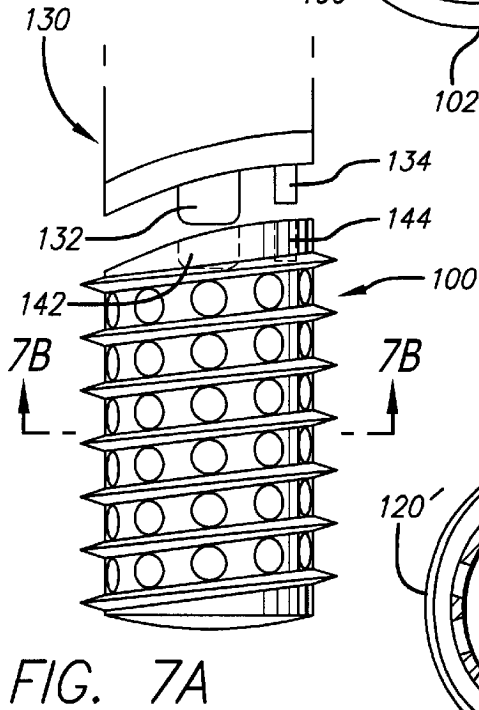
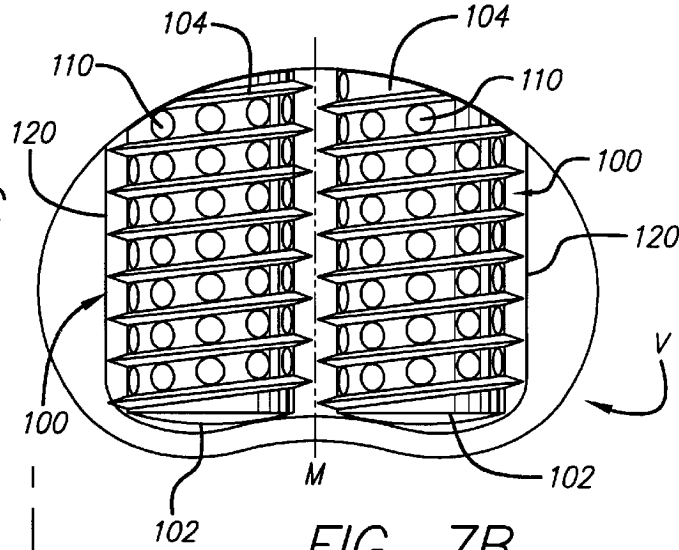


FIG. 7A

FIG. 7B

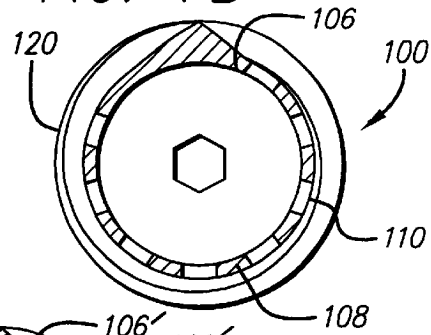
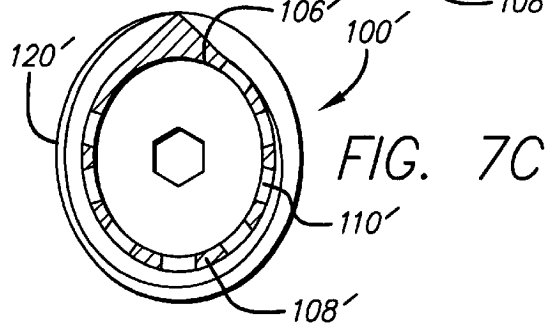


FIG. 7C



Explore Litigation Insights

Docket Alarm provides insights to develop a more informed litigation strategy and the peace of mind of knowing you're on top of things.

Real-Time Litigation Alerts



Keep your litigation team up-to-date with **real-time alerts** and advanced team management tools built for the enterprise, all while greatly reducing PACER spend.

Our comprehensive service means we can handle Federal, State, and Administrative courts across the country.

Advanced Docket Research



With over 230 million records, Docket Alarm's cloud-native docket research platform finds what other services can't. Coverage includes Federal, State, plus PTAB, TTAB, ITC and NLRB decisions, all in one place.

Identify arguments that have been successful in the past with full text, pinpoint searching. Link to case law cited within any court document via Fastcase.

Analytics At Your Fingertips



Learn what happened the last time a particular judge, opposing counsel or company faced cases similar to yours.

Advanced out-of-the-box PTAB and TTAB analytics are always at your fingertips.

API

Docket Alarm offers a powerful API (application programming interface) to developers that want to integrate case filings into their apps.

LAW FIRMS

Build custom dashboards for your attorneys and clients with live data direct from the court.

Automate many repetitive legal tasks like conflict checks, document management, and marketing.

FINANCIAL INSTITUTIONS

Litigation and bankruptcy checks for companies and debtors.

E-DISCOVERY AND LEGAL VENDORS

Sync your system to PACER to automate legal marketing.