

EXHIBIT 1012:

U.S. PATENT NUMBER D567,384 TO SAKULSACHA.

(“SAKULSACHA (‘384)”)

Munchkin, Inc. & Toys “R” Us, Inc.: 1012



US00D567384S

(12) **United States Design Patent**
Sakulsacha et al.

(10) **Patent No.:** **US D567,384 S**
(45) **Date of Patent:** **** Apr. 22, 2008**

(54) **SILICONE SPOUT**

(75) Inventors: **Pravin Sakulsacha**, Bangkok (TH);
Rungkam Chalermwinsuekun,
Bangkok (TH)

(73) Assignee: **Royal King Infant Products Co., Ltd.**,
Bangkok (TH)

(**) Term: **14 Years**

(21) Appl. No.: **29/278,117**

(22) Filed: **Mar. 20, 2007**

(51) **LOC (8) Cl.** **24-04**

(52) **U.S. Cl.** **D24/196; D24/194**

(58) **Field of Classification Search** **D24/193-199;**
D7/392, 392.1, 507-511, 514, 515, 534, 900;
D9/447, 504, 519; 220/23.83-23.84, 603,
220/705, 713, 771; 215/2, 6, 11.1-11.6,
215/227, 287, 311, 365, 386-388, 390, 396,
215/398-399; 606/236; 446/75-77, 227;
248/102; 604/78

See application file for complete search history.

(56)

References Cited

U.S. PATENT DOCUMENTS

D31,232 S	7/1899	Pearl	
1,902,433 A	3/1933	Brown	
2,366,214 A	1/1945	Ramaker	
2,388,915 A	11/1945	Hellborn	
2,822,102 A	2/1958	Holland	
2,831,569 A	4/1958	Cagle	
D243,366 S	2/1977	Lybe et al.	
D259,231 S *	5/1981	Kozlow, Sr.	D7/392.1
D300,462 S *	3/1989	English et al.	D24/194
D305,459 S *	1/1990	Smith	D24/196
D310,567 S *	9/1990	Fitzpatrick	D24/197
D324,105 S *	2/1992	Forrer	D24/196
5,101,992 A	4/1992	Serre	
5,244,105 A	9/1993	Serre	
D346,865 S	5/1994	Gregory	
D381,753 S *	7/1997	Ellenberger et al.	D24/196
D387,247 S *	12/1997	Randolph	D7/510
D405,530 S	2/1999	Manganiello et al.	

5,881,893 A	3/1999	Manganiello	
D417,735 S *	12/1999	Ford	D24/193
D421,127 S *	2/2000	Garcia	D24/196
D434,944 S *	12/2000	Randolph	D7/510
6,161,710 A	12/2000	Dieringer et al.	
D444,239 S	6/2001	Kobayashi et al.	
6,241,110 B1	6/2001	Hakim	
D445,193 S *	7/2001	Manganiello et al.	D24/193
D463,567 S	9/2002	Morano	
D479,606 S	9/2003	Randolph	
6,645,228 B2	11/2003	Renz	
6,745,912 B2	6/2004	Uehara et al.	
6,994,225 B2	2/2006	Hakim	
7,122,045 B2	10/2006	Randolph et al.	
7,134,564 B2	11/2006	Verbovszky	
2002/0030029 A1	3/2002	Hakim	

* cited by examiner

Primary Examiner—Stella M. Reid
Assistant Examiner—Susan E Krakower
(74) *Attorney, Agent, or Firm*—Davis Bujold & Daniels,
P.L.L.C.

(57) **CLAIM**

We claim the ornamental design for a silicone spout, as shown and described.

DESCRIPTION

FIG. 1 is a rear perspective view of a silicone spout embodying our new design;

FIG. 2 is a front perspective view thereof;

FIG. 3 is a front elevational view thereof;

FIG. 4 is a bottom plan view thereof;

FIG. 5 is a top plan view thereof;

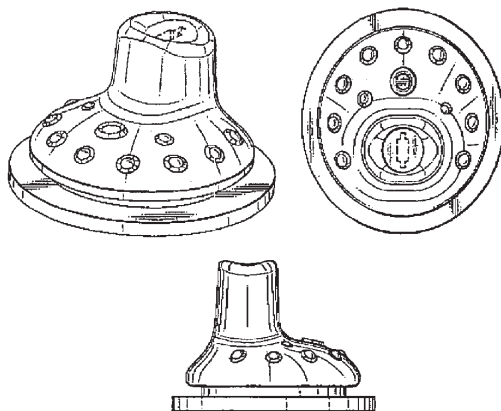
FIG. 6 is a left side elevational view thereof;

FIG. 7 is a right side elevational view thereof; and,

FIG. 8 is a rear elevational view thereof.

The broken lines showing the spout opening are intended for the purpose of showing structure that is not part of the design but necessary to show the environment with which the design is associated.

1 Claim, 2 Drawing Sheets



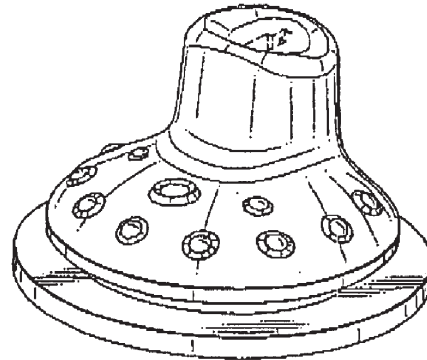


FIG. 1

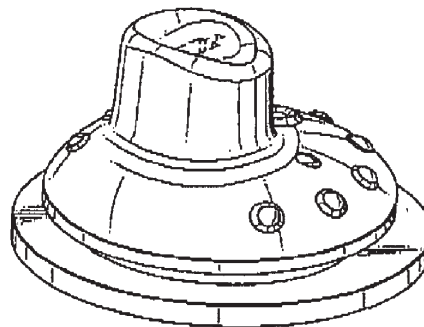


FIG. 2

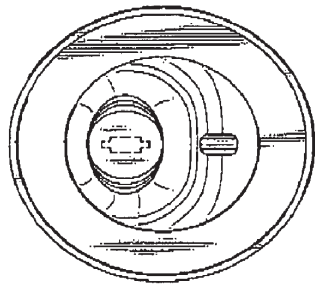


FIG. 4

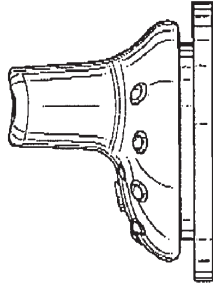


FIG. 7

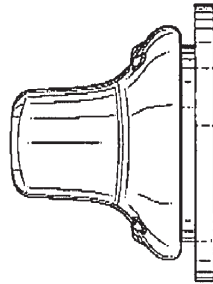


FIG. 3

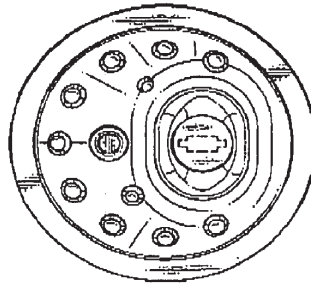


FIG. 5

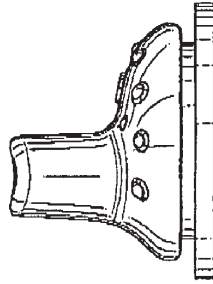


FIG. 6

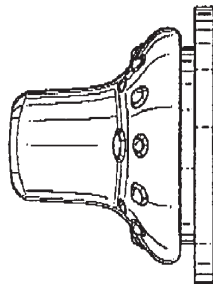


FIG. 8