

UNITED STATES PATENT AND TRADEMARK OFFICE

BEFORE THE PATENT TRIAL AND APPEAL BOARD

IBG LLC; INTERACTIVE BROKERS LLC;
TRADESTATION GROUP, INC.; TRADESTATION SECURITIES, INC.;
TRADESTATION TECHNOLOGIES, INC.;
and IBFX, INC.

Petitioner

v.

TRADING TECHNOLOGIES INTERNATIONAL, INC.

Patent Owner

Case CBM2015-00181
U.S. Patent 7,676,411

DECLARATION OF DAN R. OLSEN, JR.

I. Qualifications

1. I, Dan R. Olsen Jr., Ph.D., am a resident of Orem, Utah and have more than 35 years of experience in computer science and human-computer interaction (HCI). I hold a doctorate in Computing and Information from the University of Pennsylvania. For 3 ½ years I was an Assistant Professor of Computer Science at Arizona State University. I then served for 30 years on the faculty of Brigham Young University retiring as a full professor in 2015. During that time at BYU, I also served as the chair of the Department of Computer Science. I took leave from BYU in 1996 to become the founding director of the Human Computer Interaction Institute in the School of Computer Science at Carnegie Mellon University. I returned to BYU in 1998. I am currently the CEO of a software startup in educational technology (SparxTeq, Inc).

2. During the course of my academic career, I authored over 70 papers in the field of computer science. The topics on which I have published papers are:

- User Interface Management Systems
- Syntactic representations of user interfaces
- Multi-user interaction across networks
- Induction of interaction behavior from pictures
- Novel interaction techniques using speech and laser pointers
- Interactive machine learning

- Interactive robotics
 - Interactive television
3. I currently hold 4 patents in human-computer interaction. I have authored 3 textbooks on the techniques of software design for human-computer interaction.
4. I have had extensive involvement in professional societies, such as the Association for Computing Machinery (ACM), the premiere society in computing. I have served in many offices of ACM's Special Interest Group on Computer Human Interaction (SIGCHI) and currently serve as its treasurer. I have been conference chair of CHI, which is the premier conference in Computer Human Interaction. I was the founding editor of ACM's Transactions on Computer Human Interaction. I was a co-founder and active leader for the conference on User Interface Software and Technology (UIST) for the past 29 years. I have also served at the governor's request on the Utah Science, Technology and Research (USTAR) board, which oversees and funds state economic development efforts in technology.
5. I twice received best paper awards in intelligent user interfaces. In 2004, I was appointed to the CHI Academy for international excellence in Computer Human Interaction research. In 2007, I was recognized as one of ACM's

Fellows for research in computer science and in 2012 received the CHI Lifetime Research Award, which is the highest award in Computer Human Interaction.

II. Graphical User Interfaces and the '411 Patent

6. Attorneys for the Patent Holder have explained to me that U.S. Patent No. 7,676,411 (“the ‘411 patent”) has been challenged as a Covered Business Method (CBM) patent. I have been asked to review the nature of the invention in the ‘411 patent. As explained below, it is my opinion that the ‘411 patent claims a technological invention because the claimed invention provides a technical improvement to prior graphical user interfaces.

III. Historical context

7. In discussing how graphical user interfaces are a technology with specific technical problems, I would first like to refer to two very old patents involving earlier mechanical technologies. I will use these two patents to illustrate two key pieces of technical knowledge that are used widely in graphical user interface (GUI) technology.

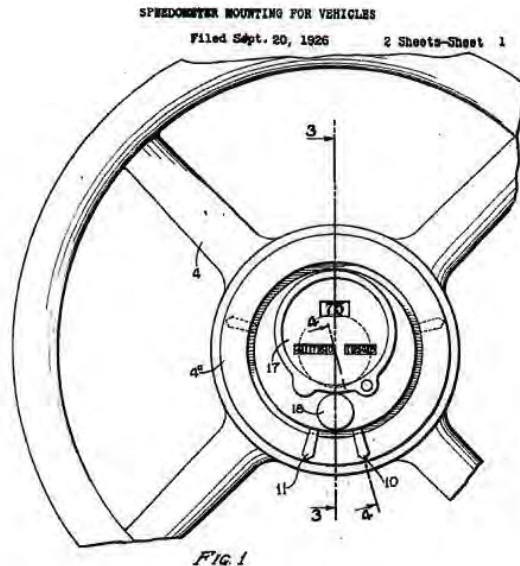


Figure 1 – Speedometer in the Steering Wheel.

IV. Simplification of perception – US patent 1,692,601

8. In 1928, U.S. patent 1,692,601 was issued for an automobile speedometer that was mounted in the center of the steering wheel. This patent claims the ability to perceive an automobile's speed. It was not for the sensor for measuring speed (which was well known at the time). It was not for the concept of displaying speed in a meter (which was also well known). The key claim was as follows:

first, to provide a steering control means -for vehicles on which is mounted a speedometer whereby the speed of the vehicle may be readily determined by merely dropping the vision slightly to the middle portion of the steering wheel which is substantially in line with the line of vision of the driver and as close to the eyes of the driver as possible, thus determining the speed of the vehicle with least danger to the driver and other occupants ...

9. This patent's key contribution was that it placed the speedometer in the center of the steering wheel where it was easier for the driver to perceive. This was not awarded for the esthetics or appearance of that speedometer placement. It was the arrangement of the components of the technology for easiest human perception that was the key to this patent. It will be shown in this report that the '411 patent claims constructing a GUI to display information in particular locations to improve the interface between man and machine by improving the user's perception of the relevant information, with bits and pixels comprising the GUI elements rather than cables, shafts and gears.

V. Reduction of human effort - US 714,878

10. In 1902, U.S. patent 714,878 was issued for a new steering mechanism. The claim was not for steering, which was well known, and not for the gears, shafts and motive power that were used. The essential claim of this patent is as follows:

This invention relates to improvements in motor-vehicles or automobiles, and more particularly to the class of such vehicles wherein the front Wheels are both the driven and the steering wheels; and the invention more especially pertains to the mechanisms and controlling appliances whereby the motor may be made available for the propulsion of the vehicle through the front steering wheels, whereby the motor may be employed to swing the steering-wheels to steer, whereby the motor may be simultaneously caused to both drive

and steer, and whereby the motor may only drive the steering-wheels, the steering being operated manually.

The improved mechanism is especially useful on large and heavy motor wagons or trucks in which, especially at the time of starting the same, considerable power is necessary to change the relative position of the wheels under the body.

11. By this time the steering of vehicles was well known. The specific technical problem that was addressed was that with very heavy vehicles the power required to turn the steering wheels was beyond the capacity of normal human beings. They were simply not strong enough. In this patent, a mechanism is described for using power from the motor to perform the task that a human could not do. As explained in this report, the '411 patent, rather than using a motor to reduce human effort, describes a way of constructing a GUI to allow a human to perceive and enter information in a way that a human previously could not. Bits and pixels comprising GUI components have replaced gears, motors and shafts but again human capacity to control and interface with a machine has still been enhanced in a novel way.

VI. Graphical User Interface Technology

12. One of the questions at issue in the Petitioner's arguments is whether or not GUIs constitute a technology. User interface technology is the subject of study at institutions such as MIT-Media Lab, CMU-HCI Institute in their School of Computer Science, Stanford, UC-Berkeley, University of Washington and Georgia

Tech. All of these highly technical institutions have strong research faculty and educational programs in human-computer interaction. The goals of HCI research are to invent new ways for people to interact with computers. This is not a new field of study, but rather a subset of man-machine interface design. Indeed, HCI has adopted a number of terms from its mechanical parent. For example, buttons, sliders, exist in both fields for study, and just as changes to these features may provide an improvement in a mechanical device, improving the equivalent features in a GUI allows a computer to function better or even in ways that were not previously conceived. For example, the various GUIs on the iPhone transform it into a phone, compass, calculator, and so on. Without these GUIs, the iPhone is a useless handheld computer. Indeed, the iPhone itself uses HCI design, for example, by using slide to unlock to access the phone to replace a mechanical lock.

13. Two common measures of success in HCI research are speed and accuracy. Learnability is also a common success metric. The ease with which someone can master a user interface is very important. Although esthetics do come into play when marketing some types of products (e.g., retail products), HCI researchers generally ignore this aspect and focus on making a user interface more effective rather than just prettier.

14. Merriam-Webster dictionary defines technology as “the practical application of knowledge, especially in a particular area.” At issue then is the

knowledge, or scientific principles, that cause the invention claimed in the '411 patent to work better than previous solutions. In my opinion, at least two basic GUI principles cause users to perceive the claimed GUI as an improvement over prior GUIs, namely: human visual search, and optimizing human effort. This section of the report includes a light introduction to these principles so that they can be understood with respect to the claims of the '411 patent.

VII. GUI Architecture

15. In the case of the '411 patent, the claims identify the specific architecture/make-up, functionality, and structural components, including order entry regions allowing for user interaction, and display regions providing information about the particular commodity market in which trades are occurring. The design of this presentation is absolutely critical to the user's ability to correctly perceive the state of the interaction information. There are many possibilities for the design of the GUI architecture and they will vary widely in how rapidly and accurately the user can perceive information the user is trying to perceive. The claims of the '411 patent describe how to construct a GUI with a very specific and concrete arrangement of the presentation of the market information at particular locations so that the inside market (the current highest bid price and current lowest ask price) moves relative to a price axis so as to facilitate the user's (trader) perception of the market.

16. The '411 claims describe a particular way of constructing a GUI with areas in an order entry region at particular locations to allow for order entry which requires less effort of the user than before and provides greater accuracy without sacrificing speed versus the disclosed conventional screens. The '411 patent claims a way of constructing a GUI with a specific structure and make-up for presenting information and that permits a specific way in which users can enter data and cause messages to be sent, which in this case is data parameters of trade orders and messages that represent trade orders. The '411 patent claims provide a GUI that a user can see, feel and interact with no differently than a mechanical device. The '411 claims provide technical solutions to the technical problems of user's perception of market data and entry of data.

17. Innovation in human control of processes has a long patent history. US Patent 3,018,661 issued in 1957 is for an aviation display. The goal of this display is as follows:

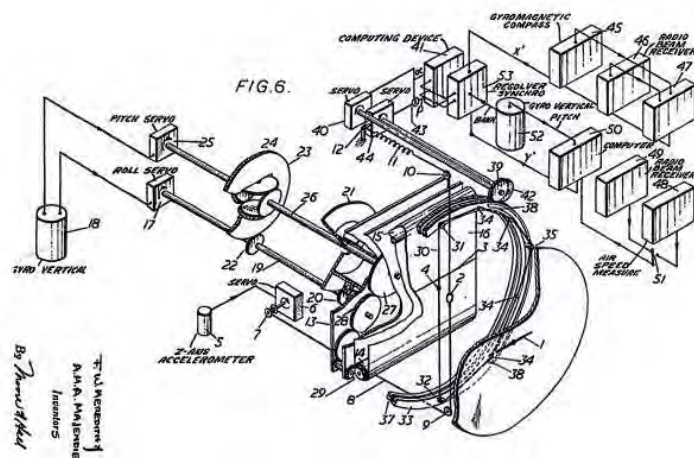
It is an object of the present invention to provide an aircraft instrument constructed to facilitate the control of an aircraft simultaneously in pitch and roll by a human pilot and which preferably is combined with means to display the pitch and roll attitude of the aircraft to give a readily appreciated indication of the actual attitude of the

aircraft and the action which is required to attain the
desired flight path.

And the patent claimed providing that particular way of presenting information as
follows:

1. An aircraft instrument comprising means to define a viewing aperture, a first index supported for movement within the aperture, means within the aperture to define a datum position for the first index, driving means connected to the first index, means to control the driving means in accordance with the component of the normal plane absolute acceleration of the aircraft in direction of its Z axis so that the displacement of the first index from the said datum position is proportional to the said component of the normal plane absolute acceleration of the aircraft, a further index supported for movement within the aperture and means to displace the further index in relation to the said datum position in accordance with a demanded value, both as to magnitude and direction of the normal plane absolute acceleration, said demanded value being that required if some desired flight

path is to be achieved and a maneuver of the aircraft in bank and pitch to superpose the first index and further index thus resulting in the attainment of the demanded normal plane acceleration and the desired flight path, neglecting any components of the normal plane absolute acceleration in the direction of the transverse axis of the aircraft.



18. The innovation in this aviation patent relies upon the pilot's ability to perceive his current flight state in a way that will more easily allow him to control the plane. The '411 patent innovates in a similar way using mouse, keyboard and screen rather than gears and dials.

VIII. Human factors

19. This is not the place for a complete discussion of the human factors principles that impact the design of interfaces between man and machine.

However, there are three that are instructive in this case. They are: short term memory, foveated perception and expressive leverage.

A. Seven +/- two

20. A great deal of what we do when we work depends upon our short-term memory. Short term memory consists of the knowledge we need right now for the task at hand. It has been shown that the number of concepts that can be held in short term memory is between 5 and 9, which is described as the “seven plus or minus two” rule. When the amount of information required for a task exceeds these limits we forget something to make room for a new piece of information. This is why talking with someone will cause us to forget a phone number that we just looked up. The new information from talking pushes out the phone number we just saw. In commodity trading, driving a car, or piloting aircraft there are many pieces of information that must be considered rapidly and simultaneously to perform successfully.

B. Foveated perception

21. When information is displayed on the screen, the speed and accuracy with which a user can interact is heavily influenced by their ability to find desired

information on the screen. The visual search for information is largely controlled by the anatomy of the eye and specifically the retina. Figure 3 shows the anatomy of the eye. Most of the retina is the periphery with a small spot near the center called the macula or the fovea. The periphery has a lot of sensors but they are quite spread out and can only sense gray, not color. This means that most of the image that we see at any one time is gray and quite blurry. The sensors at the fovea are densely packed so that we see in high resolution and they also can sense color.

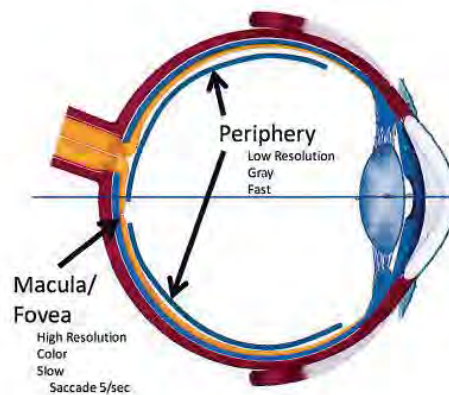


Figure 3 – Eye anatomy

22. At first most people do not believe that their eye works this way because they think they see everything in high resolution and in color. In actuality that is your visual memory that is supplying the information as well as the fact that your eye can move very rapidly. As soon as you think about wanting to see something, your eye moves to look at it and it appears in high resolution. This effect can be understood by a simple experiment. Pick a line of text in the middle

of this paragraph. Hold your eyes still and without moving them, attempt to read the lines above and below. With double-spaced text you will not be able to see anything but a blur outside of the line you are looking at.

23. Because only the fovea can pick up high resolution information, it relies upon the eye's ability to move very rapidly (5 times per second) and on the periphery to identify important locations to look. However, the periphery is limited in its ability to identify where to look because of its low resolution (blurry images). Good interface design will organize information so that it is easy for the periphery to identify where the eye should look for the desired information. For example, this is why warning lights in a car are displayed around a car's more frequently viewed speedometer. The claims of the '411 patent describe a particular way of constructing a GUI with a specific set of visual relationships to simplify visual search for the information.

C. Expressive leverage

24. The process of visual search is only part of the technical problem of creating an efficient interactive solution. We also need to minimize the human effort to interact with the GUI. One principle of such interactivity is called "expressive leverage" [OLSE 07]. Expressive leverage is the ratio between the amount of information to be expressed and the amount of human effort required in such expression. High expressive leverage creates very efficient user interfaces.

Natural languages such as English are attractive due to their high expressive leverage.

25. A very common way to measure human effort in an interaction is the keystroke-level model (KLM) [CARD 08]. This simply counts the number of key or button entries required to accomplish a task. This measure has many limitations but it will serve here as a simple measure of expressive leverage in this discussion.



	Use Previous
Name:	George Mendenhall
Street Address:	1450 Sonoma Blvd
City:	Pig Creek
State:	CA
Zip:	98765

Figure 4 – Form Filling

26. In one application a user may be required to enter a shipping address using the form shown in figure 4. To enter the address shown in the figure requires 49 key presses plus 5 mouse clicks for a KLM measure of 54. If the user enters this address many times, the designers can introduce the “Use Previous” button that requires only 1 click (expressive leverage of 54/1) to accomplish the task. This is the technique used by Amazon in US Patent 5,960,411. These examples are modern instances of the same kind of innovation found in the power steering

patent. Again bits and pixels have replaced shafts, wheels and gears but the concept of magnifying the power of humans to effect desired actions is the same.

IX. The '411 patent analysis

27. The preceding discussion has laid out some of the knowledge and principles found in the field of interface design. We have shown that improvements to interfaces have long been the subject of patentable technologies and provide specific benefits. In particular, the '411 patent addresses the technical problem of increasing the speed and accuracy of entering data and usability by constructing a GUI to improve user interaction by displaying market information and areas in an order entry region selectable by a single action to set a price for a trade order and send an order at that price with a default quantity. It is not the nature of commodity trading that is claimed in the '411 patent but rather the technology of a new mechanism for improved efficiency in entering data and sending messages representing trades that is claimed.

SYCOM FGBL DEC99						
E/W	10:48:44		BidQ	AskQ	Prc	LTQ
L	3			104	99	
R	5			24	98	
	720			33	97	
X	10			115	96	
	0					
	10	1H		32	95	
	50	3H		27	94	
S O W 24	1K	5H		63	93	
S O W 7	CLR			45	92	
X	10			28	91	
	17			20	90	10
B O W 15	CXL		18		89	
B O W 13	+ -		97		88	
	NET 0		30		87	
B O W 17	NET REAL		43		86	
			110		85	
			23		84	
			31		83	
			125		82	
			21		81	

Figure 5 – [Figure 4] from the ‘411 patent

28. The third-fifth, and seventh paragraphs of claim 1 are as follows:

displaying, via the computing device, a bid display region comprising a plurality of graphical locations, each graphical location in the bid display region corresponding to a different price level of a plurality of price levels along a price axis;

displaying, via the computing device, an ask display region comprising a plurality of graphical locations, each graphical location in the ask display region corresponding to a different price level of the plurality of price levels along the price axis;

dynamically displaying, via the computing device, a first indicator representing quantity associated with at least one trade order to buy the commodity at the current highest bid price in a first graphical location of the plurality of graphical locations in the bid display

region, the first graphical location in the bid display region corresponding to a price level associated with the current highest bid price;

...

dynamically displaying, via the computing device, a second indicator representing quantity associated with at least one trade order to sell the commodity at the current lowest ask price in a first graphical location of the plurality of graphical locations in the ask display region, the first graphical location in the ask display region corresponding to a price level associated with the current lowest ask price;

These elements provide benefits for several reasons. First is that the axis alignment improves visual search by the fovea for a specific market price.

Alignment along the axis gives the eye a very specific direction to look. Arranging the prices in regular intervals gives the brain's visual system a good idea of exactly how far to look to locate a specific price. Arranging the bid/ask information in a specific locations relative to the price location greatly simplifies the trader's visual search for bid information at a specific price. The requirement of the common price axis displayed against both bid and ask solves the technical problem of the user efficiently perceiving the whole market.

29. The sixth paragraph of claim 1 reads:

upon receipt of market information comprising a new highest bid price, moving the first indicator relative to the price axis to a second graphical location of the plurality of graphical locations in the bid display region, the second graphical location corresponding to a price level of the plurality of price levels associated with the new highest

bid price, wherein the second graphical location is different from the first graphical location in the bid display region;

The goal of this element is to show movement of the highest bid price as the market changes. Because the price axis is remaining static the periphery of the eye as well as the visual memory retains the position of various prices without the time-consuming process of reading the prices using the fovea. As the highest bid price moves it is easy for the eye to follow and for the trader to quickly understand the corresponding price change. This is made possible because the indicator is moving relative to the fixed price locations. This is in contrast with the old method in figure 2 of the '411 patent where the user must read prices (visually much slower) to understand the movement. The eighth paragraph of claim 1 claims similar interactive properties as paragraph six. The difference is that it discusses the lowest ask price rather than the highest bid price. The visual analysis is the same.

30. The ninth and tenth paragraphs of claim 1 read:

displaying, via the computing device, an order entry region comprising a plurality of graphical areas for receiving single action commands to set trade order prices and send trade orders, each graphical area corresponding to a different price level along the price axis; and

selecting a particular graphical area in the order entry region through a single action of the user input device to both set a price for the trade order and send the trade order having a default quantity to the electronic exchange

This paragraph of the claim further defines the structure and features of the GUI, namely the order entry region that a user may select to send trade orders. This paragraph shows that the claimed invention addresses the whole interactive problem, not just the visual display. Specifically, the claimed GUI provides functionality for a trader to not only understand the market but repeatedly take action within that market. By aligning the graphical areas that accept order commands with the corresponding prices, the '411 patent takes advantage of two GUI principles. The alignment with the price simplifies the eye's location of the order command area. Also by aligning the order area with the price the trader can simultaneously specify the price as well as the order. This increases the expressive leverage of the user interface. The inclusion of a default quantity further increases the expressive leverage.

31. The whole of the language of claim 1 is not about executing commodity trades. The claim provides the structure, make-up, and functionality to address technical problems of providing a GUI that is efficient to perceive and accurate and efficient for entering data over the conventional systems (e.g., Fig. 2 GUIs) that the patent discloses. The inventors have applied GUI design knowledge to the particular area of commodities trading to achieve a practical solution of providing a more efficient interface for doing commodity trading. Thus, they have applied technical knowledge to a technical problem.

X. Market speed

32. In previous work by the inventors and others it was common to provide the current market bid and ask prices in a fixed location in a GUI. Figure 2 of the '411 patent. The patent describes this as the normal user interface for commodity trading before the technology covered by the '411 patent was introduced. It is also my understanding that these displayed prices could be clicked to execute an order at the current market price. The problem is that people cannot respond to visual data in less than 200 milliseconds and usually much longer. However, the commodities market changes much faster than that. This means that traders using such a user interface would not always order at the price they thought they were (if they were trying to obtain a particular price) because between the time they decided to order and they could execute a click the price would have changed. From the user's perspective, an order placed at a price that differed from their intended price would be a data entry error. From the computer's perspective, the interface would be operating correctly. The '411 method provides an improved GUI for traders who want to enter an order at a particular price because it constructs the GUI in a way that removes that discrepancy between the user's intended price and what the computer understands the user's selected price to be. This allows for exact price orders to be executed, addressing this problem.


XI. References

[CARD 80] Card, Stuart K; Moran, Thomas P; Allen, Newell (1980). "The keystroke-level model for user performance time with interactive systems".
Communications of the ACM 23 (7): 396–410.

[OLSE 07] Olsen, D. R. "Evaluating User Interface Systems Research,"
UIST 2007, ACM (2007)

I declare that all statements made herein of my knowledge are true, and that all statements made on information and belief are believed to be true, and that these statements were made with the knowledge that willful false statements and the like so made are punishable by fine or imprisonment, or both, under Section 1001 of Title 18 of the United States Code.

Date: 6/24/16

By: 
Dan R. Olsen, Jr.

APPENDIX A

[CARD 80]

The Keystroke-Level Model for User Performance Time with Interactive Systems

Stuart K. Card and Thomas P. Moran
Xerox Palo Alto Research Center

Allen Newell
Carnegie-Mellon University

There are several aspects of user-computer performance that system designers should systematically consider. This article proposes a simple model, the Keystroke-Level Model, for predicting one aspect of performance: the time it takes an expert user to perform a given task on a given computer system. The model is based on counting keystrokes and other low-level operations, including the user's mental preparations and the system's responses. Performance is coded in terms of these operations and operator times summed to give predictions. Heuristic rules are given for predicting where mental preparations occur. When tested against data on 10 different systems, the model's prediction error is 21 percent for individual tasks. An example is given to illustrate how the model can be used to produce parametric predictions and how sensitivity analysis can be used to redeem conclusions in the face of uncertain assumptions. Finally, the model is compared to several simpler versions. The potential role for the Keystroke-Level Model in system design is discussed.

Key Words and Phrases: human-computer interface, human-computer interaction, user model, user performance, cognitive psychology, ergonomics, human factors, systems design

CR Categories: 3.36, 4.6, 8.1

Permission to copy without fee all or part of this material is granted provided that the copies are not made or distributed for direct commercial advantage, the ACM copyright notice and the title of the publication and its date appear, and notice is given that copying is by permission of the Association for Computing Machinery. To copy otherwise, or to republish, requires a fee and/or specific permission.

Authors' present addresses: S.K. Card and T.P. Moran, Xerox Corporation, Palo Alto Research Center, 3333 Coyote Hill Road, Palo Alto, CA 94304; A. Newell, Department of Computer Science, Carnegie-Mellon University, Pittsburgh, PA 15213.
© 1980 ACM 0001-0782/80/0700-0396 \$00.75.

1. Introduction

The design and evaluation of interactive computer systems should take into account the total performance of the combined user-computer system. Such an account would reflect the psychological characteristics of users and their interaction with the task and the computer. This rarely occurs in any systematic and explicit way. The causes of this failure may lie partly in attitudes toward the possibility of dealing successfully with psychological factors, such as the belief that intuition, subjective experience, and anecdote form the only possible bases for dealing with them. Whatever may be true of these more global issues, one major cause is the absence of good analysis tools for assessing combined user-computer performance.

There exists quite a bit of research relevant to the area of user-computer performance, but most of it is preliminary in nature. Pew et al. [14], in a review of 40 potentially relevant human-system performance models, conclude "that integrative models of human performance compatible with the requirements for representing command and control system performance do not exist at the present time." Ramsey and Atwood [15], after reviewing the human factors literature pertinent to computer systems, conclude that while there exists enough material to develop a qualitative "human factors design guide," there is insufficient material for a "quantitative reference handbook."

This paper presents one specific quantitative analysis tool: a simple model for the time it takes a user to perform a task with a given method on an interactive computer system. This model appears to us to be simple enough, accurate enough, and flexible enough to be applied in practical design and evaluation situations.

The model addresses only a single aspect of performance. To put this aspect into perspective, note that there are many different dimensions to the performance of a user-computer system:

- *Time*. How long does it take a user to accomplish a given set of tasks using the system?
- *Errors*. How many errors does a user make and how serious are they?
- *Learning*. How long does it take a novice user to learn how to use the system to do a given set of tasks?
- *Functionality*. What range of tasks can a user do in practice with the system?
- *Recall*. How easy is it for a user to recall how to use the system on a task that he has not done for some time?

The authors of this report are listed in alphabetical order. A. Newell is a consultant to Xerox PARC. This paper is a revised version of [3]. For a view of the larger research program of which the study described in this paper is a part, see [5].

Concentration. How many things does a user have to keep in mind while using the system?

Fatigue. How tired do users get when they use the system for extended periods?

Acceptability. How do users subjectively evaluate the system?

Next, note that there is *no single kind of user*. Users vary along many dimensions:

- Their *extent of knowledge* of the different tasks.
- Their *knowledge of other systems*, which may have positive or negative effects on the performance in the system of interest.
- Their *motor skills* on various input devices (e.g., typing speed).
- Their general *technical ability* in using systems (e.g., programmers vs. nonprogrammers).
- Their *experience* with the system, i.e., whether they are *novice users*, who know little about the system; *casual users*, who know a moderate amount about the system and use it at irregular intervals; or *expert users*, who know the system intimately and use it frequently.

Finally, note that there is *no single kind of task*. This is especially true in interactive systems, which are expressly built around a command language to permit a wide diversity of tasks to be accomplished. The number of qualitatively different tasks performable by a modern text editor, for instance, runs to the hundreds.

All aspects of performance, all types of users, and all kinds of tasks are important. However, no uniform approach to modeling the entire range of factors in a simple way appears possible at this time. Thus, of necessity, the model to be presented is specific to one aspect of the total user-computer system: *How long it takes expert users to perform routine tasks.*

The model we present here is simple, yet effective. The central idea behind the model is that the time for an expert to do a task on an interactive system is determined by the time it takes to do the keystrokes. Therefore, just write down the method for the task, count the number of keystrokes required, and multiply by the time per keystroke to get the total time. This idea is a little too simplistic. Operations other than keystrokes must be added to the model. Since these other operations are at about the same level (time grain) as keystrokes, we dub it the "Keystroke-Level Model." (The only other similar proposal we know of is that of Embley et al. [9], which we discuss in Section 6.1.)

The structure of this paper is as follows: Section 2 formulates the time prediction problem more precisely. Section 3 lays out the Keystroke-Level Model. Section 4 provides some empirical validation for the model. Section 5 illustrates how the model can be applied in practice. And Section 6 analyzes some simpler versions of the model.

2. The Time Prediction Problem

The prediction problem that we will address is as follows:

Given: A task (possibly involving several subtasks); the command language of a system; the motor skill parameters of the user; the response time parameters of the system; the method used for the task.

Predict: The time an expert user will take to execute the task using the system, providing he uses the method without error.

Several aspects of this formulation need explication, especially the stipulations about execution, methods, and the absence of error.

2.1 Unit Tasks and Execution Time

Given a large task, such as editing a large document, a user will break it into a series of small, cognitively manageable, quasi-independent tasks, which we call *unit tasks* [4; 5, ch. 11]. The task and the interactive system influence the structure of these unit tasks, but unit tasks appear to owe their existence primarily to the memory limits on human cognition. The importance of unit tasks for our analysis is that they permit the time to do a large task to be decomposed into the sum of the times to do its constituent unit tasks. Note that not all tasks have a unit-task substructure. For example, inputting an entire manuscript by typing permits a continuous throughput organization.

For our purposes here, a unit task has two parts: (1) *acquisition* of the task and (2) *execution* of the task acquired. During acquisition the user builds a mental representation of the task, and during execution the user calls on the system facilities to accomplish the task. The total time to do a unit task is the sum of the time for these two parts:

$$T_{\text{task}} = T_{\text{acquire}} + T_{\text{execute}}$$

The acquisition time for a unit task depends on the characteristics of the larger task situation in which it occurs. In a manuscript interpretation situation, in which unit tasks are read from a marked-up page or from written instructions, it takes about 2 to 3 seconds to acquire each unit task. In a routine design situation, in which unit tasks are generated in the user's mind, it takes about 5 to 30 seconds to acquire each unit task. In a creative composition situation, it can take even longer.

The execution of a unit task involves calling the appropriate system commands. This rarely takes over 20 seconds (assuming the system has a reasonably efficient command syntax). If a task requires a longer execution time, the user will likely break it into smaller unit tasks.

We have formulated the prediction problem to predict only the execution time of unit tasks, not the acquisition time. This is the part of the task over which the system designer has most direct control (i.e., by manipulating the system's command language), so its prediction suffices for many practical purposes. Task acquisi-

tion times are highly variable, except in special situations (such as the manuscript interpretation situation); and we can say little yet about predicting them.

Two important assumptions underlie our treatment of execution time. First, execution time is the same no matter how a task is acquired. Second, acquisition time and execution time are independent (e.g., reducing execution time by making the command language more efficient does not affect acquisition time). These assumptions are no doubt false at a fine level of detail, but the error they produce is probably well below the threshold of concern in practical work.

2.2 Methods

A *method* is a sequence of system commands for executing a unit task that forms a well-integrated ("compiled") segment of a user's behavior. It is characteristic of an expert user that he has one or more methods for each type of unit task that he encounters and that he can quickly (in about a second) choose the appropriate method in any instance. This is what makes expert user behavior routine, as opposed to novice user behavior, which is distinctly nonroutine.

Methods can be specified at several levels. A user actually knows a method at all its levels, from a general system-independent functional specification, down through the commands in the language of the computer system, to the keystrokes and device manipulations that actually communicate the method to the system. Models can deal with methods defined at any of these levels [4, 11]. The Keystroke-Level Model adopts one specific level—the keystroke level—to formalize the notion of a method, leaving all the other levels to be treated informally.

Many methods that achieve a given task can exist. In general such methods bear no systematic relationship to each other (except that of attaining the same end). Each can take a different amount of time to execute, and the differences can be large. Thus, in general, if the method is unknown, reasonable predictions of execution time are not possible. For this reason, the proper prediction problem is the one posed at the beginning of the section: Predict the time given the method.

2.3 Error-Free Execution

The Keystroke-Level Model assumes that the user faithfully executes the given method. The user deviates from a postulated method when he makes an error. Up to a fourth of an expert's time can be spent correcting errors, though users vary in their trade-off between speed and errors. We are simply ignoring the tasks containing errors and only predicting the error-free tasks, for we do not know how to predict where and how often errors occur. But, if the method for correcting an error is given, the model can be used to predict how long it will take to make the correction. Indeed, experts handle most errors in routine ways, i.e., according to fixed, available methods.

3. The Keystroke-Level Model

We lay out the primitive operators for the Keystroke-Level Model and give a set of heuristics for coding methods in terms of these operators. Then we present a few examples of method encoding.

3.1 Operators

The Keystroke-Level Model asserts that the execution part of a task can be described in terms of four different physical-motor operators: **K** (keystroking), **P** (pointing), **H** (homing), and **D** (drawing), and one mental operator, **M**, by the user, plus a response operator, **R**, by the system. These operators are listed in Figure 1. Execution time is simply the sum of the time for each of the operators.

$$T_{\text{execute}} = T_K + T_P + T_H + T_D + T_M + T_R. \quad (1)$$

Most operators are assumed to take a constant time for each occurrence, e.g., $T_K = n_K t_K$, where n_K is the number of keystrokes and t_K is the time per keystroke. (Operators **D** and **R** are treated somewhat differently.)

The most frequently used operator is **K**, which represents a keystroke or a button push (on a typewriter keyboard or any other button device). **K** refers to keys, not characters (e.g., hitting the **SHIFT** key counts as a separate **K**). The average time for **K**, t_K , will be taken to be the standard typing rate, as determined by standard one-minute typing tests. This is an approximation in two respects. First, keying time is different for different keys and key devices. Second, the time for immediately caught typing errors (involving **BACKSPACE** and rekeying) should be folded into t_K . Thus, the preferred way to calculate t_K from a typing test is to divide the total time taken in the test by the total number of nonerror keystrokes, which gives the *effective* keying time. We accept both these approximations in the interest of simplicity.

Users can differ in their typing rates by as much as a factor of 15. The range of typing speeds is given in Figure 1. Given a population of users, an appropriate t_K can be selected from this range. If a user population has users with large t_K differences, then the population should be partitioned and analyzed separately, since the different classes of users will be likely to use different methods.

The operator **P** represents pointing to a target on a display with a "mouse," a wheeled device that is rolled around on a table to guide the display's cursor. Pointing time for the mouse varies as a function of the distance to the target, d , and the size of the target, s , according to Fitts's Law [2]:

$$t_P = .8 + .1 \log_2 (d/s + .5) \text{ sec.}$$

The fastest time according to this equation is .8 sec, and the longest likely time ($d/s = 128$) is 1.5 sec. Again, to keep the model simple, we will use a constant time of 1.1 sec for t_P . Often, pointing with the mouse is followed by pressing one of the buttons on the mouse. This key press is not part of **P**; it is represented by a **K** following the **P**.

Fig. 1 The Operators of the Keystroke Model.

Operator	Description and Remarks	Time (sec)
K	Keystroke or button press.	
	Pressing the SHIFT or CONTROL key counts as a separate K operation. Time varies with the typing skill of the user; the following shows the range of typical values:	
	Best typist (135 wpm)	.08 ^a
	Good typist (90 wpm)	.12 ^a
	Average skilled typist (55 wpm)	.20 ^a
	Average non-secretary typist (40 wpm)	.28 ^b
	Typing random letters	.50 ^a
Typing complex codes	.75 ^a	
Worst typist (unfamiliar with keyboard)	1.20 ^a	
P	Pointing to a target on a display with a mouse. The time to point varies with distance and target size according to Fitts's Law. The time ranges from .8 to 1.5 sec, with 1.1 being an average time. This operator does not include the button press that often follows (.2 sec).	1.10 ^c
H	Homing the hand(s) on the keyboard or other device.	.40 ^d
D(n_D, l_D)	Drawing (manually) n_D straight-line segments having a total length of l_D cm. This is a very restricted operator; it assumes that drawing is done with the mouse on a system that constrains all lines to fall on a square .56 cm grid. Users vary in their drawing skill; the time given is an average value.	$.9n_D + .16l_D$ ^e
M	Mentally preparing for executing physical actions.	1.35 ^f
R(t)	Response of t sec by the system. This takes different times for different commands in the system. These times must be input to the model. The response time counts only if it causes the user to wait.	t

^a See [8].

^b This is the average typing rate of the nonsecretary subjects in the experiment described in Section 4.1.

^c See [2].

^d See [2, 4].

^e The drawing time function and the coefficients were derived from least squares fits on the drawing test data from the four MARKUP subjects. See Sections 3.1 and 4.1.

^f The time for M was estimated from the data from experiment described in Section 4.1. See Section 4.2.1.

The mouse is an optimal pointing device as far as time is concerned; but the t_P is about the same for other analog pointing devices, such as lightpens and some joysticks [2].

When there are different physical devices for the user to operate, he will move his hands between them as needed. This hand movement, including the fine positioning adjustment of the hand on the device, is represented by the H ("homing") operator. From previous studies [2, 4], we assume a constant t_H of .4 sec for movement between any two devices.

The D operator represents manually drawing a set of straight-line segments using the mouse. D takes two parameters, the number of segments (n_D) and the total length of all segments (l_D). $t_D(n_D, l_D)$ is a linear function of these two parameters. The coefficients of this function are different for different users; Figure 1 gives an average value for them. Note that this is a very specialized operator. Not only is it restricted to the mouse, but also it assumes that the drawing system constrains the cursor to lie on a .56 cm grid. This allows the user to draw

straight lines fairly easily, but we would expect t_D to be different for different grid sizes. We make no claim for the generality of these times or for the form of the drawing time function. However, inclusion of one instance of a drawing operator serves to indicate the wide scope of the model.

The user spends some time "mentally preparing" to execute many of the physical operators just described; e.g., he decides which command to call or whether to terminate an argument string. These mental preparations are represented by the M operator, which we estimate to take 1.35 sec on the average (see Section 4.2.1). The use of a single mental operator is, again, a deliberate simplification.

Finally, the Keystroke-Level Model represents the system response time by the R operator. This operator has one parameter, t , which is just the response time in seconds. Response times are different for different systems, for different commands within a system, and for different contexts of a given command. The Keystroke-Level Model does not embody a theory of system re-

sponse time. The response times must be input to the model by giving specific values for the parameter t , which is a placeholder for these input times.

The **R** times are counted only when they require the user to *wait for the system*. For example, a system response counts as an **R** when it is followed by a **K** and the system does *not* allow type-ahead, and the user must wait until the response is complete. However, when an **M** operation follows a response, the response time is not counted unless it is over 1.35 sec, since the expert user can completely overlap the **M** operation with the response time. Response times can also overlap with task acquisition. When a response is counted as an **R**, only the nonoverlapping portion of the response time is given as the parameter to **R**.

3.2 Encoding Methods

Methods are represented as sequences of Keystroke-Level operations. We will introduce the notation with examples. Suppose that there is a command named **PUT** in some system and that the method for calling it is to type its name followed by the **RETURN** key. This method is coded by simply listing the operations in sequence: **MK[P] K[U] K[R] K[RETURN]**, which we abbreviate as **M 4K[P U T RETURN]**. In this notation we allow descriptive notes (such as key names) in square brackets. If, on the other hand, the method to call the **PUT** command is to point to its name in a menu and press the **RED** mouse button, we have: **H[mouse] MP[PUT] K[RED] H[keyboard]**.

As another example, consider the text editing task (called **T1**) of replacing a 5-letter word with another 5-letter word, where this replacement takes place one line below the previous modification. The method for executing task **T1** in a line-oriented editor called **POET** (see Section 4) can be described as follows:

Method for Task T1-Poet:

Jump to next line	MK[LINEFEED]
Call Substitute command	MK[S]
Specify new 5-digit word	5K[word]
Terminate argument	MK[RETURN]
Specify old 5-digit word	5K[word]
Terminate argument	MK[RETURN]
Terminate command	K[RETURN]

Using the operator times from Figure 1 and assuming the user is an average skilled typist (i.e., $t_K = .2$ sec), we can predict the time it will take to execute this method:

$$T_{execute} = 4t_M + 15t_K = 8.4 \text{ sec.}$$

This method can be compared to the method for executing task **T1** on another editor, a display-based system called **DISPED** (see Section 4):

Method for Task T1-Disped:

Reach for mouse	H[mouse]
Point to word	P[word]
Select word	K[YELLOW]
Home on keyboard	H[keyboard]
Call Replace command	MK[R]
Type new 5-digit word	5K[word]
Terminate type-in	MK[ESC]

$$T_{execute} = 2t_M + 8t_K + 2t_H + t_P = 6.2 \text{ sec.}$$

Fig. 2. Heuristic rules for placing the **M** operations.

Begin with a method encoding that includes all physical operations and response operations. Use Rule 0 to place candidate **M**s, and then cycle through Rules 1 to 4 for each **M** to see whether it should be deleted.

- Rule 0.** Insert **M**s in front of all **K**s that are not part of argument strings proper (e.g., text strings or numbers). Place **M**s in front of all **P**s that select commands (not arguments).
- Rule 1.** If an operator following an **M** is *fully anticipated* in the operator just previous to **M**, then delete the **M** (e.g., **PMK** → **PK**).
- Rule 2.** If a string of **MK**s *belong to a cognitive unit* (e.g., the name of a command), then delete all **M**s but the first.
- Rule 3.** If a **K** is a *redundant terminator* (e.g., the terminator of a command immediately following the terminator of its argument), then delete the **M** in front of the **K**.
- Rule 4.** If a **K** *terminates a constant string* (e.g., a command name), then delete the **M** in front of the **K**; but if the **K** terminates a variable string (e.g., an argument string), then keep the **M**.

Thus, we predict that the task will take about two seconds longer on **POET** than on **DISPED**. The accuracy of such predictions is discussed in Section 4.

The methods above are simple unconditional sequences. More complex or more general tasks are likely to have multiple methods and/or conditionalities within methods for accomplishing different versions of the task. For example, in a **DISPED**-like system the user often has to "scroll" the text on the display before being able to point to the desired target. We can represent this method as follows:

.4(MP[SCROLL-ICON] K[RED] R(.5)) P[word] K[YELLOW].

Here we assume a specific situation where the average number of scroll jumps per selection is .4 and that the average system response time for a scroll jump is .5 sec. From this we can predict the average selection time:

$$T_{execute} = .4t_M + 1.4t_K + 1.4t_P + .4(.5) = 2.6 \text{ sec.}$$

For more complex contingencies, we can put the operations on a flowchart and label the paths with their frequencies.

When there are alternative methods for doing a specific task in a given system, we have found [4] that expert users will, in general, use the most efficient method, i.e., the method taking the least time. Thus, in making predictions we can use the model to compute the times for the alternative methods and predict that the fastest method will be used. (If the alternatives take about the same time, it does not matter which method we predict.) The optimality assumption holds, of course, only if the users are familiar with the alternatives, which is usually true of experts (excepting the more esoteric alternatives). This assumption is helped by the tendency of optimal methods to be the simplest.

3.3 Heuristics for the **M** Operator

M operations represent acts of mental preparation for applying subsequent physical operations. Their occurrence does not follow directly from the method as

defined by the command language of the system, but from the specific knowledge and skill of the user. The Keystroke-Level Model provides a set of rules (Figure 2) for placing M's in the method encodings. These rules embody psychological assumptions about the user and are necessarily heuristic, especially given the simplicity of the model. They should be viewed simply as guidelines.

The rules in Figure 2 define a procedure. The procedure begins with an encoding that contains only the physical operations (K, P, H, and D). First, all candidate M's are inserted into the encoding according to Rule 0, which is a heuristic for identifying all possible decision points in the method. Rules 1 to 4 are then applied to each candidate M to see if it should be deleted.

There is a single psychological principle behind all the deletion heuristics. Methods are composed of highly integrated submethods ("subroutines") that show up over and over again in different methods. We will call them *method chunks* or just *chunks*, a term common in cognitive psychology [17]. The user cognitively organizes his methods according to chunks, which usually reflect syntactic constituents of the system's command language. Hence, the user mentally prepares for the next chunk, not just the next operation. It follows that in executing methods the user is more likely to pause between chunks than within chunks. The rules attempt to identify method chunks.

Rule 1 asserts that when an operation is fully anticipated in another operation, they belong in a chunk. A common example is pointing with the mouse and then pressing the mouse button to indicate a selection. The button press is fully anticipated during the pointing operation, and there is no pause between them (i.e., PMK becomes PK according to Rule 1). This anticipation holds even if the selection indication is done on another device (e.g., the keyboard or a foot pedal). Rule 2 asserts that an obvious syntactic unit, such as a command name, constitutes a chunk when it must be typed out in full.

The last two heuristics deal with syntactic terminators. Rule 3 asserts that the user will bundle up redundant terminators into a single chunk. For example, in the POET example in Section 3.2, a RETURN is required to terminate the second argument and then another RETURN to terminate the command; but any user will quickly learn to simply hit a double RETURN after the second argument (i.e., MKMK becomes MKK according to Rule 3). Rule 4 asserts that a terminator of a constant-string chunk will be assimilated to that chunk. The most common example of this is in systems that require a terminator, such as RETURN, after each command name; the user learns to immediately follow the command name with RETURN.

It is clear that these heuristics do not capture the notion of method chunks precisely, but are only rough approximations. Further, their application is ambiguous in many situations, e.g., whether something is "fully

anticipated" or is a "cognitive unit." What can we do about this ambiguity? Better general heuristics will help in reducing this ambiguity. However, some of the variability in what are chunks stems from a corresponding variability in expertness. Individuals differ widely in their behavior; their categorization into *novice*, *casual*, and *expert* users provides only a crude separation and leaves wide variation within each category. One way that experts differ is in what chunks they have (see [6] for related evidence). Thus, some of the difficulties in placing M's is unavoidable because not enough is known (or can be known in practical work) about the experts involved. Part of the variability in expertness can be represented by the Keystroke-Level Model as encodings with different placements of M operations.

4. Empirical Validation of the Keystroke-Level Model

To determine how well the Keystroke-Level Model actually predicts performance times, we ran an experiment in which calculations from the model were compared against measured times for a number of different tasks, systems, and users.

4.1 Description of the Experiment

A total of 1,280 user-system-task interactions were observed, comprised of various combinations of 28 users, 10 systems, and 14 tasks.

Systems. The systems were all typical application programs available locally (at Xerox PARC) and widely used by both technical and nontechnical users. Some of the systems are also widely used nationally. Three of the systems were text editors, three were graphics editors, and five were executive subsystems. The systems are briefly described in Figure 3.

Together, these systems display a considerable diversity of user interface techniques. For example, POET, one of the text editors, is a typical line-oriented system, which uses first-letter mnemonics to specify commands and search strings to locate lines. In contrast, DRAW, one of the graphics systems, displays a menu of graphic icons on the CRT display to represent the commands, which the user selects by pointing with the mouse.

Tasks. The 14 tasks performed by the users (see Figure 4) were also diverse, but typical. Users of the editing systems were given tasks ranging from a simple word substitution to the more difficult task of moving a sentence from the middle to the end of a paragraph. Users of the graphics systems were given tasks such as adding a box to a diagram or deleting a box (but keeping a line which overlapped it). Users of the executive subsystems were given tasks such as transferring a file between computers or examining part of a file directory.

Task-system methods. In all there were 32 task-system combinations: $4 \times 3 = 12$ for the text editors, $5 \times 3 = 15$ for the graphics systems, and one task each for the five

executive subsystems. For each task-system combination, the most efficient "natural" method was determined (by consulting experts) and then coded in Keystroke-Level Model operations. For example, the methods for T1-POET and T1-DISPED are given in Section 3.2. (A complete listing of all the methods can be found in [3].)

Experimental design. The basic design of the experiment was to have ten versions of each task on each system done by four different users, giving 40 observed instances per task-system. No user was observed on more than one system to avoid transfer effects. Four tasks were observed for each of the text-editing systems, five tasks for each of the graphics systems, and one task for the executive subsystems.

Subjects. There were in all 28 different users (some technical, some secretarial): 12 for the editing systems, 12 for the graphics systems, and 4 for the executive subsystems. All were experts in that they had used the systems for months in their regular work and had used them recently.

Experimental procedure. Each user was first given five one-minute typing tests to determine his keystroke time, t_k . In addition, users of MARKUP (the only system requiring manual drawing) were given a series of drawing tasks to determine the parameters of their drawing rate (as discussed in Section 3.1).

After the preliminary tests, the user was given a small number of practice problems of the sort to be tested and was told the method to use (see above). In most cases, the methods presented were those users claimed they would have used anyway; in other cases, the method was easily adopted. Users practiced tasks until they were judged to be at ease with using the correct method; this was usually accomplished in three or four practice trials on each task type.

After practicing, the user proceeded to the main part of the experiment. The user was given a notebook containing several manuscript pages with the tasks to be done marked in red ink. Text-editing and graphics tasks appeared in randomized order. Executive subsystem tasks were always in the order T11, T12, T13, T14. All ten instances of task T10 were done in succession.

Each experimental session, lasting approximately 40 minutes, was videotaped and the user's keystrokes recorded automatically. Time stamps on the videotaped record and on each keystroke allowed protocols to be constructed in which the time of each event was known to within .033 sec. These protocols are the basic data from which the results below are derived.

4.2 Results of the Experiment

Each task instance in the protocols was divided into acquisition time and execution time (see Section 2.1) according to the following definitions. Acquisition time began when the user first looked over to the manuscript to get instructions for the next task and ended when the user started to perform the first operator of the method. Execution time began at that point and ended when the

Fig. 3. Systems measured in the experiment.

System	Description
<i>Text Editors</i>	
POET ^a	Line-oriented with relative line numbers.
SOS ^b	Line-oriented with "sticky" line-numbers.
DISPED ^a	Display-oriented; full-page; uses mouse for pointing.
<i>Graphics Systems</i>	
MARKUP ^c	Uses mouse to draw and erase lines on a bitmap display; commands selected from a hidden menu, which must be re-displayed each time.
DRAW ^e	Lines defined by pointing with mouse to end points; commands selected with mouse from a menu.
SIL ^d	Lines defined by pointing with mouse to end points; boxes defined by pointing to opposite vertices; commands selected by combinations of mouse buttons.
<i>Executive Subsystems</i>	
LOGIN ^d	TENEX command for logging in.
FTP ^e	Program for transferring files between computers.
CHAT ^e	Program for establishing a "teletype" connection between two computers.
DIR ^d	TENEX command for printing a file directory; has a subcommand mode.
DELVER ^d	TENEX command for deleting old versions of a file.

^a POET is a dialect of the QED editor [7].

^b See [16].

^c See [13, ch. 17].

^d See [12].

^e Experimental systems local to Xerox PARC, designed and implemented by many individuals, including: Roger Bates, Patrick Baudelaire, David Boggs, Butler Lampson, Charles Simonyi, Robert Sproull, Edward Taft, and Chuck Thacker.

Fig. 4. Tasks for the experiment.

Editing Tasks (used for POET, SOS, DISPED)

- T1. Replace one 5-letter word with another (one line from previous task).
- T2. Add a 5th character to a 4-letter word (one line from previous task).
- T3. Delete a line, all on one line (eight lines from previous task).
- T4. Move a 50-character sentence, spread over two lines, to the end of its paragraph (eight lines from previous task).

Graphics Tasks (used for MARKUP, DRAW, SIL)

- T5. Add a box to a diagram.
- T6. Add a 5-character label to a box.
- T7. Reconnect a 2-stroke line to a different box.
- T8. Delete a box, but keep an overlapped line.
- T9. Copy a box.

Executive Tasks

- T10. Phone computer and log in (4 char name, 6 char password).
- T11. Transfer a file to another computer, renaming it.
- T12. Connect to another computer.
- T13. Display a subset of the file directory with file lengths.
- T14. Delete old versions of a file.

user looked over to the notebook for the next task. (On the protocol the first measured time at the beginning of an execution is always the end of the first **K** of the method. Thus, operationally, the beginning of execution time was estimated by subtracting from this first **K** time the operator times for this first **K** plus all the operators that preceded it.)

Those tasks on which there were significant errors (i.e., other than typing errors) or in which the user did not use the prescribed method were excluded from further consideration. After this exclusion, 855 (69 percent) of the task instances remained as observations to be matched against the predictions. No analysis was made of the excluded tasks.

The resulting observed times for task acquisition and execution were stable over repetition. There was no statistical evidence for task times decreasing (learning) or increasing (fatigue) with repetition.

4.2.1 Calculation of execution time. Execution time was calculated using the method analysis for each task-system combination together with estimates of the times required for each operator. All times, except for the mental preparation time, were taken from sources outside of the experiment. Pointing time, t_P , and homing time, t_H , were taken from Figure 1. Typing time, t_K , and drawing time, $t_D(n_D, l_D)$, were estimated from the typing and drawing tests by averaging the times of the four users involved in each task-system. System response time, T_R , for each task-system was estimated from independent measurements of the response times for the various commands required in each method. For task T10, logging in to a computer, a telephone button-press was assumed to take time t_K . Moving the telephone receiver to the computer terminal modem was estimated to take .7 sec, using the MTM system of times for industrial operations [10].

Mental preparation time, t_M , was estimated from the experimental data itself. First, the total mental time for each method was estimated by removing the predicted time for all physical operations from the observed execution time. Then t_M was estimated by a least-squares fit of the estimated mental times as a function of the predicted number of **M** operations. The result was $t_M = 1.35$ sec ($R^2 = .84$, standard error of estimate = .11 sec, standard error about the regression line = 2.48 sec). A rough estimate of the SD of t_M is 1.1 sec, which indicates that the **M** operator has the characteristic variability of mental operators [4].

Execution times for each task-system combination were calculated by formula (1) in Section 3. The calculations of the execution times are summarized in Figure 5, which also gives the observed execution times from the experiment for comparison.

4.2.2 Execution time. The predicted execution times are quite accurate. This can be seen in Figure 6, which plots the predicted versus the observed data from Figure

5. The scales are logarithmic, since prediction error appears to be roughly proportional to duration. The root-mean-square (RMS) error is 21 percent of the average predicted execution time. This accuracy is about the best that can be expected from the Keystroke-Level Model, since the methods used by the subjects were controlled by the experimental procedure. The 21 percent RMS error is comparable to the 20–30 percent we have obtained in other studies on text-editing with more elaborate models that also predict the method [4].

The distribution of percentage prediction errors is fairly evenly spread, as an analysis of Figure 6 will show. No particular systems or tasks make excessively large contributions. Predictions are not consistently positive or negative for systems or tasks, except that all the executive subsystem tasks were overpredicted. Examination of the individual observations does not reveal any small set of outliers or particular users that inflate the prediction error.

Prediction accuracy is related to the duration of the attempted prediction. The results above are for individual unit tasks. Since unit tasks are essentially independent, prediction of the time to do a sequence of tasks will tend to be more accurate. This can be seen directly in the present data, since each user ran all the tasks for a given system. For example, consider predicting by the model how long it took to do *all four* editing tasks. The average RMS error is only 5 percent. The corresponding RMS error for the graphics editors over the five tasks is only 6 percent.

Ideally, all of the parameters of the model should be determined independently of the experimental situation. This was achieved for all the physical operation times, but not for the mental operation time, t_M . We did not have available an appropriate independent source of data from which to determine t_M . The accuracy of the model is somewhat inflated by the determination of one of its parameters from the data itself. The substantial variability of t_M indicates that this inflation is probably not too serious, which is to say that small changes in the value of t_M do not make much difference. For example, if a t_M as small as 1.2 sec or as large as 2.0 sec were used in the predictions, the RMS error for the Keystroke-Level Model would only increase from 21 to 23 percent. It should be noted that the t_M estimated from this experiment is now available as an independent estimate for use by others.

The variability of the observed task times is of interest per se, since user behavior is inherently variable. In our data the average coefficient of variation ($CV = SD/$ Mean) of the individual observations over each task is .31, which is the normal variability for behavior of this duration [4]. In comparing the predictions of the model against any actual behavior, the prediction error will always be confounded with some error from the process of sampling the behavior. The sampling error for each of our observed task times is indicated in the SE column of Figure 5. The average standard error is 9 percent.

Fig. 5. Calculated and Observed Execution Times in the Experiment.

Task-System	Calculated ^a										Observed	Pred. Error ^d
	t_A^b	t_M^b	t_K^b	t_{D1}^b	t_{D2}^b	t_{D3}^b	t_{D4}^b	t_{D5}^b	T_R	$T_{execute}$	$T_{execute}$	
	(sec)							(min)	(sec)	(sec)	$M \pm SE(N)^c$	(sec)
T1-POET	.23	4	15	8.8 ^e	7.8 ± 0.9(27)	11%
T1-SOS	.22	4	19	9.6	9.6 ± 0.8(31)	1%
T1-DISPED	.23	2	8	2	1	6.4 ^e	5.7 ± 0.3(31)	11%
T2-POET	.28	4	14	9.4	8.9 ± 0.7(17)	5%
T2-SOS	.23	4	18	9.5	9.7 ± 0.8(32)	-3%
T2-DISPED	.24	2	4	2	1	5.6	4.1 ± 0.3(32)	26%
T3-POET	.19	3	12	6.3	6.3 ± 0.4(24)	0%
T3-SOS	.23	2	7	4.3	4.0 ± 0.3(37)	8%
T3-DISPED	.23	1	2	1	1	3.3	3.5 ± 0.2(38)	-7%
T4-POET	.19	13	92	35.3	37.1 ± 4.3(20)	-6%
T4-SOS	.23	12	47	26.8	32.7 ± 1.8(16)	-22%
T4-DISPED	.24	2	6	1	3	3.8	11.8	11.8	14.3 ± 1.1(33)	-23%
T5-MARKUP	.25	...	3.2	...	2.5	4	24.9	11.1	10.5 ± 1.1(27)	6%
T5-DRAW	.25	7.6	12.6	...	5	18.9	12.5 ± 3.0(22)	34%
T5-SIL	.27	1	4	0.4	2	4.8	5.4 ± 0.7(32)	-12%
T6-MARKUP	.26	1	7	2	1	5.0	6.2 ± 0.4(34)	-23%
T6-DRAW	.25	1	7	1	1	4.6	5.9 ± 0.4(34)	-29%
T6-SIL	.27	...	6	1.4	1	3.3	3.6 ± 0.3(19)	-9%
T7-MARKUP	.24	...	8.6	...	4.8	6	13.6	15.1	15.0 ± 2.1(29)	2%
T7-DRAW	.19	5	13	...	8	18.0	18.2 ± 1.9(9)	-1%
T7-SIL	.28	1	8	...	5	9.1	12.3 ± 2.1(23)	-36%
T8-MARKUP	.26	...	8	...	8	1	4.0	12.3	9.3 ± 0.4(22)	24%
T8-DRAW	.21	1	5	...	3	5.7	5.3 ± 0.3(25)	7%
T8-SIL	.27	1	5	0.7	2	5.2	4.1 ± 0.2(33)	20%
T9-MARKUP	.25	2	8	...	6.5	3.5	15.4	15.4	13.0 ± 2.5(26)	15%
T9-DRAW	.22	...	5.7	...	5.7	7.5	10.5 ± 1.0(25)	-40%
T9-SIL	.28	...	5	0.3	3	4.8	6.0 ± 1.0(28)	-24%
T10-LOGIN	.29	2	28	15.9	27.4 ^f	27.4	25.1 ± 0.7(29)	9%
T11-FTP	.30	5	31	10.1	26.1	26.1	19.7 ± 0.7(29)	24%
T12-CHAT	.31	1	11	8.3	13.1	13.1	11.5 ± 0.6(36)	12%
T13-DIR	.30	2	20	0.5	9.2	9.2	6.6 ± 0.3(32)	28%
T14-DELVER	.32	2	20	0.4	9.4	9.4	7.5 ± 0.4(33)	20%

^a The calculations are done according to formula (1) using the operator times in Figure 1, except for t_K .

^b t_K is the average time from the typing tests for the subjects on a given system. Each subject's time is weighted by the correct number of instances for that subject on a given task (see Section 4.2.1).

^c SE is the standard error of estimation of the population mean for samples of size N .

^d The prediction error is given as a percentage of the calculated time, $T_{execute}$.

^e The calculated times for these tasks are different from the calculated times in the examples in Section 3.2, because different t_K are used.

^f The execute time for this task also includes .7 sec for the operation of moving the telephone receiver (see Section 4.2.1).

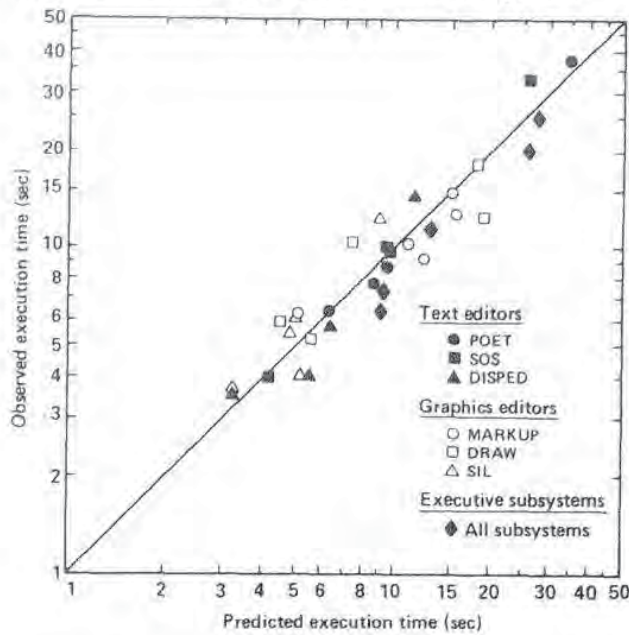
That the prediction error of the Keystroke-Level Model is over two times larger than this indicates that most of the prediction error is due to the inaccuracy of the model and not just unreliable observations.

4.2.3 Acquisition time. Turning from the execution part of the task to the acquisition part, the data shows that it took users 2 sec, on the average, to acquire a task from the manuscript. This number may be refined by breaking the tasks into three types: (a) those tasks that the user already had in memory (the executive subsystem tasks that were done each time in the same order); (b) those tasks for which the user had to look at the manuscript each time (all the graphics tasks, the POET and SOS tasks, and task T11); and (c) those tasks for which the

user had to look at the manuscript, then scan text on the CRT to locate the task. The times for these three types of acquisition are given in Figure 7. Users took only .5 sec when the task was in memory, 1.8 sec to get the task from the manuscript, and 4.0 sec to get the task from the manuscript and scan the CRT. These times are similar to results obtained in previous experiments [4]. It is interesting to note that, although display editors are generally faster to use, they impose a 2 sec penalty by requiring the user to visually scan the text on the display.

We can use the acquisition times in Figure 7, along with the predicted execution times in Figure 5, to predict the total task times. The RMS error of these predictions is 21 percent, which is just as accurate as predicting the execution times alone.

Fig. 6. Predicted vs. observed execution times in the experiment.



5. Sample Applications of the Keystroke-Level Model

The experiment has provided evidence for the Keystroke-Level Model in a wide range of user-computer interactions. Given the method used, the time required for experts to perform a unit task can be predicted to within about 20 percent by a linear function of a small set of operators. This result is powerful in permitting prediction without having to do any measurements of the actual situation and in expressing the prediction as a simple algebraic expression. Its limitation lies in requiring that the method be completely specified at the level of keystrokes and in being limited to error-free expert behavior.

In this section we illustrate how the Keystroke-Level Model can be used, both to exploit its power and to work within its restrictions. The basic application—to predict a time for a specific situation by writing down a method and computing the value—has been sufficiently illustrated in the course of the experiment, where such point predictions were made for 32 different tasks involving 10 highly diverse systems. We now show three further uses: (1) calculated benchmarks for systems; (2) parametric analysis, where predictions are expressed as functions of task variables; and (3) sensitivity analysis, where changes in the predictions are examined as a function of changes in task or model parameters.

5.1 Calculated Benchmarks

Given the ability to predict tasks, it is possible to calculate the equivalent of a benchmark for a system and hence to compare systems. This has obvious cost advantages over obtaining actual measurements. More importantly, it permits benchmarking at design time, before the system exists in a form that permits measurement.

The analysis for the experimental data lets us illustrate this easily.

Consider the three text editors, POET, SOS, and DISPED. Let the benchmark be the four tasks T1 to T4. We can use the Keystroke-Level Model to compute the total time to do the benchmark for each system. The answer comes directly from Figure 5 by summing the calculated $T_{execute}$ for T1–T4 for each editor. This gives 59.8 sec, 50.2 sec, and 26.9 sec as the predicted execution times, respectively, for POET, SOS, and DISPED. Taking the POET time (the slowest) as 100, we get ratios of 100:84:45. Thus, as we might have expected, the two line-oriented editors are relatively close to each other and the display editor is substantially faster. Since we have also done the experiment, we can compare these calculated benchmarks with the observed benchmarks (by summing the observed $T_{execute}$ from Figure 5). We get 60.1 sec, 56.0 sec, and 27.6 sec, respectively. This gives experimentally determined ratios 100:93:46, which is essentially the same result. This agreement between the calculated and observed benchmark provides confidence only in using the calculated benchmark in place of a measured one. It does not provide evidence for the validity of the particular benchmark (tasks T1–T4) or whether benchmarks are generally a valid way to compare editors.

A similar analysis can be performed for the three graphics systems, using tasks T5–T9 as the benchmark. This yields predicted ratios of 100:93:46 for MARKUP, DRAW, and SIL, respectively, with observed ratios of 100:97:58. MARKUP and DRAW are close enough to raise the question of whether the predicted difference between them is too small to be reliable. The calculated difference between MARKUP and DRAW on the benchmark is $59.0 - 54.7 = 4.3$ sec or 7 percent. The model has an RMS prediction error of 21 percent for a single unit task. Since this benchmark is essentially an independent sum of five unit tasks, the RMS error should theoretically be $21 \text{ percent} / \sqrt{5} = 9 \text{ percent}$. Thus, the predictions for the two systems are within the RMS error of the model, and so the predicted difference between them can hardly

Fig. 7. Observed acquisition times in the experiment.

Task Type	Task numbers	Acquisition Time $M \pm SE^a (N)$ (sec) (sec)
All tasks	T1–T14	$2.0 \pm 2.0 (885)$
Repeated task, recalled from memory	T10, T12, T13, T14	$0.5 \pm 0.3 (130)$
Task acquired by looking at manuscript	T1–T4 (POET, SOS), T5–T9, T11	$1.8 \pm 1.9 (621)$
Task acquired by looking at manuscript, then scanning for task on display	T1–T4 (DISPED)	$4.0 \pm 1.9 (134)$

^a SE is the standard error of estimation of the population mean for samples of size N .

be reliable. The fact that the model correctly predicted that DRAW was slightly faster than MARKUP was lucky—there is no reason to expect the Keystroke-Level Model to make such close calls.

5.2 Parametric Analysis

We illustrate the notions of parametric analysis and sensitivity analysis with a new example. Consider the following task: A user is typing text into an editor and detects a misspelled word n words back from the word he is currently typing. How long will it take to correct the misspelled word and resume typing?

In DISPED there are two methods for making the correction, which we wish to compare. Since the methods may behave quite differently depending on how far back the misspelled word is, we need to determine how long each method takes as a function of n . The first method makes use of the Backword command (called by hitting the CTRL key and then W), which erases the last typed in word:

Method W (Backword):

Set up Backword command	MK[CTRL]
Execute Backword n times	$n((1/c)MK[W])$
Type new word	5.5K[word]
Retype destroyed text	5.5($n-1$)K

$$T_{execute} = (1 + n/c)t_M + (1 + 6.5n)t_K \quad (2)$$

$$= 1.6 + 2.16n \text{ sec.}$$

The execution time is a function not only of n , but also of another parameter, c . When a user has to repeat a single-keystroke command several times, such as the Backword command in the above method, he will tend to break the sequence into small bursts or *chunks*, separated by pauses, which are represented as M operations, according to Rule 2 in Figure 2. Thus, we postulate a chunk size, c , which is the average number of Backword commands in a burst. This is used in the second step in the above method, where we count $1/c$ M operations for each call of the Backword command. An exact value for c is unknown, but we use a "reasonable" value, $c = 4$, in our calculations (we will return to this decision in Section 5.3). In the calculations we also assume an average nonsecretary typist ($t_K = .28$ sec) and an average word length of 5.5 characters (including punctuation and spaces).

The second method is to get out of type-in mode, use the Replace command to correct the word, and then get back into type-in mode, so that input can be resumed:

Method R (Replace):

Terminate type-in mode	MK[ESC]
Point to target word and select it	H[mouse] P[word] K[YELLOW]
Call Replace command	H[keyboard] MK[R]
Type new word	4.5K[word]
Terminate Replace command	MK[ESC]
Point to last input word and select it	H[mouse] P[word] K[YELLOW]
Reenter type-in mode	H[keyboard] MK[I]

$$T_{execute} = 4t_M + 10.5t_K + 4t_H + 2t_P$$

$$= 12.1 \text{ sec.}$$

The predicted time for each method as a function of n is plotted as the solid lines in Figure 8(a). As the figure shows, it is faster to use the Backword method up until a certain crossover point, n_{WR} , after which it becomes faster to use the Replace method. Under the above assumptions, the crossover from the Backword method to the Replace method is found to be at 4.9 words.

Suppose a designer wants to add a feature to DISPED to improve performance on this task. We wish to determine, *before* implementation, whether the proposed feature is likely to be much of an improvement.

The designer proposes two new commands. The first is a Backskip command (CTRL S), which moves the insertion point back one word without erasing any text. The second is a Resume command (CTRL R), which moves the insertion point back to the end of the current type-in (where Backskip was first called). These commands allow:

Method S (Backskip):

Set up Backskip command	MK[CTRL]
Execute Backskip $n-1$ times	$(n-1)((1/c)MK[S])$
Call Backword command	MK[W]
Type new word	4.5K[word]
Call Resume command	M2K[CTRL R]

$$T_{execute} = (3 + (n-1)/c)t_M + (n + 7.5)t_K \quad (3)$$

$$= 5.8 + .62n \text{ sec.}$$

The predicted time for the Backskip method is plotted as the dashed line in Figure 8(a). With the addition of this method there are two additional crossover points, n_{WS} and n_{RS} , between it and the other two methods. As can be seen, the Backskip method is faster than both of the other methods between n_{WS} and n_{RS} , i.e., from 2.7 to 10.2 words. Thus, a brief analysis provides evidence that the proposed new feature probably will be useful, in the sense that it will be the fastest method over a region of the task space.

5.3 Sensitivity Analysis

How sensitive to variations in the parameters of the methods are the aforementioned calculations? The question of interest is whether, over such variations, there is still a region in the task space in which the Backskip method is the fastest. An important parameter is the user's typing speed, t_K . How much does the crossover between the Backword method and the Backskip method change as a function of typing speed? Setting eq. (2) equal to (3) and solving for n as a function of t_K gives $n = 1.2 + .43/t_K$. The crossover increases with faster typists (decreasing t_K), going up to $n = 6.6$ words for the fastest typist ($t_K = .08$ sec). That is to say, faster typists should prefer the old Backword method (which involves more typing) for larger n before switching to the new Backskip method (which involves less typing, but more mental overhead).

We can plot the crossover boundary between the two methods in the space of the two parameters: n (characterizing different tasks) and t_K (characterizing different users). The two boundaries of the new Backskip method are plotted in Figure 8(b). These boundaries define the

Fig. 8(a). Execution time for three methods as a function of n .

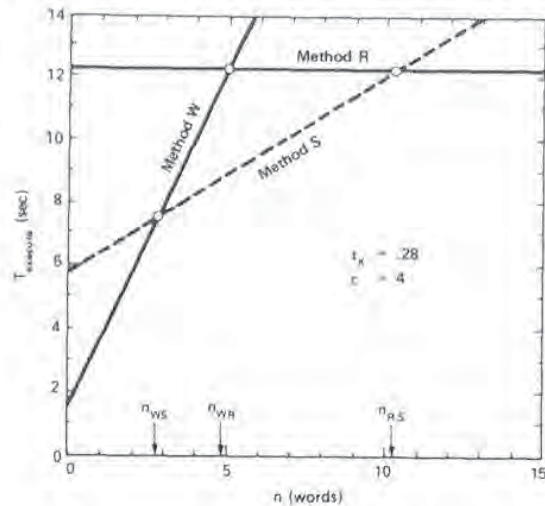


Fig. 8(b). Phase diagram for the fastest method.

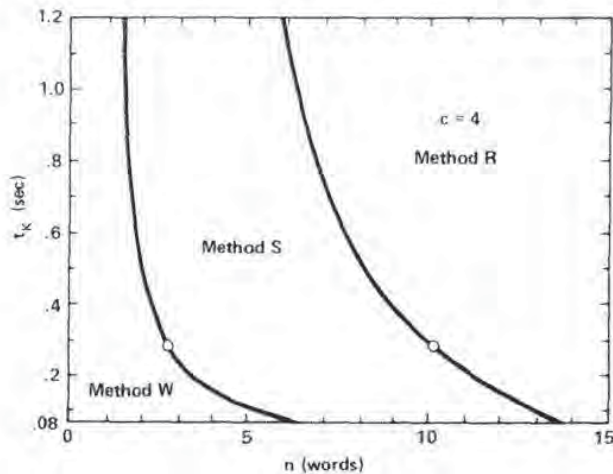
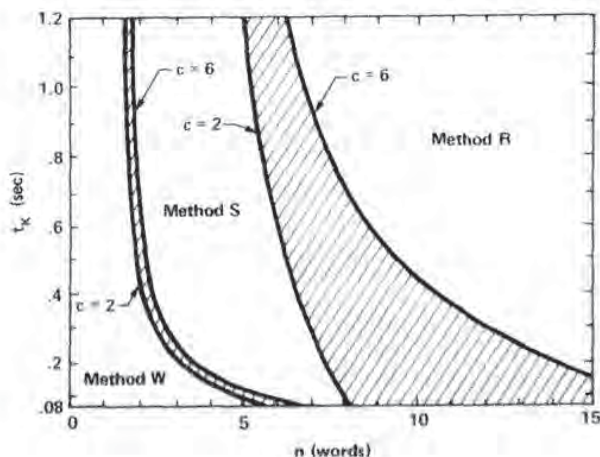


Fig. 8(c). Phase diagram adjusted for different chunk sizes.



regions in the parameter space where each method is fastest. The circles mark the crossover points corresponding to the ones in Figure 8(a) (i.e., at $t_K = .28$ sec). This diagram clearly shows the shift of crossovers for fast typists. It also shows that, for any speed of typist, there are some tasks for which the Backskip method is the fastest.

We are not sure of the exact chunk size, c , and so we must check whether our conclusions about the usefulness of the Backskip method are sensitive to the choice of a value for c . To do this, we rederive the crossover between the Backword and Backskip methods by setting eq. (2) equal to (3) and solving for n as a function of both c and t_K ; this gives $n = 1.2 + .49/t_K - .24/ct_K$. Although we do not know an exact value for c , we can be reasonably confident that it will be between 2 and 6. With $t_K = .28$ sec, for example, the crossover varies between 2.5 and 2.8 words as c varies between 2 and 6; so the value of c does not seem to have a great effect at this point.

The best way to see the overall affect of the value of c is to replot Figure 8(b) using the reasonable extreme values of c . The two crossover boundaries for the Backskip method are plotted in Figure 8(c) as "fat" lines defined by setting c to 2 and 6 in the crossover equations. This diagram clearly shows that the value of c affects one boundary more than the other. The boundary between the Backword and Backskip methods is not affected much by c , because the chunk size is involved in both methods in exactly the same way. But the boundary between the Backskip and Replace methods is greatly affected by the value of c , since c is not involved in the Replace method at all. Small chunk sizes, especially, penalize the Backskip method. Overall, however, varying c does not squeeze out the region for the Backskip method; and our basic conclusion—that the new method is a useful addition—still holds.

There are other aspects of the above methods for which we could do a sensitivity analysis. (For example, if the last two M operations of the Backskip method were eliminated according to Rule 1, how much would the value of the Backskip method increase?) However, the sensitivity analyses above illustrate how the Keystroke-Level Model can be used to evaluate design choices—even when many aspects of the calculation are uncertain—for the principal conclusions are often insensitive to many of the uncertainties.

6. Simplifications of the Keystroke-Level Model

The question naturally arises as to whether further simplifications of the Keystroke-Level Model might do reasonably well at predicting execution time. One could (a) count only the number of keystrokes, (b) count just the physical operators and prorate the time for mental activity, or (c) use a single constant time for all operators. We show below that such simplifications substantially degrade accuracy. However, they provide useful approximations where the lowered accuracy can be tolerated.

6.1 Keystrokes Only

With this simplification, execution time is proportional to the number of keystrokes:

$$T_{execute} = \kappa n_K + T_R.$$

We separate out the system response times, T_R , so as not to confound the comparison. The constant of proportionality, κ , should be distinguished from t_K , the typing speed, which is determined from standard typing tests. Estimating the value of κ from a least-squares fit of the values of n_K and the observed $T_{execute}$ in Figure 5 gives $\kappa = .49$ sec/keystroke. The correlation between the times predicted by this model and the observed times is .87, and the RMS error is 49 percent. The statistics for comparing all models are presented in Figure 9. As can be seen, using keystrokes only is substantially less accurate than the full Keystroke-Level Model. This simplification is inappropriate for tasks that are not dominated by keystroking. For example, it only predicts about a third of the observed time for the MARKUP tasks, which are dominated by pointing and drawing operations.

The above estimate of κ is held down by one outlying point in the data, T4-POET ($n_K = 92$). Estimating κ with this one point removed gives $\kappa = .60$ sec, a value close to another estimate obtained in an earlier benchmark study [1; 5, ch. 3]. T4-POET is the only task that requires any input-typing of text. One obvious refinement of the keystrokes-only model would be to distinguish two kinds of keystrokes: mass input-typing (at t_K sec/keystroke) versus command-language keying (at κ sec/keystroke). For this purpose, a κ of .60 sec is the more reasonable value.

The model of Embley et al. [9] is formally similar to our keystrokes-only version. However, their model is conceptually different from ours. The Keystroke-Level Model is based on the notion of a unit task structure; Embley et al. use commands instead. Our model is restricted to skilled expert behavior, whereas they attempt to model all kinds of users (essentially, by varying their versions of the parameters $T_{acquire}$ and κ). Unfortunately, they did not compare their model against any empirical performance data, so we cannot compare our results to theirs. The keystrokes-only model can, perhaps, be taken as an indicator of the accuracy of their model for expert behavior.

6.2 Prorated Mental Time

According to this simplification, execution time is the time required for the physical operations multiplied by a factor to account for the mental time:

$$T_{execute} = \mu(T_K + T_H + T_P + T_D) + T_R.$$

The idea is that the physical operations will require a certain average overhead of mental activity. Thus, instead of trying to predict exactly how many mental operations there are, we can do fairly well by just using a multiplicative mental overhead constant, μ .

Using a least-squares analysis to determine μ from the sum of the calculated times for the physical opera-

Fig. 9 Comparison of the keystroke model with simpler variations.

Model Variation	Parameters	Correlation (r) ^a	RMS Error ^b
Keystrokes Only	$\kappa = .49$ sec/keystroke ^c	.87	40%
Prorated Mental Time	$\mu = 1.67$.81	45%
Constant Operator Time	$\tau = .43$ sec/operator ^c	.92	34%
Keystroke Model	(See Figure 1)	.95	22%

^a The correlations are between the execution times predicted by each of the models and the observed execution times from Figure 5.

^b The RMS error is given as a percentage of the observed execution time, 11.0 sec.

^c More useful parameter values are $\kappa = .60$ sec and $\tau = .49$ sec (see Sections 6.1 and 6.3).

tions and the observed values of $T_{execute}$ in Figure 5 gives $\mu = 1.67$; i.e., there is a 67 percent overhead for mental activity. The correlation between predicted and observed times is .81, and the RMS error is 45 percent.

This simplification is also less accurate than the Keystroke-Level Model, as can be seen in Figure 9. This suggests that the extra detail in the Keystroke-Level Model, involving the placements of the mental preparedness operator, **M**, is effective. It is this operator that qualifies the Keystroke-Level Model as a genuine psychological model and not simply as an analysis of the physical operations.

There is an interesting relation between these two simpler models and the rules for placing occurrences of **M** in the Keystroke-Level Model (Figure 2). The initial placement of **M**'s, by Rule 0, with certain **K**'s and **P**'s is essentially an assumption that mental time is proportional to a subset of the physical operators. If Rule 0 had specified all physical operators, Rule 0 by itself would have been equivalent to prorating mental time. If the other physical operators (**P**, **H**, and **D**) had been ignored, this would have been equivalent to counting keystrokes only. Therefore, the deletion of the **M**'s according to Rules 1 to 4 constitutes the ways in which the Keystroke-Level Model departs from these simpler models. The evidence for the superiority of the Keystroke-Level Model presented in Figure 9 is also evidence that Rules 1 to 4 had a significant effect. In fact, each of the rules individually makes a significant contribution, in the sense that its removal leads to a decrease in the accuracy of the Keystroke-Level Model.

6.3 Constant Operator Time

According to this simplification, execution time is proportional to the number of Keystroke-Level operations:

$$T_{execute} = \tau(n_M + n_K + n_P + n_H + n_D) + T_R.$$

The idea here is the statistical observation [18] that the accuracy of linear models is not sensitive to the differential weighting of the factors—equal weighting does nearly as well as any other weighting. Thus, we disregard the different operator times and use a single time, τ , for

all operators. Note that the constant-operator-time model is formally similar to the keystrokes-only model; the latter can be viewed as using n_K as a crude estimate of the total number of operators.

Estimating τ by a least-squares fit of the data in Figure 5 gives $\tau = .43$ sec/operator. The correlation between predicted and observed times is .92, and the RMS error is 34 percent. (For the reason discussed in Section 6.1, it is useful to estimate τ with the T4-POET task removed, getting $\tau = .49$ sec/operator.)

The constant-time model is quite a bit more accurate than the keystrokes-only model, which tells us that taking into account operators other than K is useful. In fact, most of the action in the constant-time model (over the set of data in Figure 5, at least) comes from counting only the K, P, and M operators. In any particular task, of course, any of the operators can be dominant. On the other hand, the constant-time model is still less accurate than the Keystroke-Level Model, showing that taking into account accurate estimates of each operator's time yields another increment of accuracy.

In summary, all of the simplifications presented in this section are less accurate than the Keystroke-Level Model. However, these simplified models are probably good enough for many practical applications, especially for "back-of-the-envelope" calculations, where it is too much trouble to worry about the subtleties of counting the M's that the full Keystroke-Level Model requires.

7. Conclusion

We have presented the Keystroke-Level Model for predicting the time it will take a user to perform a task using a system. We view this model as a *system design tool*. We have shaped it with two main concerns in mind. First, the tool must be quick and easy to use, if it is to be useful *during the design* of interactive systems. The existing strengths of psychology and human factors methods are primarily in the design and analysis of experiments; but experiments are too slow and cumbersome to be incorporated into practice. Ease of use implies that the tool be analytical—that it permit calculation in the style familiar to all engineers. Second, the tool must be useful to practicing computer system designers, who are not psychologists. This implies that the entire tool must be packaged to avoid requiring specialized psychological knowledge. We think that the Keystroke-Level Model satisfies these concerns, along with the primary consideration of being accurate enough to make design decisions. We believe that the Keystroke-Level Model belongs in the system designer's tool-kit.

It is possible to formulate more complicated and refined models than the Keystroke-Level Model by increasing its accuracy or by relaxing some of its serious restrictions (e.g., models that predict methods or that

predict errors). One of the great virtues of the Keystroke-Level Model, from our own perspective as scientists trying to understand how humans interact with computer systems, is that it puts a lower bound on the effectiveness of new proposals. Any new proposal must do better than the Keystroke-Level Model (improve on its accuracy or lessen its restrictions) to merit serious consideration.

The Keystroke-Level Model has several restrictions: The user must be an expert; the task must be a routine unit task; the method must be specified in detail; and the performance must be error-free. These restrictions are important and must be carefully considered when using the model. Yet, we believe that the Keystroke-Level Model represents an appropriate idealization of this aspect of performance and that it is a flexible tool allowing the system designer to deal systematically with this aspect of behavior.

The Keystroke-Level Model predicts only one aspect of the total user-computer interaction, namely, the time to perform a task. As we discussed at the beginning of this paper, there are many other important aspects of performance, there are nonexpert users, and there are nonroutine tasks. All of these must be considered by the system designer. Designing for expert, error-free performance time on routine tasks will not satisfy these other aspects. We would like to see appropriate models developed for these other aspects. However, even with a collection of such models, the designer still must make the inevitable trade-offs. Scientific models do not eliminate the design problem, but only help the designer control the different aspects.

Acknowledgments. We thank J. Farness, who ran the experiments described in this report, and T. Roberts, who helped in some of our early explorations of the keystroke-counting idea and provided extensive comments on earlier drafts of this paper.

Received 3/79; revised 2/80; accepted 3/80

References

1. Card, S.K. Studies in the psychology of computer text-editing systems. Ph.D. Th., Dept. of Psychol., Carnegie-Mellon Univ., Pittsburgh, Pa., May 1978.
2. Card, S.K., English, W.K., and Burr, B.J. Evaluation of mouse, rate-controlled isometric joystick, step keys, and text keys for text selection on a CRT. *Ergonomics* 21 (1978), 601-613.
3. Card, S.K., Moran, T.P., and Newell, A. The keystroke-level model of user performance time with interactive systems. Rep. SSL-79-1, Xerox, Palo Alto Res. Cir., Palo Alto, Ca., March 1979.
4. Card, S.K., Moran, T.P., and Newell, A. Computer text-editing: An information-processing analysis of a routine cognitive skill. *Cognitive Psychol.* 12 (1980), 32-74.
5. Card, S.K., Moran, T.P., and Newell, A. *Applied Information Processing Psychology: The Human-Computer Interface*. Erlbaum, Hillsdale, N.J. (in preparation).
6. Chase, W.G., and Simon, H.A. Perception in chess. *Cognitive Psychol.* 4 (1973), 55-81.
7. Deutsch, P.L., and Lampson, B.W. An online editor. *Comm. ACM* 10, 12 (Dec. 1967), 793-799.

8. Devoe, D.B. Alternatives to handprinting in the manual entry of data. *IEEE Trans. HFE-8* (1967), 21-32.
9. Embley, D.W., Lan, M.T., Leinbaugh, D.W., and Nagy, G. A procedure for predicting program editor performance from the user's point of view. *Internat. J. Man-Machine Studies* 10 (1978), 639-650.
10. Maynard, H.B. *Industrial Engineering Handbook*. McGraw-Hill, New York, 3rd ed., 1971.
11. Moran, T.P. The command language grammar: A representation for the user interface of interactive computer systems. *Internat. J. Man-Machine Studies* (in press).
12. Myer, T. H., and Barnaby, J.R. Tenex executive language manual for users. Bolt, Beranek, and Newman, Inc., Cambridge, Mass., 1973.

13. Newman, W., and Sproull, R. *Principles of Interactive Computer Graphics*. McGraw-Hill, New York, 2nd ed., 1979.
14. Pew, R.W., Baron, S., Feehrer, C.E., and Miller, D.C. Critical review and analysis of performance models applicable to man-machine systems evaluation. Bolt, Beranek, and Newman, Inc., Cambridge, Mass., 1977.
15. Ramsey, H.R., and Atwood, M.E. Human factors in computer systems: A review of the literature. Science Applications, Inc., Englewood, Colorado, 1979.
16. Savitsky, S. Son of STOPGAP. Rep. SAILON 50.1. Stanford Artif. Intell. Lab., Stanford, Ca., 1969.
17. Simon, H.A. How big is a chunk? *Science* 183 (1974), 482-488.
18. Wainer, H. Estimating coefficients in linear models: It don't make no nevermind. *Psychol. Bull.* 83 (1976), 213-217.

Professional Activities Calendar of Events

ACM's calendar policy is to list open computer science meetings that are held on a not-for-profit basis. Not included in the calendar are educational seminars, institutes, and courses. Submittals should be substantiated with name of the sponsoring organization, fee schedule, and chairman's name and full address.

One telephone number contact for those interested in attending a meeting will be given when a number is specified for this purpose.

All requests for ACM sponsorship or cooperation should be addressed to Chairman, Conferences and Symposia Committee, Seymour J. Wolfson, 643 MacKenzie Hall, Wayne State University, Detroit, MI 48202, with a copy to Louis Fiora, Conference Coordinator, ACM Headquarters, 1133 Avenue of the Americas, New York, NY 10036; 212 265-6300. For European events, a copy of the request should also be sent to the European Representative. Technical Meeting Request Forms for this purpose can be obtained from ACM Headquarters or from the European Regional Representative. Lead time should include 2 months (3 months if for Europe) for processing of the request, plus the necessary months (minimum 3) for any publicity to appear in *Communications*.

■ This symbol indicates that the Conferences and Symposia Committee has given its approval for ACM sponsorship or cooperation.

In this issue the calendar is given to November 1981. New Listings are shown first; they will appear next month as Previous Listings.

NEW LISTINGS

- 19-22 July 1980
National Conference on Computer Related Crime, Washington, D.C. Sponsor: U.S. Dept. of Justice. Contact: Koba Associates, Inc., 2000 Florida Ave., NW, Washington, DC 20009; 202 328-5735.
- 3-5 September 1980
Conference and Workshop on Model Acceptance, Washington, D.C. Sponsors: SCS, GMD. Contact: Society for Computer Simulation, Box 2228, La Jolla, CA 92038; 714 459-3888.
- 6-7 October 1980
Fifth Conference on Local Computer Networks, Minneapolis, Minn. Sponsor: IEEE-CS. Contact: Abe Franck, USS: University of Minnesota, 227 Experimental Engr., 208 Union St. SE, Minneapolis, MN 55455.
- 9-10 October 1980
1980 Annual Meeting and Conference of the Museum Computer Network, New York State Museum, Albany. Sponsor: Museum Computer Network, Inc. Contact: David Vance, Center for Contemporary Arts and Letters, Library E-2340, State University of New York, Stony Brook, NY 11794; 516 246-6077.
- 15-18 October 1980
Symposium on Optimization Methods—Applied Aspects, Varna, Bulgaria. Sponsors: IFAC, IFORS. Contact: National Centre for Cybernetics & Computer Techniques, Committee for Science, 8 Slavyanska St., Sofia, Bulgaria.
- 20-22 October 1980
Texas Association for Educational Data Systems 1980 Annual Convention, Austin, Tex. Sponsor: TAEDS. Contact: Phil Gensler, Dept. of CIS, West Texas State University, Canyon, TX 79016.

4-6 November 1980
Federal Office Automation Conference, Washington, D.C. Sponsor: Office Automation Council. Contact: Federal Office Automation Conference, Box E, Wayland, MA 01778; 617 358-5119.

9-13 November 1980
Computer Related Crime: Training Workshop for Prevention, Detection, Investigation, and Prosecution, Charleston, S.C. Sponsor: U.S. Dept. of Justice. Contact: Koba Associates, Inc., 2000 Florida Ave., NW, Washington, DC 20009; 202 328-5780.

10-12 November 1980
ORSA/TIMS National Meeting, Houston, Tex. Sponsors: ORSA, TIMS. Contact: James McFarland, School of Business, University of Houston, Houston, TX 77004.

7-10 December 1980
1980 CAUSE National Conference, Phoenix, Ariz. Sponsor: CAUSE. Contact: CAUSE, 737 Twenty-Ninth Street, Boulder, CO 80303; 303 449-4430.

3-8 January 1981
Annual Meeting of AAAS, Toronto, Canada. Sponsor: American Association for the Advancement of Science. Contact: AAAS, 1515 Massachusetts Ave., NW, Washington, DC 20005.

7-9 January 1981
Second Western Conference and Exhibition, Anaheim, Calif. Sponsor: Armed Forces Communications and Electronics Association. Contact: AFCEA, Skyline Center, Suite 300, 5205 Leesburg Pike, Falls Church, VA 22041.

12-14 January 1981
PTC 81, Honolulu, Hawaii. Sponsor: Pacific Telecommunications Council. Contact: Richard J. Barber, 2424 Maile Way, #704, Honolulu, Hawaii.

26-28 January 1981
Eighth Annual ACM SIGACT-SIGPLAN Symposium on Principles of Programming Languages, Williamsburg, Va. Sponsors: ACM SIGACT, SIGPLAN. Contact: Robert E. Noonan, Dept. of Mathematics and Computer Science, College of William & Mary, Williamsburg, VA 23185.

12-13 March 1981
Computer Science and Statistics: 13th Symposium on the Interface, Pittsburgh, Pa. Sponsor: Carnegie-Mellon University Symp. chm: William F. Eddy, Dept. of Statistics, Carnegie-Mellon University, Pittsburgh, PA 15213.

6-10 April 1981
International Congress on Logic, Informatics, Law, Florence, Italy. Sponsor: Istituto per la documentazione giuridica di Consiglio Nazionale delle Ricerche. Contact: Istituto per la documentazione giuridica, Via Panciatichi, 56/16-50127 Florence, Italy.

30 April-1 May 1981
Twelfth Annual Pittsburgh Conference on Modeling and Simulation, Pittsburgh, Pa. Sponsor: University of Pittsburgh in cooperation with Pittsburgh sections of IEEE, Systems, Man and Cybernetics Society, ISA, SCS, International Association for Mathematics and Computers in Simulation. Conf. co-chm: William G. Vogt and Marlin H. Mickle, 348 Benedum Engineering Hall, University of Pittsburgh, Pittsburgh, PA 15261.

5-8 May 1981
AEDS Annual Convention, Minneapolis, Minn. Sponsor: Association for Educational Data Systems. Contact: Shirley Easterwood, AEDS, 1201 Sixteenth St., NW, Washington, DC 20036.

10-12 June 1981
Seventh Conference of the Canadian Man-Computer Communications Society, Waterloo, Ontario (in conjunction with CIPS National Conference). Sponsor: Canadian Man-Computer Communications Society. Prog. chm: Marcell Wein, Computer Graphics Section, Division of EE, National Research Council, Ottawa, Ontario, Canada K1A 0R8.

3-7 August 1981
ACM SIGGRAPH 81, Dallas, Tex. Sponsor: ACM Special Interest Group on Computer Graphics. Conf. chm: Anthony Lucido, Industrial Engineering Dept., CS Services Division, Texas A&M University, College Station, TX 77843; 713 845-5531.

24-28 August 1981
CO 81, Conference on Combinatorial Optimization, Stirling, Scotland. Sponsor: Stirling University. Contact: L. Wilson (CO 81), Dept. of Computing, Stirling University, Stirling, Scotland.

9-11 September 1981
Eurographics 81, Annual Conference of the Eurographics Society, Technische Hochschule, Darmstadt, FRG. Sponsor: German Computer Society. Prog. chm: J. Encarnacao, Eurographics 81, Technische Hochschule Darmstadt, FG Graphisch-Interaktive Systeme, Steubenplatz 12, D-6100 Darmstadt, Federal Republic of Germany.

14-16 September 1981
ACM SIGMETRICS Conference on Measurement and Modeling of Computer Systems, Las Vegas, Nev. Sponsor: ACM Special Interest Group on Measurement and Evaluation. Conference Chm: Herbert Schwetman, Dept. of Computer Science, Purdue University, West Lafayette, IN 47907; 317 494-8566.

PREVIOUS LISTINGS

- 21-23 July 1980
Sixth South African Symposium on Numerical Mathematics, Durban, Rep. of South Africa. Sponsor: University of Natal. Contact: Chairman, Computer Science Dept., University of Natal, King George V Ave., Durban 4001, Republic of South Africa.
- 6-8 August 1980
Conference on Human Aided Optimization, Wharton School, Philadelphia, Pa. Sponsors: Office of Naval Research, Wharton School. Conf. chm: Gerald Hurst, Decision Sciences, W-83 Dietrich Hall/CC, University of Pennsylvania, Philadelphia, PA 19104; 215 243-7730.
- 17-21 August 1980
1980 Urban and Regional Information Systems Association Conference, Toronto, Ont., Canada. Sponsor: URISA. Contact: URISA, 180 North Michigan Ave., Suite 800, Chicago, IL 60601.
- 18-22 August 1980
4th Symposium on Computational Statistics, Edinburgh University, Scotland. Sponsor: International Association for Statistical Computing. Contact: COMPSTAT 1980, c/o Director, Program Library Unit, Edinburgh University, 18 Buccleuch Place, Edinburgh EH8 9LN, Scotland.
- 19-21 August 1980
National Artificial Intelligence Conference, Palo Alto, Calif. Sponsor: American Association for Artificial Intelligence in cooperation with ACM SIGART. Conf. chm: J. Marty Tenenbaum, SRI International, 333 Ravenswood Ave., Menlo Park, CA 94025; 415 326-6200 x4167.
- 20-22 August 1980
8th SIMULA Users' Conference, California State University, Northridge, Calif. Sponsor: Association for Simulation (continued on p. 414)

APPENDIX B

[OLSE 07]

Evaluating User Interface Systems Research

Dan R. Olsen Jr.

Brigham Young University

Computer Science Department, Provo, Utah, USA

olsen@cs.byu.edu,

ABSTRACT

The development of user interface systems has languished with the stability of desktop computing. Future systems, however, that are off-the-desktop, nomadic or physical in nature will involve new devices and new software systems for creating interactive applications. Simple usability testing is not adequate for evaluating complex systems. The problems with evaluating systems work are explored and a set of criteria for evaluating new UI systems work is presented.

ACM Classification Keywords

H.5.2 User Interfaces

General Terms:

Human Factors

Author Keywords:

User Interface Systems Evaluation

INTRODUCTION

In the early days of graphical user interfaces, the creation of new architectures for interactive systems was a lively and healthy area of research. This has declined in recent years. There are three reasons for this decline in new systems ideas. The first is that, unlike those early days, there are essentially three stable platforms (Windows, Mac, Linux) upon which virtually all software is built and those platforms have dictated the user interface architecture. This is in contrast to the state of UI research 15 years ago when there were many competing toolkits and platforms. The second is that the stability of these platforms has led to a new generation of researchers who lack skills in toolkit or windowing system architecture and design. The third reason is the lack of appropriate criteria for evaluating systems architectures. This paper addresses the last question of “How should we evaluate new user interface systems so that true progress is being made?”

Permission to make digital or hard copies of all or part of this work for personal or classroom use is granted without fee provided that copies are not made or distributed for profit or commercial advantage and that copies bear this notice and the full citation on the first page. To copy otherwise, or republish, to post on servers or to redistribute to lists, requires prior specific permission and/or a fee

UIST'07, October 7–10, 2007, Newport, Rhode Island, USA
Copyright 2007 ACM 978-1-59593-679-2/07/0010 \$5.00

WHY UI SYSTEMS RESEARCH?

Before addressing the evaluation question we must first consider the value of user interface systems research. The systems we have are stable. Applications are being written. Work is progressing. The users are happy (sort of). Why then does the world need yet another windowing system?

Forces for change

A very important reason for new UI systems architectures is that many of the hardware and operating system assumptions that drove the designs of early systems no longer hold. Saving a byte of memory, the time criticality of dispatching an input event to the right window or lack of CPU power for geometric and image transformations are no longer an issue. Yet those assumptions are built into the functionality of existing systems. The constraints of screen size are rapidly falling and we are finding that interaction in a 10M pixel space is very different from interaction in a 250K pixel space.

Our assumptions about users and their expertise have radically changed. Most of our windowing systems are designed to deal with a populace who had never used a graphical user interface. That assumption is no longer valid. The rising generation is completely comfortable with computing technology in a variety of forms and is increasingly comfortable with change.

Our existing system models are barriers to the inclusion of many of the interactive techniques that have been developed. Research has shown that manipulating the mouse gain can improve selection in various spaces [1] yet this does not fit smoothly into any UI system model. Cameras and touch tables produce inputs that are the size of a hand or finger rather than a point, yet we force such techniques into the standard mouse point model because that is all that our systems support. Multiple input points and multiple users are all discarded when compressing everything into the mouse/keyboard input model. Lots of good research into input techniques will never be deployed until better systems models are created to unify these techniques for application developers.

The advent of new interactive platforms also drives a need for new systems architectures. The WWW forms a huge base of interactive use, yet its interaction model is primitive and the toolkits built around it are difficult. People are increasingly moving their digital lives to PDAs, cell phones

and other portable platforms. Many people live and work across many platforms and interact with many people, yet our UI systems architectures support none of this.

In the early days of the Mac and Windows, an industry leader said “Almost none of our customers own a mouse or a graphics card. The installed market is too large and too entrenched to change.” Barely 5 years later that company had fallen from market dominance to near irrelevance because the market had moved to screen/keyboard/mouse. We now stand at a similar position. Systems based on one screen, one keyboard and one mouse are the new equivalent of command-line interfaces. We need new UI systems solutions. Our current systems architectures are beginning to impede progress rather than empower it.

Value added by UI systems architecture

Before addressing the evaluation of research claims we should look at the value UI systems architectures bring to the table.

Reduce development viscosity

A good UI toolkit will reduce the time it takes to create a new solution. The faster new solutions can be created, the easier it is to try more solutions on users. The more solutions that users experience, the more effective the UI design process will be.

Least resistance to good solutions

UI programmers, like most programmers, are optimizers. They tend to follow the path of least resistance. Apple spent a lot of time and effort writing a style manual and evangelizing the value of a common look and feel. None of this effort had the impact of providing a standard widget set built into the system that was available for free. The toolkit made adoption of a common look and feel much cheaper and easier than custom solutions.

A related concept is that toolkits can encapsulate and simplify expertise. When exploration of a space of possibilities finally settles on a few good solutions, these can be packaged into a toolkit to simplify the development of future systems.

Lower skill barriers

Bill Buxton’s Menulay [2] demonstrated that large portions of the UI design problem could be handled by drawing rather than code. Systems like HyperCard and Visual Basic commercialized these ideas and allowed people with a much different set of skills to participate in UI development. The right toolkit design meant that artists and designers rather than programmers were dictating the visual appearance of user interfaces. Good toolkit design can expand the set of people who can effectively create new applications.

Power in common infrastructure

Though the current mouse/keyboard event model is standing in the way of many new interactive devices and

techniques, it has also empowered many new techniques. Pen-based interfaces have benefited from pretending to be a mouse. Though the pen has many unique advantages, by pretending to be a mouse it is usable for most existing applications. In our current event model, any device that can produce 2D input events is usable by any existing application. This has real power in supporting new combinations to create new solutions. What we need is an upgrade to this common denominator to empower more advanced techniques.

The HTTP/HTML standard is a clear example of the power of common infrastructure. By adhering to this simple standard any user can acquire a browser that will give them access to a vast number of services. Conversely any new service that adheres to the standard can gain access to multitudes of potential customers.

UI toolkits and system architectures define the ways in which interactive components are combined. The power of such techniques is also their curse. The importance of such standards makes the cost of changing them very high. However, if we do not search out and develop new ways to combine UI technologies we stunt our potential.

Enabling scale

Laying stable foundations makes possible larger more powerful solutions than ever before. The set of applications that can be economically built without a good toolkit is substantially smaller than with one.

EVALUATION ERRORS

Before exploring better ways to evaluate interactive software architectures, it is helpful to look at some ways that misapplied evaluation methods can damage the field. There are three to be discussed here: the usability trap, the fatal flaw fallacy and legacy code.

The Usability trap

When evaluating interactive systems the first concept that comes to mind is usability. There are several common measures of usability such as time to complete a standard task, time to reach a certain level of proficiency and minimize number of errors. Usability measures have driven a great deal of good research in the CHI community.

Many usability experiments are built on three key assumptions. The first is “walk up and use.” This assumes that all potential users have minimal training. This is a great goal for home appliances and for software tools used by many people. This goal also works if there is a large pool of potential users with shared expertise, such as secretaries or chemists. The assumption is that anyone with the shared expertise should be able to walk up and use the system. The “walk up and use” assumption does not work well for problem domains that require substantial specialized expertise, such as user interface programming or design.

The second is the standardized task assumption. To make valid comparisons between systems one must have a task

that is reasonably similar between the two systems and does not have many confounding complexities. The task of entering a string of text is fairly standard across any set of text entry techniques. There are not many ways to approach the task. A task of painting a picture or designing a circuit is not a good task for a usability experiment. There are too many variables in the task to make valid comparisons. Individual differences in creativity and skill create too many variations in the potential user population. A task that is suitable for a usability experiment must have low inherent variability so that any variance can be assigned to the differing techniques being tested not to variations in approach to the task or user expertise.

The third assumption is scale of the problem. The economics of usability testing are such that it must be possible to complete any test in 1-2 hours. More extensive testing may allow multiple sessions over many weeks but any practical experiment cannot afford thousands or tens of thousands of experiment hours. A usability test of a toolkit that requires 10 programmers over 6 months would incur at least \$300,000 in user subject compensation for just that one test. The cost is high and the statistical significance very low.

Usability testing is attractive because it can produce a statistically valid, clearly explained, easily compared result. However, toolkit and UI architecture work rarely meets any of the three assumptions of usability testing.

Usability testing of interactive tools and architectures

Any UI toolkit that addresses substantive problems will require expertise in using the toolkit. By definition any new toolkit will have no population that possesses that expertise. Any comparison between a new toolkit and an existing toolkit will be confounded by familiarity with the existing toolkit and the need for expertise in using the new one. The only way to eliminate this confound is to find a population that is equally ignorant of both systems. This produces comparison results that are not representative of the intended populations of either tool.

The standardized task assumption is also violated in systems architecture research. Any problem that requires a system architecture or a toolkit in its solution is by nature complex. UI applications are known to be complex with many possible paths to a solution. Meaningful comparisons between two tools for a realistically complex problem are confounded in so many ways as to make statistical comparisons more fantasy than fact.

The task scale assumption is also violated by UI systems work. Building a significant application using two different tools, even if valid comparisons were possible, would be very costly. Performing many iterations on a toolkit solution using this evaluation technique would be out of the question.

The usability trap lies in how we respond to nature of usability measurement for systems architectures and

toolkits. There are those who respond with “If it can’t be measured it is not research.” This reduces research to the study of the trivially measurable. There is a slightly different response which is “Focus on the measurable it is easier to publish.” This limits our power to effect significant change. A much more interesting response would be “If not usability then how do we evaluate systems?” This is the topic of this paper.

The fatal flaw fallacy

When evaluating small interactive techniques or specific behaviors it is good practice to carefully examine all of the possible ways in which the technique or its validation might be in error. If such a fatal flaw is discovered then the reported results may not be valid and the work should be remanded to the authors for repair.

This search for fatal flaws is devastating for systems research. It is virtually impossible for a small team of researchers to recreate all of the capabilities of existing systems or to completely examine all of the eventualities of new concepts. The farther such a team reaches into new territory the more compromises will be required and the more supporting ideas must be left unresolved. If a new systems approach is attempted, the omission of some important feature is guaranteed. The existence of a fatal flaw is a given. If the evaluation of the work is focused on “what does it not do” no research system will ever pass. Flaw analysis will frequently be a barrier to new systems research.

Legacy code

In the late 1970s many people objected to new UI architectures because of the vast amount of legacy code written with command-line or text screen interfaces. When the Macintosh hit the market followed by Windows suddenly all that legacy code became irrelevant. The WWW has precipitated a vast rewrite of the ways in which companies deal with the public. Many desktop applications have been rewritten for cell phones and PDAs. And yet people still invoke the “legacy code” standard for UI systems research.

If a toolkit can run legacy applications while providing some new advance that is a good thing. If a new architecture necessitates rewriting applications, that is just the price of progress. The legacy code requirement is a barrier to progress.

EVALUATING EFFECTIVENESS OF SYSTEMS AND TOOLS

To find ways to evaluate systems and tools we must revisit the claims that are made. Our list of advantages presented for toolkits and systems provides us a framework of possible claims. Given a set of possible claims we can then outline ways to demonstrate each of them.

STU: Situations, Tasks and Users

Every new piece of interactive technology addresses a particular set of users, performing some set of tasks, in some set of situations. It is critical that interactive innovation be clearly set in a context of situations, tasks and users. The STU context forms a framework for evaluating the quality of a system innovation.

In systems and toolkit work there are frequently two different STU contexts. The users of a toolkit are developers. The task is to design quality interfaces that fit some end user STU context. For example we may develop tools for programmers (users) who are creating applications (task) for doctors (end user) accessing medical records (end task) while making hospital rounds (end situation). These tools might be designed to allow programmers (users) to do development while following doctors around (situation).

Importance

Before all other claims a system, toolkit or interactive technique must demonstrate importance. Tools are invariably associated with expertise gained over time. People will not discard a familiar tool and its associated expertise for a 1% improvement. In most cases at least a 100% improvement is required for someone to change tools. Without establishing the importance of the problem and its proposed solution, nothing else matters.

Importance analysis proceeds directly from the intended STU context. The first question is the importance of the user population (U). Populations can be important because they are large (every sentient being over the age of 10). User populations may be important because their performance is critical to the well being of others (doctors, emergency personnel, or teachers). User populations may be important because of tremendous need (disabled, poverty). Every population is important to itself. We must give some consideration to the population's importance to society in general. Sports fans in the bleachers behind left field at Yankee stadium would not be a very important population no matter how fervid they may be.

Assuming that the user population is important we must then evaluate how important the target tasks (T) are to that user population. Importance might be established by how frequently the task occurs. It might also be established by looking at the consequences of not being able to do the task. It is a serious problem if a doctor cannot access a patient's records.

We must look at the set of situations (S). How often do the target users find themselves in these situations and do they need to perform these tasks (T) in those situations? We must also look at the importance of the STU context as a whole. Many doctors go scuba diving. Doctors are important. Scuba diving is a novel situation but accessing patient records while scuba diving does not seem particularly important.

Lastly we must consider the difference that our new technology will make. Changing work practice requires a lot of effort. Although data analysis is good, if the difference offered by our new technology must be carefully analyzed for statistical significance in order to establish an improvement, then it is probably not important.

Problem not previously solved

This is one of the more compelling claims for a tool. This claim says that there is a STU context that has no current solution. It is a powerful claim to demonstrate that T can be performed effectively with a new tool. Usability testing is irrelevant when comparing what can be done against what cannot.

Such a claim is seriously weakened if there is only a single task T. What has been created is not a design tool but an application. That application may be important to the user population U, in which case it may be more appropriately published in the literature of population U. This novelty claim is strengthened if population U is very, very large (i.e. everyone who can read). The larger and more diverse the STU context is, the stronger the claim to the importance of a solution. The World Wide Web could make the claim that previously it was impossible for non-programmers to interconnect many disparate information resources.

Generality

The new solution claim is much stronger if there are several populations U_i that each have tasks T_i that do not have effective solutions with existing technology. If the new tool can solve all of T_i then a claim for a general tool is quite strong. The generality of the new solution claim is strengthened as the populations U_i are increasingly diverse from each other.

The problem with this claim is that proving solutions for all T_i is not possible. In fact the more general the tool the less likely one can demonstrate all of the possible solutions for which the tool is useful. The best proof of a generality claim is the diversity of the STU contexts for which a solution is demonstrated. If one has used the tool to solve three diverse problems then one can argue that the tool solves most of the problems lying in the space between the demonstrated solutions. The greater the diversity and the larger the number of demonstrated solutions, the stronger the generality claim.

Reduce solution viscosity

One of the important attributes of good tools is that they foster good design by reducing the effort required to iterate on many possible solutions. The more cumbersome the tool, the greater the viscosity in the design process with fewer and less diverse alternatives being explored. There are at least three ways in which a tool can reduce solution viscosity: flexibility, expressive leverage and expressive match.

Flexibility

A UI tool is flexible if it is possible to make rapid design changes that can then be evaluated by users. This has been the claim of interpreted programming languages. By eliminating the compile step, it is faster to try many different solutions. By evaluating code created at run-time more flexible solutions are possible. Visual UI design tools exhibit flexibility when one can rapidly make changes to the appearance of the user interface.

The flexibility claim is relatively easy to support. Define some interesting and diverse set of possible design changes and show that such changes take significantly less effort in the new tool relative to the competition.

Expressive Leverage

Expressive leverage is where a designer can accomplish more by expressing less. The dominant cost of any design processes is the making, expression and evaluation of choices. Expressive leverage is achieved when a tool reduces the total number of choices that a designer must make to express a desired solution. There are several ways this might be done.

Eliminating repetitive choices is an easy technique for achieving leverage. The simplest mechanism is reuse. The claim is that a large class of STU contexts include the expression of choice Y, yet Y is the same across all of these solutions. A tool that encapsulates Y so that the choice is made only once is more expressive. One must show that every solution in the class of solutions includes Y and that every instance of Y is similar or show that the differences are easily parameterized. The size/importance of the STU contexts in which choice Y must be made is key to this claim.

There are pitfalls to the “generalize and reuse” strategy for expressive leverage. In many cases the manipulation of the parameters is more complex than redoing a custom instance of Y. This comes when there is more variation in Y than was originally anticipated. This also comes when one generalizes too far.

A good example of over-generalization is the Table widget. At first glance it has rows, columns and cells. Columns have headers and cells contain text. It is relatively easy to write such a widget and its interface to the data for the model is quite straightforward. The temptation, however, is to add fonts, colors, special layout rules, arbitrary data types for the cells, icons for the columns and specialized cell editors with four or five different ways of embedding those editors into the cells/table layout. Suddenly the correct specification of the parameters to the Table widget is more complex and less predictable than implementing it from scratch. A generalize and reuse strategy must demonstrate that there has been a clear reduction in the number of choices that a designer must make and that the implications of those choices are clear to the designer.

A second means for reducing the required number of design choices comes from observing that many choices are not independent but are almost always implied by other choices. Having made choices A, B and C, then design choices U, V and W are determined. We get our expressive leverage by automatically computing U, V and W from A, B and C rather than requiring the designer to express them. An example would be the automatic calculation of complimentary colors once a background color is selected. A variation is that default values U, V and W are computed and then only manually changed when necessary. In the common cases the complexities of U, V and W are gone.

A third means for achieving expressive leverage comes from the progress of technology. For example the GIGO event handling system [3] was widely acclaimed in its time because of its small memory footprint and that event dispatch that could be accomplished in less than 10 machine instructions. For years various event dispatch mechanisms were proposed to optimize the interactive loop. This need for optimal event dispatch imposed various design choices on programmers to achieve the desired speed. When 500 KHz processors became 3GHz processors these design choices became irrelevant. Eliminating such choices and simplifying what a designer must do becomes possible as more memory, processor and communications power becomes available.

Claims of increased expressive leverage may often be unjustly discounted by reviewers. Most of the leverage comes from some insight about the way in which systems have been used or developed. Once the insight is exposed, the implications are obvious. It is very tempting for reviewers to site the obvious nature of the implication and thus discount the value of the insight. It is incumbent on the reviewer to demonstrate that the insight is either trivial or was already known.

Expressive Match

Tools for creating new user interfaces can be improved by increasing the expressive match of the system. Expressive match is an estimate of how close the means for expressing design choices are to the problem being solved. For example one can express a color in hexadecimal or one can pop up a color picker that displays the color space in various ways and shows the color currently selected. Both are completely accurate means for expressing color, but the color picker is a much closer match to the design problem.

Most interface design environments provide a tool for placing widgets in a form and dragging them around until the resulting layout is visually appealing and readily understood. Encoding the coordinates of each widget in C++ or a text file will accomplish the same goal, but the visual tool is a better expressive match for the task of creating a usable and pleasing layout.

There are several requirements when making a claim of greater expressive match. One must demonstrate that the

new form of expression is actually a better match. If the problems are small enough one can compare times to create a design or express a set of choices. This may or may not fall into the usability trap described above. Frequently greater expressive match is tied to a claim to lower skill barriers.

Another test for expressive match is a “design flaw challenge”. A design that is deficient in some way is encoded in the two different forms. Users are each given one of the forms of expression and asked to locate and remedy the flaw. Time, errors, difficulties and success rates can be used to compare two forms of expression. In many cases such challenges are trivially obvious. “Match this color” can be given in hex or in a color picker. For most people the task is virtually impossible in hex and even for experienced designers there is a lot of trial and error required. Similarly a flaw in the input handling of some widget can be posed. Some designers are given state diagrams and some are given the equivalent Java/Swing code. Each is challenged to find and remedy the flaw.

Greater expressive match sometimes introduces difficulty in integrating multiple forms of representation and their associated tools. A long term challenge in the UI community has been the integration of various visual representations with program code. Despite years of research and dozens of alternative proposals, algorithms and data structures are still best represented in a general-purpose programming language. State machines showed real promise as a representation for input, yet they always reached expressive limitations that required a transition to code and the transition was awkward. Visual Basic addressed this problem by integrating a full interpreted programming language into its UI layout tool. The key point is that any new form of expression must be computationally complete or must have a clear integration mechanism with a programming language. When there are many different forms of expression, the tools must show how they integrate effectively with each other. In many cases the integration effort swamps the benefits of the new tool or notation.

Empowering new design participants

The previous set of claims focused on the speed or ease with which a user interface could be designed. Tools can also make a contribution by introducing new populations to the UI design process. Frequently this is done by dealing with expressive leverage and expressive match issues, but the claims are different. The “new design participants” claim is that there is some population U who would benefit by being more directly involved with the UI design process. It has long been claimed that empowering artists will lead to better visual designs. Participatory design advocates the involvement of end-users in the design process.

The first part of the claim must be to describe some population of participants and show why they should be involved in the UI creation process. Secondly one must

establish why existing tools are not acceptable for this population. This may include lack of appropriate training, different norms of expression or design goals that are not supported by existing tools. Lastly one must demonstrate that the new tools are accessible, easier or more effective for this desired population.

The simplest criterion is that the existing tools simply could not be used by the target population at all. Demonstrating that artists cannot reliably encode colors in hex is an easy claim to make. A second claim is that the new tools are easier for this population. Here usability tests are possible. However, the representation may not scale to full-sized UI designs and the usability trap will be reintroduced. There is also an importance issue. If there is not a substantial improvement in ease or usability to this population or the population is only peripherally involved then there just may not be much value in the new tool. People will only change tools for substantial (2 times or better) improvements. The last claim is that the resulting UI designs are “better” when the new tools are used by this population. The question of defining “better” is problematic.

Power in combination

Many tools demonstrate their effectiveness by supporting combinations of more basic building blocks. There are two basic variations of this claim. The first is an inductive claim that an infinite set of solutions can be built from primitives and their combinations. The second is the N to 1 reduction. Both of these approaches are based on clearly defining mechanisms for combining pieces of design to create a more powerful whole.

Inductive Combination

This is the basis for grammars, UI component trees and a variety of other innovations. The idea is that there is some set of primitive design components and some mechanism for combining them into more complex designs. Some simple set of string tokens can be combined using non-terminals and production rules to create an infinite number of different programming languages. Simple widgets that each perform some interactive task can be combined using panes, tabs, tables and other visual constructors to create an infinitely diverse set of UI designs.

Making this sort of claim requires that one show that the set of primitives is either relatively small or can be easily extended. User interface toolkits use both of these strategies. There is usually a small set of primitive widgets (less than 30) from which many interesting designs can be built. In addition, most toolkits provide a mechanism for creating new primitives that can be readily integrated into the set. The power comes from the means for combining these pieces into more complex designs. The induction to an infinite set of possibilities comes when any of these combinations can be used wherever a primitive solution can be used.

This claim introduces the question of coverage. For example, context-free grammars define an infinite set of textual languages. However, it can be readily proved that they cannot fully represent most programming languages. It can also be readily shown that combining menus, scroll-bars, labels and text boxes into forms can produce an infinite number of UI designs. However, many UI designs (painting, drawing or animation time lines) will not fit this model. Virtually any combination scheme will leave out some design solutions. Therefore one must show that the set of designs within the system are interesting and that there are mechanisms outside the system for addressing issues that are not covered. Compilers added symbol tables to context-free grammars to make them effective. UI toolkits generally provide a means for adding new primitive components for extensibility.

Simplifying Interconnection

There are many situations where components must communicate and integrate with each other. This interconnectivity is critical to the deployment of new technology. A system of N components that must work together imposes a serious burden on the N+1 component. If every component must implement an interconnection with every other component then the N+1 component must include N interconnections with other pieces. A good interconnection model will reduce the cost of a new component from N to 1. With a good interconnection model the new component must only implement the standard interface. It will then be integrated with all N existing components.

An early example was the use of pipes in UNIX. Applications would read from standard-in and write to standard-out. Pipes could connect the standard-out of one program directly to the standard-in of another, allowing applications to be plugged together in any number of useful ways without new code.

A more compelling example is the World Wide Web. When one creates a new web browser one automatically inherits the value of all of the web sites that have been created. When one creates a new web site one inherits the value of all of the browsers that have been installed. Adding a new browser or a new site incurs only the cost of that site and not the cost of creating, connecting or deploying the remainder of the needed infrastructure. The power is in the connectivity architecture that reduces cost from N (one for every related component) to 1.

To make the interconnection claim, one must show 1) that there is an interesting diversity of choices on both sides of the connective architecture, 2) that they are all cleanly supported by the architecture, and 3) that the space of combinations is interesting and non-trivial.

Ease of Combination

The fact that architectural components can connect is generally not sufficient. It is important that the

interconnection be simple and straightforward. In most UI toolkits a new widget must only implement the *redraw()* and *resize()* methods to integrate with the rest of the system. Additional event-handling methods will provide interactivity but these two are sufficient. Many of the interconnection complexities are hidden in inherited code. The WWW has a similar ease of combination. The HTTP protocol that connects browsers to servers is very straightforward and easy to learn. My personal counter example is SOAP which took the relatively simple HTTP and XML techniques and created a very complex model for interconnecting with web services. This model is very difficult to use without additional layers of code generation to obscure its complexity.

Can it scale up?

An important question that must be asked of every new UI system is whether it can scale up to large problems. This was the fundamental drawback of state machines for describing user interface dialogs. For simple examples like dragging a rubber-band line, the state machine dialog was clear and direct. However, for any reasonable application the representation acquired hundreds of states interconnecting in hundreds of ways that were impossible to visualize, present on a screen, or debug. Constraint systems have similar problems. They nicely model small local relationships yet produce serious debugging challenges when hundreds of constraints are all being evaluated simultaneously. Any new UI system must either show that it can scale up to the size of realistic problems or that such scaling is irrelevant because there is an important class of smaller problems that the new system addresses. To evaluate this criteria one must try the system on a reasonably large problem and show that the advantages of the new model still hold.

SUMMARY

User interface technology, like any other science, moves forward based on the ability to evaluate new improvements to ensure that progress is being made. However, simple metrics can produce simplistic progress that is not necessarily meaningful. Complex systems generally do not yield to simple controlled experimentation. This is mostly due to the fact that good systems deal in complexity and complexity confounds controlled experimentation. This paper shows a variety of alternative standards by which complex systems can be compared and evaluated. These criteria are not novel but recently have been out of favor. We must avoid the trap of only creating what a usability test can measure. We must also avoid the trap of requiring new systems to meet all of the evaluations required above. This would recreate the fatal flaw fallacy. We must look to our evaluation strategy to answer the fundamental question "Has important progress been made?" If the answer is yes then we happily take our share of the new knowledge and move forward to fill in the gaps.

ACKNOWLEDGEMENTS

Though the opinions are the author's own they have been influenced by discussions with Scott Hudson, James Landay, Saul Greenberg and Ben Bederson.

REFERENCES

1. Blanch, R., Guiard, Y., and Beaudouin-Lafon, M., "Semantic Pointing: Improving Target Acquisition with Control-Display Ratio Adaptation" *Human Factors in Computing Systems (CHI '04)*, ACM (2004), pp 519-526.
2. Buxton, W., Lamb, M. R., Sherman, D., and Smith, K. C., "Towards a Comprehensive User Interface Management System" *Computer Graphics (SIGGRAPH '83)*, ACM, (1983), pp. 35-42.
3. Rosenthal, D. S. H., "Managing Graphical Resources" *Computer Graphics 17(1)*, ACM (1983), pp. 38-45.

APPENDIX C

Nov. 20, 1928.

1,692,601

W. H. WHEELER

SPEEDOMETER MOUNTING FOR VEHICLES

Filed Sept. 20, 1926

2 Sheets-Sheet 1

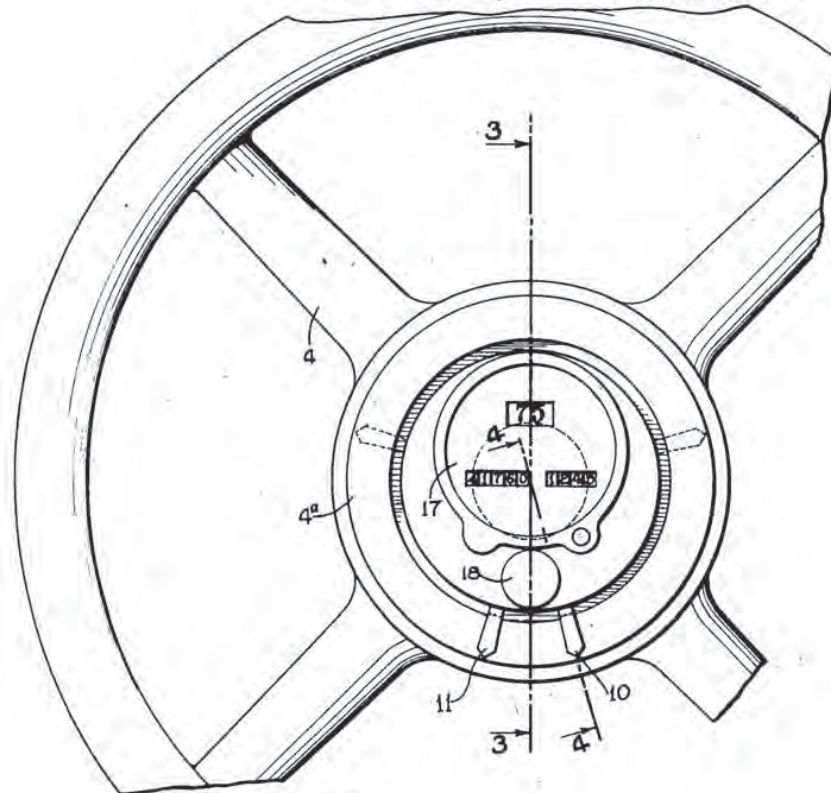


FIG. 1

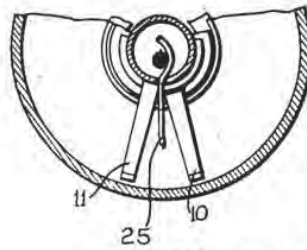


FIG. 2.

INVENTOR.
WILLIAM H. WHEELER
BY *A. B. Bowman*
ATTORNEY

Nov. 20, 1928.

W. H. WHEELER

1,692,601

SPEEDOMETER MOUNTING FOR VEHICLES

Filed Sept. 20, 1926

2 Sheets-Sheet 2

FIG. 3.

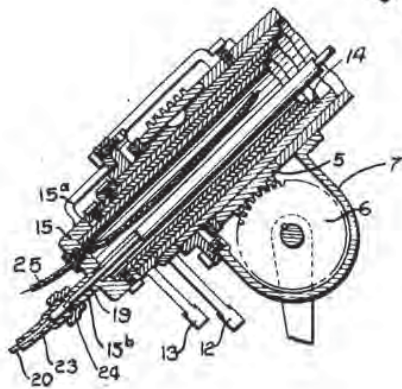
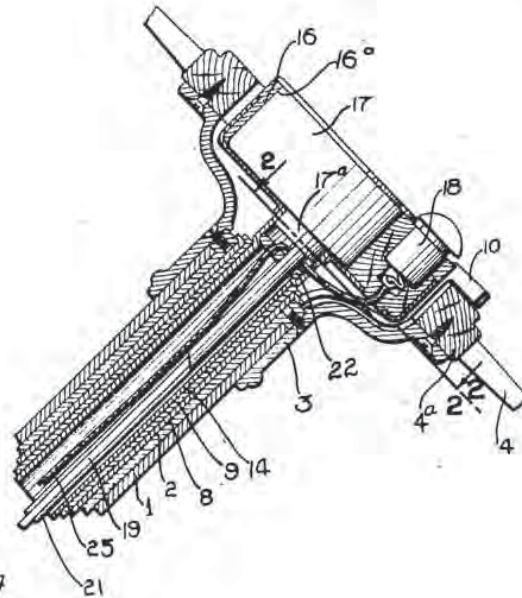


FIG. 4

INVENTOR.
WILLIAM H. WHEELER
BY *A. B. Borman*
ATTORNEY

UNITED STATES PATENT OFFICE.

WILLIAM H. WHEELER, OF SAN DIEGO, CALIFORNIA.

SPEEDOMETER MOUNTING FOR VEHICLES.

Application filed September 20, 1926. Serial No. 136,505.

My invention relates to speedometer mountings for vehicles, and the objects of my invention are; first, to provide a steering control means for vehicles on which is mounted a speedometer whereby the speed of the vehicle may be readily determined by merely dropping the vision slightly to the middle portion of the steering wheel which is substantially in line with the line of vision of the driver and as close to the eyes of the driver as possible, thus determining the speed of the vehicle with least danger to the driver and other occupants; second, to provide a steering post and steering wheel for automobiles which are so constructed that a speedometer may be mounted on the steering post at the middle portion of the steering wheel and substantially flush with the hub portion of the steering wheel, thus rigidly mounting the speedometer in plain view of the driver and in such a manner as not to interfere with the vision and necessary movements of the driver; third, to provide a steering post and steering wheel for automobiles which are so constructed as to receive and support a speedometer at the upper end of the steering post and at the middle portion of the steering wheel and to one side of the axis of the wheel so as to provide a convenient space for a signal button or other switch mechanism at the opposite side of the axis of the wheel and on the stationary portion at the middle portion thereof; fourth, to provide as a whole a novelly constructed and arranged mounting for a speedometer in connection with the steering post and steering wheel of an automobile; fifth, to provide a rigid drive shaft means for a speedometer mounted on the steering post, which drive shaft means extends through the steering post, thus materially decreasing the length of the flexible cable usually employed in connecting a revolving part of the automobile with the speedometer; and, sixth, to provide a speedometer mounting, in connection with the steering post and steering wheel of an automobile, which is simple and economical of construction, durable and which will not readily deteriorate or get out of order.

With these and other objects in view, as will appear hereinafter, my invention consists of certain novel features of construction, combination and arrangement of parts and portions as will be hereinafter described in detail, and particularly set forth in the appended claims, reference being had to the ac-

companying drawings and to the characters of reference thereon which form a part of this application, in which:

Figure 1 is a fragmentary view of an automobile steering wheel taken from the driver's side thereof, showing the speedometer mounted at the middle portion of the steering wheel; Fig. 2 is a fragmentary sectional view taken through 2-2 of Fig. 3, showing the construction of the upper end of the steering post below the steering wheel; Fig. 3 is a fragmentary longitudinal sectional view taken through 3-3 of Fig. 1, showing the construction and arrangement of the steering post, steering wheel and associated members and showing the speedometer mounted at the upper end of the steering post; and, Fig. 4 is a fragmentary sectional view thereof taken through 4-4 of Fig. 1.

Like characters of reference refer to similar parts and portions throughout the several views of the drawings.

In the steering post construction of certain types of conventional automobiles, the steering shaft or tube and also the ignition and fuel controls, as well as certain electric cables, extend through or are directly associated with a stationary hollow post. Such a construction and arrangement is illustrated in the drawings and will be briefly described hereafter.

The steering post 1 is rigidly mounted on the automobile frame in any suitable manner. Within the post 1, which is in the form of a tube, is rotatably mounted the steering tube 2 to the upper end of which is secured the metallic hub member 3 of the steering wheel, the lower end of the hub member 3 extending around the upper end of the steering post 1. To the upper or outer side of the hub member 3, is secured the annular portion 4^a of the steering wheel 4. To the opposite end of the steering tube 2, is secured a worm which is adapted to drive the steering worm gear 6 mounted in a casing 7. The casing 7 is secured to the lower end of the steering post 1 and rotatably supports the lower end of the steering tube. Within the tube 2 is rotatably mounted the fuel control tube 8 and within the latter is rotatably mounted the ignition control tube 9. Said tubes are provided at their upper ends with control levers 10 and 11 respectively which extend preferably beyond the upper side of the annular portion or hub portion of the steering wheel. To the lower ends of the tubes 8 and 9, are secured

the fuel and ignition operating levers 12 and 13. Within the ignition tube 9, is nonrotatably mounted the tube 14 which usually extends beyond the upper and lower ends of the tubes 8 and 9 and is fixedly secured at its lower end, in any suitable manner, to the gear casing 7 or the steering post 1. The means shown in the drawings consists of a cap for the lower end of the tube 14, which cap is provided with arms 15^a secured to the gear casing 7. At the upper end of the stationary tube 14 is usually provided a stationary support in which is mounted a signal button or other switch means, the electric cable, connecting the same to the mechanism to be controlled, extending through the tube 14.

In my construction I have provided a relatively large and deep supporting member 16 which is positioned within the annular portion 4^a of the steering wheel and an inwardly offset recess in the hub member 3, and is secured at its under or inner side to the end of the stationary inner tube 14, extending beyond the fuel and ignition tubes. The large supporting member 16 is spaced at its peripheral portion from the annular portion 4^a of the steering wheel and also from the hub member 3 so as to provide sufficient space for the fuel and ignition levers 10 and 11, connected to the upper ends of the tubes 8 and 9 respectively and extending beyond and over the front side of the annular portion of the steering wheel, to be shifted and operated freely. The outer side of the supporting member 16 may be flush with or extended slightly beyond the outer face of the annular portion of the steering wheel, as shown.

In the outer side of the supporting member 16, is provided a deep recess 16^a in which is mounted the speedometer 17, the connecting boss 17^a of which extends preferably into the upper end of the stationary tube 14. The center or axis of the recess 16^a is preferably positioned eccentrically relative to the axis of the supporting member 16 and the steering wheel 4. Thus a space is provided at the opposite side of the axis of the stationary supporting member 16, between the speedometer 17 and the lower side of the member 16, for a signal button 18 or other switch mechanism or means.

The speedometer 17 is operated by a small rigid shaft 19 which connects the speedometer at the back side thereof with a flexible cable 20 usually employed in connecting a moving part of the automobile with the speedometer. The shaft 19 is revolubly mounted in a casing or tube 21 which is secured at its lower or forward end in the head portion of the cap 15 and is positioned at its upper end by a head member 22 positioned at the upper end of the stationary tube 14. The flexible tube 23 in which the flexible shaft 20 is mounted, is connected with an extended

boss 15^b of the cap 15 by means of a nut 24. Thus the length of the usual flexible cable is considerably reduced.

The electric cable 25 for the signal button 18 extends, preferably, backwardly through the supporting member 16 into the upper end of the stationary tube 14, through the head member 22, through the tube 14 alongside the speedometer shaft tube and out through the head of the cap 15.

The arms or levers 10 and 11, for controlling the fuel and ignition, are preferably positioned at the opposite sides of the electric cable 25, as shown best in Fig. 2, so as not to interfere with the same.

Though I have shown and described a particular construction, combination and arrangement of mounting a speedometer and also a signal button in connection with the steering post and steering wheel of an automobile, I do not wish to be limited to this particular construction, combination and arrangement but desire to include in the scope of my invention the construction, combination and arrangement substantially as set forth in the appended claims.

Having thus described my invention, what I claim as new and desire to secure by Letters Patent is:

1. In a speedometer mounting for vehicles, the combination with a steering post and a steering wheel mounted thereon, of a supporting tube extending through said post and non-rotatably fixed relative thereto, said tube having an enlarged supporting portion at the end contiguous to said wheel, said supporting portion being spaced from said wheel, a speedometer mounted on said supporting portion, a small rigid shaft revolubly mounted within said tube and operatively connected at one end to the back side of said speedometer, and a flexible cable directly connecting the end of said shaft extending beyond said tube to a revolving part of the vehicle.

2. In a speedometer mounting for vehicles, the combination with a steering post and a steering wheel mounted thereon and provided with a hollow hub, of a supporting tube extending through said post and non-rotatably fixed relative thereto, said tube having an enlarged supporting portion at the end contiguous to said hub, said supporting portion being positioned within and spaced from said hub, and a speedometer mounted in the supporting portion of said tube substantially flush with the front side of the hub of the steering wheel.

3. In a speedometer mounting for vehicles, the combination with a steering post and a steering wheel mounted thereon and provided with a hollow hub, of a supporting tube extending through said post and non-rotatably fixed relative thereto, said tube having an enlarged supporting portion at the end contiguous to said wheel, said supporting portion

being spaced from said wheel, and a speedometer mounted within the supporting portion of said tube and substantially flush with the hub, a speedometer drive means extending
5 through said tube and operatively connected with said speedometer, and vehicle control levers positioned in the hollow portion of the hub outside of said supporting portion with their ends extending beyond the hub.

10 4. In a speedometer mounting for vehicles, the combination with a hollow steering post and a steering wheel rotatably mounted at the outer end thereof, said wheel having a hollow hub, of fuel and ignition control tubes,
15 the one being rotatable within the other and the other rotatable within the steering post, a stationary supporting tube extending

through said tubes and said post and non-rotatably fixed relative to said post, a supporting means mounted at the outer end of
20 said supporting tube positioned within the hollow hub and spaced from the walls thereof, a speedometer supported within said supporting means, a speedometer drive means
25 extending through said supporting tube and connected with said speedometer, and fuel and ignition control levers connected to said fuel and ignition control tubes and extending
30 through and beyond the space between said hub and said supporting means.

In testimony whereof, I have hereunto set my hand at San Diego, California, this 30 day of August, 1926.

WILLIAM H. WHEELER.

APPENDIX D

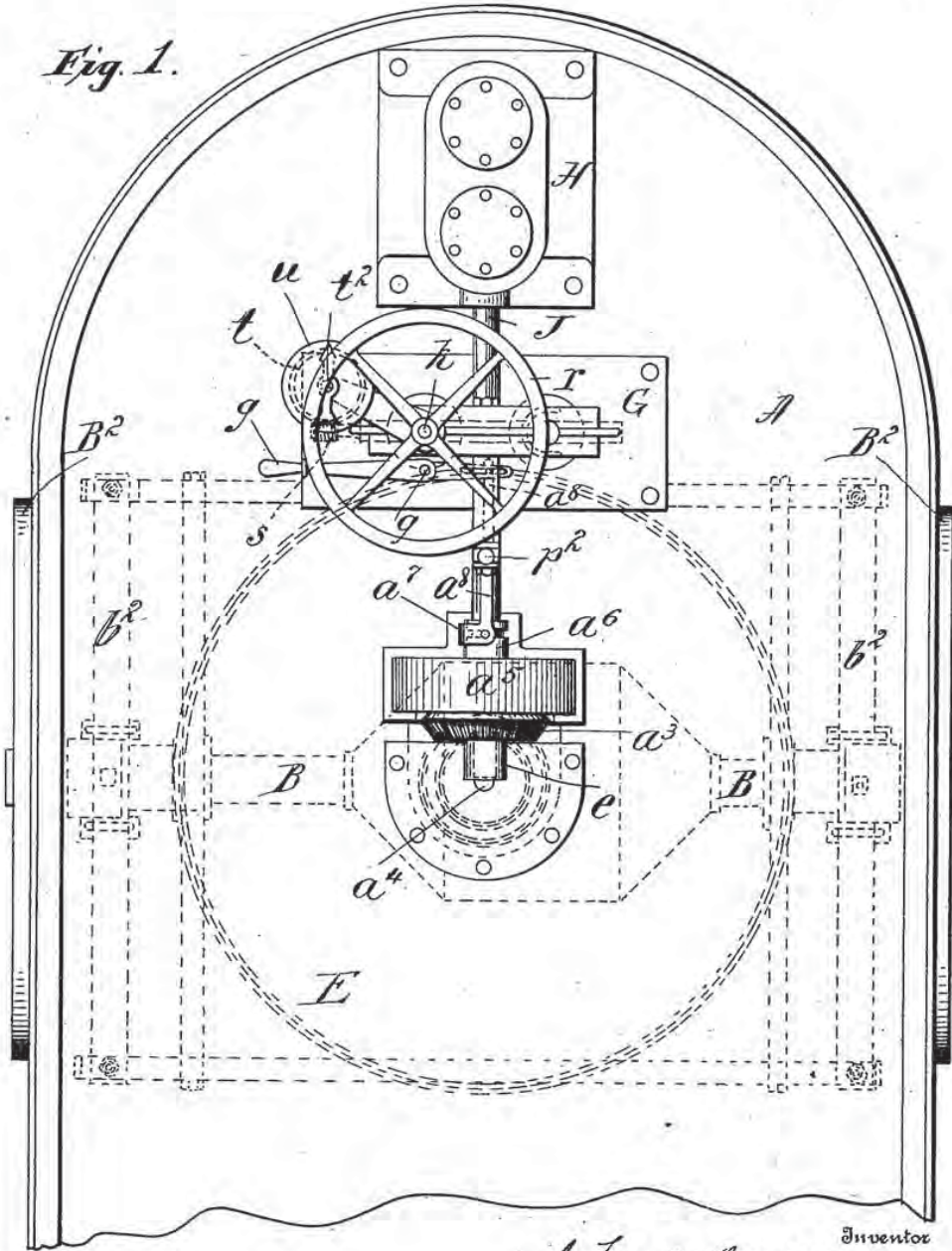
J. F. DURYEA,
STEERING MECHANISM FOR VEHICLES.

(Application filed May 10, 1900.)

(No Model.)

3 Sheets—Sheet 1.

Fig. 1.



Witnesses
Sw. E. Frick
A. W. Allen

Inventor
J. Frank Duryea
by *Wm. J. Fellows*
Attorney

J. F. DURYEY.

STEERING MECHANISM FOR VEHICLES

(Application filed May 10, 1900.)

(No Model.)

3 Sheets—Sheet 2.

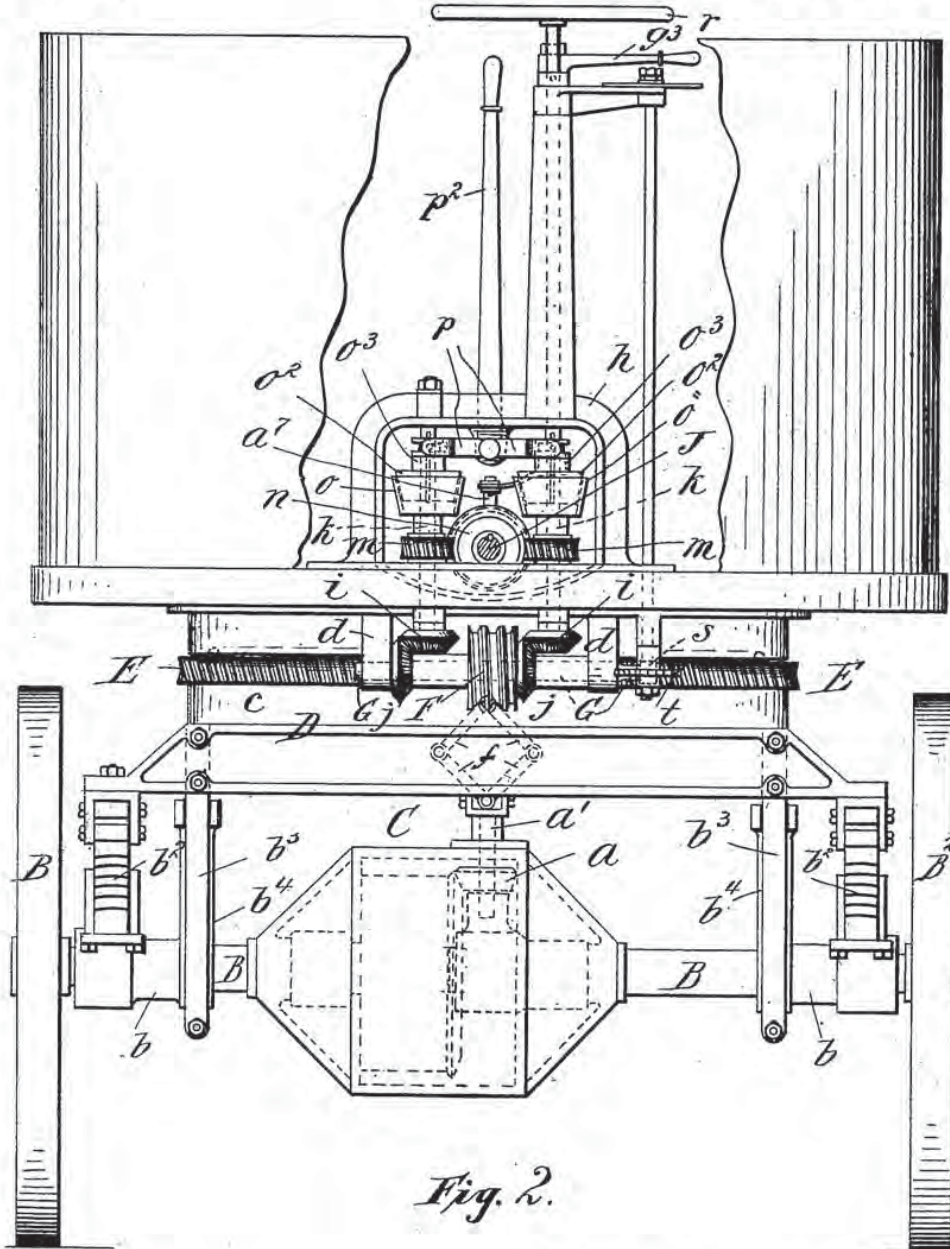


Fig. 2.

Inventor

J. Frank Duryea,
by Mr. F. Bellows,

Attorney

Witnesses
Geo. C. Fruch.
A. W. Allen

No. 714,878.

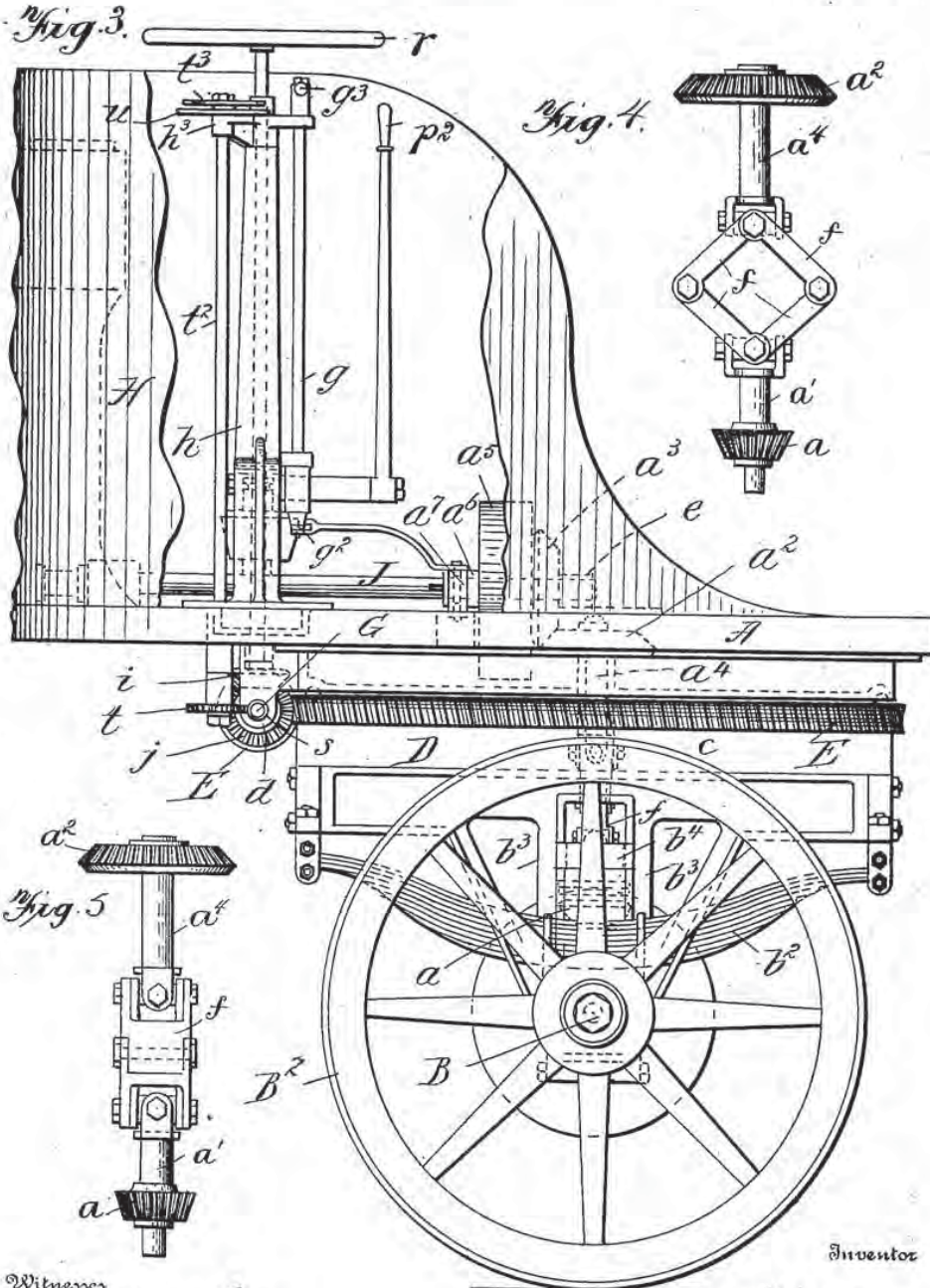
Patented Dec. 2, 1902.

J. F. DURYEA. STEERING MECHANISM FOR VEHICLES.

(Application filed May 10, 1900.)

(No Model.)

3 Sheets—Sheet 3.



Witnesses
Geo. C. Frick
A. W. Allen

Inventor
J. Frank Duryea
 by *H. C. Pillsbury* Attorney

THE MORRIS PETERS CO., PHOTO-LITHO., WASHINGTON, D. C.

UNITED STATES PATENT OFFICE.

JAMES FRANK DURYEA, OF SPRINGFIELD, MASSACHUSETTS.

STEERING MECHANISM FOR VEHICLES.

SPECIFICATION forming part of Letters Patent No. 714,878, dated December 2, 1902.

Application filed May 10, 1900. Serial No. 16,241. (No model.)

To all whom it may concern:

Be it known that I, JAMES FRANK DURYEA, a citizen of the United States of America, and a resident of Springfield, in the county of Hampden and State of Massachusetts, have invented certain new and useful Improvements in Steering Mechanism for Vehicles, of which the following is a full, clear, and exact description.

This invention relates to improvements in motor-vehicles or automobiles, and more particularly to the class of such vehicles wherein the front wheels are both the driven and the steering wheels; and the invention more especially pertains to the mechanisms and controlling appliances whereby the motor may be made available for the propulsion of the vehicle through the front steering-wheels, whereby the motor may be employed to swing the steering-wheels to steer, whereby the motor may be simultaneously caused to both drive and steer, and whereby the motor may only drive the steering-wheels, the steering being operated manually.

The improved mechanism is especially useful on large and heavy motor wagons or trucks in which, especially at the time of starting the same, considerable power is necessary to change the relative position of the wheels under the body.

Another object of the invention is to insure that in the operation of the steering mechanism when the connections for changing the positions of the wheels toward one side are in engagement the connections for reversely changing the positions of the wheels must be necessarily out of engagement.

Another object of the invention is to provide an indicator observable at the place occupied by the rider or person in control of the motor-wagon for enabling him to know whether the steering-wheels range straight with the length of the vehicle or are turned to either side, this being especially advantageous at the time of starting the vehicle, which may have been left with the front wheels considerably deflected toward either side of the wagon.

The invention consists in combinations and arrangements of mechanisms and appliances and in constructions and combinations of

parts, all substantially as hereinafter fully described, and set forth in the claims.

Reference is to be had to the accompanying drawings, in which the views show the forward portion of the motor-vehicle having an engine or motor mounted thereon and showing the forward driving and steering wheels and the means for controlling the driving and steering, and in said drawings—

Figure 1 is a plan view. Fig. 2 is a front view with parts broken away and the engine-shaft being seen in cross-section as taken next to the rear of the engine. Fig. 3 is a side elevation. Figs. 4 and 5 are views in detail at right angles to each other of articulated driving connections hereinafter particularly referred to.

In the drawings, A represents the forward portion of the body of the motor-wagon or automobile vehicle, beneath which is the divided axle B for the forward wheels B² B², which are in this mechanism both the driving and the steering wheels, and, as common in the divided axles for the driving-wheels of motor-vehicles, the two adjacent parts of the axle are equipped with the compensating gearing indicated within the casing C, and comprised in which compensating gearing is the bevel gear-wheel A, to which continuous rotary motion may be imparted through driving connections from the engine thereto to secure the propulsion of the vehicle.

Above the divided axle is a truck-frame D, there being interposed between the truck-frame and the journals *b b* for the axles the spring *b²*, and the truck-frame has the depending pedestals *b³*, in which guide-blocks or parts *b⁴* of the axle-journals have relatively thereto a vertical play. The platform-like upper part *c* of the truck-frame supports thereon the large worm-wheel E, meshing with which is the worm F, the same being carried as a fixed part on a shaft G, which is horizontally and transversely mounted in the hangers or brackets *d d*, which are secured to and depend below the bottom of the wagon-body A.

H indicates the engine or motor, supported at extreme forward part of the wagon, the main or driving shaft J of the engine extending longitudinally along about the central line

of the wagon near the wagon-bottom, and its rear end is mounted in the journal-lug *e*, rising suitably above the bottom of the wagon-body. On the rear end portion of the shaft 5 is a bevel gear-wheel a^3 , which rotates in a vertical plane and in mesh with which is a bevel gear-wheel a^2 , which is mounted on the upper end of a vertical shaft a^1 , which shaft is shackled to the shaft-section a' of the bevel gear-wheel a , which is in driving connection 10 with the axle-sections B B.

For the reason that the gear-wheel and shaft section a^2 a^4 have vertical movements relatively to the wheels and axle corresponding to the movements of the spring-supported wagon-body and the gear-wheel a and its shaft-section a' are practically or relatively immovable the shaft-sections a' and a^4 are united by the double toggles f , which are articulated in 15 such manner that the endwise contraction of the two shaft-sections is readily permitted, but so that the turning of the upper shaft-section insures necessarily the turning of the lower shaft-section and the gear thereon.

The gear a^3 is understood as being loose on the engine-shaft J, and this gear-wheel a^3 has as one therewith the loose clutch-wheel a^5 , also loose on the engine-shaft, and with the grooved hub a^6 , which is splined to slide on the shaft J and which operates the shoes of the clutch, which may be of the most common and well-known type, the yoke a^7 is engaged, said yoke having the extension or connecting-rod a^8 , with which is connected or 20 engaged an arm or lever g^2 , which is carried at the lower end of a vertical shaft or post g , which at its upper end is provided with the operating-lever handle g^3 . The said shaft g or rotatable post is mounted in its vertical 25 position in suitable bearings or brackets of the supporting structure, (indicated in a general way by the letter *h*.)

Of course it is apparent that by properly swinging the handle-lever g^3 in a horizontal 30 plane the engine will be in or out of driving connection with the front-wheel axle.

Mounted on the elongated hubs of the aforementioned worm F are bevel gear-wheels j j for rotations in vertical planes as one with 35 the shaft G, and both gear-wheels i i are in mesh with the said gears j j , the same being fixed at the lower ends of vertical shafts k k , which extend from the positions of said gears i below the wagon-body upwardly through 40 the latter and have suitable bearings both near their lower ends and also in the arch-like part of the supporting frame or casting *h*.

Loose on the shafts k k are worm-wheels m m , intermediate between and in engagement with both of which is a worm n , (seen 45 in Fig. 2,) said worm being fast on the engine-shaft J. Formed with or affixed to move in unison with the normally free-running worm-wheels m m are annular clutch members o o , for coaction with which are arranged 50 the correspondingly-provided clutch members o^2 o^2 , which are carried by the rotatable

sleeves o^3 , which slide vertically on the shafts k , but have spline engagements therewith, whereby they are rotated in unison with said 55 shafts.

p represents a two-armed lever, (best seen in Fig. 2,) the same being intermediately pivoted beneath the upper part of the arch-like supporting-casting *h* and between the said 60 shafts k k , and the extremities of the arms p are formed into yokes which engage the clutch-sleeves of the parts o^3 , and the extended intermediate journal-stud or rock-shaft, of which the said lever-arms p are extensions, has affixed thereto the upwardly-extending operating-lever handle p^2 . It will be understood that for the reason that the worm-wheels m m are, as shown in Fig. 2, arranged 65 on opposite sides of the worm n the said worm-wheels will be rotated by the worm in reversed directions, and so will be the shafts k k , one after the other, if placed in clutch with the respectively-provided worm-wheel, and rotational movement of either shaft imparted 70 thereto from the power-driven worm n when such shaft is in clutch with its worm-wheel will correspondingly turn the shaft G, which is below the wagon-body and on which is the worm F, so that the rotational movement of 75 said worm F will cause the partial turning of the large worm-wheel E and the front running-gear on which said large worm-wheel is an equipment. Thus it will be seen that the steering of the vehicle either to the right or 80 to the left may be accomplished, using the engine-power of the vehicle as the force for causing the deflection of the front-wheel axle and body under the control of the rider, who has merely to manipulate the clutch-operating lever p^2 . 85

In addition to the capability for the power-steering, as just explained, one of the shafts k (it is immaterial which) may be upwardly 90 extended, as seen in the drawings, and provided with a hand-wheel r , by means of which to operate the shaft on which it is mounted manually. Therefore by leaving the lever p^2 in its upright position, so that both of the shafts k k are out of connection with the engine-shaft, the entire steering may be performed by turning the hand-wheel in either 95 direction, as required.

For the reason that in many types of motor-vehicles in which the present steering mechanism is applicable the steering-wheels will 100 not be visible to the person in control of the vehicle I make provision whereby the position of the wheels is indicated, the same consisting of a small worm s on the end of the shaft G, with which is in mesh a worm-wheel 105 t , the same being supported at the lower end of a vertical shaft t^2 , the upper end of which is journaled through a bracket h^3 , supported by the casting *h* at an upper extension thereof, and also supported movably on this bracket is a dial-plate u , while the upper end of the shaft has fast thereto an index or pointer t^3 . 110 The dial-plate may have graduations and in-

dicating characters as means for increased convenience of the person in charge of the running of the motor-vehicle.

The worm-wheel E, provided as an equipment to the steering-axle, and with which worm-wheel the axle must necessarily turn in unison, and the worm on the vehicle-body having the capability of being turned by the application of intelligently-directed power from above the body constitute valuable features in the present invention for improvements in motor-wagons, more especially because the worm-wheel and worm constitute a lock against any force tending to turn or swing the axle, which may be directed by pressure or stress on or through the wheels and axle, while at the same time the movements for the proper steering may be most readily imparted through the appliances (either power or manually operated) for turning the worm.

Having thus described my invention, what I claim, and desire to secure by Letters Patent, is—

1. A vehicle having on its body a motor-driven shaft, a clutch-engaged gear-wheel to be driven by said motor-shaft, and a depending shaft-section, the axle for the forward wheels arranged under said depending shaft-section and a gear-wheel in driving connection with the axle having a rising shaft-section, means of engagement between said shaft-sections whereby they rotate in unison, but may have contracted and distended relations, journal-sleeves surrounding said axles, having upward extensions $b^2 b^4$, and supporting the springs, a part, D, supported by said springs having the pedestals depending over and embracing said journal-sleeve extensions, and on which part D the forward part of the vehicle-body rests, and between which said part and body there is relatively a swiveling movement and means provided and actuated on the body, and operating on the said part D, for turning same, substantially as described.

2. A vehicle having on its body a motor-driven shaft, a clutch-engaged gear-wheel, to be driven by said motor-shaft, and having a depending shaft-section, the part D, having the worm-wheel, E, below the body and relatively to which it turns about the axis of said shaft-section, and provided with the pedestals b^3 , the axle having the journal-sleeves provided with the rising extensions b^4 engaging and adapted to play within, said pedestals, and having supported thereon the springs on which said part D is yieldingly mounted, a gear-wheel in rotatably-driving connection with the axle, having the upstanding shaft-section, double links jointed to the two said shaft-sections, a worm supported by the body, engaging said worm-wheel, and mechanism intervening between the motor-shaft and said worm connected with the worm and having clutching and unclutching connections with

the motor-shaft, substantially as and for the purposes set forth.

3. In a motor-vehicle the combination with the forward axle, equipped with a worm-wheel, of the vehicle-body carrying a motor and provided with a worm in engagement with the worm-wheel, which worm has, to rotate in unison therewith, two gear-wheels, two shafts located at opposite sides of the motor-shaft, on which are gear-wheels meshing said two gears provided to the worm, a worm mounted on the motor-shaft, worm-wheels $m m$ loosely mounted on the said two shafts and engaging at opposite sides of the said motor-shaft worm, clutch members mounted on and constrained to turn with said two shafts, and adapted to be thrown into engagement with said worm-wheels $m m$, for the purpose set forth.

4. In a motor-vehicle, the combination with the forward axle, equipped with a worm-wheel, of the vehicle-body carrying a motor and provided with a worm, in engagement with the worm-wheel, which worm has, to rotate in unison therewith, two gear-wheels, two shafts located at opposite sides of the motor-shaft, on which are gear-wheels meshing said two gears provided to the worm, a worm mounted on the motor-shaft, worm-wheels $m m$ loosely mounted on the said two shafts and engaging at opposite sides of the said motor-shaft worm, clutch members mounted on and constrained to turn with said two shafts, and mechanism for controlling said clutches having united members engaging both thereof, whereby when one is in engagement with its adjacent worm-wheel m , the other clutch necessarily is placed out of engagement with the other worm-gear, substantially as described.

5. In a motor-vehicle the combination with the forward axle, equipped with a worm-wheel, of the vehicle-body carrying a motor and provided with a worm in engagement with the worm-wheel, which worm has, to rotate in unison therewith, two gear-wheels, two shafts located at opposite sides of the motor-shaft, on which are gear-wheels meshing said two gears provided to the worm, a worm mounted on the motor-shaft, worm-wheels $m m$ loosely mounted on the said two shafts and engaging at opposite sides of the said motor-shaft worm, and having clutch members $o o$, clutch members $o^2 o^3$ sliding on and turning with said two shafts, and having grooved extension-sleeves o^3 , a handle-lever p^2 mounted for a rocking motion and leaving the double lever members $p p$ which engage said clutch-sleeves o^3 , substantially as described.

6. The combination with the vehicle-body having the shaft provided with the worm F and the worm s , the front-wheel axle equipped with the worm-wheel E, with which the worm F is in engagement, means for causing the rotation of the said worm F in either direc-

tion, a shaft having a worm-wheel *t* in engagement with worm *s*, and having an indicator, substantially as and for the purpose set forth.

5 7. In a motor-vehicle in combination, the front-wheel axle supporting the worm-wheel in unison with which the axle is constrained to turn or swing horizontally, the vehicle-
10 body having the motor and its shaft mounted thereon, and provided with the gear-wheel *a*³, a clutch for connecting and disconnecting said gear-wheel with and from the axle, and means for operating the clutch, the shaft *G*
15 *F* and the bevel-gears *j j*, the shafts *k k* mounted on the body at opposite sides of the motor-shaft, a worm *n* on the motor-shaft, worm-wheels *m m* loose on the shafts *k k* having
20 clutch members, clutch members turning with, but slidable along, said shafts *k*, coacting with the worm-wheel clutch members, means for manually operating the sliding
25 clutch members simultaneously in opposite directions, and means for manually rotating one of said shafts *k* in either direction, substantially as and for the purposes set forth.

8. In a motor-vehicle in combination, the front-wheel axle having the spring-supported truck-frame *D* provided with a worm-
30 wheel *E*, and a vertical shaft-section *a'* with

a gear in driving connection with the axle, the vehicle-body having the shaft-section *a*⁴ link-connected with shaft-section *a'*, the engine-shaft having the worm *n*, and the loose
35 clutch-wheel *a*⁵ geared to the shaft-section *a*⁴, the clutch-sleeve turning with and movable along the engine-shaft, the lever *g*³ and connections between same and the clutch-sleeve, the shaft *G* supported below the motor-body,
40 having the worm *E* engaging said worm-wheel, and having the bevel gear-wheels *j j*, the vertical shafts *k k* at opposite sides of the engine-shaft having the gear-wheels, *i i*, meshing the ones *j* and having loose thereon
45 the worm-wheels *m m* both meshing said engine-shaft worm, and provided with clutch members the clutch-sleeves turning with and slidable along the shafts *k k* cooperating with the worm-wheel clutch members, the two-
50 armed lever *p* and common operating handle-lever *p*² and a means for manually turning one of said shafts *k*, substantially as described.

Signed by me at Springfield, Massachusetts, in presence of two subscribing witnesses.

J. FRANK DURYEA.

Witnesses:

WM. S. BELLOWS,
NETTIE M. BELLOWS.

APPENDIX E

Follow:

- [GAMES](#)
- [THESAURUS](#)
- [WORD OF THE DAY](#)
- [VIDEO](#)
- [WORDS AT PLAY](#)
- [FAVORITES](#)



[SINCE 1828](#)

[Menu](#)

Dictionary

- Dictionary
- Thesaurus
- Scrabble
- Spanish Central
- Learner's Dictionary

technology

An Encyclopedia Britannica Company

- [GAMES](#)
- [THESAURUS](#)
- [WORD OF THE DAY](#)
- [VIDEO](#)
- [WORDS AT PLAY](#)
- [FAVORITES](#)

Follow:



Raise your manufacturing IQ

Get your free e-guide

technology

[play](#)

noun tech·nol·o·gy /tek-'nā-lə-jē/

Popularity: Top 1% of lookups

Simple Definition of *technology*

- the use of science in industry, engineering, etc., to invent useful things or to solve problems
- a machine, piece of equipment, method, etc., that is created by technology

Source: Merriam-Webster's Learner's Dictionary

[Examples: technology in a sentence](#)

- -
- -
- -
- -
- -

Full Definition of *technology*

plural

technologies

1. *1a*: the practical [application](#) of knowledge especially in a particular area : [engineering](#) 2 <*medical technology*>*b*: a capability given by the practical application of knowledge <*a car's fuel-saving technology*>
2. *2*: a manner of accomplishing a task especially using [technical](#) processes, methods, or knowledge <*new technologies for information storage*>
3. *3*: the specialized aspects of a particular field of endeavor <*educational technology*>

technologist

[play](#) \-jɪst\ *noun*

See [technology](#) defined for English-language learners

See [technology](#) defined for kids

Examples of *technology* in a sentence

1. One by one, the pieces take flight: a parachute, the stowed Martian balloon—a Montgolfiere hot-air type, named for the French brothers who pioneered the *technology* in 1782—and a sensor package with guidance system, radio transmitter, and video camera. —Joe Pappalardo, *Air & Space*, June/July 2006
2. There's no question the industry has been subjected to a great deal of competitive pressure over the past decade or so, with promises of more to come as the Internet and wireless *technology* transform the way Americans receive news and information. —*Wall Street Journal*, 14 Mar. 2006
3. The rapid shift in *technology* over the last 10 years has created an entirely new world in which viruses can replicate. While in 1989, viruses were primarily spread by “sneakernet,” as users walked diskettes from machine to machine, modern viruses ... are capable of spreading around the world in the blink of a digital eye. —Sarah Gordon, *Information Security*, November 1999
4. ... all *technology* and energy revving up for the greatest clash of arms in history. —William Styron, *This Quiet Dust And Other Writings*, (1953) 1982
5. Recent advances in medical *technology* have saved countless lives.
6. The company is on the cutting edge of *technology*.
7. The government is developing innovative *technologies* to improve the safety of its soldiers.
8. How can we apply this new *technology* to our everyday lives?
9. The car has the latest in fuel-saving *technology*.

Are you ready for 5G?

Prototype and design next-gen wireless communications systems.



Origin and Etymology of *technology*

Greek *technologia* systematic treatment of an art, from *technē* art, skill + *-o-* + *-logia* -logy

First Known Use: 1859

Rhymes with *technology*

[andrology](#), [anthology](#), [apology](#), [astrology](#), [biology](#), [bryology](#), [cetology](#), [Christology](#), [chronology](#), [conchology](#), [cosmology](#), [cryptology](#), [cytology](#), [dendrology](#), [doxology](#), [ecology](#), [enology](#), [ethnology](#), [ethology](#), [fetology](#), [garbology](#), [gemology](#), [geology](#), [graphology](#), [hanology](#), [histology](#), [homology](#), [horology](#), [hydrology](#), [hymnology](#), [Indology](#), [limnology](#), [lithology](#), [mixology](#), [morphology](#), [mycology](#), [myology](#), [mythology](#), [necrology](#), [nephrology](#), [neurology](#), [nosology](#), [oncology](#), [ontology](#), [oology](#), [pathology](#), [pedology](#), [penology](#), [petrology](#), [phlebology](#), [phonology](#), [phrenology](#), [phycology](#), [proctology](#), [psychology](#), [scatology](#), [seismology](#), [serology](#), [sexology](#), [sinology](#), [symbology](#), [tautology](#), [tetralogy](#), [theology](#), [topology](#), [trichology](#), [typology](#), [ufology](#), [urology](#), [virology](#), [zoology](#)

Phrases related to TECHNOLOGY

Related Phrases

- [technology park](#)

TECHNOLOGY Defined for Kids

technology

[play](#)*noun* tech·nol·o·gy \tek- 'nā-lə-jē**Definition of *technology* for Students***plural***technologies**

1. 1 : the use of science in solving problems (as in industry or engineering)
2. 2 : a method of or machine for doing something that is created by technology

Medical Dictionary**technology**[play](#)*noun* tech·nol·o·gy \-jē**Medical Definition of *technology****plural***technologies**

1. 1: the science of the application of knowledge to practical purposes : applied science
2. 2: a scientific method of achieving a practical purpose.

technological\,tek-nə-'lāj-i-kəl\ [play](#) *also***technologic**\-ik\ [play](#) *adjective***Learn More about *technology***

1. Medical Dictionary: [Definition of *technology*](#) Spanish Central: [Translation of *technology*](#) English: [Translation of *technology* for Spanish speakers](#) Britannica English: [Translation of *technology* for Arabic speakers](#)

Seen and Heard

What made you want to look up *technology*? Please tell us where you read or heard it (including the quote, if possible).

81 Comments

Sort by [Newest](#)

Add a comment...



Sara M. Rashed · Math Teacher at Nozha Language Schools

Nowadays I'm studying a course in my diploma and one of the items given in the first session will be "The definition of technology" and I wanted to look it up just to have an idea about it

Like · Reply · May 21, 2016 3:30am

[Load 10 more comments](#)

Facebook Comments Plugin



The Shocking Truth About Annuities
 If you have a \$500,000 portfolio, uncover truths about annuities by reading *Annuity Insights: Nine Questions Every Annuity Owner Should Ask* from *Forbes* columnist Ken Fisher's firm.
 Click Here to Download Your Guide!

WORD OF THE DAY

hermetic

[play](#)

airtight or solitary

Get Word of the Day daily email!

SUBSCRIBE

[technical knockout](#)

[technical sergeant](#)

[technical traverse](#)

[technician](#)

[technicist](#)

[technicize](#)

[technicology](#)

[technicolor](#)

[technicum](#)

[technique](#)

PENDING NOW

[techno-](#)

[techno-epitaphium](#)

[technocracy](#)

[technocrat](#) Britain voted to exit the EU

[technocratic](#)

[technocratism](#)

[technol](#)

[technological](#) Of relating to, or suggesting a prison

[technologize](#)

[technologist](#)

[technophile](#)

[technophobia](#) The word has a special meaning in British English

[technopop](#)

[technopreneur](#)

[technopreneurism](#) Senate Democrats launched a filibuster

[techno-thriller](#)

[-techno](#) Assault rifle

[techy](#)

[tecono](#) A rifle designed for military use

[teco](#)

SEE ALL

[tecoma](#)

[tecs](#)

BROWSE DICTIONARY

[techorch](#)

[tectibranchia](#)

[tectiviviparous](#)

[tectiform](#)

[tectofugal](#)

[tectogene](#)

[tectona](#)

[tectonic](#)

Next

I'm here when everyone forgets how to drive.

State Farm

Debra Daniels, Ins. Agcy. Inc.
Debra Daniels, Agent
Lacey, WA 98516

Contact Me ▶

WORD GAMES

Take a 3-minute break and test your skills!



Which of the following words means "of or relating to summer"?

estival hiemal vernal brumal



Test your visual vocabulary with our 10-question challenge!

TAKE THE QUIZ



Test Your Knowledge - and learn some interesting things along the way.

TAKE THE QUIZ

Words at Play



Singular 'They'

Everything old is new again



Underwhelm

Yes, 'overwhelm' came first



Warranty vs. Guarantee

We guarantee you'll find this interesting



The Scoop on Sherbet vs. Sherbert

They taste the same

Ask the Editors



Alright vs. All Right

Is 'alright' all right?



How Icy Greenland Got Its Name

Was 'Even Icier Land' taken?



Irregardless

It is in fact a real word (but that doesn't mean you should use it).





[Weird Plurals](#)

[One goose, two geese. One moose, two... moose. What's up with that?](#)

Word Games



[Words for Summer – A Quiz](#)

[Test your knowledge of words related to the season of longer days and vacations.](#)

[Take the quiz](#)



[Pants On Fire - A Quiz](#)

[Test your knowledge of words for lies, liars, and those being lied to. In other words, everyone.](#)

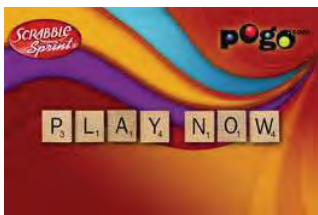
[Take the quiz](#)



[Name That Thing](#)

[Test your visual vocabulary with our 10-question challenge!](#)

[Take the quiz](#)



[SCRABBLE® Sprint](#)

[SCRABBLE® fans, sharpen your skills!](#)

[Play the game](#)
[Merriam Webster](#)

Learn more from every day. Delivered to your inbox.

Your email address >

OTHER MERRIAM-WEBSTER DICTIONARIES

- [SPANISH CENTRAL](#)
- [LEARNER'S ESL DICTIONARY](#)
- [WORDCENTRAL FOR KIDS](#)
- [VISUAL DICTIONARY](#)
- [SCRABBLE® WORD FINDER](#)
- [MERRIAM-WEBSTER'S UNABRIDGED DICTIONARY](#)
- [BRITANNICA ENGLISH - ARABIC TRANSLATION](#)
- [ENGLISH - SPANISH-ENGLISH TRANSLATION](#)

FOLLOW US

- [facebook](#)
- [twitter](#)
- [youtube](#)
- [instagram](#)
- [Home](#)
- [Help](#)
- [Apps](#)
- [About Us](#)
- [Shop](#)
- [Advertising Info](#)
- [Dictionary API](#)
- [About Our Ads](#)
- [Contact Us](#)
- [The Open Dictionary](#)
- [Word of the Year](#)
- [Privacy Policy](#)
- [Terms of Use](#)
- [Browse the Dictionary](#)
- [Browse the Thesaurus](#)
- [Browse the Spanish-English Dictionary](#)
- [Browse the Medical Dictionary](#)

© 2015 Merriam-Webster, Incorporated



[Singular 'They'](#)



[Words for Summer – A Quiz](#)



[9 Obscure Words for Feelings](#)



[Alright vs. All Right](#)

APPENDIX F

Jan. 30, 1962

F. W. MEREDITH ET AL

3,018,661

AIRCRAFT INSTRUMENTS

Filed March 4, 1957

3 Sheets-Sheet 1

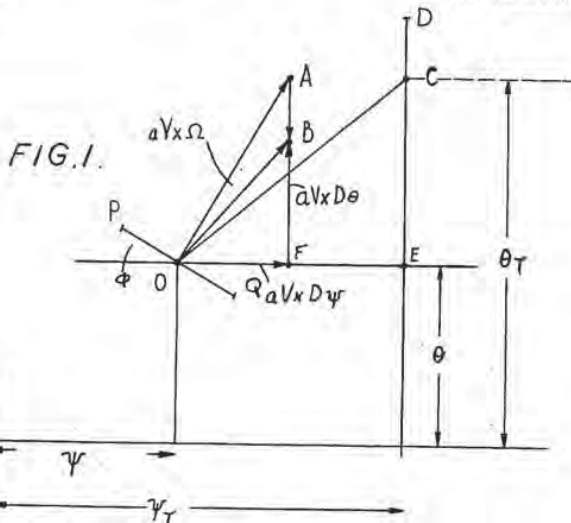
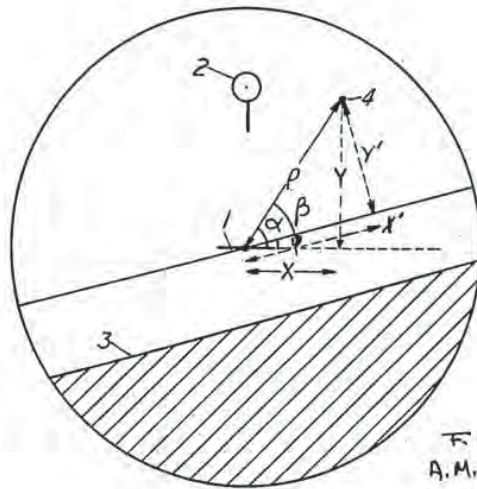


FIG. 2.



F. W. MEREDITH
A. M. A. MAJENDIE

Inventors

By *Maxwell Hall*
Attorneys

Jan. 30, 1962

F. W. MEREDITH ET AL
AIRCRAFT INSTRUMENTS

3,018,661

Filed March 4, 1957

3 Sheets-Sheet 2

FIG. 3.

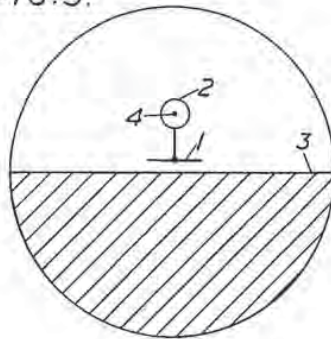


FIG. 4.

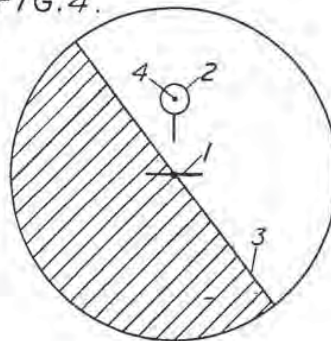
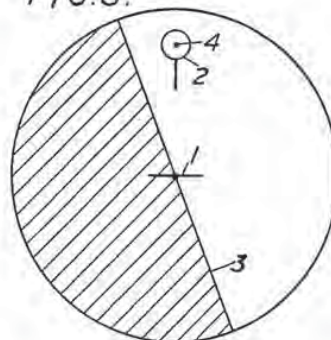


FIG. 5.



F. W. MEREDITH &
A. M. A. MAJENDIE

Inventors

By *Thos. J. Hall*
Attorneys

Jan. 30, 1962

F. W. MEREDITH ET AL

3,018,661

AIRCRAFT INSTRUMENTS

Filed March 4, 1957

3 Sheets-Sheet 3

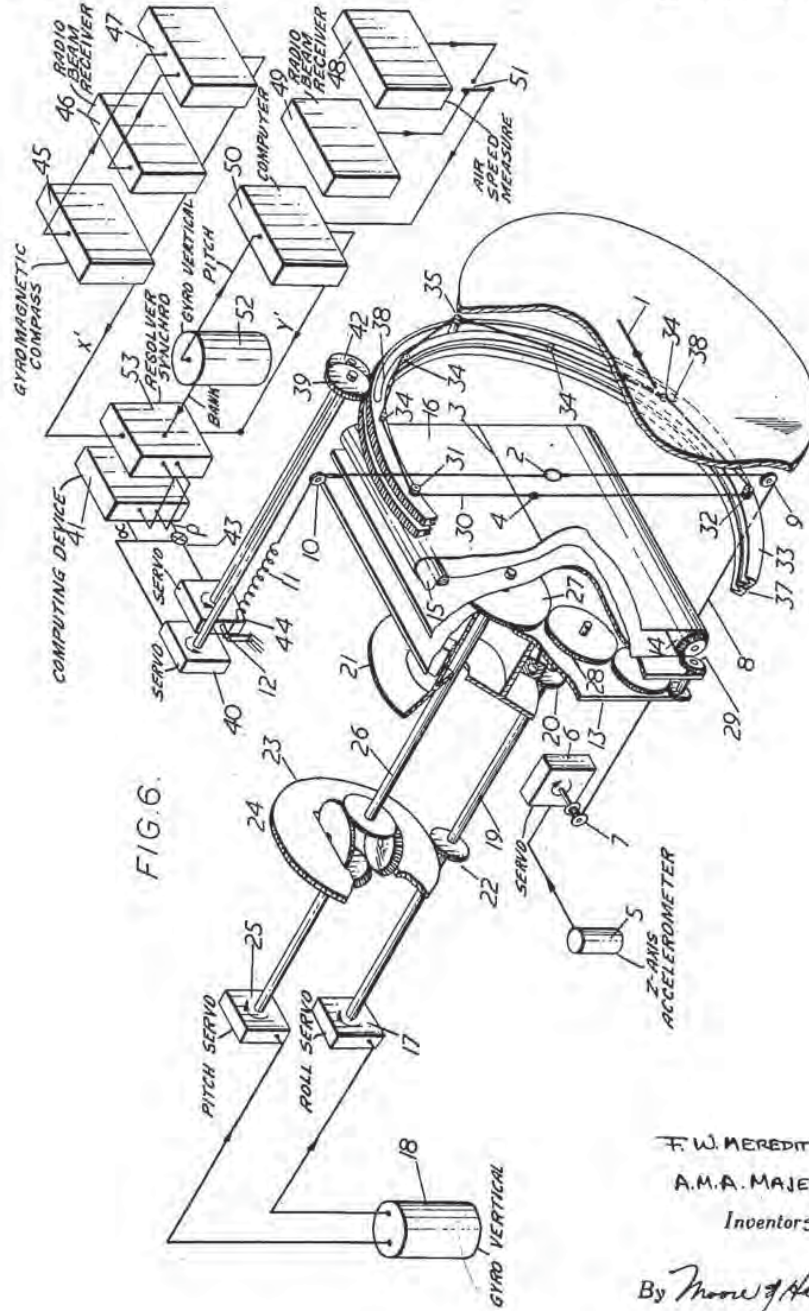


FIG. 6.

F. W. MEREDITH
 A. M. A. MAJENDIE
 Inventors

By *Thomas J. Keel*
 Attorneys

1

3,018,661

AIRCRAFT INSTRUMENTS

Frederick William Meredith, "Ardvarna," Cleeve Hill, Cheltenham, England, and Alastair Michael Adair Majendie, High Ridge, Winter Hill, Cookham Dean, England

Filed Mar. 4, 1957, Ser. No. 643,835
11 Claims. (Cl. 73-178)

The present invention relates to aircraft instruments for assisting the control of an aircraft by a human pilot in such a manner that the direction of its line of flight (that of its flight vector) is such as to achieve and maintain a desired flight path.

It is an object of the present invention to provide an aircraft instrument constructed to facilitate the control of an aircraft simultaneously in pitch and roll by a human pilot and which preferably is combined with means to display the pitch and roll attitude of the aircraft to give a readily appreciated indication of the actual attitude of the aircraft and the action which is required to attain the desired flight path.

The attitude of an aircraft can be defined by the directions of three mutually perpendicular axes in the aircraft through its centre of gravity. The X and Z axes lie in the symmetry plane, the X axis being a fixed line, pointing forward, approximately parallel to the centre line of the body, and the Z axis at right angles to this and pointing downward when in straight and level flight. The Y axis is normal to the plane of symmetry and directed towards the starboard wing. It is convenient to fix the direction of the X axis to point in the direction of flight (the wind axis) in normal undisturbed flight. During any changes from straight and level flight the X axis may deviate from the wind axis, the angular deviation in the symmetry plane being the change of angle of incidence and the angular deviation normal to this being the sideslip angle. In correct operation of an aircraft, both these angles are sufficiently small that the difference which they could make on the display to be described can be ignored. Thus it is assumed that the flight vector (whose direction is that of the wind axis and whose magnitude is equal to the airspeed) coincides with the X axis of the aircraft in all conditions.

It is convenient to resolve every force or acceleration into components, one along the X axis and the other in the YZ plane, hereinafter referred to as the normal plane. The algebraic sum of the components of the forces along the X axis, including forces produced aerodynamically, by the propulsive mechanism, and by the action of gravity, determines the rate of change of the magnitude of the flight vector. The vector sum of the components of the forces in the normal plane determines the magnitude and direction of the rate of turn of the flight vector. In the absence of side slip and also, as will be assumed, in the absence of transverse wind components, the component of the aerodynamic forces in the normal plane must coincide with the Z axis.

For a complete understanding of the invention it is desirable to refer to three special frames of reference, defined by appropriate sets of axes:

By the term absolute aircraft axes we mean a set of axes which instantaneously coincide with the aircraft axes but are non-rotating and of which the origin is falling free. Thus a mass free from restraint will be unaccelerated in relation to absolute axes as defined.

By the term roll stabilised axes we mean a non-rotating set of axes in which the origin coincides with the origin of the aircraft axes, the X axis instantaneously coincides with the aircraft X axis but the Y axis is horizontal and the Z axis is never above the horizontal.

By the term roll stabilised absolute axes we mean a

2

set of axes which instantaneously coincide with the roll stabilised axes, are non-rotating and of which the origin is falling free.

By the term absolute acceleration we mean the external force to which the aeroplane is subject (excluding gravity) divided by the mass of the aircraft, i.e. the acceleration of the aircraft referred to absolute axes.

By the term normal plane acceleration we shall mean that component of acceleration normal to the flight vector, i.e. in the normal plane.

In these definitions and throughout this specification and the appended claims, the effects of wind on the aircraft are ignored.

In accordance with the invention we provide an instrument having an index, means to displace the said index relative to a datum in accordance with the normal plane absolute acceleration along the Z axis, a further index and means to displace the further index in relation to the datum in accordance with a demanded value (both as to magnitude and direction) of the normal plane absolute acceleration, whereby manoeuvre of the aircraft, by banking to rotate the direction of the demanded normal plane absolute acceleration relative to the aircraft and by pitching to vary the magnitude of the normal plane absolute acceleration so as to superpose the index and the further index results in the attainment of the demanded normal plane absolute acceleration.

One convenient method for displaying the normal absolute acceleration is by displacement of the index along a line whose orientation is fixed relative to the case of the instrument. The datum for the normal absolute acceleration may be defined by a fixed index indicative of the Y or transverse axis of the aircraft.

A conventional representation of the horizon may be provided, displaced relative to the fixed index in accordance with the pitch and roll attitude of the aircraft.

A convenient method of displaying the demanded normal plane absolute acceleration is by displacement of the further index along and at right angles to the horizon, in accordance with the components of demanded normal plane absolute acceleration in these directions.

An instrument according to the present invention thus may display to a pilot information relating to the present attitude and normal plane absolute acceleration of his aircraft, and simultaneously the normal plane absolute acceleration which the aircraft should assume to follow some desired flight path.

It will be seen that by use of the invention the required manoeuvre demands are displayed in relation to one of the two sets of absolute axes. This is particularly advantageous, since the acceleration force under the control of the pilot produces accelerations in relation to these axes.

The invention, and various embodiments thereof, will now be described with reference to the accompanying drawings, of which

FIGURE 1 shows diagrammatically the attitude of an aircraft, the direction of its flight vector, the normal absolute acceleration to which it is subjected, and the component of gravity in the normal plane.

FIGURES 2 to 5 show the display provided by an instrument embodying features of the present invention in various flight conditions.

FIGURE 6 shows schematically one particular form of instrument constructed in accordance with the present invention.

Referring to FIGURE 1 the point O represents, by means of a suitable projection, the intersection of the aircraft X-axis with the surface of a reference sphere centred on the aircraft. The aircraft attitude is denoted

by the angles: ψ heading; θ pitch; ϕ bank; as conventionally defined.

The transverse of Y axis of the aircraft is indicated by the line POQ. The desired on-target attitude is shown by point C, where the desired values of heading and pitch are indicated as ψ_T and θ_T .

The normal plane absolute acceleration of magnitude Ng is represented by a vector of length aNg ("a" being a scale factor, "N" being a positive number and "g" the acceleration due to gravity) indicated at OA.

The component of acceleration, referred to fixed axes, due to gravity in the normal plane is of magnitude $g \cos \theta$ and is at an angle $(90^\circ - \phi)$ to the transverse axis of the aircraft. It may thus be represented by a vector AB of length $ag \cos \theta$ in the direction of θ decreasing. Thus the vector OB represents the acceleration referred to fixed axes in the plane normal to the flight vector, which is, in accordance with ordinary dynamical principles, the vector product $V \times \Omega$ where Ω is the instantaneous rate of rotation of the flight vector and V is the flight vector. OB thus has length $aV \times \Omega$. Vector OB can be resolved into a horizontal component $aD \times D\psi$ and a component at right angles thereto $aV \times D\theta$. Here and elsewhere the symbol "D" is used to represent the operator of differentiation with respect to time. OE, in the direction of ψ increasing, represents the discrepancy between demanded and actual heading and EC, in the direction of θ increasing, represents the discrepancy between demanded and actual pitch. The discrepancies $(\psi_T - \psi)$ and $(\theta_T - \theta)$ may be denoted $-\psi_E$ and $-\theta_E$ respectively.

If now the aircraft is manoeuvred so that B and C coincide and ψ_T and θ_T are fixed, we shall have the relations

$$\begin{aligned} aV \times D\psi_E + \psi_E &= 0 \\ aD \times D\theta_E + \theta_E &= 0 \end{aligned}$$

i.e. the flight vector subsides on to the desired direction with time constant aV (if V is constant).

It is evident that the point C, which has been defined as determined by a demanded direction, may also be regarded as defined by a demanded acceleration referred to fixed axes in the normal plane.

It will be seen that precisely the same result may be attained by introducing a further vector CD, extending in the direction of θ increasing, of magnitude $ag \cos \theta$, i.e. equal and opposite to vector AB, and controlling the aircraft in such a manner that point A lies on point D.

It will be appreciated that the vector OC represents, referred to axes through O in the direction of ψ increasing and θ increasing respectively, the required normal plane acceleration referred to roll stabilised axes, whereas the vector OD represents the same quantity referred to roll stabilised absolute axes. Also the vector OB represents the actual normal plane acceleration referred to roll stabilised axes and OA represents the same quantity referred to absolute roll stabilised axes, i.e. the normal plane absolute acceleration.

Referred to axes lying along and at right angles to the line POQ, these vectors represent the same quantities referred to the corresponding aircraft axes.

In an instrument in accordance with the present invention the vectors OA and OD are displayed, i.e. the normal plane absolute acceleration (by point A) and the demanded normal plane absolute acceleration (by point D). It will be appreciated that the vector OA represents the quantity, the normal plane absolute acceleration, directly under the pilot's control for the manoeuvre of the aircraft, its direction being controlled by banking and its magnitude by pitching.

Most conveniently the display is provided by movement of points A and D in relation to an index, fixed in the instrument, corresponding to the line POQ.

In the embodiment of the invention shown in the re-

maining figures the instrument indications are provided within the compass of a conventional circular viewing aperture upon an indicator, as shown. In the ensuing description connecting lines indicate channels for the flow of information, which information will be preferably conveyed by amplitude-modulated A.C. signals. A fixed index 1 is provided, in the form of a symbolic representation of the rear view of the wings of an aircraft, its Y axis across the display and Z axis down the display and thus corresponding to line POQ in FIGURE 1. A normal plane absolute acceleration index 2 is provided in the form of a ring with a downwardly-extending line. In accordance with the assumption that the normal plane absolute acceleration is along the aircraft Z axis, index 2 is displaced along the Z axis (positive or negative) of the aircraft representation forming index 1, so that the centre of the circle is displaced from the centre of index 1 by an amount proportional to the normal plane absolute acceleration, under the control of a conventional accelerometer mounted on the aircraft so as to be responsive to acceleration of the aircraft along the Z axis. The accelerometer 5 controls a servo 6 fixed in the indicator. Servo 6 positions a drum 7 upon which is wrapped a wire 8 carrying index 2, the wire passing round pulleys 9, 10, and being attached to one end of a tension spring 11 whose other end is fixed, at 12. The wire 8 and the pulleys 9 and 10 constitute means guiding the index for displacement along a line whose orientation is fixed in the instrument.

Behind indices 1 and 2 is mounted a "roller blind" type of artificial horizon indicator, giving "moving horizon" presentation. This comprises a carriage 13 mounted for rotation about an axis passing through the centre of index 1, the "indicator axis," carrying a pair of rollers 14, 15 over which a flexible band 16 passes. Carriage 13 is positioned by an electric servo system 17 controlled from a remotely situated first gyro vertical 18 in accordance with the roll attitude of the aircraft, the servo system rotating a shaft 19 carrying a pinion 20 engaging with a gear 21 attached to carriage 13. Shaft 19 also carries a pinion 22 engaging with a gear 23 forming one input of a conventional mechanical differential 24. The other input of the differential 24 is positioned in accordance with the pitch attitude of the aircraft by an electric servo 25 also controlled from gyro vertical 18. The output of the differential 24 is transmitted by a shaft 26 lying on the indicator axis. Shaft 26 carries a gear 27 capable of driving, through a train 28 and bevel gears 29, roller 14.

The servo systems 17 and 25 and the various gear ratios are such that the rotation of the carriage 13 relative to the index 1 is equal to the bank angle of the aircraft and rotation of shaft 19 with servo 25 stationary results in no relative movement between gear 27 and carriage 13. It thus follows that roller 14, and hence band 16, are moved in accordance with the pitch attitude of the aircraft, and this movement is such that the total extent of band 16 visible corresponds to about 120° of pitch movement. The band 16 is distinctively coloured to give an indication of the horizon, as at 3, and representations of the zenith and nadir are also provided on the band, so that the index 1 co-operates with the band to give a display corresponding to that of a conventional gyroscope artificial horizon instrument.

A director index 4 is provided, in the form of a dot rather smaller than the internal diameter of the ring of index 2. Director index 4 is positioned so that its distance from the representation of the horizon 3 corresponds to the desired pitch attitude of the aircraft plus $ag \cos \theta$, and its distance from the centre line of the band 16 corresponds to the difference between the desired and actual heading of the aircraft. If lines parallel and perpendicular to the horizon are imagined drawn through the centre of index 1, then it follows from the above that the displacement of index 4 from the imaginary line parallel to the horizon, indicated by Y' in FIGURE 2, is propor-

5

tional to $ag \cos \theta - \theta_B$, and its distance from the line perpendicular to the horizon, indicated at X' in FIGURE 2, corresponds to $-\psi_B$.

The intelligence by means of which index 4 is positioned may be obtained from instruments completely separate from the gyro vertical 18 controlling the position of the band 16.

Index 4 is mounted upon a wire 30 passed round rollers 31, 32 mounted upon a ring gear 33 centred on the indicator axis. Wire 30 lies diametrically across gear 33, and passes round further guide rollers 34 mounted on gear 33, being attached at one point to a peg 35 attached to a further ring gear 37 extending through an arcuate slot 38 in gear 33. Gear 37 is also mounted for rotation about the indicator axis. Gear 33 is engaged by a pinion 39 positioned by a servo 40. Servo 40 is controlled by a first output from a computing device 41, which is proportional to the angle α indicated in FIGURE 2. Gear 37 is engaged by a pinion 42, positioned by a servo 44 controlled by the output from a differential 43. The inputs to differential 43 consist of the two outputs from device 41. The second of these is proportional to the distance ρ indicated in FIGURE 2. Thus it will be seen that the angular position of wire 30 will be given by the angle α , and the radial position of index 4 will be given by the distance ρ .

One manner in which the intelligence for positioning index 4 (i.e. the quantities α and ρ) may be obtained will now be described.

A directional device is provided to generate a signal representing the difference between the actual heading of the craft and the desired heading if some desired flight path is to be followed. In a particular form, as indicated in FIGURE 6, this includes a gyromagnetic compass 45 and a radio device 46, such as a conventional directional radio beam receiver, or a conventional radar installation or instrument landing system, providing a signal representing the bearing of a target being tracked, which respectively provide signals representing the actual heading of the craft and the desired heading if some desired flight path is to be followed. These signals are applied to a computer 47 which generates a signal representing the difference between the signals applied to it. The output from this device is thus proportional to $-\psi_B$, or the quantity X' of FIGURE 2.

An air speed responsive device, indicated at 48, and a further radio device, indicated at 49, such as a conventional glide path receiver or a conventional radar installation providing a signal representing the elevation of a target being tracked, provide signals one or other of which can be applied to the input of a further computer device 50, as indicated by a change-over switch 51. Computer 50 determines from these signals and from pitch signals derived from a gyro vertical 52 the difference between the actual pitch attitude of the aircraft and that required if some desired flight path is to be followed—that is to say the quantity $-\theta_B$. This is added to a signal proportional to $ag \cos \theta$ (derived from intelligence also obtained from gyro vertical 52), to give a total output proportional to the quantity Y' of FIGURE 2.

The X' and Y' signals from devices 47 and 50 are applied to the separate stator inputs of a conventional resolver synchro indicated at 53. The rotor of the resolver is positioned in accordance with the bank angle ϕ under the control of gyro vertical 52, and outputs are obtained from the separate rotor windings respectively proportional to

$$X' \cos \phi - Y' \sin \phi$$

and

$$X' \sin \phi + Y' \cos \phi$$

These quantities are related to ρ and α by the relations

$$\rho \cos \alpha = X' \cos \phi - Y' \sin \phi$$

$$\rho \sin \alpha = X' \sin \phi + Y' \cos \phi$$

They are applied as inputs to computer 41, previously referred to. Computer 41 comprises a further resolver

6

synchro, to the separate stator windings of which the " $\rho \cos \alpha$ " and " $\rho \sin \alpha$ " signals are applied. The rotor of the synchro is positioned by a motor energised from one of the rotor windings of the synchro, which thus positions the rotor so that this winding is at right angles to the resultant field produced by the stator windings, i.e. the rotor is so positioned that its angular displacement from some datum position is equal to α , and a suitable signal generating device positioned by the motor is utilised to give the desired α signal output from computer 41. The signal induced in the second rotor winding will be proportional to ρ and is utilised to provide the ρ signal output from computer 41.

As described above the manoeuvre demand is derived from position information, and the use of the instrument will eventually, if there is no change in the desired flight path, bring the aircraft to a condition of non-turning flight. However, the manoeuvre demand could be, for example, for continuously turning flight at a constant rate of turn.

As noted above, as far as the scale of the display is concerned, it is convenient to make the radius of the visible portion of the band 16, correspond to 60° (i.e. approximately 1 radian) pitch (or heading) deviation, when one at least of the representations of zenith, horizon and nadir on the band will always be in view.

A maximum manoeuvre demand will then be given by

$$aN_g = 1$$

If we limit the maximum acceleration to be demanded in any manoeuvre to, say, $6g$, this means that

$$ag = \frac{1}{6}$$

and the time constant of subsidence will be $\frac{1}{6} V/g$. The displacement of the centre of the ring of index 2 from the centre of index 1 will in conditions of straight and level flight correspond to a normal acceleration of g , and the length of the vertical stroke of the index 2 is preferably such that, under these conditions, its end lies at the centre of index 1. Preferably also in such conditions the centre of index 2 lies at the centre of the display.

FIGURES 3, 4 and 5 show the display in various flight conditions, when the manoeuvre demand is being met, that is to say when index 2 is brought into alignment with index 4.

FIGURE 3 shows the display when climbing at about 2° with the aircraft level in bank and on the demanded attitude.

FIGURE 4 shows the display when following a demand for a steady horizontal turn at 52° bank to the left.

FIGURE 5 shows the display when following a demand for a horizontal $4\frac{1}{2}g$ turn to the left.

The sense of the pitch and bank corrections required are always clear from the display, even if negative lift manoeuvre is required.

The particular instrument described with reference to FIGURES 2 to 6 utilises a "moving horizon" presentation for aircraft attitude, the aircraft representation (index 1) being fixed in the instrument. Alternatively a "moving aircraft" presentation of aircraft attitude could be used, (the representation of the horizon then being fixed in the instrument), various mechanical means by which this could be achieved being obvious to those skilled in the art. However, a "moving aircraft" presentation would be substantially more complicated mechanically.

While there have been described above what are presently believed to be the preferred forms of the invention, variations thereof will be obvious to those skilled in the art and all such changes and variations which fall within the spirit of the invention are intended to be covered by the generic terms in the appended claims, which are variably worded to that end.

We claim:

1. An aircraft instrument comprising means to define a viewing aperture, a first index supported for movement within the aperture, means within the aperture to define a datum position for the first index, driving means con-

ected to the first index, means to control the driving means in accordance with the component of the normal plane absolute acceleration of the aircraft in direction of its Z axis so that the displacement of the first index from the said datum position is proportional to the said component of the normal plane absolute acceleration of the aircraft, a further index supported for movement within the aperture and means to displace the further index in relation to the said datum position in accordance with a demanded value, both as to magnitude and direction of the normal plane absolute acceleration, said demanded value being that required if some desired flight path is to be achieved and a maneuver of the aircraft in bank and pitch to superpose the first index and further index thus resulting in the attainment of the demanded normal plane acceleration and the desired flight path, neglecting any components of the normal plane absolute acceleration in the direction of the transverse axis of the aircraft.

2. An instrument according to claim 1 comprising means for guiding the displacement of the index along a line whose orientation is fixed in the instrument.

3. An instrument according to claim 2 wherein the means to define the datum position comprises a fixed index indicative of the transverse axis of the aircraft.

4. An instrument according to claim 3 wherein the means to displace the further index are operative to displace it linearly from and to rotate it angularly about the fixed index in accordance with the magnitude and direction of the demanded value of the normal plane absolute acceleration referred to absolute aircraft axes.

5. An instrument according to claim 4 wherein the means to displace the further index comprise both devices responsive to deviation of the aircraft from some selected flight path and a device responsive to the pitch and roll attitude of the aircraft.

6. An instrument according to claim 5 comprising also means to provide a representation of the horizon and means to position the same in relation to the fixed index in accordance with the pitch and roll attitude of the aircraft.

7. An instrument according to claim 6 wherein the means to position the representation of the horizon are independent of the means to position the further index.

8. An aircraft instrument comprising means to define a viewing aperture, a first index supported for movement and positioned to be viewed through the aperture, datum position defining means for said first index, driving means connected to the first index, means connected to control said driving means in accordance with the component of normal plane absolute acceleration of the aircraft in the direction of its Z axis so that the displacement of the first index from the said datum position is proportional to the said component of the normal plane absolute acceleration, a second index supported for movement and positioned to be viewed through the aperture and means connected to displace said second index relative to said datum position defining means in accordance with a demanded vector value of the normal plane absolute acceleration, said demanded value being that required by a desired flight path and a maneuver of the aircraft in bank and pitch to superpose said indices giving an indication that the desired flight path of the plane has been attained.

9. An aircraft instrument for assisting a human pilot to control an aircraft simultaneously in pitch and roll, comprising in combination a first index means supported for movement relative to the aircraft, means to define a datum position for said first index, driving means connected to move said first index, means to control said driving means in accordance with the component of the normal plane absolute acceleration of the aircraft along its Z axis, a second index means supported for movement relative to the aircraft, and means to displace said second index means relative to said datum position in accordance with a demanded value, both as to magnitude and direction of the effective value of the normal plane absolute acceleration, said demanded value being that required to achieve a desired flight path and the superposition of said first and second index means.

10. The combination set forth in claim 9, said first index means being in the form of a ring with a downwardly extending line, said driving means comprising a servo motor and movable wire means carrying said first index for movement in translation, said means to control said driving means comprising an accelerometer means mounted on the aircraft so as to be responsive to acceleration of the aircraft along its Z axis, said second index means being a director index in the form of a dot of smaller diameter than the internal diameter of said ring, said means to displace said second index means comprising a second wire means, a ring gear mounting said second wire means diametrically thereacross, a second ring gear carrying means acting to move said second wire to displace said second index, dual servo means for rotating said ring gears independently, a gyro vertical mounted on the aircraft to supply pitch signals, computer means connected to said gyro and to said dual servo means for supplying a first output for rotating said first ring gear to move said second index by rotation of its supporting wire means and for supplying a second output for rotating said second ring gear to move said second index radially in translation.

11. The combination set forth in claim 10, an artificial horizon indicator means mounted behind said first index means, said second index means and said means to define a datum position, said horizon indicator means comprising carriage means mounted for rotation about an axis passing through the center of said means to define a datum position, a pair of rollers having a flexible band bearing a horizon indication line thereon rotatably mounted on said carriage means, a gyro vertical means, differential means controlled by said gyro for rotating said rollers and moving said horizon indication in translation with respect to said means to define a datum position and drive means controlled by said gyro for rotating said carriage means for rotating said horizon indication with respect to said means to define a datum position.

References Cited in the file of this patent

UNITED STATES PATENTS

2,737,640	Barnaby	Mar. 6, 1956
2,782,395	Hammond	Feb. 19, 1957
2,796,594	Chombard	June 18, 1957

APPENDIX G



US005960411A

United States Patent [19]
Hartman et al.

[11] **Patent Number:** **5,960,411**
[45] **Date of Patent:** **Sep. 28, 1999**

- [54] **METHOD AND SYSTEM FOR PLACING A PURCHASE ORDER VIA A COMMUNICATIONS NETWORK**
- [75] Inventors: **Peri Hartman; Jeffrey P. Bezos; Shel Kaphan; Joel Spiegel**, all of Seattle, Wash.
- [73] Assignee: **Amazon.com, Inc.**, Seattle, Wash.
- [21] Appl. No.: **08/928,951**
- [22] Filed: **Sep. 12, 1997**
- [51] **Int. Cl.⁶** **G06F 17/60**
- [52] **U.S. Cl.** **705/26; 705/27; 345/962**
- [58] **Field of Search** **705/26, 27; 380/24, 380/25; 235/2, 375, 378, 381; 395/188.01; 345/962**

"Pacific Coast Software Software creates virtual shopping cart." Sep. 6, 1996. M2 Communications Ltd 1996.

"Software Creates Virtual Shopping Cart." Sep. 5, 1996. Business Wire, Inc.

Terdoslavich, William. "Java Electronic Commerce Framework." Computer Reseller News, Sep. 23, 1996, CMP Media, Inc., 1996, pp. 126, http://www.elibrary.com/id/101/101/getdoc...rydocid=902269@library_d&dtype=0-0&dinst= [Accessed Nov. 19, 1998].

"Internet Access: Disc Distributing Announces Interactive World Wide." Cambridge Work-Group Computing Report, Cambridge Publishing, Inc., 1995, http://www.elibrary.com/id/101/101/getdoc...docid=1007497@library_a&dtype=0-0&dinst=0. [Accessed Nov. 19, 1998].

(List continued on next page.)


Primary Examiner—James P. Trammell
Assistant Examiner—Demetra R. Smith
Attorney, Agent, or Firm—Perkins Coie LLP

- [56] **References Cited**
- U.S. PATENT DOCUMENTS**
- 4,937,863 6/1990 Robert et al. 380/4
- 5,204,897 4/1993 Wyman 380/4
- 5,260,999 11/1993 Wyman 384/4
- 5,627,940 5/1997 Rohra et al. 395/12
- 5,640,501 6/1997 Turpin 395/768
- 5,640,577 6/1997 Scharmer 395/768
- 5,664,111 9/1997 Nahan et al. 705/27
- 5,715,314 2/1998 Payne et al. 380/24
- 5,715,399 2/1998 Bezos 705/27
- 5,727,163 3/1998 Bezos 705/27
- 5,745,681 4/1998 Levine et al. 395/200.3
- 5,758,126 5/1998 Daniels et al. 395/500
- FOREIGN PATENT DOCUMENTS**
- 0855659 A1 1/1998 European Pat. Off. G06F 17/30
- 0855687 A2 1/1998 European Pat. Off. G07F 19/00
- 0845747A2 6/1998 European Pat. Off. G06F 17/60
- 0883076A2 12/1998 European Pat. Off. G06F 17/60
- WO 95/30961 11/1995 WIPO G06F 17/60
- WO 96/38799 12/1996 WIPO G06F 17/60
- WO 98/21679 5/1998 WIPO G06F 17/60
- OTHER PUBLICATIONS**
- Jones, Chris. "Java Shopping Cart and Java Wallet; Oracles plans to join e-commerce initiative." Mar. 31, 1997, Info-World Media Group.

[57] **ABSTRACT**

A method and system for placing an order to purchase an item via the Internet. The order is placed by a purchaser at a client system and received by a server system. The server system receives purchaser information including identification of the purchaser, payment information, and shipment information from the client system. The server system then assigns a client identifier to the client system and associates the assigned client identifier with the received purchaser information. The server system sends to the client system the assigned client identifier and an HTML document identifying the item and including an order button. The client system receives and stores the assigned client identifier and receives and displays the HTML document. In response to the selection of the order button, the client system sends to the server system a request to purchase the identified item. The server system receives the request and combines the purchaser information associated with the client identifier of the client system to generate an order to purchase the item in accordance with the billing and shipment information whereby the purchaser effects the ordering of the product by selection of the order button.

26 Claims, 11 Drawing Sheets



OTHER PUBLICATIONS

- Nance, Barry, "Reviews: A Grand Opening for Virtual Storefront With Middleware." Jun. 1, 1997, CMP Media, Inc. 1997, p. 80, [http://www.elibrary.com/getdoc.cgi?id=117 . . . docid=1257247@library_a&dtype=0-0&dinst=0](http://www.elibrary.com/getdoc.cgi?id=117...docid=1257247@library_a&dtype=0-0&dinst=0). [Accessed Nov. 19, 1998].
- "Go-Cart Shopping Cart Software Features." 1996 GO International, Inc. <http://www.go-cart.com/features.html>. [Accessed Nov. 19, 1998].
- "PerlShop Manual (version 2.2)." 1996, ARPAnet Corp. <http://www.w3u.com/grokksoft/shop/perlman.html>. [Accessed Nov. 19, 1998].
- "Sax Software Announces Sax NetSell; Sax NetSell's design-time ActiveX controls make Internet commerce easy." 1997, Sax Software Corp.
- Baron, Chris and Bob Weil, "Implementing a Web Shopping Cart," *Dr. Dobbs' Journal*, Sep. 1996, pp. 64, 66, 68-69, and 83-85.
- Hoque, Reaz, "A Shopping Cart Application with JavaScript," *Web Techniques*, May 1998, pp. 63, 65-66, and 68.

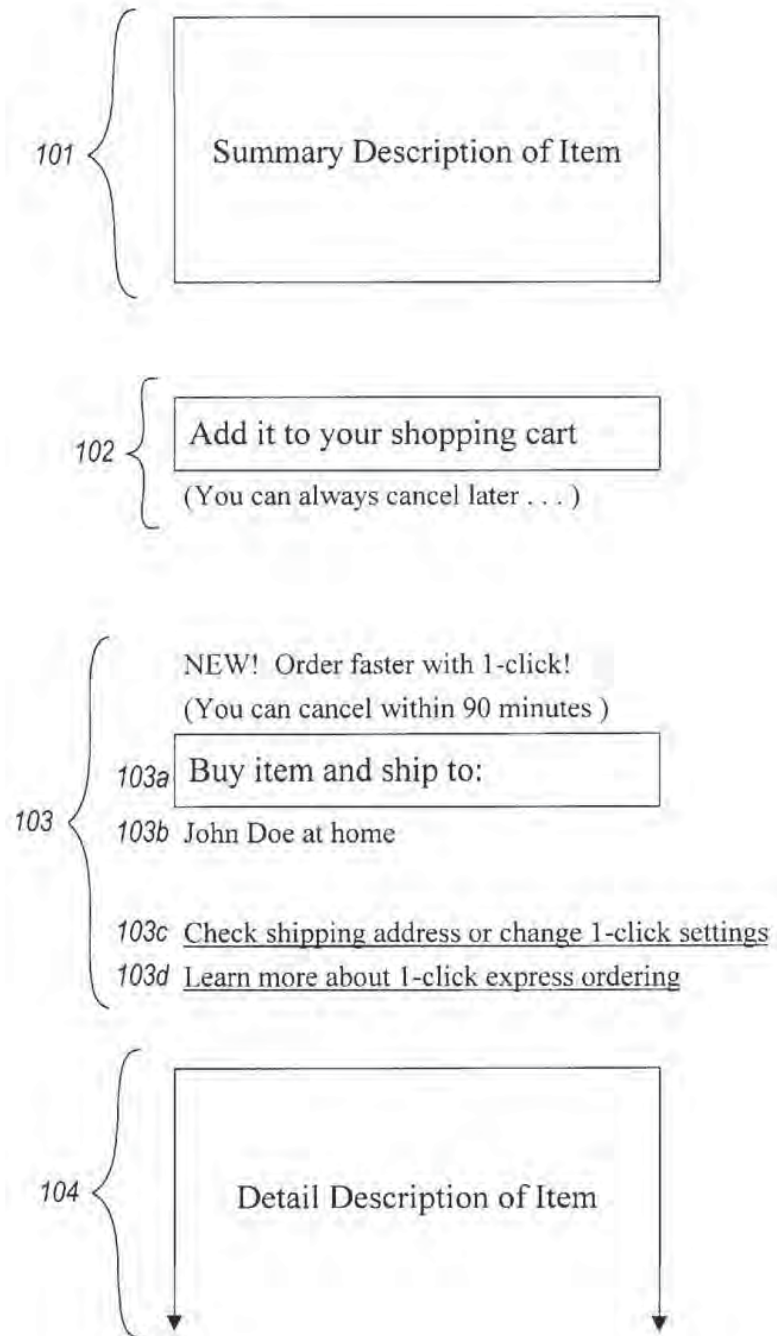


Fig. 1A

105 { Thank you for your 1-click order!

A quantity of 1 of [the item] will be shipped to you as soon as possible. We will do our best to minimize your shipping costs by combining your 1-click orders into as few shipments as possible.

Please continue browsing.

Review or change your 1-click orders

101 { Summary Description of Item

⋮

Fig. 1B

Summary of 1-Click Express Orders

Press this button if you Changed Quantities of any item below. If you don't press it, your changes won't "stick." You can set the quantity to 0 (zero) to cancel an item.

The 1-click orders below (available in 3 or fewer days) will be shipped together.

106 {

Order # 098337		
<input type="checkbox"/>	Item 1	\$10.00
<input type="checkbox"/>	Item 2	\$15.00
	Total	\$25.00

The 1-click orders below (available in one week or more) will be shipped together.

107 {

Order # 098336		
<input type="checkbox"/>	Item 3	\$20.00
<input type="checkbox"/>	Item 4	\$ 6.00
	Total	\$26.00

108 {

Ship to:	John Doe at home
Shipment Method:	Standard Domestic Shipping
Payment Method:	**** _**** _***1_2345
<input type="button" value="Continue Shopping"/>	

[1-Click Express shipping policies](#)

Fig. 1C

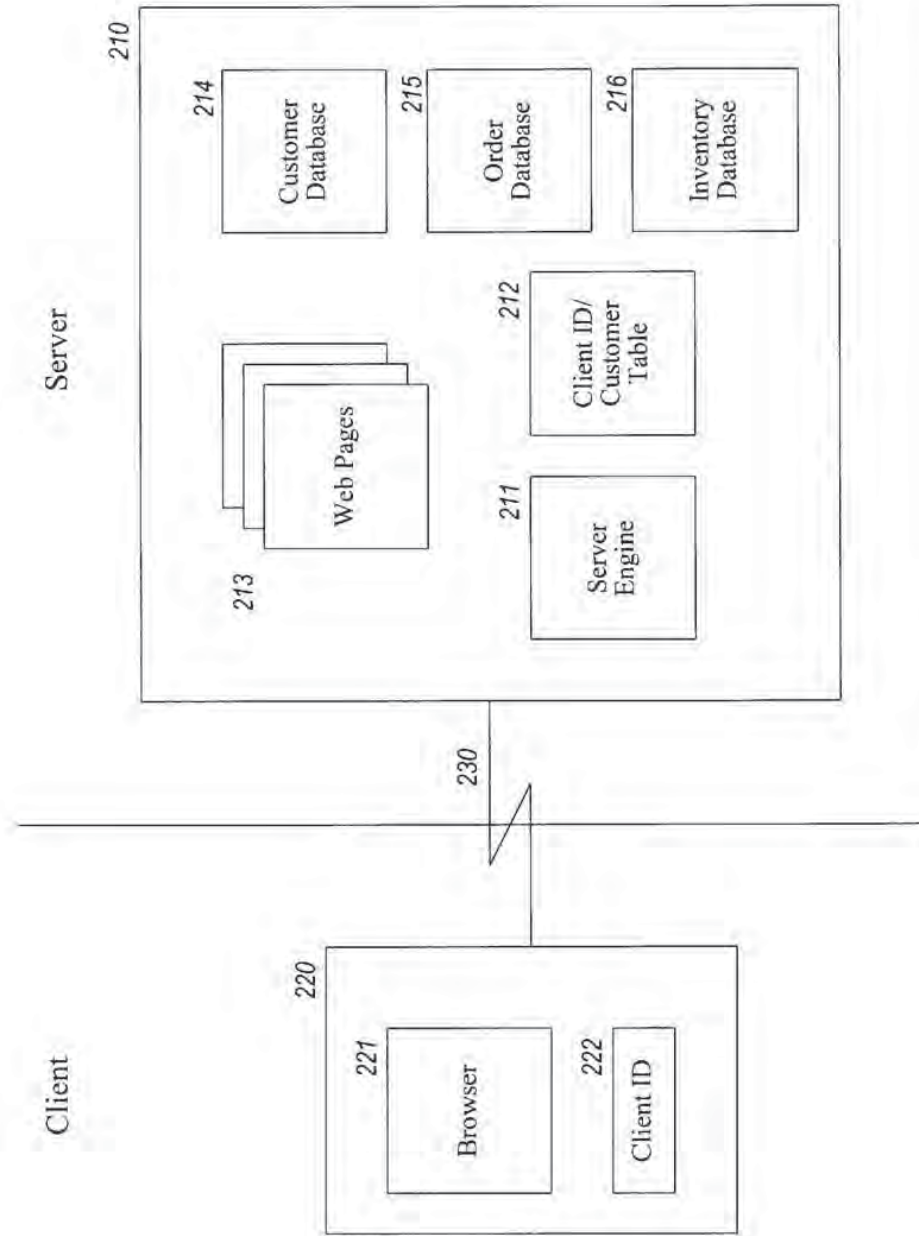


Fig. 2

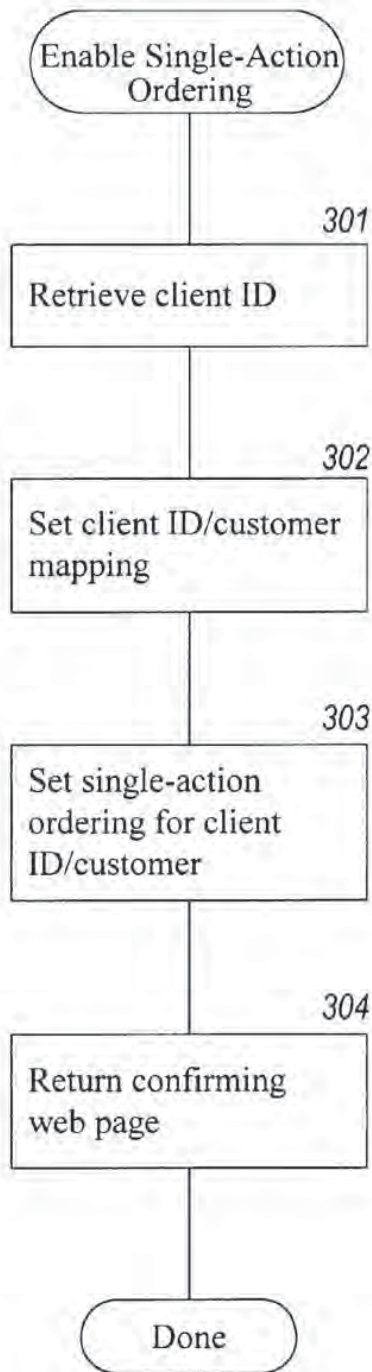


Fig. 3

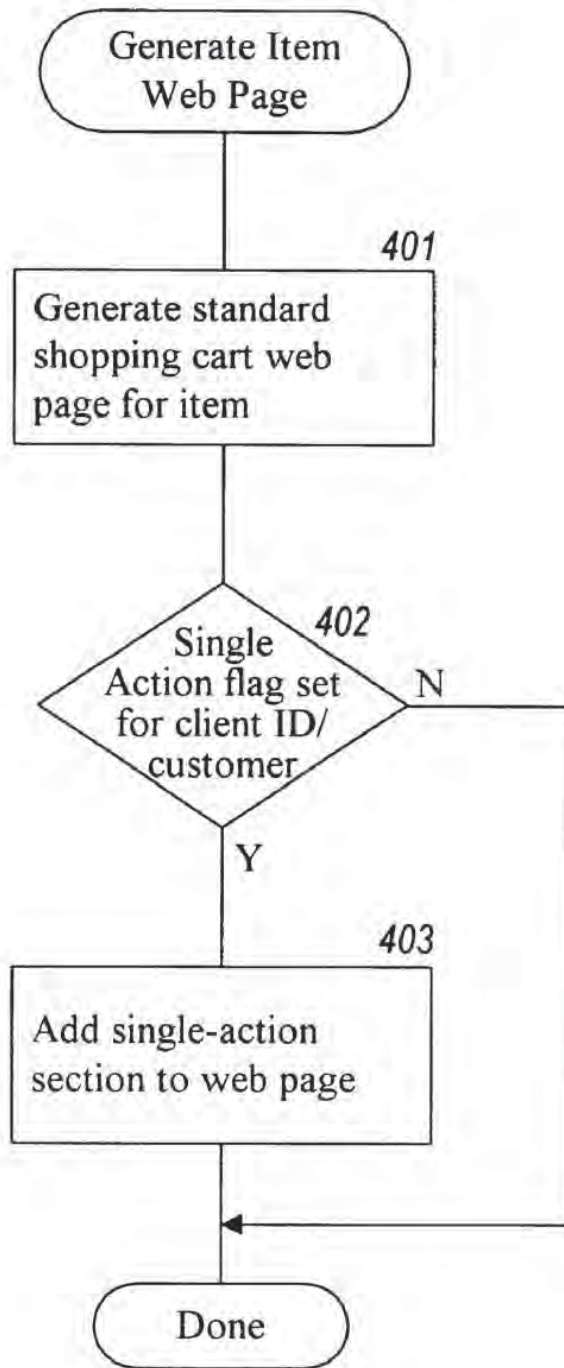


Fig. 4

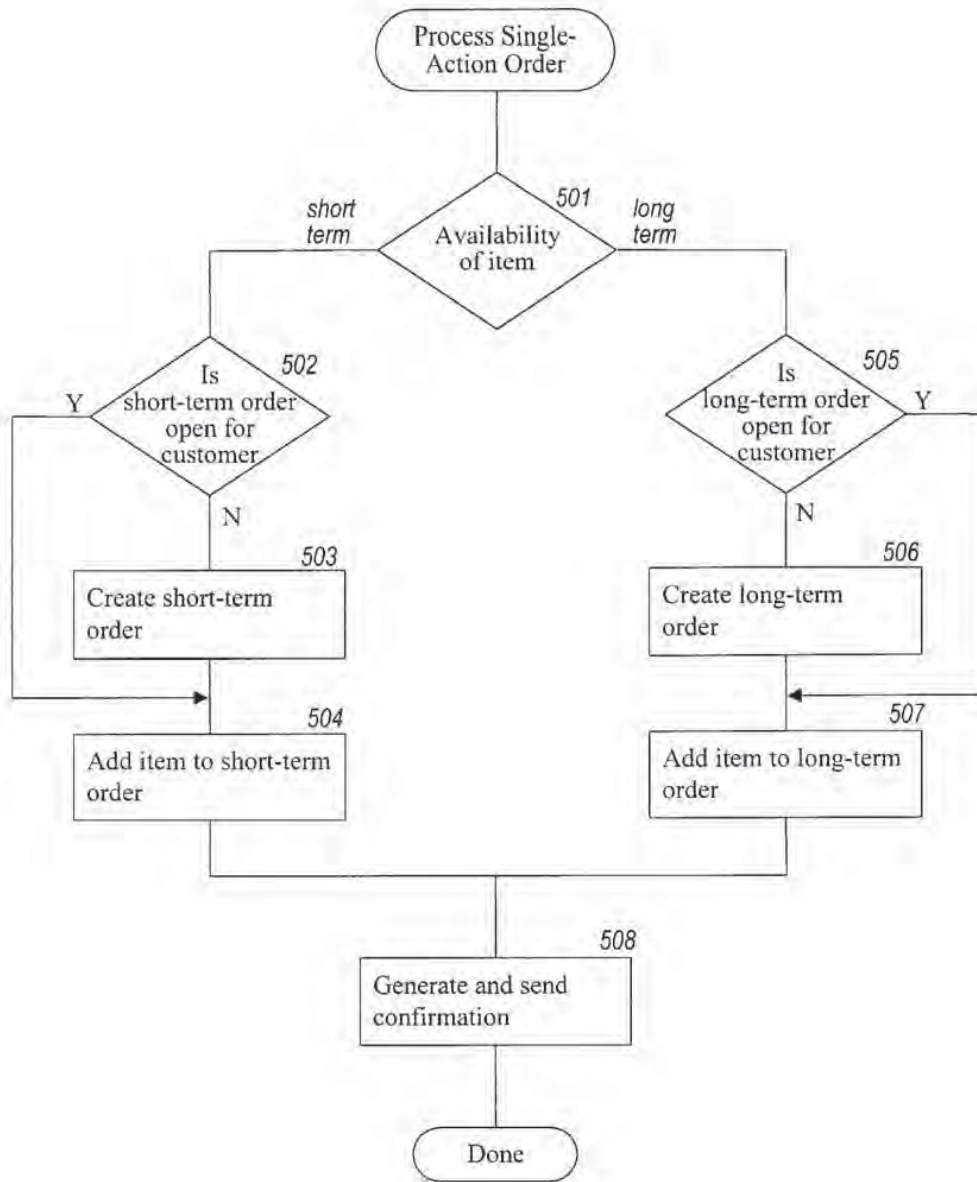


Fig. 5

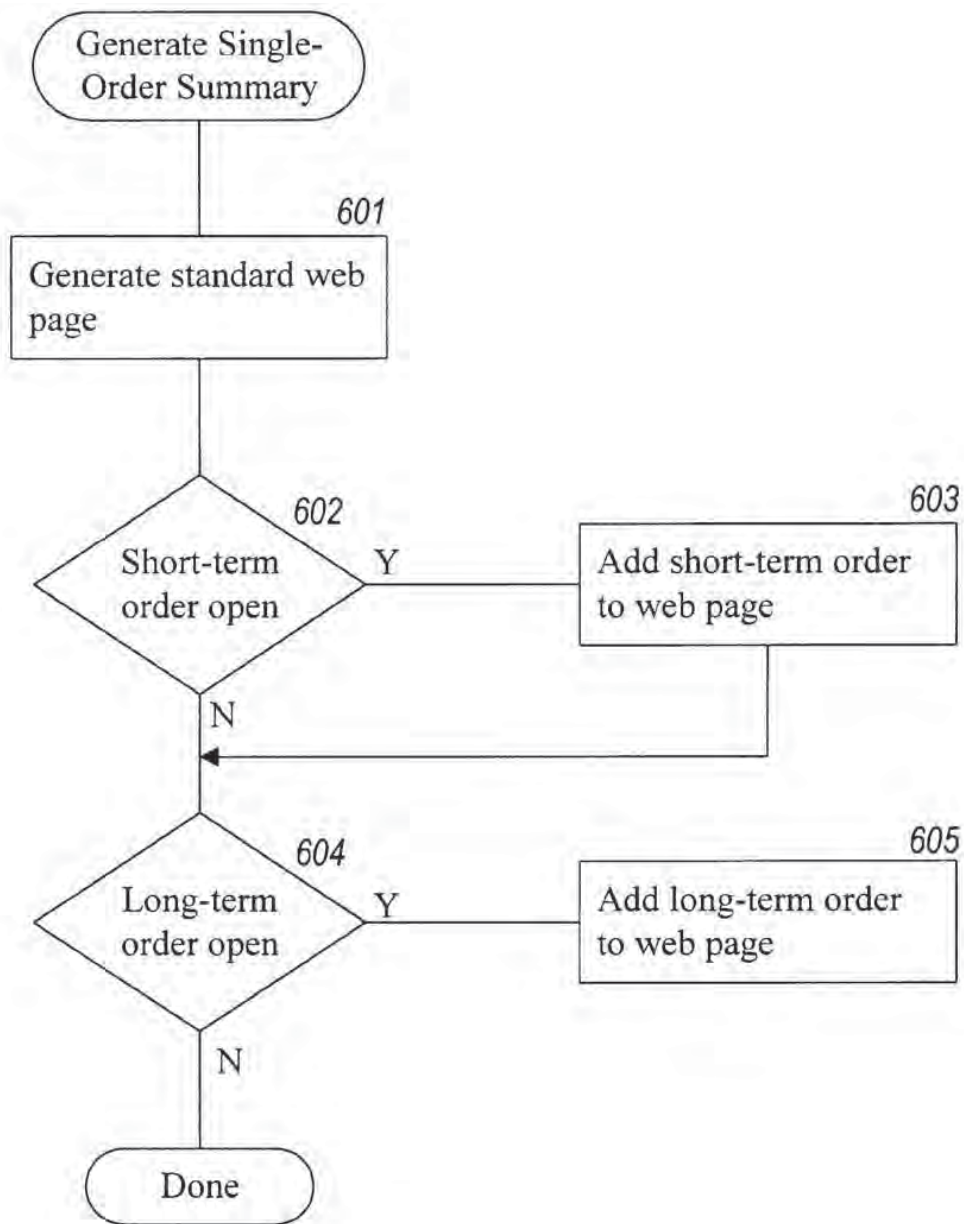


Fig. 6

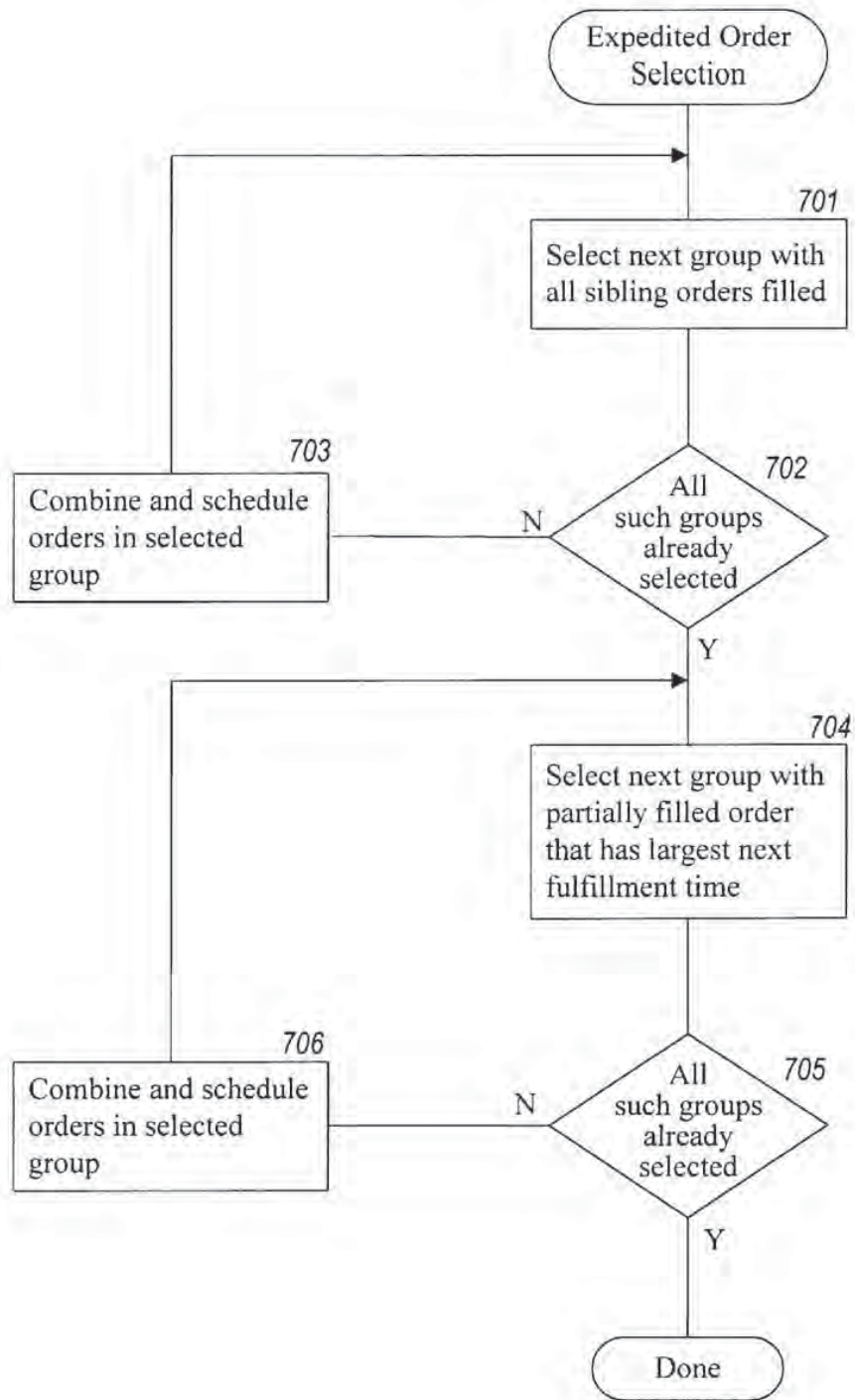


Fig. 7

START

- A: Customer Name & Address
- B: Customer Financial Info
- C: Customer Employment Info
- D: Customer Education Info
- .
- .
- .

Fig. 8A

A: First Name :

M.I. :

Last Name :

Street :

City :

State : Zip :

Next

Previous

- B: Customer Financial Info
- C: Customer Employment Info
- D: Customer Education Info
- .
- .
- .

Fig. 8B

A: Customer Name & Address

B: Net Worth:

Annual Income:

Spouse's Annual Income:

Other Income:

C: Customer Employment Info

D: Customer Education Info

.

.

.

Fig. 8C

METHOD AND SYSTEM FOR PLACING A PURCHASE ORDER VIA A COMMUNICATIONS NETWORK

TECHNICAL FIELD

The present invention relates to a computer method and system for placing an order and, more particularly, to a method and system for ordering items over the Internet.

BACKGROUND OF THE INVENTION

The Internet comprises a vast number of computers and computer networks that are interconnected through communication links. The interconnected computers exchange information using various services, such as electronic mail, Gopher, and the World Wide Web ("WWW"). The WWW service allows a server computer system (i.e., Web server or Web site) to send graphical Web pages of information to a remote client computer system. The remote client computer system can then display the Web pages. Each resource (e.g., computer or Web page) of the WWW is uniquely identifiable by a Uniform Resource Locator ("URL"). To view a specific Web page, a client computer system specifies the URL for that Web page in a request (e.g., a HyperText Transfer Protocol ("HTTP") request). The request is forwarded to the Web server that supports that Web page. When that Web server receives the request, it sends that Web page to the client computer system. When the client computer system receives that Web page, it typically displays the Web page using a browser. A browser is a special-purpose application program that effects the requesting of Web pages and the displaying of Web pages.

Currently, Web pages are typically defined using HyperText Markup Language ("HTML"). HTML provides a standard set of tags that define how a Web page is to be displayed. When a user indicates to the browser to display a Web page, the browser sends a request to the server computer system to transfer to the client computer system an HTML document that defines the Web page. When the requested HTML document is received by the client computer system, the browser displays the Web page as defined by the HTML document. The HTML document contains various tags that control the displaying of text, graphics, controls, and other features. The HTML document may contain URLs of other Web pages available on that server computer system or other server computer systems.

The World Wide Web is especially conducive to conducting electronic commerce. Many Web servers have been developed through which vendors can advertise and sell product. The products can include items (e.g., music) that are delivered electronically to the purchaser over the Internet and items (e.g., books) that are delivered through conventional distribution channels (e.g., a common carrier). A server computer system may provide an electronic version of a catalog that lists the items that are available. A user, who is a potential purchaser, may browse through the catalog using a browser and select various items that are to be purchased. When the user has completed selecting the items to be purchased, the server computer system then prompts the user for information to complete the ordering of the items. This purchaser-specific order information may include the purchaser's name, the purchaser's credit card number, and a shipping address for the order. The server computer system then typically confirms the order by sending a confirming Web page to the client computer system and schedules shipment of the items.

Since the purchaser-specific order information contains sensitive information (e.g., a credit card number), both

vendors and purchasers want to ensure the security of such information. Security is a concern because information transmitted over the Internet may pass through various intermediate computer systems on its way to its final destination. The information could be intercepted by an unscrupulous person at an intermediate system. To help ensure the security of the sensitive information, various encryption techniques are used when transmitting such information between a client computer system and a server computer system. Even though such encrypted information can be intercepted, because the information is encrypted, it is generally useless to the interceptor. Nevertheless, there is always a possibility that such sensitive information may be successfully decrypted by the interceptor. Therefore, it would be desirable to minimize the sensitive information transmitted when placing an order.

The selection of the various items from the electronic catalogs is generally based on the "shopping cart" model. When the purchaser selects an item from the electronic catalog, the server computer system metaphorically adds that item to a shopping cart. When the purchaser is done selecting items, then all the items in the shopping cart are "checked out" (i.e., ordered) when the purchaser provides billing and shipment information. In some models, when a purchaser selects any one item, then that item is "checked out" by automatically prompting the user for the billing and shipment information. Although the shopping cart model is very flexible and intuitive, it has a downside in that it requires many interactions by the purchaser. For example, the purchaser selects the various items from the electronic catalog, and then indicates that the selection is complete. The purchaser is then presented with an order Web page that prompts the purchaser for the purchaser-specific order information to complete the order. That Web page may be prefilled with information that was provided by the purchaser when placing another order. The information is then validated by the server computer system, and the order is completed. Such an ordering model can be problematic for a couple of reasons. If a purchaser is ordering only one item, then the overhead of confirming the various steps of the ordering process and waiting for, viewing, and updating the purchaser-specific order information can be much more than the overhead of selecting the item itself. This overhead makes the purchase of a single item cumbersome. Also, with such an ordering model, each time an order is placed sensitive information is transmitted over the Internet. Each time the sensitive information is transmitted over the Internet, it is susceptible to being intercepted and decrypted.

SUMMARY OF THE INVENTION

An embodiment of the present invention provides a method and system for ordering an item from a client system. The client system is provided with an identifier that identifies a customer. The client system displays information that identifies the item and displays an indication of an action (e.g., a single action such as clicking a mouse button) that a purchaser is to perform to order the identified item. In response to the indicated action being performed, the client system sends to a server system the provided identifier and a request to order the identified item. The server system uses the identifier to identify additional information needed to generate an order for the item and then generates the order.

The server system receives and stores the additional information for customers using various computer systems so that the server system can generate such orders. The server system stores the received additional information in association with an identifier of the customer and provides

the identifier to the client system. When requested by the client system, the server system provides information describing the item to the requesting client system. When the server system receives a request from a client system, the server system combines the additional information stored in association with the identifier included in the request to effect the ordering of the item.

BRIEF DESCRIPTION OF THE DRAWINGS

FIGS. 1A–1C illustrate single-action ordering in one embodiment of the present invention.

FIG. 2 is a block diagram illustrating an embodiment of the present invention.

FIG. 3 is a flow diagram of a routine that enables single-action ordering for a customer.

FIG. 4 is a flow diagram of a routine to generate a Web page in which single-action ordering is enabled.

FIG. 5 is a flow diagram of a routine which processes a single-action order.

FIG. 6 is a flow diagram of a routine for generating a single-action order summary Web page.

FIG. 7 is a flow diagram of a routine that implements an expedited order selection algorithm.

FIGS. 8A–8C illustrate a hierarchical data entry mechanism in one embodiment.

DETAILED DESCRIPTION OF THE INVENTION

The present invention provides a method and system for single-action ordering of items in a client/server environment. The single-action ordering system of the present invention reduces the number of purchaser interactions needed to place an order and reduces the amount of sensitive information that is transmitted between a client system and a server system. In one embodiment, the server system assigns a unique client identifier to each client system. The server system also stores purchaser-specific order information for various potential purchasers. The purchaser-specific order information may have been collected from a previous order placed by the purchaser. The server system maps each client identifier to a purchaser that may use that client system to place an order. The server system may map the client identifiers to the purchaser who last placed an order using that client system. When a purchaser wants to place an order, the purchaser uses a client system to send the request for information describing the item to be ordered along with its client identifier. The server system determines whether the client identifier for that client system is mapped to a purchaser. If so mapped, the server system determines whether single-action ordering is enabled for that purchaser at that client system. If enabled, the server system sends the requested information (e.g., via a Web page) to the client computer system along with an indication of the single action to perform to place the order for the item. When single-action ordering is enabled, the purchaser need only perform a single action (e.g., click a mouse button) to order the item. When the purchaser performs that single action, the client system notifies the server system. The server system then completes the order by adding the purchaser-specific order information for the purchaser that is mapped to that client identifier to the item order information (e.g., product identifier and quantity). Thus, once the description of an item is displayed, the purchaser need only take a single action to place the order to purchase that item. Also, since the client identifier identifies purchaser-specific order infor-

mation already stored at the server system, there is no need for such sensitive information to be transmitted via the Internet or other communications medium.

FIGS. 1A–1C illustrate single-action ordering in one embodiment of the present invention. FIG. 1A illustrates the display of a Web page describing an item that may be ordered. This example Web page was sent from the server system to the client system when the purchaser requested to review detailed information about the item. This example Web page contains a summary description section 101, a shopping cart section 102, a single-action ordering section 103, and a detailed description section 104. One skilled in the art would appreciate that these various sections can be omitted or rearranged or adapted in various ways. In general, the purchaser need only be aware of the item or items to be ordered by the single action and of the single action needed to place the order. The summary description and the detailed description sections provide information that identifies and describes the item(s) that may be ordered. The shopping cart section provides the conventional capability to add the described item to a shopping cart. The server system adds the summary description, the detailed description, and the shopping cart sections to each Web page for an item that may be ordered. The server system, however, only adds the single-action ordering section when single-action ordering is enabled for that purchaser at that client system. (One skilled in the art would appreciate that a single Web page on the server system may contain all these sections but the single-action ordering section can be selectively included or excluded before sending the Web page to the client system.) This example single-action ordering section allows the purchaser to specify with a single click of a mouse button to order the described item. Once the purchaser clicks the mouse button, the item is ordered, unless the purchaser then takes some action to modify the order. The single-action ordering section contains a single-action ordering button 103a, purchaser identification subsection 103b, and single-action ordering information subsections 103c and 103d. The purchaser information subsection displays enough information so that the purchaser can verify that the server system correctly recognizes the purchaser. To reduce the chances of sensitive information being intercepted, the server system sends only enough information so that the purchaser is confident that the server system correctly identified the purchaser but yet not enough information to be useful to an unscrupulous interceptor. The additional information subsections allow the purchaser to obtain various settings or obtain more information related to the single-action ordering. If the purchaser wants to verify the shipping address, the purchaser can select the “check shipping address” label. In response to this selection, the server system may require the purchaser to perform a “login” so that the identity of the purchaser can be verified before the shipping information is viewed or modified. The server system then sends a Web page to the client system for display and possible modification of the shipping address. In this way, the transmitting of the sensitive shipping address can be avoided unless requested by the verified purchaser.

When the purchaser selects the single-action ordering button, the client system sends a message to the server system requesting that the displayed item be ordered. After the server system processes the message, the server system provides to the client system a new Web page that confirms receipt of the single-action order. FIG. 1B illustrates the display of a Web page confirming a single-action order. The confirming Web page contains essentially the same information as the Web page describing the item (i.e., FIG. 1A)

5

except that an order confirmation section **105** is displayed at the top of the Web page. The order confirmation section confirms that the order has been placed and provides an opportunity for the purchaser to review and change the single-action order. Alternatively, the confirming Web page can be identical to the Web page describing the item (i.e., FIG. 1A), except that the single-action ordering button is replaced with a message confirming the order.

If a single-action ordering is not currently enabled for the client system but could be enabled, then the server system can generate a Web page like FIG. 1A, except that the single-action ordering button **103a** is replaced by a single-action ordering enable button. Such a replacement button could contain text instructing the purchaser to click on the button to enable single-action ordering. When the purchaser clicks on that button, the server system would send the Web page of FIG. 1A to be displayed. Single-action ordering can be enabled whenever the server system has stored sufficient purchaser-specific order information for that client system to complete a single-action order. If the server system does not have sufficient information, then when the purchaser selects the single-action ordering button, the server system can provide a Web page to collect the additional information that is needed. The server system may require the purchaser to "login" so that the identity of the purchaser can be verified before the single-action ordering is enabled.

To help minimize shipping costs and purchaser confusion, the server system may combine various single-action orders into a multiple-item order. For example, if a purchaser orders one item using the single-action ordering and five minutes later orders another item using the single-action ordering, then those orders may be cost effectively combined into a single order for shipping. The server system combines the single-action orders when their expected ship dates are similar. For example, if one item is immediately available and the other item will be available in one day, then the two single-action orders may be cost-effectively combined. However, if the other item will not be available for two weeks, then the two single-item orders would not be combined. FIG. 1C illustrates the display of a Web page representing four single-action orders that have been combined into two separate multiple-item orders based on the availability of the items. The order information **106** indicates that item **1** and item **2**, which will be available in three or fewer days, have been combined into one order. The order information **107** indicates that items **3** and **4**, which will not be available within one week, are combined into a separate order. In one embodiment, the server system may combine single-action orders that are placed within a certain time period (e.g., 90 minutes). Also, the server system may combine or divide orders when the orders are scheduled for shipment based on the then current availability of the items ordered. This delayed modification of the orders is referred to as "expedited order selection" and is described below in detail.

FIG. 2 is a block diagram illustrating an embodiment of the present invention. This embodiment supports the single-action ordering over the Internet using the World Wide Web. The server system **210** includes a server engine **211**, a client identifier/customer table **212**, various Web pages **213**, a customer database **214**, an order database **215**, and an inventory database **216**. The server engine receives HTTP requests to access Web pages identified by URLs and provides the Web pages to the various client systems. Such an HTTP request may indicate that the purchaser has performed the single action to effect single-action ordering. The customer database contains customer information for vari-

6

ous purchasers or potential purchasers. The customer information includes purchaser-specific order information such as the name of the customer, billing information, and shipping information. The order database **215** contains an entry for each order that has not yet been shipped to a purchaser. The inventory database **216** contains a description of the various items that may be ordered. The client identifier/customer table **212** contains a mapping from each client identifier, which is a globally unique identifier that uniquely identifies a client system, to the customer last associated with that client system. The client system **220** contains a browser and its assigned client identifier. The client identifier is stored in a file, referred to as a "cookie." In one embodiment, the server system assigns and sends the client identifier to the client system once when the client system first interacts with the server system. From then on, the client system includes its client identifier with all messages sent to the server system so that the server system can identify the source of the message. The server and client systems interact by exchanging information via communications link **230**, which may include transmission over the Internet.

One skilled in the art would appreciate that the single-action ordering techniques can be used in various environments other than the Internet. For example, single-action ordering can also be in an electronic mail environment in which an item is described in an electronic mail message along with an indication of the single action that is to be performed to effect the ordering of the item. Also, various communication channels may be used such as local area network, wide area network, or point-to-point dial up connection. Also, a server system may comprise any combination of hardware or software that can generate orders in response to the single action being performed. A client system may comprise any combination of hardware or software that can interact with the server system. These systems may include television-based systems or various other consumer products through which orders may be placed.

FIG. 3 is a flow diagram of a routine that enables single-action ordering for a customer. To enable single-action ordering, a server system needs to have information about the customer that is equivalent to the purchaser-specific order information. The server system can obtain this information in various ways. First, the server system could ask the customer if they would like to have single-action ordering enabled. If so, then the server system could prompt the customer using a Web page for the purchaser-specific order information. Second, the server system could also save the purchaser-specific order information collected when an order is placed conventionally. The server system could, either automatically or with the customer's assent, enable single-action ordering. In step **301**, the server system retrieves the client identifier that was sent by the client system. In step **302**, the server system updates the client identifier/customer table to indicate that the generated client identifier has been associated with that customer. In step **303**, the server system sets a flag indicating that single-action ordering is enabled for that client identifier and that customer combination. That flag may be stored in the client identifier/customer table. In step **304**, the server system supplies a confirming Web page to the client system. The next time a purchaser attempts to order an item, the client system will supply its client identifier to the server system. If single-action ordering is enabled for that purchaser, the server system will assume that the purchaser is the customer associated with that client identifier in the client identifier/customer table. Thus, a purchaser may not want to allow the

server system to enable single-action ordering if there is a possibility that someone else may use that same client system.

FIG. 4 is a flow diagram of a routine to generate a Web page in which single-action ordering is enabled. When single-action ordering is enabled, the server system generates a Web page describing an item as is conventionally done and then adds a single-action ordering section. In one embodiment, the server system adds partial purchaser-specific order information to the section. This information may include the customer's name, a shipping address monitor selected by the purchaser (e.g., "at home"), and the last five digits of a credit card number or a nickname selected by the purchaser. Such partial information should be the minimum information sufficient to indicate to the purchaser whether or not the server system is using the correct purchaser-specific order information. In step 401, the server system generates a standard shopping cart-type Web page for the item. In step 402, if the single-action ordering flag has been set for the client identifier and customer combination, then the server system continues at step 403, else the server system completes. In step 403, the server system adds the single-action section to the Web page and completes.

FIG. 5 is a flow diagram of a routine which processes a single-action order. When a purchaser performs the single action needed to place an order, the client system notifies the server system. The server system then combines the purchaser-specific order information for the customer associated with the client system with the item order information to complete the order. The single-action order may also be combined with other single-action orders and possibly with other conventionally placed orders to reduce shipping costs. In one embodiment, single-action orders can be combined if they are placed within a certain time period of each other (e.g., 90 minutes). This routine illustrates the combining of the single-action orders into a short-term order (e.g., available to be shipped in less than a week) and a long-term order (e.g., available to be shipped in more than a week). One skilled in the art would appreciate that the single-action orders can be combined in various ways based on other factors, such as size of shipment and intermediate-term availability. In step 501, if the item is expected to be shipped in the short term, then the server system continues at step 502, else the server system continues at step 505. In step 502, if a short-term order has already been opened for the purchaser, then the server system continues at step 504, else the server system continues at step 503. In step 503, the server system creates a short-term order for the purchaser. In step 504, the server system adds the item to the short-term order and continues at step 508. In step 505, if a long-term order has already been opened for the purchaser, then the server system continues at step 507, else the server system continues at step 506. In step 506, the server system creates a long-term order for the purchaser. In step 507, the server system adds the item to the long-term order. In step 508, the server system generates and sends the confirmation and completes.

FIG. 6 is a flow diagram of a routine for generating a single-action order summary Web page. This Web page (e.g., FIG. 1C) gives the user the opportunity to view and modify the short-term and long-term single-action orders. In step 601, the server system adds the standard single-action order information to the Web page. In step 602, if a short-term order is open, then the server system adds the short-term order to the Web page in step 603. In step 604, if a long-term order is open, then the server system adds the long-term order information to the Web page in step 605 and completes.

FIG. 7 is a flow diagram of a routine that implements an expedited order selection algorithm. The goal of the expedited order selection algorithm is to minimize the number of orders sent to each destination so that shipping costs are reduced. A destination may be a specific shipping address plus a specific purchaser's billing details. Orders that are sent to the same destination are known as "sibling orders." The algorithm has two stages. In the first stage, the algorithm schedules for shipment the orders for destinations for which all the sibling orders are filled. An order is filled when all its items are currently in inventory (i.e., available) and can be shipped. For each group of sibling orders, the algorithm combines those sibling orders into a single combined order so that only one order is currently scheduled for shipment to each destination. In the second stage, the algorithm combines and schedules groups of sibling orders for which some of the sibling orders are not filled or partially filled. The algorithm may split each partially filled sibling order into a filled sibling order and a completely unfilled sibling order. The algorithm then combines all the filled sibling orders into a single combined order and schedules the combined order for shipment. If any group has only one sibling order and that order is partially filled, then the algorithm in one embodiment does not split that order to avoid making an extra shipment to that destination.

During the second stage, the algorithm may select and schedule groups of sibling orders in a sequence that is based on the next fulfillment time for an item in the group. The next fulfillment time for a group of sibling orders is the minimum expected fulfillment time of the items in that group of sibling orders. For example, if a group of sibling orders has seven items that are not yet fulfilled and their expected fulfillment times range from 3 days to 14 days, then the next fulfillment time for that group is 3 days. The algorithm first schedules those groups of sibling orders with the largest next fulfillment time. For example, if 6 groups have next fulfillment times of 3, 5, 7, 10, 11, and 14 days, respectively, then the algorithm first selects and schedules the sibling orders in the group with the next fulfillment time of 14 days, followed by the group with the next fulfillment time of 11 days, and so on. By delaying the scheduling of groups with short next fulfillment times, the algorithm increases the chances of additional items becoming available (because of the shortness of the next fulfillment time) and thus combined with the scheduled order.

Steps 701-703 represent the first stage of the expedited order selection algorithm, and steps 704-706 represent the second stage of the expedited selection order algorithm. In steps 701-703, the algorithm loops selecting groups in which all sibling orders are filled and combining the orders. In step 701, the algorithm selects the next group with all sibling orders that are filled. In step 703, if all such groups have already been selected, then the algorithm continues with the second stage in step 704, else the algorithm continues at step 703. In step 703, the algorithm combines and schedules the orders in the selected group and loops to step 701. In step 704, the algorithm selects the next group of sibling orders that has the largest next fulfillment time. In step 705, if all such groups have already been selected, then the algorithm is done, else the algorithm continues at step 706. In step 706, the algorithm combines and schedules the orders in the selected group and loops to step 704. When the expedited order selection algorithm is being performed, new orders and new inventory may be received. Whenever such new orders and new inventory is received, then the algorithm restarts to schedule and combine the new orders as appropriate.

Although the algorithm has been described as having two stages, it could be implemented in an incremental fashion where the assessment of the first and second stages are redone after each order is scheduled. One skilled in the art would recognize that there are other possible combinations of these stages which still express the same essential algorithm.

FIGS. 8A–8C illustrate a hierarchical data entry mechanism in one embodiment. When collecting information from a user, a Web page typically consists of a long series of data entry fields that may not all fit onto the display at the same time. Thus, a user needs to scroll through the Web page to enter the information. When the data entry fields do not fit onto the display at the same time, it is difficult for the user to get an overall understanding of the type and organization of the data to be entered. The hierarchical data entry mechanism allows a user to understand the overall organization of the data to be entered even though the all data entry fields would not fit onto the display at the same time. FIG. 8A illustrates an outline format of a sample form to be filled in. The sample form contains various sections identified by letters A, B, C, and D. When the user selects the start button, then section A expands to include the data entry fields for the customer name and address. FIG. 8B illustrates the expansion of section A. Since only section A has been expanded, the user can view the data entry fields of section A and summary information of the other sections at the same time. The user then enters data in the various data entry fields that are displayed. Upon completion, the user selects either the next or previous buttons. The next button causes section A to be collapsed and section B to be expanded so that financial information may be entered. FIG. 8C illustrates the expansion of section B. If the previous button is selected, then section A would collapse and be displayed as shown in FIG. 8A. This collapsing and expanding is repeated for each section. At any time during the data entry, if an error is detected, then a Web page is generated with the error message in close proximity (e.g., on the line below) to the data entry field that contains the error. This Web page is then displayed by the client system to inform the user of the error. In addition, each of the data “entry” fields may not be editable until the user clicks on the data entry field or selects an edit button associated with the data entry field. In this way, the user is prevented from inadvertently changing the contents of an edit field. When the user clicks on a data entry field, a new Web page is presented to the user that allows for the editing of the data associated with the field. When editing is complete, the edited data is displayed in the data “entry” field. Because the fields of the form are thus not directly editable, neither “named-submit” buttons nor Java are needed. Also, the form is more compact because the various data entry options (e.g., radio button) are displayed only on the new Web page when the field is to be edited.

Although the present invention has been described in terms of various embodiments, it is not intended that the invention be limited to these embodiments. Modification within the spirit of the invention will be apparent to those skilled in the art. For example, the server system can map a client identifier for multiple customers who have recently used the client system. The server system can then allow the user to identify themselves by selecting one of the mappings based preferably on a display of partial purchaser-specific order information. Also, various different single actions can be used to effect the placement of an order. For example, a voice command may be spoken by the purchaser, a key may be depressed by the purchaser, a button on a television remote control device may be depressed by the purchaser, or

selection using any pointing device may be effected by the purchaser. Although a single action may be preceded by multiple physical movements of the purchaser (e.g., moving a mouse so that a mouse pointer is over a button), the single action generally refers to a single event received by a client system that indicates to place the order. Finally, the purchaser can be alternately identified by a unique customer identifier that is provided by the customer when the customer initiates access to the server system and sent to the server system with each message. This customer identifier could be also stored persistently on the client system so that the purchaser does not need to re-enter their customer identifier each time access is initiated. The scope of the present invention is defined by the claims that follow.

We claim:

1. A method of placing an order for an item comprising:
 - under control of a client system,
 - displaying information identifying the item; and
 - in response to only a single action being performed,
 - sending a request to order the item along with an identifier of a purchaser of the item to a server system;
- under control of a single-action ordering component of the server system,
- receiving the request;
- retrieving additional information previously stored for the purchaser identified by the identifier in the received request; and
- generating an order to purchase the requested item for the purchaser identified by the identifier in the received request using the retrieved additional information; and fulfilling the generated order to complete purchase of the item
- whereby the item is ordered without using a shopping cart ordering model.
2. The method of claim 1 wherein the displaying of information includes displaying information indicating the single action.
3. The method of claim 1 wherein the single action is clicking a button.
4. The method of claim 1 wherein the single action is speaking of a sound.
5. The method of claim 1 wherein a user of the client system does not need to explicitly identify themselves when placing an order.
6. A client system for ordering an item comprising:
 - an identifier that identifies a customer;
 - a display component for displaying information identifying the item;
 - a single-action ordering component that in response to performance of only a single action, sends a request to a server system to order the identified item, the request including the identifier so that the server system can locate additional information needed to complete the order and so that the server system can fulfill the generated order to complete purchase of the item; and
 - a shopping cart ordering component that in response to performance of an add-to-shopping-cart action, sends a request to the server system to add the item to a shopping cart.
7. The client system of claim 6 wherein the display component is a browser.
8. The client system of claim 6 wherein the predefined action is the clicking of a mouse button.
9. A server system for generating an order comprising:
 - a shopping cart ordering component; and

11

a single-action ordering component including:
 a data storage medium storing information for a plurality of users;
 a receiving component for receiving requests to order an item, a request including an indication of one of the plurality of users, the request being sent in response to only a single action being performed; and
 an order placement component that retrieves from the data storage medium information for the indicated user and that uses the retrieved information to place an order for the indicated user for the item; and
 an order fulfillment component that completes a purchase of the item in accordance with the order placed by the single-action ordering component.

10. The server system of claim 9 wherein the request is sent by a client system in response to a single action being performed.

11. A method for ordering an item using a client system, the method comprising:
 displaying information identifying the item and displaying an indication of a single action that is to be performed to order the identified item; and
 in response to only the indicated single action being performed, sending to a server system a request to order the identified item
 whereby the item is ordered independently of a shopping cart model and the order is fulfilled to complete a purchase of the item.

12. The method of claim 11 wherein the server system uses an identifier sent along with the request to identify additional information needed to generate an order for the item.

13. The method of claim 12 wherein the identifier identifies the client system and the server system provides the identifier to the client system.

12

14. The method of claim 11 wherein the client system and server system communicate via the Internet.

15. The method of claim 11 wherein the displaying includes displaying an HTML document provided by the server system.

16. The method of claim 11 including sending from the server system to the client system a confirmation that the order was generated.

17. The method of claim 11 wherein the single action is clicking a mouse button when a cursor is positioned over a predefined area of the displayed information.

18. The method of claim 11 wherein the single action is a sound generated by a user.

19. The method of claim 11 wherein the single action is selection using a television remote control.

20. The method of claim 11 wherein the single action is depressing of a key on a key pad.

21. The method of claim 11 wherein the single action is selecting using a pointing device.

22. The method of claim 11 wherein the single action is selection of a displayed indication.

23. The method of claim 11 wherein the displaying includes displaying partial information supplied by the server system as to the identity of a user of the client system.

24. The method of claim 11 wherein the displaying includes displaying partial shipping information supplied by the server system.

25. The method of claim 11 wherein the displaying includes displaying partial payment information supplied by the server system.

26. The method of claim 11 wherein the displaying includes displaying a moniker identifying a shipping address for the customer.

* * * * *



US005960411C1

(12) **EX PARTE REEXAMINATION CERTIFICATE** (7602nd)
United States Patent
Hartman et al. (10) **Number:** **US 5,960,411 C1**
(45) **Certificate Issued:** **Jul. 13, 2010**

(54) **METHOD AND SYSTEM FOR PLACING A PURCHASE ORDER VIA A COMMUNICATIONS NETWORK**

(75) Inventors: **Peri Hartman**, Seattle, WA (US); **Jeffrey P. Bezos**, Seattle, WA (US); **Shel Kaphan**, Seattle, WA (US); **Joel Spiegel**, Seattle, WA (US)

(73) Assignee: **Amazon.com, Inc.**, Seattle, WA (US)

Reexamination Request:
No. 90/007,946, Feb. 16, 2006

Reexamination Certificate for:
Patent No.: **5,960,411**
Issued: **Sep. 28, 1999**
Appl. No.: **08/928,951**
Filed: **Sep. 12, 1997**

(51) **Int. Cl.**
G06Q 30/00 (2006.01)
(52) **U.S. Cl.** **705/26; 705/27; 715/962**
(58) **Field of Classification Search** **705/26;**
705/27, 967
See application file for complete search history.

(56) **References Cited**

U.S. PATENT DOCUMENTS

4,305,059	A	12/1981	Benton
4,371,979	A	2/1983	Vesterling
4,525,779	A	6/1985	Davids et al.
4,528,643	A	7/1985	Freeny, Jr.
4,529,870	A	7/1985	Chaum
4,555,781	A	11/1985	Baldry et al.
4,578,530	A	3/1986	Zeidler
4,734,858	A	3/1988	Schlafly
4,739,310	A	4/1988	Yamamoto
4,755,940	A	7/1988	Brachtl
4,759,063	A	7/1988	Chaum

(Continued)

FOREIGN PATENT DOCUMENTS

AU	730431	10/1997
AU	199889488 A1	1/1999
CA	2186113	9/1995

(Continued)

OTHER PUBLICATIONS

Guedes, P., et al., Writing a Client-Server Application in C++. In Proceedings of the Usenix C++ conference, 1992, 15 pages.

(Continued)

"Com/Cobra Interworking RFP Part A," Object Management Group, Aug. 3, 1995, 56 Pages.


Lewis, T., et al., "Where is Client/Server Software Headed?" Cybersquare, Apr. 1995, pp. 49-55.

(Continued)

Primary Examiner—Matthew C. Graham

(57) **ABSTRACT**

A method and system for placing an order to purchase an item via the Internet. The order is placed by a purchaser at a client system and received by a server system. The server system receives purchaser information including identification of the purchaser, payment information, and shipment information from the client system. The server system then assigns a client identifier to the client system and associates the assigned client identifier with the received purchaser information. The server system sends to the client system the assigned client identifier and an HTML document identifying the item and including an order button. The client system receives and stores the assigned client identifier and receives and displays the HTML document. In response to the selection of the order button, the client system sends to the server system a request to purchase the identified item. The server system receives the request and combines the purchaser information associated with the client identifier of the client system to generate an order to purchase the item in accordance with the billing and shipment information whereby the purchaser effects the ordering of the product by selection of the order button.



US 5,960,411 C1

Page 2

U.S. PATENT DOCUMENTS

4,759,064	A	7/1988	Chaum	5,557,518	A	9/1996	Rosen
4,775,935	A	10/1988	Yourick	5,557,798	A	9/1996	Skeen et al.
4,795,890	A	1/1989	Goldman	5,560,008	A	9/1996	Johnson et al.
4,799,156	A	1/1989	Shavit	5,577,209	A	11/1996	Boyle et al.
4,812,628	A	3/1989	Boston et al.	5,583,937	A	12/1996	Ulrich et al.
4,827,508	A	5/1989	Shear	5,590,197	A	12/1996	Chen et al.
4,891,503	A	1/1990	Jewell	5,592,378	A	1/1997	Cameron et al.
4,922,521	A	5/1990	Krikke et al.	5,594,910	A	1/1997	Filepp et al.
4,926,480	A	5/1990	Chaum	5,596,642	A	1/1997	Davis et al.
4,935,870	A	6/1990	Burk, Jr. et al.	5,596,643	A	1/1997	Davis et al.
4,937,863	A	6/1990	Robert et al.	5,603,031	A	2/1997	White et al.
4,947,028	A	8/1990	Gorog	5,604,802	A	2/1997	Holloway
4,947,430	A	8/1990	Chaum	5,611,040	A	3/1997	Brewer et al.
4,949,380	A	8/1990	Chaum	5,613,012	A	3/1997	Hoffman et al.
4,972,318	A	11/1990	Brown et al.	5,621,456	A	4/1997	Florin et al.
4,977,595	A	12/1990	Ohta et al.	5,621,797	A	4/1997	Rosen
4,982,346	A	1/1991	Girouard et al.	5,623,547	A	4/1997	Jones et al.
4,987,593	A	1/1991	Chaum	5,627,940	A	5/1997	Rohra et al.
4,991,210	A	2/1991	Chaum	5,640,501	A	6/1997	Turpin
4,992,940	A	2/1991	Dworkin	5,640,577	A	6/1997	Scharmer
4,996,711	A	2/1991	Chaum	5,642,418	A	6/1997	Farris et al.
5,025,373	A	6/1991	Keyser, Jr. et al.	5,642,419	A	6/1997	Rosen
5,057,915	A	10/1991	Von Kohorn	5,646,992	A	7/1997	Subler et al.
5,061,053	A	10/1991	Hirakawa	5,655,174	A	8/1997	Hirst
5,063,507	A	11/1991	Lindsey et al.	5,664,111	A	9/1997	Nahan et al.
5,077,607	A	12/1991	Johnson et al.	5,666,493	A	9/1997	Wojcik et al.
5,105,184	A	4/1992	Pirani et al.	5,675,507	A	10/1997	Bobo, II
5,168,446	A	12/1992	Wiseman	5,677,955	A	10/1997	Doggett et al.
5,204,897	A	4/1993	Wyman	5,692,132	A	11/1997	Hogan
5,208,748	A	5/1993	Flores et al.	5,694,546	A	12/1997	Reisman
5,220,501	A	6/1993	Lawlor et al.	5,694,551	A	12/1997	Doyle et al.
5,227,874	A	7/1993	Von Kohorn	5,704,044	A	12/1997	Tarter et al.
5,247,575	A	9/1993	Sprague et al.	5,708,780	A	* 1/1998	Levergood et al. 709/229
5,260,999	A	11/1993	Wyman	5,710,887	A	1/1998	Chelliah et al.
5,276,736	A	1/1994	Chaum	5,715,314	A	2/1998	Payne et al.
5,283,734	A	2/1994	Von Kohorn	5,715,399	A	* 2/1998	Bezos 705/27
5,285,383	A	2/1994	Lindsey et al.	5,719,941	A	2/1998	Swift et al.
5,303,393	A	4/1994	Noreen et al.	5,724,424	A	3/1998	Gifford
5,305,195	A	4/1994	Murphy	5,724,472	A	3/1998	Abecassis
5,311,584	A	5/1994	Bogart et al.	5,727,163	A	3/1998	Bezos
5,311,594	A	5/1994	Penzias	5,729,594	A	3/1998	Klingman 379/93.12
5,319,542	A	6/1994	King, Jr. et al.	5,737,729	A	4/1998	Denman
5,321,751	A	6/1994	Ray et al.	5,740,252	A	4/1998	Minor et al.
5,329,589	A	7/1994	Fraser et al.	5,745,681	A	4/1998	Levine et al.
5,336,870	A	8/1994	Hughes et al.	5,754,939	A	5/1998	Herz et al.
5,339,392	A	8/1994	Risberg et al.	5,758,126	A	5/1998	Daniels et al.
5,341,429	A	8/1994	Stringer et al.	5,761,648	A	6/1998	Golden et al.
5,347,632	A	9/1994	Filepp et al.	5,774,670	A	6/1998	Montulli
5,351,186	A	9/1994	Bullock et al.	5,774,870	A	6/1998	Storey
5,351,293	A	9/1994	Michener et al.	5,774,873	A	6/1998	Berent et al.
5,383,113	A	1/1995	Kight et al.	5,784,565	A	7/1998	Lewine
5,414,833	A	5/1995	Hershey et al.	5,790,793	A	8/1998	Higley
5,422,821	A	6/1995	Allen et al.	5,793,972	A	8/1998	Shane
5,442,791	A	8/1995	Wrabetz et al.	5,794,006	A	8/1998	Sanderman
5,444,192	A	8/1995	Shetye et al.	5,794,219	A	8/1998	Brown
5,448,633	A	9/1995	Jamaledin et al.	5,809,144	A	9/1998	Sirbu et al.
5,451,998	A	9/1995	Hamrick	5,809,483	A	9/1998	Broka et al.
5,452,203	A	9/1995	Moore	5,812,668	A	9/1998	Weber
5,457,797	A	10/1995	Butterworth et al.	5,812,769	A	9/1998	Graber et al.
5,467,269	A	11/1995	Flaten	5,812,931	A	9/1998	Yuen
5,469,206	A	11/1995	Strubbe et al.	5,813,006	A	9/1998	Polnerow et al.
5,485,369	A	1/1996	Nicholls et al.	5,815,665	A	9/1998	Teper et al.
5,513,117	A	4/1996	Small	5,819,034	A	* 10/1998	Joseph et al. 709/201
5,515,268	A	5/1996	Yoda	5,826,241	A	10/1998	Stein et al.
5,521,631	A	5/1996	Budow et al.	5,826,242	A	10/1998	Montulli
5,535,229	A	7/1996	Hain, Jr. et al.	5,831,860	A	11/1998	Foladare et al.
5,544,322	A	8/1996	Cheng et al.	5,835,896	A	11/1998	Fisher et al.
5,550,734	A	8/1996	Tarter et al.	5,845,260	A	12/1998	Nakano et al.
5,555,496	A	9/1996	Tackbary	5,845,265	A	12/1998	Woolston
5,557,516	A	9/1996	Hogan	5,848,399	A	12/1998	Burke
				5,850,446	A	12/1998	Berger et al.

WO	WO 96/36928	11/1996
WO	WO 96/38799	12/1996
WO	WO 96/42041	12/1996
WO	WO 98/17042	4/1998
WO	WO 98/21679	5/1998

OTHER PUBLICATIONS

- Andrews, G., "Paradigms for Process Interaction in Distributed Programs," ACM Computing Surveys, Mar. 1991, pp. 49-90, vol. 23, No. 1.
- Sinha, A., "Client-Server Computing-Time-Shared Computing," Communications of the ACM, Jul. 1992, pp. 77-98, vol. 35, No. 7.
- Martin, B., "The Separation of Interface of Implementation in C++," Proceedings of the Third Usenix C++ Conference, Apr. 1991, 14 Pages.
- "Methods," W3C:D, 1992, 1 Page.
- Rumbaugh, J., et al., "Object-Oriented Modeling and Design," 1991, pp. 2, 3, 27.
- The Common Object Request Broker: Architecture and Specification, Revision 2.0, Object Management Group Jul. 1995, 463 Pages.
- The Common Object Request Broker: Architecture and Specification, Object Management Group, 1991, 174 Pages.
- "Teletel Around the World," FT (Teletel International), 1990, 109 Pages.
- Merz, M., et al., "Trusted Third-party Services in COSM," EM-Electronic Markets, Sep. 1994, No. 12.
- Abadi, M. et al., "Authentication and Delegation with Smart-Cards," Report 67, Systems Research Center, Digital Equipment Corporation, Palo Alto, California, Oct. 22, 1990, revised Jul. 30, 1992, pp. 1-24.
- Anderson, R., "Why Cryptosystems Fail," Proc. 1st Conf. Computer and Comm. Security, pp. 215-227, Nov. 1993.
- Aronson, D., "Access and session control," WWW-TALK thread, Sep. 15, 1994, 1 page.
- Bieber, M., "Issues in Modeling a 'Dynamic' Hypertext Interface for NonHypertext Systems," Hypertext '91 Proceedings, Dec. 1991, pp. 203-217.
- Bina E., et al., "Secure Access to Data over the Internet," Proc. Third Int'l. IEEE Conf. on Parallel and Distributed Information Systems (Austin, TX) Sep. 28-30, 1994, pp. 99-102.
- Bos et al., "SmartCash: A Practical Electronic System," pp. 1-8, Aug. 1990.
- Burk, H., et al., "Value Exchange Systems Enabling Security and Unobservability," Computers & Security, vol. 9, No. 8, pp. 715-721, 1990.
- Chaum, D.L. et al., "Implementing Capability-Based Protection Using Encryption," Electronics Research Laboratory, College of Engineering, University of California, Berkeley, California, Jul. 17, 1978, 12 pages.
- Chaum et al., "Untraceable Electronic Cash," Advances in Cryptology, pp. 319-327, 1988.
- Choudhury, A., et al., "Copyright Protection for Electronic Publishing Over Computer Networks," IEEE Network, The Magazine of Computer Communications, vol. 9, No. 3, pp. 12-20, May 1995.
- Cohen, Danny, "Electronic Commerce," University of Southern California Information Sciences Institute, Research Report ISIIRR-89-244, Oct. 1989, pp. 1095-1100.
- Dukach, S., "SNPP: A Simple Network Payment Protocol," MIT Laboratory for Computer Science, Cambridge, Massachusetts, 1993, 7 pages.
- English, J., "Re: Identifying Mosaic session," WWW-TALK thread, Dec. 21, 1994, 1 page.
- Gifford, D., "Cryptographic Sealing for Information Secrecy and Authentication," Stanford University and Xerox Palo Alto Research Center, Communications of the ACM, vol. 25, No. 4, Apr. 1982, pp. 274-286.
- Gifford, D., "Notes on Community Information Systems," MIT LCS TM-419, Dec. 1989, pp. 1-5.
- Gligor, V.D. et al., "Object Migration and Authentication," IEEE Transactions on Software Engineering, vol. SE-5, No. 6, Nov. 1979, pp. 607-611.
- Harty et al., "Case Study: The VISA Transaction Processing System," May 30, 1988, 12 pages.
- Kiuchi, T., et al., "C-HTTP—the Development of a Secure, Closed HTTP based Network on the Internet," IEEE, 1996, pp. 64-75.
- Krajewski, M., "Concept for a Smart Card Kerberos," 15th National Computer Security Conference, Oct. 1992.
- Krajewski, M., "Smart Card Augmentation of Kerberos," Privacy and Security Research Group Workshop on Network and Distributed System Security, Feb. 1993, 5 pages.
- Krajewski, M. et al., "Applicability of Smart Cards to Network User Authentication" Computing Systems, vol. 7, No. 1, 1994, pp. 75-89.
- McCartney, T. D., email "Rhythm of The Pridelands Info," Nov. 21, 1994, also known as "CDNow."
- Medvinsky et al., "NetCash: A Design for Practical Electronic Currency on the Internet," Proc. 1st ACM Conf. on Compo and Comm. Security, Nov. 1993, 5 pages.
- Medvinsky et al., "Electronic Currency for the Internet," Electronic Markets, Sep. 1993, pp. 30-31.
- Neuman, B.C., "Proxy-Based Authorization and Accounting for Distributed Systems," Proc. 13th Int. Conf. on Dist. Compo Systems, May 1993, pp. 283-291.
- Pitkow, J., et al., "Results from the First World-Wide Web User Survey," Journal of Computer Networks and ISDN Systems, May 1994, 15 pages, vol. 27, No. 2.
- Ramanathan, S., et al., "Architectures for Personalized Multimedia," IEEE Multimedia, vol. 1, No. 1, Computer Society, pp. 37-46, 1994.
- Rescorla, E., et al., "The Secure HyperText Transfer Protocol," Enterprise Integration Technologies, Jun. 1994, 35 pages.
- Rivest, R., "The MD5 Message-Digest Algorithm," MIT Laboratory for Computer Science and RSA Data Security, Inc., Apr. 1992, 20 pages.
- Schamuller-Bichl, I., "IC-Cards in High-Security Applications," Selected Papers from the Smart Card 2000 Conference, Springer Verlag, pp. 177-179, 1991.
- Voydock, V. et al., "Security Mechanisms in High-Level Network Protocols," Computer Surveys, vol. 15, No. 2, Jun. 1981, pp. 135-171.
- Wiil, U., et al., "Hyperform: Using Extensibility to Develop Dynamic, Open and Distributed Hypertext Systems," Milano, Nov. 3-Dec. 4, 1992, pp. 251-281.
- American National Standard: "Financial Institution Retail Message Authentication" ANSI X9.19, 1986, 40 pages.
- Gifford, D., et al., "Case Study: The Cirrus Banking Network," Comm. ACM 8, 28, pp. 797-807, Aug. 1985.

- "International Standard: Bank Card Originated Messages Interchange Message Specifications—Content for Financial Transactions," International Organization for Standardization, ISO 8583, 1987, 36 pages.
- "Internet Billing Server," Information Network Institute, Carnegie Mellon University, Prototype Scope Document, Oct. 14, 1993, 29 pages.
- "Mosaic Communications Unveils Network Navigator and Server Software for the Internet," Mosaic Communications Corp. press release, Sep. 12, 1994, 3 pages.
- "Upgrading NCSA HTTPd," Aug. 1, 1995, [online] [Retrieved on Aug. 18, 2008] Retrieved from the Internet <URL:<http://hoo.hoo.ncsa.uiuc.edu/docs/Upgrade.html>>, 11 pages.
- Bowen, C., et al., "How to get the most out of CompuServe," 5th Edition 1993, 495 pages.
- "HTTP Request fields," W3C:D, 1992, 5 pages.
- "Object MetaInformation," W3C:D, 1992, 7 pages.
- "Request," W3C:D, 1992, 2 pages.
- "Response," W3C:D, 1992, 1 page.
- Flynn, M.J., et al., "Lecture Notes in Computer Science," Operating Systems an Advance Course, 1978, pp. 393–481.
- Lampson, B., et al., "Crash Recovery in a Distributed Data Storage System," Jun. 1, 1979, 28 pages.
- Skeen, D., "Nonblocking Commit Protocols," ACM, 1981, pp. 133–142.
- "Apple Planning On-Line Shift," Jun. 26, 1995, The New York Times, 1 page.
- Berson, A., "Client/Server Architecture," 1992, pp. 114–115, 140–145.
- "Basic HTTP as defined in 1992," W3C:D, 1992, 3 pages.
- Lan, Z., et al., "The Challenge of Teaching Information Technology Use and Management in a Time of Information Revolution," American Review of Public Administration, Jun. 1994, p. 207, vol. 24, No. 2.
- Pathman, D. E., et al., "Medical Education and the Retention of Rural Physicians," Health Services Research, Apr. 1994, p. 39, vol. 29, No. 1.
- Anonymous, "Houston Firm Goes Begging to Stay Alive," St. Louis Post Dispatch, Five Star Edition, Business Section, May 19, 1988, p. 11D.
- Ravindran, K., et al., "A Naming System for Feature-based Service Specification in Distributed Operating Systems," Proceedings of the 1991 SIGSMALL/PC Symposium on Small Systems published by ACM Press, 1991, pp. 12–21.
- Birrell, A., et al., "Implementing Remote Procedures Calls," ACM Transactions on Computer Systems, Feb. 1984, p. 39–59, vol. 2, No. 1.
- Official Notice of Final Decision of Rejection for Japanese Patent Application No. 298,123/1999, Oct. 2, 2009, 6 Pages.
- Aikawa, N., "Windows 95 Trouble Rescue," DOS/V Power Report, Annex to Sep. 1997, vol. 7, No. 9, pp. 29–30, Impress Corporation, Japan, Sep. 1, 1997 (Partial English Translation Attached).
- Preston Gralla, "Best Web Tools," The Windows, Softbank Mobile Corp., vol. 7, No. 6, pp. 116–119, Japan, Jun. 1, 1997 (Partial English Translation Attached).
- Makoto Funakiri, "Beginner's JavaScript, 7th, Cookie," C Magazine, Softbank Mobile Corp., vol. 9, No. 4, pp. 83–89, Japan, Apr. 1, 1997 (Partial English Translation Attached).
- "Privacy Is Not Protected on the Internet," Nikkei Personal Computing, Nikkei Business Publications, Inc., No. 284, pp. 343–350, Mar. 10, 1997 (Partial English Translation Attached).
- Klincewics, P., "Planning and Consolidating Shipments from a Warehouse," The Journal of the Operations Research Society, Mar. 1997, p. 241–246, vol. 48, No. 3.
- "Information Manager," CompuServe, Nov. 1989, pp. 182–183, 185, 242–248, 273–278.
- Ad for "CompuServe Mall," CompuServe Magazine, May 1994, p. 8.
- Bellare, M., et al., "iKP—A Family of Secure Electronic Payment Protocols," First Usenix Workshop on Electronic Commerce, Jul. 1995 / Aug. 2, 1995, 19 Pages.
- "Netscape Publishing System," Netscape Products, Netscape Communications Corporation, 1997, 2 Pages.
- "Netscape Publishing System—A Comprehensive Online Publishing System," Netscape Products, Netscape Communications Corporation, 1997, 6 Pages.
- "Netscape Publishing System FAQ," Netscape Products, Netscape Communications Corporation, 1997, 4 Pages.
- Loshin, P., "Selling Online With . . . First Virtual Holdings, Inc." with Compact Disc, 1996, 406 Pages, Charles River Media, Inc.
- "Q/prices—rec.music.celtic" Google Groups Thread By Roger Fulton dated Jan. 6, 1994, [online] [Retrieved on Jan. 26, 2009] Retrieved from the internet URL:http://groups.google.com/group/rec.music.celtic/browse_/thread/12028002f2d1bae6?hl=en&q=%22combine+orders%22.
- Adobe Type Manager® version 3.01 for Windows, Release Notes, Oct. 6, 1994, 6 Pages.
- ATM® 3.01 for Windows, Technical Reference Guide, Oct. 6, 1994, 17 Pages.
- Granlich, W., "Annotation System Issues," 1994, [online] [Archived on May 2, 1997; Retrieved on Nov. 25, 2008] Retrieved from the Internet <URL:<http://web.archive.org/web/19970502122333/http://pla...und.sun.com/~gramlich/1994/annotate/issues/index.html>>.
- Granlich, W., "Annotation Types," 1994, [online] [Archived on May 2, 1997; Retrieved on Nov. 25, 2008] Retrieved from the internet <URL:<http://web.archive.org/web/19970502123755/playground.sun.com/~gramlich/1994/annotate/issues/types.html>>.
- Granlich, W., "Authoring," 1994, [online] [Archived on May 2, 1997; Retrieved on Nov. 25, 2008] Retrieved from the Internet <URL:<http://web.archive.org/web/19970502123812/playground.sun.com/~gramlich/1994/annotate/issues/authoring.html>>.
- Granlich, W., "Deployment," 1994, [online] [Archived on May 2, 1997; Retrieved on Nov. 25, 2008] Retrieved from the internet <URL:<http://web.archive.org/web/19970502123819/playgrou...n.com/~gramlich/1994/annotate/issues/deployment.html>>.
- Granlich, W., "HTML Extensions," 1994, [online] [Archived on May 2, 1997; Retrieved on Nov. 25, 2008] Retrieved from the Internet <URL:<http://web.archive.org/web/19970502123826/playground.sun.com/~gramlich/1994/annotate/issues/html.html>>.
- Granlich, W., "In-Line Annotations," 1994, [online] [Archived on May 2, 1997; Retrieved on Nov. 25, 2008] Retrieved from the Internet <URL:<http://web.archive.org/web/19970502123833/playground.sun.com/~gramlich/1994/annotate/issues/inline.html>>.
- Granlich, W., "Moderation," 1994, [online] [Archived on May 2, 1997; Retrieved on Nov. 25, 2008] Retrieved from the Internet <URL:<http://web.archive.org/web/19970502123842/play...m/~gramlich/1994/annotate/issues/moderation.html>>.

- Granlich, W., "Notification," 1994, [online] [Archived on May 2, 1997; Retrieved on Nov. 25, 2008] Retrieved from the internet <URL:<http://web.archive.org/web/19970502123842/play...m/~gramlich/1994/annotate/issues/notification.html>>.
- Granlich, W., "Scalability/Latency," 1994, [online] [Archived on May 2, 1997; Retrieved on Nov. 25, 2008] Retrieved from the Internet <URL:<http://web.archive.org/web/19970502123842/play...m/~gramlich/1994/annotate/issues/scalability.html>>.
- Granlich, W., "Storage," 1994, [online] [Archived on May 2, 1997; Retrieved on Nov. 25, 2008] Retrieved from the Internet <URL:<http://web.archive.org/web/19970502123842/play...m/~gramlich/1994/annotate/issues/storage.html>>.
- Granlich, W., "Voting/Rating," 1994, [online] [Archived on May 2, 1997; Retrieved on Nov. 25, 2008] Retrieved from the Internet <URL:<http://web.archive.org/web/19970502123842/play...m/~gramlich/1994/annotate/issues/voting.html>>.
- Bharat, K., et al., "Newscaper—An Interactive, Personalized, Online Newspaper," May 30, 1995.
- Hamilton, A., "How to Buy Information with a First Virtual Account," Apr. 11, 1994.
- Email from Lou Montulli to Multiple Recipients Re: Session tracking, Apr. 18, 1995.
- Staff Writer of CNET News.com, "Wave chip sets up online credit cards," CNET News.com, Feb. 21, 1996.
- Borenstein, N. et al., "Perils and Pitfalls of Practical CyberCommerce—The Lessons of First Virtual'First Year,'" Oct. 1995.
- Mitchell, J., "Credit reports sent to wrong people over internet flood of requests to Experian's new site prompts overload," Dallas Morning News, Aug. 16, 1997.
- Markhoff, J., "Company News: A Credit Card for On-Line Sprees," The New York Times, Oct. 15, 1994.
- "First Virtual: Buying—complete details," First Virtual Holdings Incorporated, 1996; [online] [Archived on www.web.archive.org on Nov. 4, 1996; Retrieved on Nov. 1, 2004] Retrieved from the Internet <URL:<http://web.archive.org/web/19961104174814/www.fv.com/info/buyerdetails.html>>.
- "Getting Set Up as a First Virtual Seller," First Virtual Holdings Incorporated, 1996; [online] [Archived on www.web.archive.org on Nov. 4, 1996; Retrieved on Nov. 1, 2004] Retrieved from the Internet <URL:<http://web.archive.org/web/19961104175011/www.fv.com/info/sellersetup.html>>.
- www.web.archive.org on Nov. 4, 1996; Retrieved on Nov. 1, 2007 Retrieved from the internet <URL:<http://web.archive.org/web/19961104175011/www.fv.com/info/sellersetup.html>>.
- "Making Sales," First Virtual Holdings Incorporated, 1996, [online] [Archived on www.web.archive.org on Nov. 4, 1996; Retrieved on Nov. 1, 2004] Retrieved from the internet <URL:<http://web.archive.org/web/19961104175004/www.fv.com/info/sellersales.html>>.
- "Supporting Your Customers," First Virtual Holdings Incorporated, 1996, [online] [Archived on www.web.archive.org on Nov. 4, 1996; Retrieved on Nov. 1, 2004] Retrieved from the internet <URL:<http://web.archive.org/web/19961104175001/www.fv.com/info/sellersupport.html>>.
- "Maintaining Records," First Virtual Holdings Incorporated, 1996, [online] [Archived on www.web.archive.org on Nov. 4, 1996; Retrieved on Nov. 1, 2004] Retrieved from the internet <URL:<http://web.archive.org/web/1996110417495/www.fv.com/info/sellerreconcile.html>>.
- "Software for Automating Sales," First Virtual Holdings Incorporated, 1996, [online] [Archived on www.web.archive.org on Nov. 4, 1996; Retrieved on Nov. 1, 2004] Retrieved from the internet <URL:<http://web.archive.org/web/19961104175920/www.fv.com/info/codesources.html>>.
- "Additional Messages For Accounting," First Virtual Holdings Incorporated, 1996, [online] [Archived on www.web.archive.org on Nov. 4, 1996; Retrieved on Nov. 1, 2004] Retrieved from the internet <URL:[http://web.archive.org/web/19961104175108/www.fv.com/infohaus/helpmesiter/accountin...>](http://web.archive.org/web/19961104175108/www.fv.com/infohaus/helpmesiter/accountin...).
- "Adding Payment Authorization Support To Your Software," First Virtual Holdings Incorporated, 1996, [online] [Archived on www.web.archive.org on Nov. 4, 1996; Retrieved on Nov. 1, 2004] Retrieved from the internet <URL:<http://web.archive.org/web/1996110418004/www.fv.com/tech/pa-adding.html>>.
- "Express Letter," First Virtual Holdings Incorporated, 1996, [online] [Archived on www.web.archive.org on Nov. 4, 1996; Retrieved on Nov. 1, 2004] Retrieved from the internet <URL:<http://web.archive.org/web/19961104180217/www.fv.com/whatsnew/expressletter.html>>.
- "The Problem And The Solution," First Virtual Holdings Incorporated, 1996, [online] [Archived on www.web.archive.org on Nov. 4, 1996; Retrieved on Nov. 1, 2004] Retrieved from the internet <URL:<http://web.archive.org/web/19961104174218/www.fv.com/ccdanger/summary.html>>.
- "How to Build a First Virtual—Enabled Membership Form," First Virtual Holdings Incorporated, 1994, [online] [Archived on www.web.archive.org on Nov. 4, 1996; Retrieved on Nov. 1, 2004] Retrieved from the internet <URL:<http://web.archive.org/web/19961104180034/www.fv.com?tech/member-doc.txt>>.
- "Vulnerability of Software-Based Credit Card Encryption," First Virtual Holdings Incorporated, 1994, [online] [Archived on www.web.archive.org on Nov. 4, 1996; Retrieved on Nov. 1, 2004] Retrieved from the internet <URL:<http://web.archive.org/web/19961104174225/www.fv.com/ccdanger/techreview.html>>.
- "Payment System Summary (Buying and Selling)," First Virtual Holdings Incorporated, 1994, [online] [Archived on www.web.archive.org on Nov. 4, 1996; Retrieved on Nov. 1, 2004] Retrieved from the internet <URL:<http://web.archive.org/web/19961104174903/www.fv.com/info/intro.html>>.
- Lewis, P., "Advertising: Technology for the Cybermarketing Age" The New York Times CyberTimes, Sep. 18, 1996; [online] [Archived on www.web.archive.org on Nov. 4, 1996; Retrieved on Nov. 1, 2004] Retrieved from the internet <URL:http://web.archive.org/web/19961104180147/www.fv.com/igabletxt/ny_times9_18_96.html>.
- "Partial List of Merchants Accepting First Virtual," Where to Shop, First Virtual Holdings Incorporated, 1996; [online] [Archived on www.web.archive.org on Jun. 25, 1997; Retrieved on Nov. 1, 2004] Retrieved from the Internet <URL:<http://web.archive.org/web/19970625174353/www.fv.com/info/index.html>>.

"Directory of VirtualPIN Integrators," First Virtual VIP Alliance, First Virtual Holdings Incorporated, [online] [Archived on www.web.archive.org on Jun. 25, 1997; Retrieved on Nov. 1, 2004] Retrieved from the Internet <URL:<http://web.archive.org/web/19970625175733/www.fv.com/developerintegrators.html>>.

"First Virtual Holdings Upgrades to 10 Million User Capability," Press Release, May 12, 1997, First Virtual Holdings Incorporated, [online] [Archived on www.web.archive.org on Jun. 25, 1997; Retrieved on Nov. 3, 2004] Retrieved from the Internet <URL:http://web.archive.org/web/19970625174604/www.fv.com/press/release5_12_97.html>.

"First Virtual Holdings Launches New Cyber Shopping Experience with 1 Virtual Place," Press Release, Apr. 28, 1997, First Virtual Holdings Incorporated, [online] [Archived on www.web.archive.org on Jun. 25, 1997; Retrieved on Nov. 3, 2004] Retrieved from the Internet <URL:http://web.archive.org/web/19970625180545/www.fv.com/press/release4_28_97.html>.

"First Virtual Holdings, First Data, and First USA Paymentech Complete Major Sale of VirtualPINSSM," Press Release, Apr. 24, 1997, First Virtual Holdings Incorporated, [online] [Archived on www.web.archive.org on Jun. 25, 1997; Retrieved on Nov. 3, 2004] Retrieved from the Internet <URL:http://web.archive.org/web/19970625180555/www.fv.com/press/release4_24_97.html>.

"Point-of-Sale Banners Putting Your Money Where Your Mouse Is," E Business Magazine, Apr. 1997, [online] [Archived on www.web.archive.org on Jun. 25, 1997; Retrieved on Nov. 1, 2004] Retrieved from the Internet <URL:http://web.archive.org/web/19970625180613/www.fv.com/press/Ebusiness_vtag_4_97.html>.

"First Virtual Holdings Announces New Distribution Channel For Internet Payment System," Press Release, Apr. 8, 1997, First Virtual Holdings Incorporated, [online] [Archived on www.web.archive.org on Jun. 25, 1997; Retrieved on Nov. 1, 2004] Retrieved from the Internet <URL:http://web.archive.org/web/19970625180624/www.fv.com/press/release4_8_97.html>.

"First Virtual Holdings Chairman To Appear On New Tv Series Caspar Weinberger's World Business Review," Press Release, Mar. 18, 1997, First Virtual Holdings Incorporated, [online] [Archived on www.web.archive.org on Jun. 25, 1997; Retrieved on Nov. 1, 2004] Retrieved from the Internet <URL:http://web.archive.org/web/19970625180646/www.fv.com/press/release3_18_97.html>.

"First Virtual Holdings And First USA Offer Internet Shopping Start-Up Kit To Millions Of Cardholders," Press Release, Feb. 24, 1997, First Virtual Holdings Incorporated, [online] [Archived on www.web.archive.org on Jun. 25, 1997; Retrieved on Nov. 1, 2004] Retrieved from the Internet <URL:http://web.archive.org/web/19970625180657/www.fv.com/press/release2_24_97.html>.

"Saatchi & Saatchi and First Virtual Holdings Launch the First Animated, Transactional Telecommunications Banner Ad for Bell Atlantic," Press Release, Feb. 19, 1997, First Virtual Holdings Incorporated, [online] [Archived on www.web.archive.org on Jun. 25, 1997; Retrieved on Nov. 1, 2004] Retrieved from the Internet <URL:http://web.archive.org/web/19970625180713/www.fv.com/press/release2_19_97.html>.

"First Virtual Holdings to Provide Internet Payment System for Sun's Java Commerce Toolkit," Press Release, Jan. 31, 1997, First Virtual Holdings Incorporated, [online] [Archived on www.web.archive.org on Jun. 25, 1997; Retrieved on Nov. 1, 2004] Retrieved from the Internet <URL:http://web.archive.org/web/19970625180720/www.fv.com/press/release_sun.html>.

"World-Renown Black Tie Roses® Now Available At 1 Virtual Place," Press Release, Jan. 29, 1997, First Virtual Holdings Incorporated, [online] [Archived on www.web.archive.org on Jun. 25, 1997; Retrieved on Nov. 1, 2004] Retrieved from the Internet <URL:http://web.archive.org/web/19970625180730/www.fv.com/press/release1_29_97.html>.

"First Virtual Holdings Incorporated Announces Fourth-Quarter and Year-End Results," Press Release, Jan. 31, 1997, First Virtual Holdings Incorporated, [online] [Archived on www.web.archive.org on Jun. 25, 1997; Retrieved on Nov. 1, 2004] Retrieved from the Internet <URL:http://web.archive.org/web/19970625180739/www.fv.com/press/release1_31_97.html>.

"Jacksonville Jaguars Score Touchdown With First Virtual Holdings For Safe And Secure Ticket Sales On The Internet," Press Release, Jan. 9, 1997, First Virtual Holdings Incorporated, [online] [Archived on www.web.archive.org on Jun. 25, 1997; Retrieved on Nov. 1, 2004] Retrieved from the Internet <URL:http://web.archive.org/web/19970625180754/www.fv.com/press/release_jags.html>.

"First Virtual Holdings Incorporated Completes Initial Public Offering," Press Release, Dec. 13, 1996, First Virtual Holdings Incorporated, [online] [Archived on www.web.archive.org on Jun. 25, 1997; Retrieved on Nov. 1, 2004] Retrieved from the Internet <URL:http://web.archive.org/web/19970625180809/www.fv.com/press/release_ipo.html>.

"First Virtual Holdings Selected By InterNIC to Process Online Registration Payments," Press Release, Dec. 4, 1996, First Virtual Holdings Incorporated, [online] [Archived on www.web.archive.org on Jun. 25, 1997; Retrieved on Nov. 1, 2004] Retrieved from the Internet <URL:http://web.archive.org/web/19970625180820/www.fv.com/press/release_NIC.html>.

"Electronic Frontier Foundation Chooses First Virtual for Online Fundraising," Press Release, Nov. 25, 1996, First Virtual Holdings Incorporated, [online] [Archived on www.web.archive.org on Jun. 25, 1997; Retrieved on Nov. 1, 2004] Retrieved from the Internet <URL:http://web.archive.org/web/19970625180834/www.fv.com/press/release_eff.html>.

"First Data, First USA Paymentech, GE Capital Invest In First Virtual Holdings," Press Release, Sep. 19, 1996, First Virtual Holdings Incorporated, [online] [Archived on www.web.archive.org on Jun. 25, 1997; Retrieved on Nov. 1, 2004] Retrieved from the Internet <URL:http://web.archive.org/web/19970625180856/www.fv.com/press/release_9_17_96.html>.

"Paying through the Net Virtual credit good at Net sites everywhere," Press Release, Jan. 29, 1996, First Virtual Holdings Incorporated, [online] [Archived on www.web.archive.org on Jun. 25, 1997; Retrieved on Nov. 1, 2004] Retrieved from the internet <URL:http://web.archive.org/web/19970625180946/www.fv.com/press/sjm2_1_29_96.html>.

- Harman, L., "Eclectic traveler from Tinseltown to cyberspace," San Diego Business Journal, Nov. 14, 1994, [online] [Archived on www.web.archive.org on Jun. 25, 1997; Retrieved on Nov. 1, 2004] Retrieved from the Internet <URL:<http://web.archive.org/web/19970625181002/www.fv.com/press/sdbj.html>>.
- "Perils and Pitfalls of Practical Internet Commerce (Part I)," The Lessons of First Virtual's First Year, 1996, [online] [Archived on www.web.archive.org on Nov. 4, 1996; Retrieved on Nov. 10, 2004] Retrieved from the Internet <URL:http://web.archive.org/web/199611041743262/www.fv.com/company/first_year.html>.
- "Perils and Pitfalls of Practical Internet Commerce (Part II)," The Lessons of First Virtual's First Year, 1996, [online] [Archived on www.web.archive.org on Nov. 4, 1996; Retrieved on Nov. 10, 2004] Retrieved from the internet <URL:http://web.archive.org/web/19961104174338/www.fv.com/company/first_year2.html>.
- "Corporate Brochure" First Virtual Holdings Incorporated, 1995, [online] [Archived on www.web.archive.org on Nov. 4, 1996; Retrieved on Nov. 1, 2004] Retrieved from the Internet <URL:<http://web.archive.org/web/19961104174319/www.fv.com/brochure/instoc.html>>.
- "First Virtual Overview" First Virtual Holdings Incorporated, 1996, [online] [Archived on www.web.archive.org on Nov. 4, 1996; Retrieved on Nov. 10, 2004] Retrieved from the Internet <URL:<http://web.archive.org/web/19961104174918/www.fv.com/info/overview.html>>.
- "Encryption and Internet Commerce" First Virtual Holdings Incorporated 1996 [online] [Archived on www.web.archive.org on Nov. 4, 1996; Retrieved on Nov. 10, 2004] Retrieved from the internet <URL:<http://web.archive.org/web/19961104174829/www.fv.com/info/encryption.html>>.
- "Software for Automating Sales" First Virtual Holdings Incorporated 1996 [online] [Archived on www.web.archive.org on Nov. 4, 1996; Retrieved on Nov. 10, 2004] Retrieved from the Internet <URL:<http://web.archive.org/web/19961104180103/www.fv.com/tech/www.html>>.
- "Index to Technical Information" First Virtual Holdings Incorporated 1996 [online] [Archived on www.web.archive.org on Nov. 4, 1996; Retrieved on Nov. 10, 2004] Retrieved from the internet <URL:<http://web.archive.org/web/19961104180020/www.fv.com/tech/index.html>>.
- Stein, L., et al., "The Green Commerce Model," May 1996, [online] [Archived on www.web.archive.org on Nov. 4, 1996; Retrieved on Nov. 10, 2004] Retrieved from the Internet <URL:<http://web.archive.org/web/19961104175746/www.fv.com/pubdocs/green-model.txt>>.
- Rose, M., et al., The Simple MIME eXchange Protocol, May 1996, [online] [Archived on www.web.archive.org on Nov. 4, 1996; Retrieved on Nov. 10, 2004] Retrieved from the Internet <URL:<http://web.archive.org/web/19961104175839/www.fv.com/pubdocs/smxc-spec.txt>>.
- Document regarding use of website.tcl, [online] [Archived on www.web.archive.org on Nov. 4, 1996; Retrieved on Nov. 10, 2004] Retrieved from the Internet <URL:<http://web.archive.org/web/19961104180056/www.fv.com/tech/web-sale-doc.txt>>.
- "InfoHaus Guide," First Virtual Holdings Incorporated, May 1, 1996 [online] [Archived on www.web.archive.org on Nov. 4, 1996; Retrieved on Nov. 10, 2004] Retrieved from the internet <URL:<http://web.archive.org/web/19961104174606/www.fv.com/guide/index.html>>.
- "InfoHaus Seller's Guide," Chapter Two, First Virtual I Internet Payment System, Revised May 1, 1996 [online] [Archived on www.web.archive.org on Nov. 4, 1996; Retrieved on Nov. 10, 2004] Retrieved from the Internet <URL:<http://web.archive.org/web/19961104175801/www.fv.com/pubdocs/infohaus.txt>>.
- "InfoHaus Seller's Guide," Chapter Three, First Virtual I Internet Payment System, Revised May 1, 1996 [online] [Archived on www.web.archive.org on Nov. 4, 1996; Retrieved on Nov. 10, 2004] Retrieved from the Internet <URL:<http://web.archive.org/web/19961104175809/www.fv.com/pubdocs/infohaus-guide-3.txt>>.
- "InfoHaus Seller's Guide," Chapter Four, First Virtual I Internet Payment System, Revised May 1, 1996 [online] [Archived on www.web.archive.org on Nov. 4, 1996; Retrieved on Nov. 10, 2004] Retrieved from the Internet <URL:<http://web.archive.org/web/19961104175816/www.fv.com/pubdocs/infohaus-guide-4.txt>>.
- "InfoHaus Seller's Guide," Chapter Five, First Virtual I Internet Payment System, Revised May 1, 1996 [online] [Archived on www.web.archive.org on Nov. 4, 1996; Retrieved on Nov. 10, 2004] Retrieved from the Internet <URL:<http://web.archive.org/web/19961104175824/www.fv.com/pubdocs/infohaus-guide-5.txt>>.
- "The InfoHaus HelpMeister," First Virtual Holdings Incorporated 1996 [online] [Archived on www.web.archive.org on Nov. 4, 1996; Retrieved on Nov. 10, 2004] Retrieved from the Internet <URL:<http://web.archive.org/web/19961104175809/www.fv.com/infohaus/helpmeister/>>.
- "Adding Forms—Transactions," First Virtual Holdings Incorporated 1996 [online] [Archived on www.web.archive.org on Nov. 4, 1996; Retrieved on Nov. 10, 2004] Retrieved from the internet <URL:http://web.archive.org/web/19961104175210/www.fv.com/infohaus/helpmeister/email_p...>.
- "Adding Forms—Customer Response," First Virtual Holdings Incorporated 1996 [online] [Archived on www.web.archive.org on Nov. 4, 1996; Retrieved on Nov. 10, 2004] Retrieved from the internet <URL:http://web.archive.org/web/19961104175202/www.fv.com/infohaus/helpmeister/email_fo...>.
- "Buying Your Products Through E-mail," First Virtual Holdings Incorporated 1996 [online] [Archived on www.web.archive.org on Nov. 4, 1996; Retrieved on Nov. 10, 2004] Retrieved from the internet <URL:<http://web.archive.org/web/19961104175350/www.fv.com/infohaus/helpmeister/quickbu...>>.
- "Contacting your Customers," First Virtual Holdings Incorporated 1996 [online] [Archived on www.web.archive.org on Nov. 4, 1996; Retrieved on Nov. 10, 2004] Retrieved from the Internet <URL:<http://web.archive.org/web/19961104175126/www.fv.com/infohaus/helpmeister/contact...>>.
- "How To Use Periodicals," First Virtual Holdings Incorporated 1996 [online] [Archived on www.web.archive.org on Nov. 4, 1996; Retrieved on Nov. 10, 2004] Retrieved from the internet <URL:<http://web.archive.org/web/19961104175329/www.fv.com/infohaus/helpmeister/periodic...>>.

- "InfoHaus Fees For Sellers," First Virtual Holdings Incorporated 1996 [online] [Archived on www.web.archive.org on Nov. 4, 1996; Retrieved on Nov. 10, 2004] Retrieved from the Internet <URL:<http://web.archive.org/web/19961104175231/www.fv.com/infohaus/helpmeister/fees.html>>.
- "Designating Which VirtualPIN to Charge," First Virtual Holdings Incorporated 1996 [online] [Archived on www.web.archive.org on Nov. 4, 1996; Retrieved on Nov. 10, 2004] Retrieved from the Internet <URL:<http://web.archive.org/web/19961104175404/www.fv.com/infohaus/helpmeister/whichPI...>>.
- "If You Change Your E-mail Address," First Virtual Holdings Incorporated 1996 [online] [Archived on www.web.archive.org on Nov. 4, 1996; Retrieved on Nov. 10, 2004] Retrieved from the Internet <URL:<http://web.archive.org/web/19961104175155/www.fv.com/infohaus/helpmeister/email.html>>.
- "Changing Your Account Information," First Virtual Holdings Incorporated 1996 [online] [Archived on www.web.archive.org on Nov. 4, 1996; Retrieved on Nov. 10, 2004] Retrieved from the internet <URL:<http://web.archive.org/web/19961104174624/www.fv.com/infohaus/help/change.html>>.
- "Additional Messages For Accounting," First Virtual Holdings Incorporated 1996 [online] [Archived on www.web.archive.org on Nov. 4, 1996; Retrieved on Nov. 10, 2004] Retrieved from the internet <URL:<http://web.archive.org/web/19961104175108/www.fv.com/infohaus/helpmeister/account...>>.
- "Terms and Conditions," First Virtual Holdings Incorporated 1996 [online] [Archived on www.web.archive.org on Nov. 4, 1996; Retrieved on Nov. 10, 2004] Retrieved from the Internet <URL:<http://web.archive.org/web/19961104175024/www.fv.com/info/terms.html>>.
- "First Virtual Operating Rules," Oct. 25, 1996 [online] [Archived on www.web.archive.org on Nov. 4, 1996; Retrieved on Nov. 10, 2004] Retrieved from the Internet <URL:<http://web.archive.org/web/19961104175832/www.fv.com/pubdocs/op-rules.txt>>.
- "Buyer's Agreement with First Virtual Holdings Incorporated," Dec. 16, 1995 [online] [Archived on www.web.archive.org on Nov. 4, 1996; Retrieved on Nov. 10, 2004] Retrieved from the Internet <URL:<http://web.archive.org/web/19961104175848/www.fv.com/pubdocs/tacs-buyer.txt>>.
- "Pioneer Seller's Agreement With First Virtual Holdings Incorporated," Oct. 25, 1996 [online] [Archived on www.web.archive.org on Nov. 4, 1996; Retrieved on Nov. 10, 2004] Retrieved from the Internet <URL:<http://web.archive.org/web/19961104175912/www.fv.com/pubdocs/tacs-pioneer.txt>>.
- "Express Seller's Agreement With First Virtual Holdings Incorporated," Oct. 25, 1996 [online] [Archived on www.web.archive.org on Nov. 4, 1996; Retrieved on Nov. 10, 2004] Retrieved from the Internet <URL:<http://web.archive.org/web/19961104175856/www.fv.com/pubdocs/tacs-express.txt>>.
- "Agreement on the use of the First Virtual InfoHaus," Dec. 16, 1995 [online] [Archived on www.web.archive.org on Nov. 4, 1996; Retrieved on Nov. 10, 2004] Retrieved from the internet <URL:<http://web.archive.org/web/19961104175904/www.fv.com/pubdocs/tacs-inhaus.txt>>.
- "Test Account Application," First Virtual Holdings Incorporated [online] [Archived on www.web.archive.org on Nov. 4, 1996; Retrieved on Nov. 10, 2004] Retrieved from the internet <URL:<http://web.archive.org/web/19961104175526/www.fv.com/newacct/testsetup.html>>.
- "First Virtual Account Application," First Virtual Holdings Incorporated 1996 [online] [Archived on www.web.archive.org on Nov. 4, 1996; Retrieved on Nov. 10, 2004] Retrieved from the internet <URL:<http://web.archive.org/web/19961104175513/www.fv.com/newacct/index.html>>.
- "International Users Guide," First Virtual Holdings Incorporated 1996 [online] [Archived on www.web.archive.org on Nov. 4, 1996; Retrieved on Nov. 10, 2004] Retrieved from the internet <URL:<http://web.archive.org/web/19961104174856/www.fv.com/info/intinfo.html>>.
- "Account Application Help," First Virtual Holdings Incorporated 1996 [online] [Archived on www.web.archive.org on Nov. 4, 1996; Retrieved on Nov. 10, 2004] Retrieved from the Internet <URL:http://web.archive.org/web/19961104175520/www.fv.com/newacct/setup_help.html>.
- "First Virtual General Information FAQ," Apr. 12, 1996 [online] [Archived on www.web.archive.org on Nov. 4, 1996; Retrieved on Nov. 10, 2004] Retrieved from the internet <URL:<http://web.archive.org/web/19961104175635/www.fv.com/pubdocs/FAQ.txt>>.
- "First Virtual Signup FAQ," Apr. 24, 1996 [online] [Archived on www.web.archive.org on Nov. 4, 1996; Retrieved on Nov. 10, 2004] Retrieved from the internet <URL:<http://web.archive.org/web/19961104175635/www.fv.com/pubdocs/FAQ.txt>>.
- "First Virtual Buying FAQ," Mar. 20, 1996 [online] [Archived on www.web.archive.org on Nov. 4, 1996; Retrieved on Nov. 10, 2004] Retrieved from the Internet <URL:<http://web.archive.org/web/19961104175542/www.fv.com/pubdocs/FAQ-buying.txt>>.
- "First Virtual Infohaus FAQ," Mar. 20, 1996 [online] [Archived on www.web.archive.org on Nov. 4, 1996; Retrieved on Nov. 10, 2004] Retrieved from the internet <URL:<http://web.archive.org/web/19961104175618/www.fv.com/pubdocs/FAQ-selling.txt>>.
- "First Virtual Selling FAQ," Mar. 20, 1996 [online] [Archived on www.web.archive.org on Nov. 4, 1996; Retrieved on Nov. 10, 2004] Retrieved from the internet <URL:<http://web.archive.org/web/19961104175549/www.fv.com/pubdocs/FAQ-infohaus.txt>>.
- "First Virtual Problems FAQ," Nov. 3, 1995 [online] [Archived on www.web.archive.org on Nov. 4, 1996; Retrieved on Nov. 10, 2004] Retrieved from the Internet <URL:<http://web.archive.org/web/19961104175603/www.fv.com/pubdocs/FAQ-problems.txt>>.
- "First Virtual International FAQ," Jul. 25, 1996 [online] [Archived on www.web.archive.org on Nov. 4, 1996; Retrieved on Nov. 10, 2004] Retrieved from the Internet <URL:<http://web.archive.org/web/19961104175556/www.fv.com/pubdocs/FAQ-international.txt>>.
- "First Virtual Background FAQ," Jul. 25, 1996 [online] [Archived on www.web.archive.org on Nov. 4, 1996; Retrieved on Nov. 10, 2004] Retrieved from the Internet <URL:<http://web.archive.org/web/19961104175535/www.fv.com/pubdocs/FAQ-background.txt>>.

- "First Virtual SecurityFAQ," Nov. 3, 1995 [online] [Archived on www.web.archive.org on Nov. 4, 1996; Retrieved on Nov. 10, 2004] Retrieved from the Internet <URL:<http://web.archive.org/web/19961104175610www.fv.com/pubdocs/FAQ-security.txt>>.
- "Facts and Figures," First Virtual Holdings Incorporated, 1996 [online] [Archived on www.web.archive.org on Nov. 4, 1996; Retrieved on Nov. 10, 2004] Retrieved from the Internet <URL:<http://web.archive.org/web/19961104174239www.fv.com/pubdocs/factsfigs.html>>.
- "First Virtual Corporate Brochure Inserts," First Virtual Holdings Incorporated, 1995, [online] [Archived on www.web.archive.org on Nov. 4, 1996; Retrieved on Nov. 10, 2004] Retrieved from the Internet <URL:<http://web.archive.org/web/19961104174306www.fv.com/brochures/allinserts.html>>.
- "Pointers to Electronic Commerce Web Sites," 1996, Charles River Media, Inc.
- "Software for Automating Sales," First Virtual Holdings Incorporated, 1996 [online] [Archived on www.web.archive.org on Nov. 4, 1996; Retrieved on Jan. 4, 2005] Retrieved from the Internet <URL:<http://web.archive.org/web/19961104175920www.fv.com/selling/codesources.html>>.
- Rose, M., et al., "Listing for First Virtual," Draft of The Simple Green Commerce Protocol, Oct. 7, 1994, 8 Pages.
- Fielding, R. et al., Various Internet-Drafts Request for Comments regarding Proposed HTTP State Management Mechanism, dated prior to Sep. 12, 1997.
- Ingram, C., et al., "Krakatoa Chronical Design Document," Feb. 26, 1996, [online] [Retrieved on Feb. 10, 2009] Retrieved from the internet <URL:http://www.cc.gatech.edu/classes/cs3302_96_winter/prjjects/groups/Krakatoa/design.html>.
- Kristol, D., et al., Various Internet Drafts Request for Comment regarding Proposed HTTP State Management Mechanism, dated prior to Sep. 12, 1997.
- Berners-Lee, et al., Various Internet-Drafts Request for Comments regarding HyperText Markup Language Specification—2.0, dated prior to Sep. 12, 1997.
- Borenstein, M., et al., Various Internet-Drafts Request for Comments regarding "The application/green-commerce MIME Content-type," dated prior to Sep. 12, 1997.
- Stein, L., et al., Internet-Draft regarding "The Green Commerce Model," Oct. 1994.
- Various Articles and Presentations from Spring Internet World '95, 1995.
- Compact Disc of Various Source Codes regarding First Virtual dated prior to Sep. 12, 1997.
- "Digital Cash Commerce on the Net," Wayner, P., with Compact Disc, 1996.
- Loshin, P., "Selling Online With . . . First Virtual Holdings, Inc." Part I and Part II, 1996, 57 Pages, by Charles River Media, Inc.
- Parker, T., "Key security unlocked," Canadian Computer Reseller, Aug. 6, 1997, p. 42, vol. 10, Iss. 15, [Retrieved Online] [Retrieved on Nov. 18, 2007] <URL:<http://proquest.umi.com/pqdweb?index=6&did=418335921&SrchMode=1&sid=1&Fmt=...>>.
- Phillips Business Information Corp., "Thomson Looks Beyond Web Functionality To Sell RCA NC: Looks To Netchannel For Content Partnetships," Multimedia Week, Potomac, Jul. 21, 1997, p. 1, vol. 6, Iss. 28, [Retrieved Online] [Retrieved on Nov. 18, 2007] <URL:<http://proquest.umi.com/pqdweb?index=7&did=13090517&SrchMode=1&sid=1&Fmt=7...>>.
- Clancy, H., "Webtv eyes business applications," Computer Reseller News, Jul. 7, 1997, p. 26, Iss. 744, [Retrieved Online] [Retrieved on Nov. 18, 2007] <URL:<http://proquest.umi.com/pqdweb?index=8&did=12917647&SrchMode=1&sid=1&Fmt=7...>>.
- Blackwell, G., "Is Web TV an idea whose time come?" Toronto Star, Jun. 26, 1997, [Retrieved Online] [Retrieved on Nov. 18, 2007] <URL:<http://proquest.umi.com/pqdweb?index=9&did=12686971&SrchMode=1&sid=1&Fmt=7...>>.
- Foley, M. J. et al., "Web TV deals realigns Microsoft Plans," Computer Reseller News, Apr. 21, 1997, p. 32, Iss. 732, [Retrieved Online] [Retrieved on Nov. 18, 2007] <URL:<http://proquest.umi.com/pqdweb?index=16&did=11531368&SrchMode=1&sid=1&Fmt=...>>.
- Maney, K., "The high-tech world according to Gore," USA Today, Feb. 6, 1997, [Retrieved Online] [Retrieved on Nov. 18, 2007] <URL:<http://proquest.umi.com/pqweb?index=23&did=16761016&SrchMode=1&sid=1&Fmt=...>>.
- Yoshida, J., "Consumer electronics players explore java subsets, HTML extensions to tune Web for TV," Electronic Engineering Times, Dec. 23, 1996, [Retrieved Online] [Retrieved on Nov. 18, 2007] <URL:<http://proquest.umi.com/pqdweb?index=27&did=10576019&SrchMode=1&sid=1&Fmt=...>>.
- Chen, E., "Sony, Phillips license WebTV," Electronic News, Jul. 15, 1996, p. 6-7, vol. 42, Iss. 2125, New York, [Retrieved Online] [Retrieved on Nov. 18, 2007] <URL:<http://proquest.umi.com/pqdweb?index=31&did=9873191&SrchMode=1&sid=1&Fmt=7...>>.
- "Web TV," Web Archive, Feb. 13, 1997, [Retrieved Online] [Retrieved on Nov. 17, 2007] <URL:<http://web.archive.org/web/19970213214025/http://www.webtv.com/>>.
- DilGer, K., "The best way to get it there," Manufacturing Systems, Apr. 1997, p. 86-88, vol. 15, Iss. 4, [Retrieved Online] [Retrieved on Nov. 17, 2007] <URL:<http://proquest.umi.com/pqdweb?index=8&did=11416859&SrchMode=1&sid=2&Fmt=7...>>.
- "Flexible Shipping spells economy," Traffic Management, Aug. 1975, p. 24, vol. 14, Iss. 14, [Retrieved Online] [Retrieved on Nov. 17, 2007] <URL:<http://proquest.umi.com/pqdweb?index=53&did=1337439&SrchMode=1&sid=2&Fmt=7...>>.
- "HitechPR—Press Release," Dec. 3, 1996, [Retrieved Online] [Retrieved on Nov. 17, 2007] <URL:http://www.hitechpr.com/archives/prarchives/130369_wesely.htm>.
- Andel, T., "Load plans make room for profit," Transportation & Distribution, Mar. 1996, p. 58-61, vol. 37, Iss. 3, [Retrieved Online] [Retrieved on Nov. 17, 2007] <URL:<http://proquest.umi.com/pqdweb?index=1&did=9472583&SrchMode=1&sid=4&Fmt=7...>>.
- Anonymous, "Advance notice required," Logistics Management, Highlands Ranch, Aug. 1997, p. 75, vol. 36, Iss. 8, [Retrieved Online] [Retrieved on Nov. 17, 2007] <URL:<http://proquest.umi.com/pqdweb?index=0&did=13660445&SrchMode=1&sid=4&Fmt=7...>>.

- Ramstad, E., "Little guys lower cost of browsing," *Las Vegas Review-Journal*, Jul. 10, 1996, p. 8, [Retrieved Online] [Retrieved on Nov. 18, 2007] <URL:http://proquest.umi.com/pqdweb?index=0&did=21711323&SrchMode=1&sid=1&Fmt=3...>.
- Markoff, J., "Internet, cable tv battle in sight; new system seeks to outbox Microsoft," *New York Times*, Sep. 11, 1997, [Retrieved Online] [Retrieved on Nov. 18, 2007] <URL:http://proquest.umi.com/pqdweb?index=1&did=14140810&SrchMode=1&sid=6&Fmt=3...>.
- Jones, C., "SGI will soon deliver virtual-store tools," *Info-world*, San Mateo, Dec. 23/30, 1996, p. 36, vol. 18, Iss. 52/53, [Retrieved Online] [Retrieved on Nov. 17, 2007] <URL:http://proquest.umi.com/pqdweb?index=5&did=10548416&SrchMode=1&sid=2&Fmt=7...>.
- Davis, K., "Guarding your financial privacy," *Kiplinger's Personal Finance Magazine*, Aug. 1995, p. 38-45, vol. 49, Iss. 8, [Retrieved Online] [Retrieved on Nov. 19, 2007] <URL:http://proquest.umi.com/pqdweb?index=20&did=6659867&SrchMode=1&sid=6&Fmt=7...>.
- Ryrie, T., "Beware: Hacker attack?" *Charter*, Feb. 1997, pp. 28-29, vol. 68, Iss. 1, [Retrieved Online] [Retrieved on Nov. 19, 2007] <URL:http://proquest.umi.com/pqdweb?index=6&did=11191521&SrchMode=1&sid=6&Fmt=7...>.
- Reece, D., "City: Fraud scare over Barclaycard Gold," *The Sunday Telegraph*, May 21, 1995, p. 2, [Retrieved Online] [Retrieved on Nov. 19, 2007] <URL:http://proquest.umi.com/pqdweb?index=18&did=60730547&SrchMode=1&sid=1&Fmt=7...>.
- "Foreign Language Press," *Digicash*, Jul. 1996, 5 Pages.
- "Microsoft Announces "Normandy," a New Platform for Commercial Internet Services; First Solution Designed Specifically for ISPs, Commercial Web Sites," *Microsoft Press-Pass—Information for Journalists*, Jun. 4, 1996, [Retrieved Online] [Retrieved in 2007] <URL:http://www.microsoft.com/presspass/press/1996/jun96/nrmndypr.mspx>.
- "Digital Dollars," *Online News Hour: Internet Commerce*, Jul. 1, 1997.
- "Persistent Client State HTTP Cookies," *Client Side State—HTTP Cookies*, *Netscape Communications Corporation*, 1997.
- Walker, J.S., "MISC> Internet Surveys," Excerpts from *CSS Internet News*, Feb. 10, 1997, 5 Pages.
- "Advanced Bank First to Provide DigiCash's ecash™ System in Australia," *News Release DigiCash*, Oct. 24, 1996.
- "The Check is in the E-Mail," *Netguide*, Apr. 1996, pp. 72-76.
- Strassel, K. A., "Deutsche Bank, DigiCash Plan 'E-Cash' Trial," *The Wall Street Journal*, May 10, 1996.
- Bloom, J. K., "Deutsche Bank Helps Digital Coin to Make its Mark," *American Banker*, May 7, 1996.
- Hansell, S., "Today, Shoppers on Internet Get Access to Electronic Cash," *The New York Times*, Oct. 23, 1995.
- Kutler, J., "Digicash to Test Live Internet Cash System with Mo. Bank," *American Banker*, Oct. 23, 1995.
- Deutschman, A., "Money wants to be Anonymous," *Worth*, Oct. 1995, pp. 95-104.
- Cortese, A., "What's the color of cybermoney?" *Business Week*, Feb. 27, 1995.
- Kutler, J., "A Different Drummer on the Data Highway," *American Banker*, May 12, 1995.
- "No hiding place," *The Economist*, Aug. 7-13, 1993.
- "Letters," *The Economist*, Sep. 4-10, 1993.
- Strassel, K. A., "Dutch Software Concern Experiments With Electronic Cash; in Cyberspace," *The Wall Street Journal*, Apr. 17, 1995.
- Levy, S., "E-Money (That's what I want)," *Wired*, Dec. 1994.
- Lewis, P. H., "Paperless Cash to be Tested for Internet Use," *The New York Times*, Oct. 19, 1994.
- Rawethorn, A., "\$1m to give away—in cyber-bucks," *Financial Times*, Nov. 10, 1994.
- Loro, L., "Downside for public is privacy issue," *Advertising Age*, Oct. 2, 1995.
- Knecht, B., "Is Big Brother Watching Your Dinner And Other Worries of Privacy Watchers," *The Wall Street Journal*, Nov. 9, 1995.
- "Forum on Risks to the Public in Computers and Related Systems," *The Risk Digest*, Nov. 15, 1996, vol. 18, Issue 61.
- "DigiCash's Ecash™ to be issued by Deutsche Bank," *News Release DigiCash*, May 7, 1996.
- "Mars Electronics International Signs Worldwide Deal With DigiCash," *News Release DigiCash*, Mar. 26, 1996.
- "Europeans Can Now Make Cash Purchases on the Information Superhighway," *News Release DigiCash*, Mar. 13, 1996.
- "Mark Twain Bank Launches Electronic Cash," *News Release DigiCash*, Oct. 23, 1995.
- "World's first electronic cash payment over computer networks," *News Release DigiCash*, May 27, 1994.
- Chaum, D., "Achieving Electronic Privacy," *Scientific American*, Aug. 1992, pp. 96-101.
- "DigiCash Appoints Ceo, Increases Outside Investment, and Moves Headquarters to California," *News Release DigiCash*, Apr. 28, 1997.
- "World Wide Web Home Page," *DigiCash Publications*, *DigiCash*, Jul. 1996, 1 Page.
- "The Ease of Using Ecash," *DigiCash Publications*, *DigiCash*, Jul. 1996, 11 Pages.
- "List of Technical Publications," *DigiCash Publications*, *DigiCash*, Jul. 1996, 3 Pages.
- DigiCash Press Releases*, *DigiCash*, Jul. 1996, 2 Pages.
- "Ecash Media Coverage and Publications," *DigiCash*, Jul. 1996, 16 Pages.
- "Ecash 2.3—The Ease of Using ecash (DB)," *User Manual—DigiCash*, 1994-1996, 5 Pages.
- Anonymous, "Industry Briefs: FDC Speeds Approval Process," *Credit Risk Management Report*, Apr. 21, 1996, vol. 7, No. 7.
- Anonymous, "3COM: 3Com Announces Winners of the First Annual Retail Network Innovation Awards," *M2 Presswire*, May 22, 1997.
- Anonymous, "Kao Infosystems Launches I-Reg, Integrated Registration for Customer Focused Marketing," *PR Newswire*, Oct. 17, 1996.
- Anonymous, "SiverPlatter to offer NewsNet's NewsFlash, Bowker databases," *Information Today*, Apr. 1997, pp. 1-2, vol. 14, Iss. 4, Medford.
- Bowen, B., "How popular sites use cookie technology," *Netscape World—Heal World Cookies*, Apr. 1997 [online] [Retrieved on Mar. 26, 2004] Retrieved from the Internet URL: <http://projekte.snm-hgkz.ch/1998.../4/JunkBuster/cookies%20Use.htm>.
- Broadvision, "Interactive Commerce Management System, V1.0 Marketing Requirements Documents," *BroadVision Marketing*, Dec. 7, 1994.
- Broadvision, "One-to-One," *BroadVision Software Program*, Copyright 1996.

- Byrt, F., "Shopping at the high-tech mall; Fresh out of college, this Nashua group opens a store on the Internet computer network," *Business*, Jun. 19, 1994.
- Chabrow, Data is part of the package shipment tracking technology, *InformationWEEK*, Dec. 25, 1995, p. 43-44, No. 559, ISSN 8750-6874, CMP Publications.
- Correspondence between Fleurop Interflora Netherlands and Switzerland, Mar. 27, 1996, and Apr. 1, 1996.
- Crone, R., et al., "Internet Payment Competition Heats Up," *Financial Services Report*, Jul. 17, 1996, vol. 13, Issue 15.
- Cringely, R.X., "Potholes," *Forbes* 155(5) Feb. 27, 1995 (*Forbes ASAP*), p. 89.
- "EShop" 1993-2008, [online] [Retrieved on Mar. 4, 2008] Retrieved from the internet URL: <http://www.sattlers.org/mickey/history/eshop/index.html>.
- Fleurop Interflora International Flower Ordering Service, 1995, [online] [Retrieved on Jan. 31, 2006] Retrieved from the internet URL: <http://www.fleurop.com/01/31/2006>.
- Fryxell, D. A., "Spotlight: NewsNet" Link-Up, Jul./Aug. 1992, pp. 10-11.
- Fryxell, D., "Resources for the business traveler; online services can save time and money; Online Travel Planning," Link-Up, Jan. 1990, vol. 7, No. 1, p. 18.
- Hagood, F., "What Makes Virtual Vineyards Rule?" *Inc.* magazine, Jun. 15, 1996, [online] [Retrieved on Nov. 3, 1999] Retrieved from the internet URL: http://www.inc.com/articles/details/0,6378,ART1996_CNT53,00.html.
- Hawkins, L. "Eaasy Sabre users can go places," *Austin American-Statesman*, Apr. 6, 1995.
- Johnson, S.C., et al., "Language Development Tools," *The Bell System Technical Journal*, Jul./Aug. 1978, vol. 57, No. 6, Part 2.
- "J-3100 Word/Excel Operation Manual," A1 Edition, Feb. 25, 1994, pp. 94-98.
- Jaffee, L., "CUC International Buys Internet Firm," *DM News*, vol. 16, No. 43, Nov. 21, 1994.
- Johannessen, V., et al., "Feedback," *Data Based Advisor*, Feb. 1, 1990, p. 10, vol. 8, Issue 2.
- Klingener, A., "NewsNet Smart-mail: Push delivery gets smart," *Online*, Sep./Oct. 1997, pp. 46-47, vol. 21, Iss. 5, Wilton.
- Kosiur, D., "Understanding Electronic Commerce," Apr. 1997, Microsoft Press, Redmond.
- Lee, T.M., "Planes, Trains, and Moderns; Travel Reservations Online," *Smart Computing*, Jul. 1994, vol. 5 Issue 7.
- Lewis, Peter H., "Attention Shoppers: Internet Is Open," *New York Times-Business Day*, Aug. 12, 1994.
- McBurney, M., "A Day With Generation X in Cyberspace," *Swarthmore College Bulletin*, Nov. 1994, p. 12.
- McQuillan, J.M., "Nutshell Information Manager," *Modern Office Technology*, Aug. 1984, p. 111, vol. 29.
- Pack, T., "All About Books Online," *Online, Inc.*, Feb.-Mar. 22, 1997, pp. 12-13, 16-21, vol. 20, No. 1.
- Pereira, P., "Live Wire: Enhanced Website Key Access Graphics Plan," *Computer Reseller New*, Jan. 22, 1996, pp. 105, 107.
- Pietrucha, B., "A tale of three Web sites," *The Journal of Business Strategy*, Jan./Feb. 1996, p. 28, vol. 17, Iss. 1, Boston.
- Poulios, N., "Tame the Tiger: Electronic Forms, Coupled with Workflow Management and Support for Client Computers, Can Increase Worker Productivity and Effectiveness," *LAN Magazine*, Sep. 1992, p. 77, vol. 7, No. 9.
- Preset, A., "Graduates Capitalize on Internet," *The Phoenix* (Swarthmore College, Swarthmore, Pennsylvania), vol. 115, No. 19, Apr. 29, 1994.
- Purpura, L., "Web-Based Couponing, Ads Tested at Randralls," *Supermarket News*, Jun. 2, 1997 vol. 47, No. 22.
- Sabre, "Eaasy Sabre User's Guide—A product of Sabre Travel Information Network," 1989.
- Sabre, *Eaasy Sabre Reference Guide*, 1994.
- Source Code for DPP version of CompuServe Tread Program, CompuServe Incorporated, Copyright © 1993
- Steiner, E., "SCO and Pizza Hut Announce Pilot Program For Pizza Delivery on the Internet," Press. Release from SCO, Aug. 22, 1994, [online] [Retrieved on Jan. 31, 2006] Retrieved from the internet URL: <http://www.interesting-people.org/archives/interesting-people/199408/msg00057.html>.
- The NetMarket Co., Source codes for receiving order information and displaying orders, 1994.
- Wagner, M., "New Products To Shore Up The Net; Offers service to sell products on World Wide Web enhance Internet Security," *Open Systems Today*, Aug. 15, 1994.
- Wolff, M., "Buying a Car on the Net," *Forbes ASAP*, Feb. 27, 1995, p. 79, 155 (5).
- "Here and now with Tesltra SureLink," Brochure—Tesltra SureLink electronic payment service, Feb. 1997.
- "SureLink Buyer Guide," (V1.2) Aug. 1997.
- "DA Information Services," DA Information Services Pty Ltd., Oct. 1996, Added to the Wayback machine on Nov. 2, 1996, [online] [Retrieved on Apr. 4, 2008] Retrieved from the internet URL: <http://web.archive.org/web/19961102002319/http://www.dadirect.com.au/>.
- "DA Information Services—About US," DA Information Services Pty Ltd., Oct. 1996, Added to the Wayback machine on Nov. 2, 1996, [online] [Retrieved on Apr. 4, 2008] Retrieved from the internet URL: <http://web.archive.org/web/19961102002330/http://www.dadirect.com.au/aboutus/index.html>.
- "DA Information Services—Title Search," DA Information Services Pty Ltd., Oct. 1996, Added to the Wayback machine on Mar. 28, 1997, [online] [Retrieved on Apr. 4, 2008] Retrieved from the internet URL: <http://web.archive.org/web/19970328211833/titlesearch.bookshop.dadirect.com.au/cgi-...>
- "DA Information Services—Your Order," DA Information Services Pty Ltd., Oct. 1996, Added to the Wayback machine on Mar. 28, 1997, [online] [Retrieved on Apr. 4, 2008] Retrieved from the internet URL: <http://web.archive.org/web/19970328212221/titlesearch.bookshop.dadirect.com.au/cgi-...>
- "DA Information Services—Sorry," DA Information Services Pty Ltd., Oct. 1996, Added to the Wayback machine on Mar. 28, 1997, [online] [Retrieved on May 5, 2008] Retrieved from the internet URL: <http://web.archive.org/web/1997032821251/titlesearch.bookshop.dadirect.com.au/cgi-bin/da.exe/dab101%5eJB0HOI8RJB0HTTCV7>.
- "Greater Security for Payments Over the Net—A Reality," *Business Wire*, Feb. 11, 1997, [online] [Retrieved on Mar. 10, 2008] Retrieved from the Internet URL: <http://www.the-freeibrary.com/Greater+Security+for+Payments+Over+the+Net+—+A...>
- "EDI—A Better Way," Interactive Computer Based Presentation Distributed by DAS, Authware Professional for Windows, Version 1.0, Copyright Date 1987-1991.

- Greenia, M., *Lexikon's History of Computing*, 1982, [online] [Retrieved on May 13, 2008] Retrieved from the internet: URL:<http://web.archive.org/web/20040726150252/http://www.computermuseum.li/Testpage/01HISTORYCD-Glossory.htm#B>.
- Copeland, D., et al., "Airline Reservations Systems: Lessons from History," *MIS Quarterly*, Sep. 3, 1988, p. 353-370, vol. 12, No. 3.
- Hopper, M., "Rattling Sabre—New Ways to complete on information," *Harvard Business Review*, May/June, 1990, p. 118-125, vol. 68, Issue 4.
- Zampetakis, H., "Banks to Cancel 'Stolen' Cards," *The Financial Review*, Apr. 18, 1995, p. 3.
- Robotham, J., "Stolen credit card details to round the world," *The Sydney Morning Herald*, Apr. 18, 1995, p. 2.
- "AUUG on Net Trade," *The Age*, Sep. 17, 1996.
- "Risks and Rewards in Net Sales," *The Australian*, Nov. 5, 1996.
- Bogle, D., "Credit Card Security Fears Spook Internet Christmas Shoppers," *The Australian*, Nov. 23, 1996.
- Lewis, S., *Sales on Net Get Security of Payment*, *The Financial Review*, Feb. 10, 1997.
- Needham, K., "Netshop Needs Known Names," *The Sydney Morning Herald*, Jul. 14, 1997.
- "Hackers Steal Card Number," *The Daily Telegraph*, Aug. 20, 1997.
- Lawrence, M., "Risks Receding for e-commerce," *The Age*, Sep. 1, 1997.
- "Bank Austria and Den norske Bank to issue ecash™—the electronic cash for the Internet," News Release, DigiCash, Apr. 14, 1997.
- "First Bank to Launch Electronic Cash—Mark Twain Bank begins operating DigiCash's ecash™ on the Internet with U.S. Dollars," News Release, DigiCash, Oct. 23, 1995.
- Electronic Commerce Report*, Nov./Dec. 1996, vol. 4, No. 1.
- "ECash How digital 'coins' will finance Internet transactions," *Computer Daily News*, Mar. 26, 1996, Issue No. 954.
- Hickman, B., "Net mall brings e-cash online," *The Australian*, Jul. 7, 1997.
- "Innovators Putting Bytes In the Bank," *Business Weekly*, Nov. 11, 1996.
- Bloomberg, "Lines drawn for e-cash battle," *Banking & Finance*, *The Australian Financial Review*, Oct. 8, 1996.
- Davidson, J., "Electronic 'coin' advances," *Information*, *The Australian Financial Review*, Jun. 11, 1997.
- "Advance on Net," *Business*, *The Sydney Morning Herald*, Oct. 25, 1996.
- Prodraman, A., "Advance Bank is first to plunge into electronic system," *Computerworld*, Jun. 20, 1997.
- "Clever Currency," *SYTE*, *The Weekend Australian*, Jun. 21-22, 1997.
- "Advance goes ahead to e-cash transactions," *Smart Banking*, *The Australian*, Aug. 14, 1997.
- "Money on the line," *Computers & Communications*, *The Sydney Morning Herald*, Jun. 11, 1996.
- "Cornell, A.," *Advance Bank moving towards Internet cash*, *Banking & Finance*, *The Australian*, Oct. 25, 1996.
- Garfinkel, S., "Chapter 6, Digital Identification Techniques," *Web Serving & Commerce*, Jun. 1997, p. 101-104.
- Clarke, R., "Human Identification in Managment Challenges and Issues," Dec. 1994, [online] [Retrieved on Nov. 10, 2006] Retrieved from the internet URL:<http://www.anu.edu.au/people/Roger.Clarke/DV/HumanID.html>.
- Clarke, R., "Public Interests on the Electronic Frontier, Their Relevance to Policy—Formation for I.T. Security Techniques," Aug. 14 & 15, 1997, [online] [Retrieved on Nov. 10, 2006] Retrieved from the Internet URL:<http://www.anu.edu.au/people/Roger.Clarke/II/IRSecy97.html>.
- Schneider, B., "3.2 Authentication," *Applied Cryptography*, Second Edition, 1996, p. 52, John Wiley & Sons, Inc.
- Garfinkel, S., "Access Control Strategies," *Web Security & Commerce*, Jun. 1997, p. 279.
- Clarke, R., "Cryptography Issues in Plant Text," *Privacy Law and Policy*, 1996, [online] [Retrieved on Nov. 10, 2006] Retrieved from the internet URL:<http://www.austlii.edu.au/journals/PLPR/1996.23.html>.
- Garfinkel, S., "Chapter 1: The Web Security Landscape—Credit Cards, Encryption, and the Web," *Web Security & Commerce*, Jun. 1997, p. 14-20.
- "The Cartit commerce System 12,791 Registered Users & Developers in 112 countries!," *Cartit—Free Shopping Software for Internet Commerce*, 1996, [online] [Retrieved on Sep. 6, 2006] Retrieved from the internet URL: <http://www.cartit.com>.
- "Makers of the First Ever Turnkey E-Commerce Solution!" *EC Ware*, 1995, [online] [Retrieved on Oct. 17, 2006] Retrieved from the internet URL: <http://www.ecware.com/company>.
- Wilson, R., "How to know whether you need a Shopping Cart Program, or Outgrowing a Simple Order Form," *Web Marketing Today*, Mar. 19, 1996, Issue 9.
- Clarke, R., "The Set Approach to Net-based payments," Nov. 27, 1996, [online] [Retrieved on Nov. 10, 2006] Retrieved from the Internet URL:<http://www.anu.edu.au/people/Roger.Clarke/EC/SETOview.html>.
- Wilson, R., "Unraveling the Mysteries of Merchant Credit Card Accounts for Web Commerce," *Web Commerce Today*, Aug. 1, 1997, Issue 1.
- Yesil, M., "Creating the Virtual Store," *Wiley Computer Publishing*, 1996, 1997, pp. 34-160, 302-364.
- Secure Electronic Transaction (SET) Specification, Book 1: Business Description, Jun. 17, 1996, p. 53-60.
- Archived Usenet posts dated before Sep. 12, 1997, showing that Lech Janczewski used Usenet for both personal and professional communications, Google Groups, Google Search, May 12, 1981-Sep. 12, 1997.
- Archived Usenet dated before Sep. 12, 1997, which uses the phrase "One-click shopping" as early as 1992, Google Groups, Google Search, May 12, 1981-Sep. 12, 1997.
- Archived Usenet posts dated before Sep. 12, 1997, which refer to systems for ordering a virtual item in a computer game using a single action without the requirement to log in, Google Groups, Google Search, May 12, 1981-Sep. 12, 1997.
- Archived Usenet posts dated before Sep. 12, 1997, referring to interactive TV Systems in which pay-per-view or TV shopping used a button with a "single action" to purchase, Google Groups, Google Search, May 12, 1981-Sep. 12, 1997.
- Archived Usenet posts dated before Sep. 12, 1997, referring to dialer programs in which a customer who wished to view certain content would click to view on a website or download a player, Google Groups, Google Search, May 12, 1981-Sep. 12, 1997.

- Archived Usenet posts dated before Sep. 12, 1997, which refer to systems for ordering an item using a single action with the requirement to log in, Google Groups, Google Search, May 12, 1981–Sep. 12, 1997.
- Archived Usenet posts dated before Sep. 12, 1997, which refer to the use of cookies to remember the “state” in a shopping cart so that a user can place an order without logging in, Google Groups, Google Search, May 12, 1981–Sep. 12, 1997.
- Archived Usenet posts dated before Sep. 12, 1997, commenting on the OBI system referred to in the Statement of Case, Google Groups, Google Search, May 12, 1981–Sep. 12, 1997.
- Archived Usenet posts dated before Sep. 12, 1997, which refer to the process of logging in to change account information, Google Groups, Google Search, May 12, 1981–Sep. 12, 1997.
- Archived Usenet posts dated before Sep. 12, 1997, describing the combination of orders placed within a certain time interval, Google Groups, Google Search, May 12, 1981–Sep. 12, 1997.
- “Netscape White Papers.” Netscape Merchant System White Paper, 1997, Added to the Wayback Machine on May 23, 1997, [online] [Retrieved on Sep. 12, 2004] Retrieved from the internet: URL:<http://www.archive.org/web/19970523141802/www.netscape.com/comprod/products/ia...>
- “Rocketmail” Screen snapshots taken from www.archive.org of website www.rocketmail.com, Added to the Wayback machine on Jul. 1, 1997, [online] [Retrieval date unknown] Retrieved from the Internet: URL:<http://www.archive.org/web/19970601114957/http://www.rocketmail.com>.
- “Hotmail” Screen snapshots taken from www.archive.org of website www.hotmail.com, Added to the Wayback machine on Apr. 27, 1997, [online], [Retrieval date unknown] Retrieved from the Internet URL:http://web.archive.org/web/19970427180239/www.hotmail.com/features_logout.html.
- Schneider, B., “Email Security: How to keep your electronic messages private,” 1995, pp. 54–56, 69.
- McFadden, F., et al., “Modern Database Management,” 4th Edition, 1994, pp. 7,8,30,429.
- “Getting your business on the internet,” IDG Publications, 1996, p. 60.
- Crumfish, C., *The Internet Dictionary—The essential guide to netspeak*, 1995.
- Lynch, M., et al., *Internet system handbook*, 1993, pp. 185, 422, 423.
- Comer, D., “Chapter 19—Client–Server Models of Interaction,” *Internetworking with TCP/IP. Principles, protocols, and architecture*, vol. 1, 1995, pp. 325, 330–333 and 565.
- Dern, D., “Electronic Mail, Usenet, Remote Login, and File Transfer,” *The Internet Guide for New Users*, 1994, p. 120–123.
- “BNZ—Direct Debit Interface,” Feb. 7, 1996.
- “Payments Processing Policy—Draft Only,” Jan. 7, 1997.
- “Home Supermarket Shopping on the Internet Trial Launched—“The Great New Zealand Shopping Mall” Launches Beta Test,” Draft press lease for TGNZSM, Aug. 27, 1996.
- Voullaire, J., “Let your mouse do the Walking,” *Southern Skies Magazine*, Aug. 1997.
- Press Clippings related to on-line commerce in New Zealand on or prior to Sep. 12, 1997.
- “Armchair shopping in the virtual mall,” *NZ Leisure Times*, Sep. 1996.
- “Checking out the Cybermarket Shelves,” *Weekend Magazine*, *NZ Herald*, Feb. 22, 1997.
- “Online grocery Shopping arrives in Auckland,” *NZ Evening Post*, Jun. 23, 1997.
- “The Great New Zealand Shopping Mall,” Added to the Wayback machine on Jun. 6, 1997, [online], [retrieved on Jan. 6, 2006] Retrieved from the Internet URL:<http://web.archive.org/web/19970606211120/www.shoppingmall.co.nz/faq2.html>.
- “Welcome to NZ Internet Shop,” 1996, Added to the Wayback machine on Nov. 17, 1997, [online], [retrieved on Jan. 10, 2006] Retrieved from the Internet URL:<http://web.archive.org/web/199611170700045/shop.co.nz/info.html>.
- “Gamescape,” Added to the Wayback machine on Mar. 27, 1997, [online], [retrieved on Jan. 10, 2006] Retrieved from the Internet URL:<http://web.archive.org/web/199703270134/http://www.gamescape.co.nz>.
- Archived Usenet posts by Dennis Viehland dated before Sep. 12, 1997, commenting on the OBI system referred to in the Statement of Case, Google Groups, Google Search, May 12, 1981–Sep. 12, 1997.
- Ando, K., et al., “Comments of Eric Johnson Concerning Consumer On-line Privacy—P95487—An Examination of the Role of Clickstream Data in marketing through the Internet,” May 12, 1997.
- Viehland, D., “Internet Resources for Librarians: Developing Skills to Serve Your Clients,” Nov. 20–23, 1995, p. 40.
- Ives, B., et al., “The Customer Service Life Cycle: Looking Through the Customer’s Eyes,” Oct. 6, 1995.
- Ives, B., et al., “The Customer Service Life Cycle—Acquisition,” Oct. 6, 1995.
- Gilbert, A., “Start-up gives online shopping a makeover,” *CNET News.com*, Copyright 1995–2006, [online] [Retrieved on Feb. 7, 2006] Retrieved from the Internet URL:http://www.news.com/Start-up-gives-up-online-shopping-a-makeover/2100-1032_3-5857314.html.
- Rosa, J., “Channels: GTSI Revamps Web Site, To Add Configuration Engine,” *Computer Reseller News*, Jul. 28, 1997, p. 133.
- Newdom, J., *The New Shopping Network*, *Computerworld Retail Journal*, Jun. 1, 1996, p. R11.
- “Bizcom International, Bizcom releases SmartCart Shopping Cart software,” *M2 Presswire*, Mar. 21, 1997.
- “Cable A content delivery system,” *BeComm™ Corporation*, Dec. 3, 1996.
- “Portal™ Remote A Truly Universal Consumer Remote,” *BeComm™ Corporation*, Aug. 20, 1996.
- “Consumer Network Tap™ A Portal™ to the content world,” *BeComm™ Corporation*, Oct. 22, 1996.
- “Portal™ Operating System A White Paper,” *BeComm™ Corporation*, Dec. 11, 1996.
- DA Direct, Correspondence from DA Direct to customer, Apr. 19, 1995.
- DA Direct, *User Manual*, 1992, pp. 2–38.
- DA Direct, *Registration Form and Agreement*, Apr. 6, 1995.
- DA Direct, *Internet Bookshop—Customer Orders*, Nov. 14, 1996.

- DA Direct, Extracts from Dadirect information services FoxPro code showing trolley logic and credit card usage, Jan. 1996.
- Wednesday, January 29th PC Week Online, 1996. Added to the Wayback machine on Apr. 11, 1997, [online] [Retrieved on Jun. 18, 2008] Retrieved from the internet <URL:http://web.archive.org/web/19970411081004/www.pcweek.com.au/p...>.
- Thursday, September 26th PC Week Online, 1996. Added to the Wayback machine on Apr. 11, 1997, [online] [Retrieved on Jun. 18, 2008] Retrieved from the internet <URL:http://web.archive.org/web/19970411082633/www.pcweek.com.au/p...>.
- "OM-Transact™: A Technical Overview," Open Market Technical White Paper, Dec. 10, 1996, pp. 1–23.
- "Open market and leading Service Providers Commerce-Enable the World Wide Web," Open Market-Corporate Overview, Date unknown, [online] [Retrieved on Jul. 30, 1997] Retrieved from the internet <URL:http://www.openmarket.com/partners/commmsp.htm>.
- Allard, T., "Telstra may take on banks in the payments system," The Sydney Morning Herald, May 11, 1997.
- "Telstra Surelink™: Welcome to the Telstra SureLink™ — making life easier," Telstra Corporation Limited, 1997, [online] [Retrieved on Jul. 23, 1997] Retrieved from the internet <URL:http://www.surelink.com.au>.
- "Telstra Surelink™: Secure, convenient shopping: with Telstra Surelink™," 1997, [online] [Retrieved on Jul. 23, 1997] Retrieved from the internet <URL:http://www.surelink.com.au/c0.htm>.
- "Telstra Surelink™: Saving time and money by making life easier, with Telstra Surelink™," 1997, [online] [Retrieved on Jul. 23, 1997] Retrieved from the internet <URL:http://www.surelink.com.au/c1.htm>.
- "Telstra Surelink™: What can I buy: here and now with Telstra Surelink™," 1997, [online] [Retrieved on Jul. 23, 1997] Retrieved from the internet <URL:http://www.surelink.com.au/c3.htm>.
- "Telstra Surelink™: Payment and delivery: making life easier with Telstra Surelink™," 1997, [online] [Retrieved on Jul. 23, 1997] Retrieved from the internet <URL:http://www.surelink.com.au/c4.htm>.
- "Telstra Surelink™: The answers to Frequently Asked Questions: making life easier with Telstra Surelink™," 1997, [online] [Retrieved on Jul. 23, 1997] Retrieved from the internet <URL:http://www.surelink.com.au/c5.htm>.
- "Telstra Surelink™: Secure Transaction: here and now with Telstra Surelink™," 1997, [online] [Retrieved on Jul. 23, 1997] Retrieved from the internet <URL:http://www.surelink.com.au/t0.htm>.
- "SureLink Merchant Guide," (V2.0) Jul. 1997, p. 1–85.
- Telstra SureLink Overview, Aug. 1997, p. 1–12.
- "Salescart—Electronic Shopping Cart," SalesCart™, A division of ComCity® LLC, 1995–2008, [online] [Retrieved on Apr. 19, 2008] Retrieved from the internet <URL:http://www.salescart.com/company.htm>.
- Archive of "Welcome to Harris Technology on the Internet," Harris Technologies, 1996, [online] [Archived by http://web.archive.org on Dec. 22, 1996; Retrieved on Aug. 14, 2008] Retrieved from the internet <URL:http://web.archive.org/web/19961222113745/http://www.ht.com.au/>.
- Messmer, E., "Microsoft opens doors on Net store tools," Network World, Oct. 21, 1996, p. 16, vol. 13, No. 43.
- Cousins, S., et al., "InterPay: Managing Multiple Payment Mechanisms in Digital Libraries," Annual Conference on Digital Libraries, 1995, Can be retrieved from the internet <URL:http://www.dbai.tuwien.ac.at/staff/herzog/DL/DL95/papers/cousins/cousins.html>.
- Hauser, R., et al., "Generic Extensions of WWW Browsers," Proceedings of the First USENIX Workshop on Electronic Commerce, Jul. 1995, New York, NY.
- Tang, L., "A Set of Protocols for Micropayments in Distributed Systems," Proceedings of the First USENIX Workshop on Electronic Commerce, Jul. 1995, New York, NY.
- "09_539036_DynamicProductComparison.doc," Oct. 22, 2003, 16 pages.
- "A Text-Based View of the HyperCard FAQ ver. 1.2.2," HyperCard FAQ—Table of Contents, Nov. 18, 1997, 10 pages, [online] [retrieved on Mar. 16, 2003] Retrieved from the internet: <URL: http://www-psych.stanford.edu/~pinto/hc1.html>.
- "AIXlink/X.25 Version 2.1 for AIX: Guide and Reference," IBM Corp., Sep. 2005, Eight Edition, pp. iii–348.
- "Amazon.com Receives Patent for 1-Click," PR Newswire Association LLC, Oct. 12, 1999, 2 pages, [online] [retrieved on Mar. 16, 2007] Retrieved from the Internet: <URL: http://www.prnswire.com/cgi-bin/stories.pl?ACCT=105&STORY=/www/story/10-12-1999/0001042392>.
- "AOL," Wikipedia, Mar. 16, 2007, 15 pages, [online] [retrieved on Mar. 16, 2007] Retrieved from the Internet: <URL: http://en.wikipedia.org/wiki/America_Online>.
- "AppleLink," Wikipedia, Feb. 17, 2007, 3 pages, [online] [retrieved on Mar. 16, 2007] Retrieved from the Internet: <URL: http://en.wikipedia.org/wiki/AppleLink>.
- "Australian Purchasing & Supply," The Official Magazine of the Australian Institute of Purchasing & Materials Management, Jul./Aug. 1993, pp. 1–64.
- "Bitnet," Wikipedia, Feb. 23, 2007, 2 pages, [online] [retrieved on Mar. 16, 2007] Retrieved from the Internet: <URL: http://en.wikipedia.org/wiki/Bitnet>.
- "Borland Delphi," Wikipedia, Mar. 5, 2007, 6 pages, [online] [retrieved on Mar. 16, 2007] Retrieved from the Internet: <URL: http://en.wikipedia.org/wiki/Borland_Delphi>.
- "Bulletin Board System," Wikipedia, Mar. 8, 2007, 6 pages, [online] [retrieved on Mar. 16, 2007] Retrieved from the Internet: <URL: http://en.wikipedia.org/wiki/Bulletin_board_system>.
- "Citadel (software)," Wikipedia, Mar. 15, 2007, 7 pages, [online] [retrieved on Mar. 16, 2007] Retrieved from the Internet: <URL: http://en.wikipedia.org/wiki/Citadel_%28software%29>.
- "Clip-Art Window Shopper Users Manual," Adonis Corporation, 33 pages.
- "CompuServe," Wikipedia, Mar. 6, 2007, 8 pages, [online] [retrieved on Mar. 16, 2007] Retrieved from the Internet: <URL: http://en.wikipedia.org/wiki/CompuServe>.
- "Computer Reservations System," Wikipedia, Mar. 15, 2007, 7 pages, [online] [retrieved on Mar. 16, 2007] Retrieved from the Internet: <URL: http://en.wikipedia.org/wiki/Computer_reservations_system>.
- "Computer Software, Information About Qmodem," Computer Hope.com, 1998–2007, 2 pages, [online] [retrieved on Mar. 16, 2007] Retrieved from the Internet: <URL: http://www.computerhope.com/software/qmodem.htm>.

- "Control Functions for Coded Character Sets," ECMA, Standard ECMA-48, Fifth Edition, Jun. 1991, 108 pages, [online] [retrieved on Mar. 23, 2007] Retrieved from the Internet: <URL: <http://www.ecma-international.org/publications/files/ECMA-ST/Ecma-048.pdf>>.
- "Data Storage Device," Wikipedia, Mar. 13, 2007, 6 pages, [online] [retrieved on Mar. 16, 2007] Retrieved from the Internet: <URL: http://en.wikipedia.org/wiki/Data_storage_medium>.
- "DECnet," Wikipedia, Mar. 7, 2007, 3 pages, [online] [retrieved on Mar. 16, 2007] Retrieved from the Internet: <URL: <http://en.wikipedia.org/wiki/Decnet>>.
- "Description of Shopping Cart Options," The Online Exchange, Inc., Aug. 28, 1997, 1 page, [online] [retrieved on Mar. 7, 2007] Retrieved from the Internet: <URL: <http://web.archive.org/web/20010517041004/www.onlinex.com/>>, (as cited with link on p. 4, No. 15, in "Bounty Quest, 1-Click Prior Art," Bounty Quest, 8 pages, [online] [retrieved on Jan. 17, 2007] Retrieved from the Internet: <URL: <http://web.archive.org/web/20010405100818/www.bountyquest.com/patentinfo/oneclickart>>.)
- "Digital Equipment Corporation," Wikipedia, Mar. 14, 2007, 11 pages, [online] [retrieved on Mar. 16, 2007] Retrieved from the Internet: <URL: http://en.wikipedia.org/wiki/Digital_Equipment>.
- "Electronic In-Home Shopping: 'Our Stores are Always Open'," Chain Store Age Executive, Mar. 1985, 2 pages.
- "FidoNet," Wikipedia, Jan. 25, 2007, 7 pages, [online] [retrieved on Mar. 16, 2007] Retrieved from the Internet: <URL: <http://en.wikipedia.org/wiki/Fidonet>>.
- "For Immediate Release: Introducing LiveCard," Royal Software, Inc., 2 pages, [online] [retrieved on Mar. 16, 2007] Retrieved from the Internet: <URL: <http://web.archive.org/web/19990202232602/www.royalsoftware.com/descriptions/LiveCardpr1.html>>.
- "History, What This Page is About," TEXTFILES DOT COM, 4 pages, [online] [retrieved on Mar. 16, 2007] Retrieved from the Internet: <URL: <http://www.textfiles.com/history/>>.
- "HyperCard," Answers.com, 2007, 8 pages, [online] [retrieved on Mar. 21, 2007] Retrieved from the Internet: <URL: <http://www.answers.com/topic/hypercard>>.
- "Intellectual Property Analysis of Amazon's U.S. Patent No. 5,960,411, *Amazon.com, Inc. v. Barnesandnoble.com, Inc.*," Patently Obvious, Litigation Report, Mar. 2, 2001, pp. 1-6.
- "Interactive System Productivity Facility (ISPF), User's Guide," IBM Corp., Version 4, Release 2 for MVS, 1980, 1196 pages, [online] [retrieved on Mar. 7, 2007] Retrieved from the Internet: <URL: <http://publib.boulder.ibm.com/cgi-bin/bookmgr/BOOKS/ISPUGD02/CCONTENTS>>.
- "Internet," Wikipedia, Mar. 16, 2007, 15 pages, [online] [retrieved on Mar. 16, 2007] Retrieved from the Internet: <URL: <http://en.wikipedia.org/wiki/internet>>.
- "Internet Protocol, DARPA Internet Program Protocol Specification," Information Sciences Institute, RFC: 791, Sep. 1981, 49 pages, [online] [retrieved on Mar. 16, 2007] Retrieved from the Internet: <URL: <http://www.ietf.org/rfc/rfc0791.txt>>.
- "Internet Protocol Suite," Wikipedia, Mar. 14, 2007, 5 pages, [online] [retrieved on Mar. 16, 2007] Retrieved from the Internet: <URL: <http://en.wikipedia.org/wiki/TCP/IP>>.
- "List of BBS Software," Wikipedia, Mar. 13, 2007, 7 pages, [online] [retrieved on Mar. 16, 2007] Retrieved from the Internet: <URL: http://en.wikipedia.org/wiki/List_of_BBS_software>.
- "Minitel," Wikipedia, Mar. 13, 2007, 5 pages, [online] [retrieved on Mar. 16, 2007] Retrieved from the Internet: <URL: <http://en.wikipedia.org/wiki/Minitel>>.
- "Netbanking with your PC," Bank of Montreal MBANX, Jul. 7, 2007, 1 page [online] [retrieved on Mar. 7, 2007] Retrieved from the Internet: <URL: http://web.archive.org/web/20011127072707/www.bountyquest.com/images/b1025_14a.gif>, (as cited with link on p. 4, No. 14 in "Bounty Quest, 1-Click Prior Art," Bounty Quest, 8 pages, [online] [retrieved on Jan. 17, 2007] Retrieved from the Internet: <URL: <http://web.archive.org/web/20010405100818/www.bountyquest.com/patentinfo/oneclickart>>.)
- "Netscape Merchant System, Site Administrator's Handbook, Version 1.5," Netscape Communications Corporation, 1996, 336 pages.
- "Norm!," Norm's Quotation Page, Nov. 10, 1982, 7 pages, [online] [retrieved on Mar. 7, 2007] Retrieved from the Internet: <URL: <http://web.archive.org/web/20010702004226/ourworld.compuserve.com/homepages/wildkingdom/norm-b.htm>>.
- "Object Pascal," Wikipedia, Mar. 14, 2007, 5 pages, [online] [retrieved on Mar. 16, 2007] Retrieved from the Internet: <URL: http://en.wikipedia.org/wiki/Delphi_programming_language>.
- "Open Buying on the Internet (OBI) Standard Release V1.0," The OBI Consortium, May 1997.
- "OSI Model," Wikipedia, Mar. 15, 2007, 6 pages, [online] [retrieved on Mar. 16, 2007] Retrieved from the Internet: <URL: http://en.wikipedia.org/wiki/OSI_model>.
- "OSI Protocols," Wikipedia, Feb. 21, 2007, 3 pages, [online] [retrieved on Mar. 16, 2007] Retrieved from the Internet: <URL: http://en.wikipedia.org/wiki/OSI_protocols>.
- "Part III: Bulletin Board Systems," CTT, 6 pages, [online] [retrieved on Mar. 16, 2007] Retrieved from the Internet: <URL: <http://freegroups.net/camsoc/ctt/part-3.html>>.
- "PowerBuilder," Wikipedia, Mar. 14, 2007, 4 pages, [online] [retrieved on Mar. 16, 2007] Retrieved from the Internet: <URL: <http://en.wikipedia.org/wiki/Powerbuilder>>.
- "Prodigy (ISP)," Wikipedia, Feb. 17, 2007, 8 pages, [online] [retrieved on Mar. 16, 2007] Retrieved from the Internet: <URL: http://en.wikipedia.org/wiki/Prodigy_%2BISP%29>.
- "Qube Simulcast Program Listing," May 8-31, 1979, Qube Simulcast, pp. 15-42.
- "Set-Top Box," Wikipedia, Mar. 2, 2007, 2 pages, [online] [retrieved on Mar. 16, 2007] Retrieved from the Internet: <URL: http://en.wikipedia.org/wiki/Set_top_box>.
- "Star Trek," Television Series, 1987-1997, 2 pages, [online] [retrieved on Mar. 7, 2007] Retrieved from the Internet: <URL: <http://web.archive.org/web/20010330052126/www.startrek.com/>>, (as cited with link on p. 7 in "Bounty Quest, 1-Click Prior Art," Bounty Quest, 8 pages, [online] [retrieved on Jan. 17, 2007] Retrieved from the internet: <URL: <http://web.archive.org/web/20010405100818/www.bountyquest.com/patentinfo/oneclickart>>.)
- "Supplynet, Remote Requisitioning Systems," Ferntree Computer Corporation.
- "Supplynet, Requisitioning Training," Oct. 1993, pp. 1-91.

- "TAPCIS®, The Access Program for the CompuServe Information Service," Support Group, Inc., 8 pages, [online] [retrieved on Mar. 16, 2007] Retrieved from the Internet: <URL: <http://www.nfonet.org/files/modems.TAPCIS.TXT>>.
- "Telecom Plus, Supplynet User Manual," Telecom, Australia 1990, 330 pages.
- "textfiles.com," TEXTFILES.COM, 1 page, [online] [retrieved on Mar. 16, 2007] Retrieved from the Internet: <URL: <http://www.textfiles.com/>>.
- "The Free Dictionary, Data-Storage Medium," Farlex, Inc., 2007, 2 pages, [online] [retrieved on Mar. 16, 2007] Retrieved from the Internet: <URL: <http://www.thefreedictionary.com/data-storage+medium>>.
- "The Groupware Server for Web 2.0," Citadel, 2007, 2 pages, [online] [retrieved on Mar. 16, 2007] Retrieved from the Internet: <URL: <http://www.citadel.org/doku.php>>.
- "The Hyper.Active Software "Save HyperCard" Campaign," HyperActive Software, Aug. 19, 2000, 2 pages, [online] [retrieved on Mar. 16, 2007] Retrieved from the Internet: <URL: <http://www.hyperactivesw.com/SaveHC.html>>.
- "The Kermit Project," Columbia University, Dec. 14, 2006, 2 pages, [online] [retrieved on Mar. 16, 2007] Retrieved from the Internet: <URL: <http://www.columbia.edu/kermit/>>.
- "The Multics History Project is Scanning and Preserving Multics History. Can you Help?," Multics, Mar. 10, 2007, 3 pages, [online] [retrieved on Mar. 16, 2007] Retrieved from the Internet: <URL: <http://www.multicians.org/multics.html>>.
- "Transmission Control Protocol. DARPA Internet Program Protocol Specification," Information Sciences Institute, RFC: 793, Sep. 1981, 88 pages, [online] [retrieved on Mar. 16, 2007] Retrieved from the Internet: <URL: <http://www.ietf.org/rfc/rfc0793.txt>>.
- "Troubleshooting X.25 Connections," Cisco Systems, Inc., Nov. 27, 2001, 10 pages, [online] [retrieved on Mar. 16, 2007] Retrieved from the Internet: <URL: http://www.cisco.com/univercd/cc/td/doc/cisintwk/itg_v1/tr1919.htm>.
- "Usenet," Wikipedia, Mar. 12, 2007, 12 pages, [online] [retrieved on Mar. 16, 2007] Retrieved from the Internet: <URL: <http://en.wikipedia.org/wiki/Usenet>>.
- "Visual Component Library," Wikipedia, Jan. 24, 2007, 1 page, [online] [retrieved on Mar. 16, 2007] Retrieved from the Internet: <URL: http://en.wikipedia.org/wiki/Visual_component_library>.
- "VT100," Wikipedia, Jan. 26, 2007, 2 pages, [online] [retrieved on Mar. 16, 2007] Retrieved from the Internet: <URL: <http://en.wikipedia.org/wiki/VT100>>.
- "VT220," Wikipedia, Mar. 12, 2007, 1 page, [online] [retrieved on Mar. 16, 2007] Retrieved from the Internet: <URL: <http://en.wikipedia.org/wiki/VT220>>.
- "VT52," Wikipedia, Mar. 6, 2007, 2 pages, [online] [retrieved on Mar. 16, 2007] Retrieved from the Internet: <URL: <http://en.wikipedia.org/wiki/VT52>>.
- "Welcome to the HyperCard FAQ—Table of Contents," HyperCard FAQ 1, FAQ Version 1.2.2, Nov. 18, 1997, 10 pages, [online] [retrieved on Mar. 16, 2007] Retrieved from the Internet: <URL: <http://www.pfhyper.com/hcfaq/hsfaq1.html>>.
- "World Wide Web," Wikipedia, Mar. 14, 2007, 10 pages, [online] [retrieved on Mar. 16, 2007] Retrieved from the Internet: <URL: http://en.wikipedia.org/wiki/World_Wide_Web>.
- "X.25," Wikipedia, Feb. 21, 2007, 5 pages, [online] [retrieved on Mar. 16, 2007] Retrieved from the Internet: <URL: <http://en.wikipedia.org/wiki/X25>>.
- "X.25 Overview," Cisco Systems, Inc., Oct. 13, 2006, 7 pages, [online] [retrieved on Mar. 16, 2007] Retrieved from the Internet: <URL: http://www.cisco.com/univercd/cc/td/doc/cisintwk/ito_doc/x25.htm>.
- "Xanadu Archive Page," Xanadu, Mar. 11, 2007, 3 pages, [online] [retrieved on Mar. 16, 2007] Retrieved from the Internet: <URL: <http://xanadu.com/XUarchive/>>.
- "Xanadu Secrets Become Udanax Open-Source," Udanax.com, 2 pages, [online] [retrieved on Mar. 16, 2007] Retrieved from the Internet: <URL: <http://www.udanax.com/>>.
- "Xanadu Technologies—An Introduction," Xanadu, Aug. 23, 1997, 14 pages, [online] [retrieved on Mar. 16, 2007] Retrieved from the Internet: <URL: <http://xanadu.com/tech/>>.
- "XMODEM," Wikipedia, Feb. 12, 2007, 6 pages, [online] [retrieved on Mar. 16, 2007] Retrieved from the Internet: <URL: <http://en.wikipedia.org/wiki/Xmodem>>.
- "YMODEM," Wikipedia, Feb. 16, 2007, 1 page, [online] [retrieved on Mar. 16, 2007] Retrieved from the Internet: <URL: <http://en.wikipedia.org/wiki/YMODEM>>.
- "ZMODEM," Wikipedia, Jan. 12, 2007, 2 pages, [online] [retrieved on Mar. 16, 2007] Retrieved from the Internet: <URL: <http://en.wikipedia.org/wiki/ZMODEM>>.
- Albright, T. B., "Simple Internet Purchase Procedure," 1996, 2 pages, [online] [retrieved on Mar. 7, 2007] Retrieved from the Internet: <URL: http://www.archive.org/web/20010618164928/www.bountyquest.com/images/b1025_17a.jpg>.
- Bailey, J. P., "Opening the Set-Top Box Market," RPCP Working Paper, Feb. 3, 1995, pp. 1–28, [online] [retrieved on Mar. 16, 2007] Retrieved from the Internet: <URL: http://itc.mit.edu/rpcp/Pubs/settop_mkt/abstract.html>.
- Berners-Lee, T., "Hypertext Markup Language—2.0," Network Working Group, MIT/W3C, Nov. 1995, 70 pages, [online] [retrieved on Mar. 7, 2007] Retrieved from the Internet: <URL: <http://web.archive.org/web/20010627201434/www.cis.ohio-state.edu/cgi-bin/rfc/rfc1866.html>>.
- Cash, J., Jr., et al., "Corporate Information Systems Management Text and Cases," Second Edition 1988 Irwin, 3 pages.
- Chaffin, B., "John Sculley On Apple Today, & HyperCard Regrets," The Mac Observer, Inc., Oct. 3, 2003, 6 pages, [online] [retrieved on Mar. 16, 2007] Retrieved from the Internet: <URL: <http://www.macobserver.com/article/2003/10/03.5.shtml>>.
- Ciolek, T. M., "Internet Structure and Development: On Strategic Uses of the Archetypes of the Networked Mind," Research School of Pacific and Asian Studies, Australian National University, Jan. 1999, 22 pages, [online] [retrieved on Mar. 16, 2007] Retrieved from the Internet: <URL: <http://www.ciolek.com/PAPERS/pnc-taipei-99.html>>.
- Dawe, R. L., "Move it fast . . . eliminate steps," Transportation & Distribution, Penton Publishing and Marketing, Sep. 1997, 6 pages, [online] [retrieved on Feb. 27, 2007] Retrieved from the ProQuest on the Internet: <URL: <http://proquest.umi.com/pqdweb?Did=00000...6&Fmt=4&Deli=1&Mtd=1&ldx=1&Sid=9&RQT=309>>.
- Frenzel, C. W., "Management of Information Technology," Boyd & Fraser Publishing Company, 1992, 4 pages.

- Grandemange, A., "Amazon 1-Click Analysis," PageBox, Jan. 25, 2006, 30 pages, [online] [retrieved on Mar. 26, 2007] Retrieved from the Internet: <URL: <http://pagebox.net/1clickanalysis.html>>.
- Grandemange, A., "Software and Business Method Patents," PageBox, Jan. 22, 2006, 79 pages, [online] [retrieved on Mar. 16, 2007] Retrieved from the Internet: <URL: <http://pagebox.net/businessmethod.html>>.
- Greenberg, L., "Client/Server Computing in 1994, The New Generation of C/S Development Tools," Aug. 5, 1996, 23 pages, [online] [retrieved on Mar. 16, 2007] Retrieved from the Internet: <URL: <http://earthrenewal.org/cs94.htm>>.
- Gruner, R. S., "Everything Old Is New Again: Obviousness Limitations on Patenting Computer Updates of Old Designs," Boston University Journal of Science & Technology Law, 2003, pp. 211-283, vol. 9.
- Jones, G., "Alternatives to HyperCard," Nov. 23, 1999, 7 pages, [online] [retrieved on Mar. 16, 2007] Retrieved from the Internet: <URL: <http://modena.Intergate.ca/personal/gslj/hyperalternatives.html>>.
- King, C., "Amazon's Grasp on One-Click Patent May Be Slipping," Internetnews.com, Ecommerce, Mar. 14, 2001, 4 pages, [online] [retrieved on Oct. 23, 2003] Retrieved from the Internet: <URL: http://www.internetnews.com/ec-news/article.php/4_713681>.
- Lambert, N., "BountyQuest Revisited: The Coin Has Two Sides," Apr. 2, 2001, 3 pages, [online] [retrieved on Mar. 16, 2007] Retrieved from the Internet: <URL: <http://newsbreaks.infotoday.com/nbReader.asp?ArticleId=17623>>.
- Lawrence, E., et al., "Technology of Internet Business," John Wiley & Sons, 4 pages.
- Loney, K., "Oracle DBA Handbook," 1994, pp. 13, Osborne McGraw-Hill, Berkeley, CA.
- McKenna, P., "Internet Money is Blue Not Green," Newsbytes Inc., Newswire, Jun. 27, 1997, 1 page.
- Morgan, E. L., "Implementing TCP/IP Communications with HyperCard," Infomotions, Inc., Dec. 21, 1992, 19 pages, (Originally published in Information Technology and Libraries, Dec. 1992, pp. 421-432, vol. 11, No. 4), [online] [retrieved on Mar. 16, 2007] Retrieved from the Internet: <URL: <http://www.infomotions.com/musings/tcp-communications/>>.
- Nelson, T. H., "A Publishing and Royalty Model for Networked Documents," Coalition for Networked Information, Jul. 3, 2002, 4 pages, [online] [retrieved on Mar. 16, 2007] Retrieved from the Internet: <URL: <http://www.cni.org/docs/ima.ip-workshop/Nelson.html>>.
- Postel, J., "User Datagram Protocol," ISI, RFC 768, Aug. 28, 1980, 3 pages, [online] [retrieved on Mar. 16, 2007] Retrieved from the Internet: <URL: <http://www.ietf.org/rfc/rfc0768.txt>>.
- Raymond, E. S., "Terminal Type Descriptions Source File," terminfo syntax, Version 11.0.1, 302 pages, [online] [retrieved on Mar. 23, 2007] Retrieved from the Internet: <URL: <http://www.catb.org/~esr/terminfo/termtypes.ti.gz>>.
- Scardina, M., "Tapping the Treasures of CompuServe," HP Handheld Forum, 5 pages, [online] [retrieved on Mar. 16, 2007] Retrieved from the Internet: <URL: <http://www.palmtoppaper.com/ptphtml/27/pt27002e.htm>>.
- Trewitt, G., "Using Tcl to Process HTML Forms," Digital Equipment Corporation, 1994, NSL TN-14, pp. 1-41.
- Viescas, J. L., "The Official Guide to the Prodigy Service," Microsoft Press, 1991, 395 pages.
- "CompuServe Trend," CompuServe, 1987, (as discussed on p. 15 in "Opinion of the U.S. Court of Appeals, Federal Circuit," Tech Law Journal, 20 pages, [online] [retrieved on Mar. 28, 2007] Retrieved from the Internet: <URL: http://www.techlawjournal.com/courts1999/amazon_bn/20010214op.asp>).
- U.S. Appl. No. 10/212,367, filed Aug. 5, 2002, Spiegel et al.
- U.S. Appl. No. 10/194,602, filed Jul. 12, 2002, Bezos et al.
- U.S. Appl. No. 09/318,447, filed May 25, 1999, Bezos et al.
- "Default—Default Button—Default Home Page," definitions from Microsoft Press Computer Dictionary, Third Edition, Microsoft Corporation, 1997, pp. 137, Redmond Washington.
- Grandemange, A., "PageBox, 1-click prior art," PageBox, net, Feb. 7, 2006, 121 pages, [online] [retrieved on May 1, 2007] Retrieved from the Internet: <URL: <http://pagebox.net/1clickpriorartForPrinters.html>>.
- Yesil, M., "Creating the virtual store, Taking your web site from browsing to buying," Overview of Shopping Client Features, Appendix G, 1997, pp. 347-349, Wiley Computer Publishing, John Wiley & Sons, New York.
- "An Introduction to Ecash," DigiCash, 10 pages, [online] [retrieved on Aug. 2, 2008] Retrieved from the Internet: <URL: http://web.archive.org/web/19961102121426/digicash.com/publish/ecash_intro/ecash_intro.html>.
- "Australian Cybermalls News, New Archives Oct. 1996," Australian Cybermalls Pty Ltd., Oct. 31, 1996, 9 pages, [online] [retrieved on Jan. 15, 2007] Retrieved from the Internet: <URL: <http://ausmall.com.au/acnarch/acnews8.htm#961025>>.
- Furche, A., "True Electronic Cash on the Internet," DigiCash Slideshow, 1989, 10 pages.
- "Nomura Research Institute Licenses Ecash™ Technology for Japan's First True Electronic Money System," DigiCash Pty. Ltd., Press Release, Tokyo, Japan, Apr. 2, 1997, 3 pages, [online] [retrieved on Jan. 15, 2007] Retrieved from the Internet: <URL: <http://ntrg.cs.tcd.ie/mepeirce/Project/Press/japecash.html>>.
- Quittner, J., "Betting on Virtual Vegas," Time, Jun. 12, 1995, pp. 48-49, No. 23.
- Welch, C., "Using Electronic Cash Securely, Ecash™—The Internet Currency," Craig Welch & Associates Pte. Ltd., Slideshow, 1995, 11 pages.
- "ACME Computers Web Shots," 25 pages, [online] Retrieved from the Internet: <URL: <http://morwood.arl.wustl.edu/web-basket/acme/>>.
- "Amazon Web Page Containing Product Details of "Creating the Virtual Store" Providing Publish Date of Nov. 8, 1996," Amazon.com, Feb. 26, 2003, [online] Retrieved from the Internet: <URL: <http://www.amazon.com/exec/obidos/tg/detail/-/0471164941/002-1591839-2687212?vi=glance>>.
- "Amazon.com Catapults Electronic Commerce to Next Level with Powerful New Features," Amazon.com, Inc., Press Release: 3.0, 2 pages, [online] [retrieved on Jan. 19, 1999] Retrieved from the Internet: <URL: <http://internalfeatures/dept/marketing/AmazonLibrary1/sept23amazon.htm>>.
- "Amazon.com Rolls Out New Features," Amazon.com, Inc., Internet News.com, Sep. 24, 1997, 1 page, [online] [retrieved on Jan. 18, 1999] Retrieved from the Internet: <URL: <http://internal/dept/marketing/AmazonLibrary1/sept24internet.htm>>.
- "ASX, A Chronology of Key Events in ASX's Evolution," Australian Stock Exchange, Jun. 28, 2004, 3 pages.

- "Auction Express Auction Sites—Auction Software That Puts You in the Drivers Seat, Auction Express Websites," Global Exchange Technologies Inc., 2001, 2 pages, [online] [retrieved on Jul. 23, 2001] Retrieved from the Internet: <URL: <http://www.auction-express.net/>>.
- "Auction Express Auction Sites—Auction Software That Puts You in the Drivers Seat, Getting Started," Global Exchange Technologies Inc., 2001, 2 pages, [online] [retrieved on Jul. 23, 2001] Retrieved from the Internet: <URL: http://www.auction-express.net/html/getting_started.html>.
- "Auction Express Auction Sites—Auction Software That Puts You in the Drivers Seat, Pricing," Global Exchange Technologies Inc., 2001, 3 pages, [online] [retrieved on Jul. 23, 2001] Retrieved from the Internet: <URL: <http://www.auction-express.net/html/pricing.html>>.
- "Auction Express Auction Sites—Auction Software That Puts You in the Drivers Seat, Software Features," Global Exchange Technologies Inc., 2001, 5 pages, [online] [retrieved on Jul. 23, 2001] Retrieved from the Internet: <URL: http://www.auction-express.net/html/software_options.html>.
- "Auction Features—Strictly Exchange Online Auction Software, Flexible, Powerful, Affordable, and Creative . . ." Strictly Exchange, 1998–2001, 1 page, [online] [retrieved on Jul. 23, 2001] Retrieved from the Internet: <URL: <http://www.auctionhosting.com>>.
- "Auction Features—Strictly Exchange Online Auction Software, Programming & Design Services," Strictly Exchange, 1998–2001, 2 pages, [online] [retrieved on Jul. 23, 2001] Retrieved from the Internet: <URL: <http://www.strictlyexchange.com/custom/>>.
- "Auction Features—Strictly Exchange Online Auction Software, Software Package Pricing," Strictly Exchange, 1998–2001, 2 pages, [online] [retrieved on Jul. 23, 2001] Retrieved from the Internet: <URL: <http://www.strictlyexchange.com/software/software.htm>>.
- "Bounty Quest, 1-Click Prior Art," Bounty Quest, 8 pages, [online] [retrieved on] Retrieved from the Internet: <URL: <http://web.archive.org/web/20010405100818/www.bountyquest.com/patentinfo/oneclickart>>.
- "Business Innovation Through Telecommunications," Keen Innovations, 1999, 12 pages.
- "Client–Server," Wikipedia, 3 pages, [online] [retrieved on Dec. 28, 2006] Retrieved from the Internet: <URL: <http://en.wikipedia.org/wiki/Client-server>>.
- "CompuServe Classic Service—Company Analyzer Screen Shots," Nov. 11, 1999, 3 pages.
- "Cookies, Client–Side Persistent Information and Their Use," Jul. 28, 1995, 2 pages.
- "Cookies—What Every Web Designer Should Know," Journal of Design Science, Ignition, Inc., 1997–2001, 7 pages, [online] [retrieved on May 7, 2002] Retrieved from the Internet: <URL: www.ignitiondesign.com/journal/cookies>.
- "Dave Kristol's "State-info" Proposal," Email from Shel Kaphan to www-talk@w3.org, Aug. 10, 1995, 2 pages, [online] [retrieved on Nov. 15, 1999] Retrieved from the Internet: <URL: <http://www19.w3.org/Archives/Public/www-talk/1995JulAug/0338.html>>.
- "Demo Site, All Categories," Auction Express, 2001, 2 pages, [online] [retrieved on Jul. 23, 2001] Retrieved from the Internet: <URL: <http://www.usa4auction.com/demo/html/categories.htm>>.
- "Demo Site, Demo Site Manager," Auction Express, 2001, 2 pages, [online] [retrieved on Jul. 23, 2001] Retrieved from the Internet: <URL: http://www.auction-expre.../admin_manager.cgi?user=USA4&password=demo&menu=setu>.
- "Demo Site, New Member Registration," Auction Express, 2001, 2 pages, [online] [retrieved on Jul. 23, 2001] Retrieved from the Internet: <URL: http://www.usa4auction.com/demo/html/create_account.htm>.
- Digicash Ecash—Starting a Shop—Do It Yourself (Running Your Own Shop–Server) [Added to the Wayback Machine on Nov. 2, 1996] [online], [retrieved on Dec. 28, 2006] Retrieved from the Internet: <URL: http://web.archive.org/web/19961102104658/http://digicash.com/ecash/shop_self.html>.
- Digicash Ecash—Starting a Shop—Do It Yourself (Running Your Own Shop–Server on Windows NT/Windows 95 web server) [Added to the wayback Machine on Nov. 2, 1996] [online], [retrieved on Sep. 9, 2005] Retrieved from the Internet: <URL: http://web.archive.org/web/19961102104436/http://digicash.com/ecash/shop_win.html>.
- "Doonesbury Comics," The Doonesbury Company, 1996, 6 pages, [online] Retrieved from the Internet: <URL: <http://www.doonesbury.com/flashbacks/pages/1993/05/db930505>>.
- "Elcom. 10–K405 Annual Report," Elcom International, Inc., Mar. 25, 1997, Securities and Exchange Commission, Commission File No. 000–27376, Washington, DC.
- "Elements of the Networked Coke Machine, Coke Machine Components," Walter's Coke Project Homepage, 3 pages, [online] [retrieved on Jul. 23, 2001] Retrieved from the Internet: <URL: <http://www.ugcs.caltech.edu/~walterfb/coke/parts.html>>.
- "Features of the Next Generation Coke Machine," Walter's Coke Project Homepage, 1 page, [online] [retrieved on Jul. 23, 2001] Retrieved from the Internet: <URL: <http://www.ugcs.caltech.edu/~walterfb/coke/features.html>>.
- "Go–Cart Shopping Cart Software Features," Go International, Inc., 1996, 3 pages, [online] [retrieved on Nov. 19, 1999] Retrieved from the Internet: <URL: <http://www.go-cart.com/features.html>>.
- "Internet Access: Disc Distributing Announces Interactive World Wide," Infoautics Corporation, 1998, 3 pages, [online] [retrieved on Nov. 19, 1998] Retrieved from the Internet: <URL: http://www.elibrary.com/getdoc.cgi?id=117852032x0y1781w4&OIDS=0Q003D019&Form=RL&pubname=Cambridge_Work_Group_Computing_Report&puburl=0&querydocid=1007497@library_b&dtype=0-0&dinst=0>.
- "JavaScript Tip of the Week for Nov. 25, 1996: Everything You Ever Wanted to Know About Cookies," Jupitermedia Corporation, Nov. 25, 1996, 12 pages.
- "Lloyd's Coke Machine, A Complete Description of a Networked Coke Machine," Walter's Coke Project Homepage, Feb. 27, 1996, 2 pages, [online] [retrieved on Jul. 23, 2007] Retrieved from the Internet: <URL: <http://www.ugcs.caltech.edu/~walterfb/coke/coke.html>>.
- "Microsoft Excel User's Guide, Version 5.0," Microsoft Corporation, 1993, pp. 259–373.

- "Netscape LivePayment White Paper," Netscape Communications Corporation, 1996, 14 pages, [online] [retrieved on May 6, 2004] Retrieved from the Internet: <URL: [http://www.archive.org/web/19961026221246/www3.netscape.com/comprod/products/iappls/platform/live...>](http://www.archive.org/web/19961026221246/www3.netscape.com/comprod/products/iappls/platform/live...).
- "Netscape Merchant System, Getting Started, Version 1.5," Netscape Communications Corporation, 1995, pp. 5-100.
- "Oliver's Market, The Ordering System," 5 pages, [online] [retrieved on May 21, 2003] Retrieved from the Internet: <URL: <http://www.sonic.net/~raptor/current/how2ordr.html>>.
- "One Click E-Commerce Marketing Agreement with Cable-Data," The Gale Group, PR Newswire, Nov. 24, 1998, 3 pages.
- "Open TV Claims Patent on 'One Click'," CBSMarketwatch.com, Oct. 5, 2000, 2 pages, [online] [retrieved on Jan. 19, 2007] Retrieved from the Internet: <URL: [http://www.marketwatch.com/news/story/opentv-claims-one-click-technology/story.aspx?guid=%7bED6...>](http://www.marketwatch.com/news/story/opentv-claims-one-click-technology/story.aspx?guid=%7bED6...).
- "Pacific Coast Software Software Creates Virtual Shopping Cart," M2 Communications Ltd., M2 Presswire, Sep. 6, 1996, 1 page.
- "PerlShop Manual (version 2.2)," ARPAnet Corp., Nov. 24, 1996, 9 pages, [online] [retrieved on Nov. 19, 1998] Retrieved from the Internet: <URL: <http://www.w3u.com/grokksoft/shop/perlman.html>>.
- "Preliminary Injunction Lifted in 'One-Click' Patent Battle," Intellectual Property & Technology Law Journal, May 2001, 2 pages, vol. 13, No. 5.
- "Qube Advertisement," 27 pages.
- "Qube Program Guide," May 1979, 41 pages.
- "Sax Software Announces Sax NetSell; Sax NetSell's Design-Time ActiveX Controls Make Internet Commerce Easy," Business Wire, Inc., May 23, 1997, 2 pages.
- "Sentence Printing," Microsoft Word for Windows, User's Guide Version 6.0, First Edition, Jul. 15, 1994, pp. 537-556, Chapter 23.
- "Shopping Cart," Wikipedia, Jun. 2004, 1 page, [online] [retrieved on Jan. 19, 2007] Retrieved from the Internet: <URL: http://en.wikipedia.org/wiki/Shopping_cart>.
- "Software Creates Virtual Shopping Cart," Business Wire, Inc., Sep. 5, 1996, 2 pages.
- "Source Code for CokeServ," Walter's Coke Project Homepage, 2 pages, [online] [retrieved on Jul. 23, 2001] Retrieved from the Internet: <URL: <http://www.ngcs.caltech.edu/~walterfb/coke/code.html>>.
- "Subscriber Systems Model 8550 Remote Control Unit," Scientific-Atlanta, Inc., 1996, pp. 14-59-14-60.
- "Subscriber Systems Series 8590 Addressable Home Terminal with Volume Control," Scientific-Atlanta, Inc., 1996, pp. 14-37-14-40.
- "Telvue Corp., 10-Q Report for Sep. 30, 1995," Securities and Exchange Commission, Nov. 7, 1995, pp. 1-18, Commission File No. 0-17170, [online] [retrieved on Jul. 23, 2001] Retrieved from the Internet: <URL: <http://www.secinfo.com/dpJXs.a6.htm>>.
- "The Bidder Network Auction—Auction Sites and Auction Listings," The Bidder Network, 1998-2000, 3 pages, [online] [retrieved on Jul. 23, 2001] Retrieved from the Internet: <URL: <http://www.bidder-network.com/>>.
- "The Motley Fool," Amazon.com, Inc., Sep. 23, 1997, 1 page, [online] [retrieved on Jan. 12, 1999] Retrieved from the Internet: <URL: <http://internal.amazon.com/dept/marketing/AmazonLibrary1/sep23motley.htm>>.
- "The Web Maestro: An Interview with Tim Berners-Lee," MIT Technology Review, Jul. 1996, 11 pages.
- "Wave Systems Adds Credit Card Interface—To Facilitate 'One Click Commerce' via Internet, CD-ROM & Data Broadcast," Business Wire, Inc., Business Editors, Feb. 21, 1996, 2 pages, [online] [retrieved on Jan. 19, 2007] Retrieved from the Internet: <URL: [http://www.lexis.com/research/retrieve?m=c615878db404b45c3cddb468e0cf6ed&browseType=TEX...>](http://www.lexis.com/research/retrieve?m=c615878db404b45c3cddb468e0cf6ed&browseType=TEX...).
- Baron, C., et al., "Implementing a Web Shopping Cart," Dr. Dobb's Journal, Sep. 1996, pp. 64, 66, 68, 83-85.
- Buyer, L. J., et al., "Amazon.com, It's All About Efficiency," Internet/New Media, Deutsche Morgan Grenfell Technology Group, Oct. 10, 1997, p. 9.
- Carroll, J., et al., "1997 Canadian Internet Handbook," 1997, pp. 176-180, 317, Prentice-Hall Canada Inc.
- Clarke, R., "Case Study: OM Financial Derivative Exchanges," Xamax Consultancy Pty Ltd., Jun. 19, 1994, 11 pages, [online] [retrieved on Jan. 19, 2007] Retrieved from the Internet: <URL: <http://www.anu.edu.au/people/Rober.Clarke/EC/PaperOMX.html>>.
- Clarke, R., "Commodity Futures Trading at the CBOT," Xamax Consultancy Pty Ltd., Mar. 1994, 5 pages, [online] [retrieved on Jan. 19, 2007] Retrieved from the Internet: <URL: <http://www.anu.edu.au/people/Roger.Clarke/EC/PaperOLTCBOT.html>>.
- Clarke, R., "Cookies," Xamax Consultancy Pty Ltd., Jun. 1, 1998, 8 pages, [online] [retrieved on Jan. 19, 2007] Retrieved from the Internet: <URL: <http://www.anu.edu.au/people/Rober.Clarke/II/Cookies.html>>.
- Clarke, R., "Fast: Food for Strategic Thought," Xamax Consultancy Pty Ltd., Dec. 17, 1993, 7 pages, [online] [retrieved on Jan. 19, 2007] Retrieved from the Internet: <URL: <http://www.anu.edu.au/people/Roger.Clarke/EC/FAST.html>>.
- Clarke, R., "Net-Based Payment Schemes," Xamax Consultancy Pty Ltd., Dec. 1, 1996, 11 pages, [online] [retrieved on Jan. 19, 2007] Retrieved from the Internet: <URL: <http://www.anu.edu.au/people/Roger.Clarke/EC/EPMEPM.html>>.
- Clarke, R., "The Birth of Web Commerce," Xamax Consultancy Pty Ltd., Oct. 21, 2002, 4 pages, [online] [retrieved on Jan. 19, 2007] Retrieved from the Internet: <URL: <http://www.anu.edu.au/people/Roger.Clarke/II/WCBirth.html>>.
- Clarke, R., "The Strategic Intent of On-Line Trading Systems: A Case Study in National Livestock Marketing," Aug. 16, 1992, 21 pages, [online] [retrieved on Jan. 19, 2007] Retrieved from the Internet: <URL: <http://www.anu.edu.au/people/Roger.Clarke/EC/CALM.html>>.
- Cooper, A., "About Face—The Essentials of User Interface Design," IDG Books Worldwide, Inc., 1995, Chapters 11-15, Foster City, CA.
- Freed, K., "When Cable Went Qubist," Media Visions Webzine, May 5, 2000, 7 pages, [online] [retrieved on Oct. 8, 2000] Retrieved from the Internet: <URL: <http://www.kenfreed.org/itv-qube.html>>.
- Godbey, R., "The Law of the Line: The Pros and Cons of Patents," Hawaii Business, Nov. 2003, 3 pages, [online] Retrieved from the Internet: <URL: <http://www.hawaii-business.cc/hb82001/default.cfm?articleid=13>>.

- Gomes, L., "Web 'Cookies' May be Spying on You," San Jose Mercury News, Feb. 13, 1996, 2 pages, [online] [retrieved on Jan. 19, 2007] Retrieved from the Internet: <URL: [http://www.lexis.com/research/retrieve?m=9c2da0f92a3eef02b1f65a98bb2bbfb21&BrowseType=TEXT...>](http://www.lexis.com/research/retrieve?m=9c2da0f92a3eef02b1f65a98bb2bbfb21&BrowseType=TEXT...).
- Greenspun, P., "Philip and Alex's Guide to Web Publishing, Chapter 14: e-commerce," 31 pages, [online] [retrieved on Jul. 23, 2001] Retrieved from the Internet: <URL: <http://www.arsdigita.com/books/panda/e-commerce>.
- Heins, M., "MiniVend—Multi-Catalog Shopping Cart and Mall," Online MiniVend Reference Guide, pp. 1–194, [online] [retrieved on Dec. 30, 2003] Retrieved from the Internet: <URL: <http://www.snowcrest.net/cgi/catalog01/minivend.html>>.
- Hoque, R., "A Shopping Cart Application with JavaScript," Web Techniques, May 1998, pp. 63, 65, 66, 68.
- Jones, C., "Java Shopping Cart and Java Wallet; Oracle Plans to Join E-Commerce Initiative," InfoWorld Media Group, Mar. 31, 1997, 2 pages.
- Karpinski, R., "Web Commerce Services Take to Air Waves," CMP Media Inc., InternetWeek, Sep. 8, 1997, 2 pages, [online] [retrieved on Jan. 30, 2007] Retrieved from the Internet: <URL: [http://www.lexis.com/research/retrieve?_m=7cc672d04f2cc735ecc75713f0df21c0&__brow...>](http://www.lexis.com/research/retrieve?_m=7cc672d04f2cc735ecc75713f0df21c0&__brow...).
- Ketchpel, S. P., et al., "Shopping Models: A Flexible Architecture for Information Commerce," Proceedings of the 2nd ACM International Conference on Digital Libraries, Jul. 25–28, 1997, pp. 65–74.
- Kristol, D., et al., "HTTP State Management Mechanism," HTTP Working Group Internet Draft, Jul. 19, 1996, [online] [retrieved on Nov. 8, 1999] Retrieved from the Internet: <URL: <http://portal.research.bell-labs.com/~dmk/cookie-2.29.txt>>.
- Lockwood, J., "Web-Basket," 2 pages, [online] [retrieved on Oct. 24, 1999] Retrieved from the Internet: <URL: <http://morwood.arl.wustl.edu/web-basket/>>.
- Lockwood, J., "Web-Basket Documentation," 3 pages, [online] [retrieved on Oct. 24, 1999] Retrieved from the Internet: <URL: <http://morwood.arl.wustl.edu/web-basket/wb-doc.html>>.
- Meeker, M., et al., "Amazon.com (AMZN—www.amazon.com): A Basic Report for an Un-Based Company," U.S. and the Americas Investment Research, Morgan Stanley Dean Witter, Dec. 30, 1997, pp. 15–16.
- Nance, B., "Reviews: A Grand Opening for Virtual Storefront with Middleware," CMP Media, Inc., Jun. 1, 1997, pp. 80, [online] [retrieved on Nov. 19, 1998] Retrieved from the Internet: <URL: http://www.elibrary.com/getdoc.cgi?id=117852032x0y1781w4&OIDS=0Q005D005&Form=RI&pubname=Network_Computing&puburl=http-C--S--S--www.techweb.com&querydocid=1257247@library_a&dtype=0-0&dinst=0>.
- Nielsen, J., "Jacob Nielsen's Alertbox for Jan. 1997: Trends for the Web in 1997," Alertbox, Jan. 1997, 3 pages, [online] [retrieved on Jan. 19, 2007] Retrieved from the Internet: <URL: <http://www.useit.com/alertbox/9701.html>>.
- Notess, G. R., "The Wayback Machine: The Web's Archive," Online, The Leading Magazine for Information Professionals, Mar./Apr. 2002, 4 pages, [online] [retrieved on Jan. 19, 2007] Retrieved from the Internet: <URL: <http://www.info-today.com/online/mar02/OnTheNet.htm>>.
- Perry, T. S., "The Trials and Travails of Interactive TV," IEEE Spectrum, Apr. 1996, pp. 22–28.
- Siong, N. B., et al., "On-Line Trading at the Singapore Hog Auction Market (HAM)," Xamax Consultancy Pty Ltd., Jul. 25, 1992, 14 pages, [online] [retrieved on Jan. 19, 2007] Retrieved from the Internet: <URL: <http://www.anu.edu.au/people/Roger.Clarke/EC/HAM.html>>.
- Swatman, P. M. C., et al., "Integrating EDI into the Organization's Systems: A Model of the States of Integration," Proceedings of the Twelfth International Conference on Information Systems, Dec. 16–18, 1991, pp. 141–152, New York, New York.
- Swift, T., "The Everchanging Marketplace: From the Neighborhood Grocery to the Hyperstores of Today," The Forum, Aug. 18, 1999, 7 pages, [online] [retrieved on Dec. 30, 2003] Retrieved from the Internet: <URL: <http://www.in-forum.com/specials/century/jan3/week34.html>>.
- Tarsala, M., "OpenTV Claims 'One Click' Technology Rights," CBS MarketWatch, Oct. 5, 2000, 2 pages, [online] [retrieved on Jan. 19, 2007] Retrieved from the Internet: <URL: [http://www.marketwatch.com/news/story/opentv-claims-one-click-technology/story.aspx?guid=%7bED6...>](http://www.marketwatch.com/news/story/opentv-claims-one-click-technology/story.aspx?guid=%7bED6...).
- Terdoslavich, W., "Java Electronic Commerce Framework," Computer Reseller News, CMP Media, Inc., Sep. 23, 1996, 5 pages, [online] [retrieved on Nov. 19, 1998] Retrieved from the Internet: <URL: http://www.elibrary.com/getdoc.cgi?id=117852032x0y1781w4&OIDS=0Q001D002&Form=RI&pubname=Computer_Reseller_News&puburl=http-C--S--S--www.techweb.com&Querydocid=902269@library_d&dtype=0-0&dinst=0>.
- Trommer, D., "A New Wave in Online Credit," Electronic Buyers News, Mar. 4, 1996, 3 pages.
- Wasserman, E., "Close is Enough to Earn Amazon's Bounty," PC World, Mar. 16, 2001, 2 pages, [online] [retrieved on Dec. 22, 2003] Retrieved from the Internet: <URL: <http://www.pcworld.com/resource/printable/article/0,ald,44702,00.asp>>.
- Yesil, M., "Creating the Virtual Store," Netscape Communications Corporation, 1996, pp. 321–337, Appendix F.
- Yesil, M., "Creating the Virtual Store," Wiley Computer Publishing, 1997, pp. 118–121, 324–327.
- Steven Levy "The End of Money?" Newsweek pp. 62–65 Oct. 30, 1995.
- Kris Herbst "Webstock '94" Internet World pp. 82–85 Feb. 1995.
- Lisa Morgan "Cashing In" Internet World pp. 48–51 Feb. 1995.
- Kris Herbst "Web-posium" Internet World pp. 74–76 Oct. 1994.
- Anne Eisenberg "Doing Business on the Net" Scientific American p. 111 Nov. 1995.
- Joshua Quittner "Betting on Virtual Vegas" Time pp. 48–49 Jun. 12, 1995.
- Kelley Holland and Amy Cortese "The Future of Money" Business Week pp. 36–46 Jun. 12, 1995.
- Kurt Kleiner "Banking on Electronic Money" New Scientist pp. 26–30 Apr. 8, 1995.
- Gary Welz "New Deals" Internet World pp. 36–41 Jun. 1995.
- Peter H. Lewis "Attention Internet Shoppers: E-Cash is Here" The New York Times p. D4 Oct. 19, 1995.

- Trish Howard "Banks look to electronic future". Australian Accountant. [online] Melbourne: Apr. 1997. vol. 67, Iss. 3; p. 36, 3 pgs [Retrieved on Sep. 27, 2005] Retrieved from Abi-Inform.
- Anonymous "Electronic Money: So much for the cashless society". The Economist. [online] London: Nov. 26, 1994. vol. 333, Iss. 7891; p. 21, 3 pgs [Retrieved on Sep. 27, 2005] Retrieved from Abi-Inform.
- Buck, S. Peter "Electronic commerce—would, could and should you use current Internet payment mechanisms?". Internet Research. [online] Bradford: 1996. vol. 6, Iss. 2/3; p. 5 [Retrieved on Sep. 27, 2005] Retrieved from Abi-Inform.
- Sheils, Merry "More than simply cyber cents". Chief Executive. [online] New York: Dec. 1995., Iss. 109; p. 23, 1 pgs [Retrieved on Sep. 27, 2005] Retrieved from Abi-Inform.
- Castelluccio, Michael "The three-cent nickel is back". Management Accounting. [online] Montvale: Sep. 1996, vol. 78, Iss. 3; p. 45, 1 pgs [Retrieved on Sep. 27, 2005] Retrieved from Abi-Inform.
- "David Chaum—Chief Technology Officer and Chairman, DigiCash" Network Computing [online]. Manhasset: Sep. 1, 1996. p. 76 [Retrieved on Sep. 27, 2005] Retrieved from Abi-Inform.
- Davidson, Steven "PC-based home banking: Part II". America's Community Banker [online]. Washington: Jun. 1996, vol. 5, Iss. 6; p. 44, 3 pgs [Retrieved on Sep. 27, 2005] Retrieved from Abi-Inform.
- Anonymous, "In a silicon society, who will be king of electronic cash?" Bank Systems & Technology [online] New York: May 1996, vol. 33, Iss. 5; p. 72, 1 pgs [Retrieved on Sep. 27, 2005] Retrieved from Abi-Inform.
- Anonymous. "Banks issue DigiCash wallets" Bank Systems & Technology [online]. New York: May 1996. vol. 33, Iss. 5; p. 10, 1 pgs [Retrieved on Sep. 27, 2005] Retrieved from Abi-Inform.
- Anonymous. "What are these cyber-things?" ABA Bank Compliance [online]. Washington: May/June. 1996. vol. 17, Iss. 5; p. 13, 2 pgs [Retrieved on Sep. 27, 2005] Retrieved from Abi-Inform.
- Rowley, Jennifer "Retailing and shopping on the Internet". International Journal of Retail & Distribution Management [online]. Bradford: 1996. vol. 24, Iss. 3; p. 26 [Retrieved on Sep. 27, 2005] Retrieved from Abi-Inform.
- Nelson, Robin "Essential technology guide: Money & finance". Popular Science [online]. New York: Mar. 1996. vol. 248, Iss. 3; p. 65, 4 pgs [Retrieved on Sep. 27, 2005] Retrieved from Abi-Inform.
- Hapgood, Fred. "Sex sells" Inc [online]. Boston: 1996. vol. 18, Iss. 17; p. 45, 4 pgs [Retrieved on Sep. 27, 2005] Retrieved from Abi-Inform.
- Panurach, Patiwat "Money in electronic commerce. Digital cash, electronic fund transfer, and Ecash". Association for Computing Machinery, Communications of the ACM [online]. New York: Jun. 1996. vol. 39, Iss. 6; p. 45, 6 pgs [Retrieved on Sep. 27, 2005] Retrieved from Abi-Inform.
- Madamas, Nick "Options in electronic payment systems". Telemarketing & Call Center Solutions [online]. Norwalk: Sep. 1996. vol. 15, Iss. 3; p. 76, 4 pgs [Retrieved on Sep. 27, 2005] Retrieved from Abi-Inform.
- Bill Frezza "The Coming Clash Over Digital Cash Java And ActiveX Are Still Brewing". Network Computing [online]. Manhasset: Oct. 1, 1996. p. 35 [Retrieved on Sep. 27, 2005] Retrieved from Abi-Inform.
- Chaum, David "Money for the information age". Credit Union Management [online]. Madison: Feb. 1996. vol. 19, Iss. 2; p. 40, 2 pgs [Retrieved on Sep. 27, 2005] Retrieved from Abi-Inform.
- Anonymous, "Pay with a CyberCoin" Link—up [online]. Medford: Nov./Dec. 1996. vol. 13, Iss. 6; p. 1, 2 pgs [Retrieved on Sep. 27, 2005] Retrieved from Abi-Inform.
- Tom Groenfeldt "First Union testing electronic 'Wallet'". Bank Systems & Technology [online]. New York: Apr. 1997. vol. 34, Iss. 4; p. 19, 1 pgs [Retrieved on Sep. 27, 2005] Retrieved from Abi-Inform.
- Anonymous, "Funny money" The Economist [online]. London: Sep. 10, 1994. vol. 332, Iss. 7880; p. 74 [Retrieved on Sep. 27, 2005] Retrieved from Abi-Inform.
- Hewitt, Michael J. "Cash-in-hand or E-Cash on the Internet" Link—up [online]. Medford: Nov./Dec. 1994. vol. 11, Iss. 6; p. 14, 1 pgs [Retrieved on Sep. 27, 2005] Retrieved from Abi-Inform.
- Clemet, Andrew. "Digital cash" Work Study [online]. London: May/June. 1995. vol. 44, Iss. 3; p. 25, 1 pgs [Retrieved on Sep. 27, 2005] Retrieved from Abi-Inform.
- Bers, Joanna Smith "In memory of money" Bank Systems & Technology [online]. New York: Sep. 1995. vol. 32, Iss. 9; p. 42, 4 pgs [Retrieved on Sep. 27, 2005] Retrieved from Abi-Inform.
- Gibbs, Mark "Piling up the virtual money". Network World [online]. Framingham: Sep. 11, 1995. vol. 12, Iss. 37; p. SS17, 3 pgs [Retrieved on Sep. 27, 2005] Retrieved from Abi-Inform.
- Bers, Joanna Smith "Mark Twain Bank licenses ecash". Bank Systems & Technology [online]. New York: Dec. 1995. vol. 32, Iss. 12; p. 14, 1 pgs [Retrieved on Sep. 27, 2005] Retrieved from Abi-Inform.
- Prince, Cheryl J. "Getting into a no-load micropayments business without abandoning bank brand identity" Bank Systems & Technology [online]. New York: Oct. 1996. vol. 33, Iss. 10; p. 18, 1 pgs [Retrieved on Sep. 27, 2005] Retrieved from Abi-Inform.
- Anonymous "Distributions rush to the Web" Purchasing [online]. New York: Oct. 1996. vol. 120, Iss. 1; p. 128, 1 pgs [Retrieved on Sep. 27, 2005] Retrieved from Abi-Inform.
- [Online], [retrieved on Aug. 1, 2005]. Retrieved from the Internet <URL: http://web.archive.org/web/*/http://www.digicash.com/publish/ecash_intro/ecash_intro.html>.
- Digicash—An introduction to ecash [Added to the Wayback Machine on Nov. 2, 1996] [online], [retrieved on Aug. 1, 2005]. Retrieved from the Internet <URL: http://web.archive.org/web/19961102121426/http://digicash.com/publish/ecash_intro/ecash_intro.html>.
- Digicash home page [Added to the Wayback Machine on Nov. 2, 1996] [online], [retrieved on Aug. 1, 2005]. Retrieved from the Internet <URL: <http://web.archive.org/web/19961102102838/http://digicash.com/>>.
- Digicash ecash-ecash issuers [Added to the Wayback Machine on Nov. 2, 1996] [online], [retrieved on Aug. 1, 2005]. Retrieved from the Internet <URL: <http://web.archive.org/web/19961102103233/digicash.com/ecash/ecash-issuers.html>>.
- How to set up an ecash accepting shop [Added to the Wayback Machine on Nov. 2, 1996] [online], [retrieved on Aug. 1, 2005]. Retrieved from the Internet <URL: <http://web.archive.org/web/19961102103938/digicash.com/ecash/mt/builtshop.html>>.

Digicash news—hot news [Added to the Wayback Machine on Nov. 2, 1996] [online], [retrieved on Aug. 1, 2005]. Retrieved from the Internet <URL: <http://web.archive.org/web/19961102115004/digicash.com/news/hotnews.html>>.

How to use ecash through a firewall [Added to the Wayback Machine on Nov. 2, 1996] [online], [retrieved on Aug. 1, 2005]. Retrieved from the Internet <URL: <http://web.archive.org/web/19961102105003/digicash.com/ecash/techsupp/firewall.html>>.

Starting a Shop [Added to the Wayback Machine on Nov. 2, 1996] [online], [retrieved on Aug. 1, 2005]. Retrieved from the Internet <URL: http://web.archive.org/web/19961102105156/digicash.com/ecash/techsupp/start_shop.html>.

Digicash ecash—about ecash [Added to the Wayback Machine on Nov. 2, 1996] [online], [retrieved on Aug. 1, 2005]. Retrieved from the Internet <URL: <http://web.archive.org/web/19961102103150/digicash.com/ecash/about.html>>.

Digicash Mac ecash—spending and receiving money [Added to the Wayback Machine on Nov. 2, 1996] [online], [retrieved on Aug. 1, 2005]. Retrieved from the Internet <URL: <http://web.archive.org/web/19961102103855/digicash.com/ecash/mac/spend.html>>.

Digicash Mac ecash—preferences dialog box [Added to the Wayback Machine on Nov. 2, 1996] [online], [retrieved on Aug. 1, 2005]. Retrieved from the Internet <URL: <http://web.archive.org/web/19961102103843/digicash.com/ecash/mac/setupb.html>>.

Digicash ecash—help—client user interface quick reference [Added to the Wayback Machine on Nov. 2, 1996] [online], [retrieved on Aug. 1, 2005]. Retrieved from the Internet <URL: <http://web.archive.org/web/19961102104108/digicash.com/ecash/quickref.html>>.

Digicash Windows ecash—spending and receiving money [Added to the Wayback Machine on Nov. 2, 1996] [online], [retrieved on Aug. 1, 2005]. Retrieved from the Internet <URL: <http://web.archive.org/web/19961102112207/digicash.com/ecash/win/spend.html>>.

Digicash Unix ecash—spending and receiving money [Added to the Wayback Machine on Nov. 2, 1996] [online], [retrieved on Aug. 1, 2005]. Retrieved from the Internet <URL: <http://web.archive.org/web/19961102111612/digicash.com/ecash/unix/spend.html>>.

Digicash Unix ecash—setup dialog box [Added to the Wayback Machine on Nov. 2, 1996] [online], [retrieved on Aug. 1, 2005]. Retrieved from the Internet <URL: <http://web.archive.org/web/19961102111559/digicash.com/ecash/unix/setupb.html>>.

Digicash Unix ecash—ecash window [Added to the Wayback Machine on Nov. 2, 1996] [online], [retrieved on Aug. 1, 2005]. Retrieved from the Internet <URL: <http://web.archive.org/web/19961102111243/digicash.com/ecash/unix/ecwin.html>>.

Digicash ecash—about ecash trial [Added to the Wayback Machine on Nov. 2, 1996] [online], [retrieved on Aug. 1, 2005]. Retrieved from the Internet <URL: <http://web.archive.org/web/19961102105315/digicash.com/ecash/trial.html>>.

Digicash ecash—frequently asked questions [Added to the Wayback Machine on Nov. 2, 1996] [online], [retrieved on Aug. 1, 2005]. Retrieved from the Internet <URL: <http://web.archive.org/web/19961102103430/digicash.com/ecash/faq.html>>.

Ecash payment Mechanism [Added to the Wayback Machine on Nov. 2, 1996] [online], [retrieved on Sep. 9, 2005]. Retrieved from the Internet <URL: <http://web.archive.org/web/19961102104301/http://digicash.com/ecash/shop/paymethod.html>>.

Ecash shop behind a firewall [Added to the Wayback Machine on Nov. 2, 1996] [online], [retrieved on Sep. 9, 2005]. Retrieved from the Internet <URL: <http://web.archive.org/web/19961102104223/digicash.com/ecash/shop/firewall.html>>.

Ecash—starting a shop—do it yourself (Running your own shop—server on Windows NT/Windows 95 web server) [Added to the Wayback Machine on Nov. 2, 1996] [online], [retrieved on Sep. 9, 2005]. Retrieved from the Internet <URL: http://web.archive.org/web/19961102104436/http://digicash.com/ecash/shop_win.html>.

Digicash ecash—starting a shop—do it yourself (running your own shop—server) [Added to the Wayback Machine on Nov. 2, 1996] [online], [retrieved on Sep. 9, 2005]. Retrieved from the Internet <URL: http://web.archive.org/web/19961102104658/http://digicash.com/ecash/shop_self.html>.

Typical use of ecash in scripts [Added to the Wayback Machine on Nov. 2, 1996] [online], [retrieved on Sep. 9, 2005]. Retrieved from the Internet <URL: <http://web.archive.org/web/19961102104404/http://digicash.com/ecash/shop/usage.html>>.

Digicash ecash—sample CGI shell script [Added to the Wayback Machine on Nov. 2, 1996] [online], [retrieved on Sep. 9, 2005]. Retrieved from the Internet <URL: <http://web.archive.org/web/19961102104759/http://digicash.com/ecash/shop/shell.html>>.

Digicash ecash—startin a trial shop—main page [Added to the Wayback Machine on Nov. 2, 1996] [online], [retrieved on Sep. 9, 2005]. Retrieved from the Internet <URL: <http://web.archive.org/web/19961102104646/http://digicash.com/ecash/startshop.html>>.

Overview of MacEcash scriptability with AppleEvents [Added to the Wayback Machine on Nov. 2, 1996] [online], [retrieved on Sep. 9, 2005]. Retrieved from the Internet <URL: <http://web.archive.org/web/19961102104203/http://digicash.com/ecash/shop/applescript.html>>.

Digicash ecash—sample CGI perl script [Added to the Wayback Machine on Nov. 2, 1996] [online], [retrieved on Sep. 9, 2005]. Retrieved from the Internet <URL: <http://web.archive.org/web/19961102104735/http://digicash.com/ecash/perl.html>>.

Digicash ecash—interface between the ecash shop software and CGI scripts [Added to the Wayback Machine on Nov. 2, 1996] [online], [retrieved on Sep. 9, 2005]. Retrieved from the Internet <URL: <http://web.archive.org/web/19961102104713/http://digicash.com/ecash/options.html>>.

Digicash—publications on Digicash [Added to the Wayback Machine on Jan. 11, 1997] [online], [retrieved on Sep. 9, 2005]. Retrieved from the Internet <URL: http://web.archive.org/web/19970111164549/http://digicash.com/publish/pu_on_dc.html>.

Digicash ecash—cybershops alphabetical list [Added to the Wayback Machine on Jan. 11, 1997] [online], [retrieved on Sep. 9, 2005]. Retrieved from the Internet <URL: <http://web.archive.org/web/19970111164309/www.digicash.com/shops/alpha.html>>.

- Payment Timeout [Added to the Wayback Machine on Nov. 2, 1996] [online], [retrieved on Oct. 13, 2005]. Retrieved from the Internet <URL: http://web.archive.org/web/19961102104744/digicash_com/ecash/ecash.txt>.
- Payment failed! [Added to the Wayback Machine on Dec. 12, 1996] [online], [retrieved on Aug. 1, 2005]. Retrieved from the Internet <URL: http://web.archive.org/web/19961212141412/www.skylinemall.com/cgi-bin/nph-charge.cgi?l_Did_It.sit.bin>.
- Help Support the LPVA [Last updated: Dec. 12, 1995] [Added to the Wayback Machine on Dec. 12, 1996] [online], [retrieved on Aug. 1, 2005]. Retrieved from the Internet <URL: <http://web.archive.org/web/19961212141050/www.skylinemall.com/lpva/donate.html>>.
- Payment failed! [Added to the Wayback machine on Dec. 12, 1996] [online], [retrieved on Aug. 1, 2005]. Retrieved from the Internet <URL: <http://web.archive.org/web/19961212150032/www.skylinemall.com/cgi-bin/nph-charge.cgi?lpval.html>>.
- Have any cyberbucks? [© 1996] [the kiNETic e-cash page] [Added to the Wayback machine on Oct. 30, 1996] [online], [retrieved on Aug. 2, 2005]. Retrieved from the Internet <URL: <http://web.archive.org/web/19961030032746/http://bfic.net/ecash.html>>.
- Welcome to F&M Picture Shop [Last Modified: Sep. 19, 1995] [Added to the Wayback machine on Feb. 20, 1999] [online], [retrieved on Aug. 2, 2005]. Retrieved from the Internet <URL: <http://web.archive.org/web/19990220011624/http://kyypari.hkkk.fi/~k22749/shop/store.html>>.
- F&M Picture Shop [Added to the Wayback machine on Oct. 10, 1999] [online], [retrieved on Aug. 2, 2005]. Retrieved from the Internet <URL: <http://web.archive.org/web/19991010224623/http://kyypari.hkkk.fi/~k22749/shop/sale.html>>.
- JJL Shop [Oct. 5, 1994] [Added to the Wayback machine on Dec. 5, 1998] [online], [retrieved on Aug. 2, 2005]. Retrieved from the Internet <URL: <http://web.archive.org/web/19981205133543/http://www.primenet.com/commercial/jjlshop.html>>.
- Sponsor with Ecash [Last change, Jun. 16th, 1995] [Added to the Wayback machine on Jan. 29, 1998] [online], [retrieved on Aug. 2, 2005]. Retrieved from the Internet <URL: <http://web.archive.org/web/19980129202410/hplyot.obspm.fr/~dl/inc/ecash.html>>.
- Welcome to BAPS—the BitArt PaintingShop [Page last modified: Jan. 18, 1995] [Added to the Wayback machine on May 4, 1997] [online], [retrieved on Aug. 2, 2005]. Retrieved from the Internet <URL: <http://web.archive.org/web/19970504075536/http://www.ericson.nl/people/acb/shop.html>>.
- Sep. 30, 1996—Press Release—Cybercash [© 1998] [Added to the Wayback machine on Jun. 3, 2000] [online], [retrieved on Sep. 2, 2005]. Retrieved from the Internet <URL: <http://web.archive.org/web/20000603125102/cybercash.com/cybercash/company/news/releases/1996/96sept30.html>>.
- CyberCash in the News: 1996.[Sep. 30, 1996] [Added to the Wayback machine on Mar. 10, 2000] [online], [retrieved on Sep. 2, 2005]. Retrieved from the Internet <URL: <http://web.archive.org/web/20000410142725/www.cybercash.com/cybercash/company/news/1996headline.html>>.
- Sound Wire's Demo Store [All text, HTML, and graphics copyright (C) 1995, Soundwire, Inc.] [Added to the Wayback Machine on Feb. 20, 1997] [online], [retrieved on Sep. 10, 2005]. Retrieved from the Internet <URL: http://web.archive.org/web/19970220052103/soundwire.com/ecash_goodies.html>.
- DigiCash ecash—payment failed [Added to the Wayback machine on Nov. 22, 1996] [online], [retrieved on Sep. 10, 2005]. Retrieved from the Internet <URL: <http://web.archive.org/web/19961122060308/soundwire.com/cgi-bin/charge/samples/StressedOut.mp2>>.
- Make an ecash donation [Updated Feb. 1996] [Added to the Wayback machine on Feb. 21, 1999] [online], [retrieved on Sep. 10, 2005]. Retrieved from the Internet <URL: <http://web.archive.org/web/19990221192142/www.delorie.com/ecash-donation.html>>.
- David Chaum Managing Director Digicash Keynote Address given at Internet@Telecom95 Sunday, Oct. 8, 1995 Geneva Arena, Geneva, Switzerland [retrieved on Sep. 9, 2005] Retrieved from the Internet:<URL:<http://www.itu.int/TELECOM/w95/pressdocs/papers/chaum.html>>.
- Andre Baccard "Computer Privacy Handbook", CA, Peachpit Press 1995 pp. 87–90.
- Magdalena Yesil "Creating the Virtual Store" Wiley Computer Publishing 1997 pp. 150–151, 170 185, 289–301.
- Daniel C. Lynch and Leslie Lindquist "Digital Money" John Wiley & Sons 1996, pp. 28–31.
- Jim Higgins "Net Profit" Auckland Penguin 1997 pp. 147–156.
- Andres Furche and Graham Wrightson "Computer Money" Heidelberg dpunkt 1996 pp. 53–63, 101–103.
- Peter Wayner "Digital Cash—Commerce on the Net" Second edition, London AP Professional 1997 pp. 155–158, 189–197, 217–227, 341–343.
- Anonymous "Remembrance of sites past". Newsweek[online]. New York: Nov. 12, 2001, vol. 138, Iss. 20; p. 73, 1 pgs [Retrieved on Sep. 27, 2005] Retrieved from Abi-Inforn.
- Greg R Notess "The wayback machine: The Web's archive" [online]. Online. Medford: Mar./Apr. 2002, vol. 26, Iss. 2; p. 59, 3 pgs [Retrieved on Sep. 27, 2005] Retrieved from Abi-Inforn.
- Eli Edwards "Ephemeral to Enduring: The Internet Archive and Its Role in Preserving Digital Media" Information Technology and Libraries [online]. Chicago: Mar. 2004, vol. 23, Iss. 1; p. 3, 6 pgs [Retrieved on Sep. 27, 2005] Retrieved from Abi-Inforn.
- Paul Marks. "Way back when . . ." New Scientist[online]. London: Nov. 23, 2002, vol. 176, Iss. 2370; p. 46 [Retrieved on Sep. 27, 2005] Retrieved from Abi-Inforn.
- Wynn W. Coggins "Prior Art in the Field of Business Method Patents—When is an Electronic Document a Printed Publication for Prior Art Purposes?" Presented at AIPLA Fall 2002. The United States Patent and Trademark Office [online], [retrieved on Oct. 13, 2005]. Retrieved from the Internet <URL: <http://www.uspto.gov/web/menu/pbmethod/aipfall02paper.htm>>.
- European Patent Office 2005 seminar on Search and Documentation Methods. Workshop 5 "Internet as a source of prior art" p. 50–53 [online], [retrieved on Oct. 3, 2005] Retrieved from the Internet <URL: http://www.european-patent-office.org/dg1/searchseminar/2005/_pdf/sta_2005_ws_05_sidens_handouts.pdf>.

Internet Archive: Wayback Machine [online], [retrieved on Oct. 9, 2005]. Retrieved from the Internet <URL: <http://www.archive.org/web/web.php>>.

Internet Archive Frequently Asked Questions [online], [retrieved on Oct. 9, 2005]. Retrieved from the Internet <URL: <http://www.archive.org/about/faqs.php>>.

Internet Archive Wayback Machine: Advanced Search [online], [retrieved on Oct. 14, 2005]. Retrieved from the Internet <URL: <http://www.archive.org/collections/web/advanced.html>>.

A screen shot generated on Oct. 5, 2005 on of a computer screen when the command `javascript:alert(document.lastModified)` was entered into the window of a web browser displaying the web page: David Chaum Managing Director Digicash Keynote Address given at Internet@Telecom95 Sunday, Oct. 8, 1995 Geneva Arena, Geneva. Retrieved from the Internet:<URL:<http://www.itu.int/TELECOM/wt95/pressdocs/papers/chaum.html>>.

[Online], [retrieved on Nov. 2, 2004] A record showing that the book: "The Computer Privacy Handbook/Andre Baccard" was published on Mar. 2, 1995. Retrieved from the database of the US Copyright Office of the Library of Congress using the Internet <URL: <http://www.copyright.gov>>.

[Online], [retrieved on Nov. 2, 2004] A record showing that the book: "Digital cash : commerce on the net / aPeter Wayner" was published on Mar. 21, 1997. Retrieved from the database of the US Copyright Office of the Library of Congress using the Internet <URL: <http://www.copyright.gov>>.

[Online], [retrieved on Nov. 2, 2004] A record showing that the book: "Digital money: the new era of internet commerce / Daniel C. Lynch, Leslie Lundquist" was published on Dec. 29, 1995. Retrieved from the database of the US Copyright Office of the Library of Congress using the Internet <URL: <http://www.copyright.gov>>.

[Online], [retrieved on Nov. 2, 2004] A record showing that the book: "Creating the virtual store : taking your web site from browsing to buying / Magdalena Yesil" was published on Nov. 8, 1996. Retrieved from the database of the US Copyright Office of the Library of Congress using the Internet <URL: <http://www.copyright.gov>>.

Narten, Thomas "File Server" *Encyclopedia of Computer Science, Third Edition*, Ralston, Anthony, Edwin D. Reilly, eds. London, Chapman & Hall, 1993, 554-555.

Schneiderman, Ben, "Hypertext" *Encyclopedia of Computer Science, Third Edition*, Ralston, Anthony, Edwin D. Reilly, eds. London, Chapman & Hall, 1993, 632-635.

Downing, Douglas A, Covington, Michael, Mauldin Covington, Melody, *Dictionary of Computer Terms* New York, Barron's Educational Series, Inc., 1995, p. 44, 47, 57, 62, 87, 88, 148, 149, 202, 243, 285.

Pyle, I.C. and Illingworth, Valerie, eds. *Dictionary of Computing, Fourth Edition*, New York, Oxford University Press, Inc., New York, 1996, p. 54, 57, 76, 231, 318, 373, 444, 543, 544.

Berners-Lee, Tim and Fischetti, Mark *Weaving the Web—The Original Design and Ultimate Destiny of the World Wide Web By Its Inventor.*, New York, HarperCollins Publishers, Inc., 1999, Chapter 2, p. 7 to 23.

AMAZON.COM, Inc. v. BARNESANDNOBLE.COM, Inc. 239 F.3d 1343 (2001).

AMAZON.COM, Inc. v. BARNESANDNOBLE.COM, Inc. 73 F Supp. 2d 1228 (W.D. Wash. 1999), vacated by 239 F.3d 1343 (Fed. Cir. 2001) N. PTO/SB/42 Information Disclosure Citation in a Patent.

* cited by examiner

1
EX PARTE
REEXAMINATION CERTIFICATE
ISSUED UNDER 35 U.S.C. 307

THE PATENT IS HEREBY AMENDED AS
INDICATED BELOW.

Matter enclosed in heavy brackets [] appeared in the patent, but has been deleted and is no longer a part of the patent; matter printed in italics indicates additions made to the patent.

AS A RESULT OF REEXAMINATION, IT HAS BEEN DETERMINED THAT:

The patentability of claims **6-10** is confirmed.

Claims **1** and **11** are determined to be patentable as amended.

Claims **2-5** and **12-26**, dependent on an amended claim, are determined to be patentable.

1. A method of placing an order for an item comprising:
under control of a client system,
displaying information identifying the item *purchasable through a shopping cart model*; and
in response to only a single action being performed, sending a request to order the item along with an identifier of a purchaser of the item to a server system;

2

under control of a single-action ordering component of the server system,
receiving the request;
retrieving additional information previously stored for the purchaser identified by the identifier in the received request; and

generating an order to purchase the requested item for the purchaser identified by the identifier in the received request using the retrieved additional information; and
fulfilling the generated order to complete purchase of the item

whereby the item is ordered without using **[a]** *the shopping cart [ordering] model*.

11. A method for ordering an item using a client system, the method comprising:

displaying information identifying the item *purchasable through a shopping cart model* and displaying an indication of a single action that is to be performed to order the identified item; and

in response to only the indicated single action being performed, sending to a server system a request to order the identified item

whereby the item is ordered independently of **[a]** *the shopping cart model* and the order is fulfilled to complete a purchase of the item.

* * * * *