

*Trading Technologies International
Revenues by Year*

Note: This includes all TT revenue, not just screens.

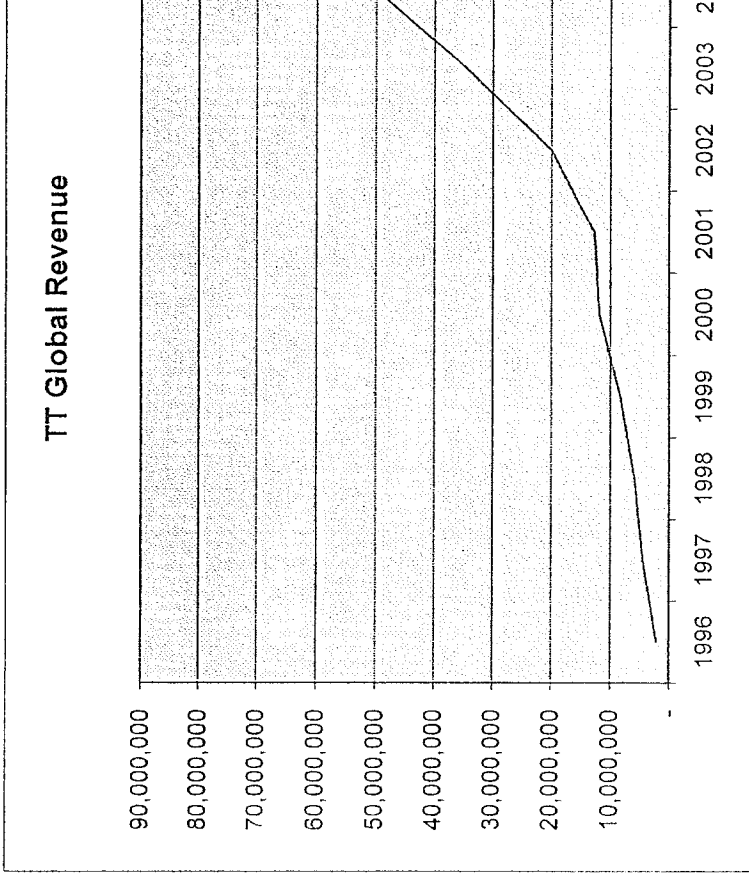
Year	Revenue
1996	2,059,070
1997	4,390,400
1998	5,856,903
1999	8,253,012
2000	11,771,164
2001	12,648,237
2002	19,965,224
2003	34,525,542
2004	50,734,061
2005	61,983,126
2006	82,132,045

Highly Confidential – Attorney’s Eyes Only

TT0107909

**TRADING TECH EXHIBIT 2231
TRADESTATION v. TRADING TECH
CBM2015-00161**

**PLAINTIFF'S
TRIAL EXHIBIT
782**



Month	X_TRADER@		X_TRADER@ Pro		TOTAL	
	Screens	Revenue	Screens	Revenue	Screens	Revenue
Dec-98	135	96,107	-	-	135	96,107
Jan-99	148	128,328	-	-	148	128,328
Feb-99	160	160,550	-	-	160	160,550
Mar-99	173	192,771	-	-	173	192,771
Apr-99	185	224,992	-	-	185	224,992
May-99	211	273,863	-	-	211	273,863
Jun-99	225	278,130	-	-	225	278,130
Jul-99	223	282,548	-	-	223	282,548
Aug-99	251	301,097	-	-	251	301,097
Sep-99	287	399,837	-	-	287	399,837
Oct-99	314	347,216	-	-	314	347,216
Nov-99	328	374,999	-	-	328	374,999
Dec-99	328	395,169	-	-	328	395,169
Jan-00	319	396,633	-	-	319	396,633
Feb-00	357	409,455	-	-	357	409,455
Mar-00	376	419,011	-	-	376	419,011
Apr-00	403	434,211	-	-	403	434,211
May-00	410	453,893	-	-	410	453,893
Jun-00	426	457,415	-	-	426	457,415
Jul-00	427	479,281	-	-	427	479,281
Aug-00	531	462,098	-	-	531	462,098
Sep-00	597	464,841	-	-	597	464,841
Oct-00	625	533,038	-	-	625	533,038
Nov-00	692	564,895	-	-	692	564,895
Dec-00	748	597,673	-	-	748	597,673
Jan-01	803	637,824	-	-	803	637,824
Feb-01	810	669,360	-	-	810	669,360
Mar-01	827	692,290	-	-	827	692,290
Apr-01	867	701,366	-	-	867	701,366
May-01	914	708,830	-	-	914	708,830
Jun-01	934	734,315	-	-	934	734,315
Jul-01	1,000	762,238	-	-	1,000	762,238
Aug-01	982	775,075	-	-	982	775,075
Sep-01	1,030	817,618	-	-	1,030	817,618
Oct-01	1,123	851,827	-	-	1,123	851,827
Nov-01	1,176	891,228	-	-	1,176	891,228
Dec-01	1,206	929,280	-	-	1,206	929,280
Jan-02	1,247	969,575	-	-	1,247	969,575
Feb-02	1,314	1,009,870	-	-	1,314	1,009,870
Mar-02	1,368	1,050,166	10	23,402	1,378	1,073,567
Apr-02	1,418	1,090,461	39	46,803	1,457	1,137,264
May-02	1,484	1,130,756	57	70,205	1,541	1,200,961
Jun-02	1,625	1,171,051	60	93,606	1,685	1,264,657
Jul-02	1,722	1,211,347	82	117,008	1,804	1,328,354
Aug-02	1,784	1,251,642	115	140,409	1,899	1,392,051
Sep-02	1,832	1,291,937	130	163,811	1,962	1,455,748
Oct-02	1,888	1,332,232	152	187,212	2,039	1,519,445
Nov-02	1,943	1,372,528	174	210,614	2,117	1,583,141
Dec-02	1,999	1,412,823	195	234,015	2,194	1,646,838
Jan-03	2,054	1,453,118	217	257,417	2,271	1,710,535
Feb-03	2,169	1,537,172	251	294,837	2,420	1,832,009
Mar-03	2,356	1,637,251	305	330,374	2,661	1,967,625
Apr-03	2,398	1,701,815	352	382,423	2,750	2,084,238
May-03	2,459	1,751,667	399	433,289	2,858	2,184,955
Jun-03	2,531	1,792,923	421	486,982	2,952	2,279,905
Jul-03	2,609	1,836,569	474	532,238	3,083	2,368,808
Aug-03	2,650	1,875,588	507	586,107	3,157	2,461,695
Sep-03	2,755	1,921,111	529	602,951	3,284	2,524,062
Oct-03	2,856	1,978,024	551	651,568	3,407	2,629,592
Nov-03	2,954	2,018,818	595	704,878	3,549	2,723,696
Dec-03	2,957	2,017,223	592	731,036	3,549	2,748,259
Jan-04	3,055	2,060,055	689	737,937	3,744	2,797,991
Feb-04	3,090	2,059,512	840	838,278	3,930	2,897,791
Mar-04	3,061	2,065,300	880	894,081	3,941	2,959,381
Apr-04	3,134	2,116,882	933	954,201	4,067	3,071,083
May-04	3,177	2,192,379	1,081	1,045,678	4,258	3,238,056
Jun-04	3,256	2,205,614	1,075	1,179,364	4,331	3,384,977
Jul-04	3,294	2,210,822	1,226	1,251,539	4,520	3,462,361
Aug-04	3,324	2,230,308	1,235	1,299,249	4,559	3,529,558
Sep-04	3,410	2,264,174	1,339	1,345,559	4,749	3,609,734
Oct-04	3,513	2,268,744	1,459	1,421,159	4,972	3,689,903
Nov-04	3,526	2,256,431	1,488	1,474,047	5,014	3,730,478

Highly Confidential – Attorney’s Eyes Only

TT0107910

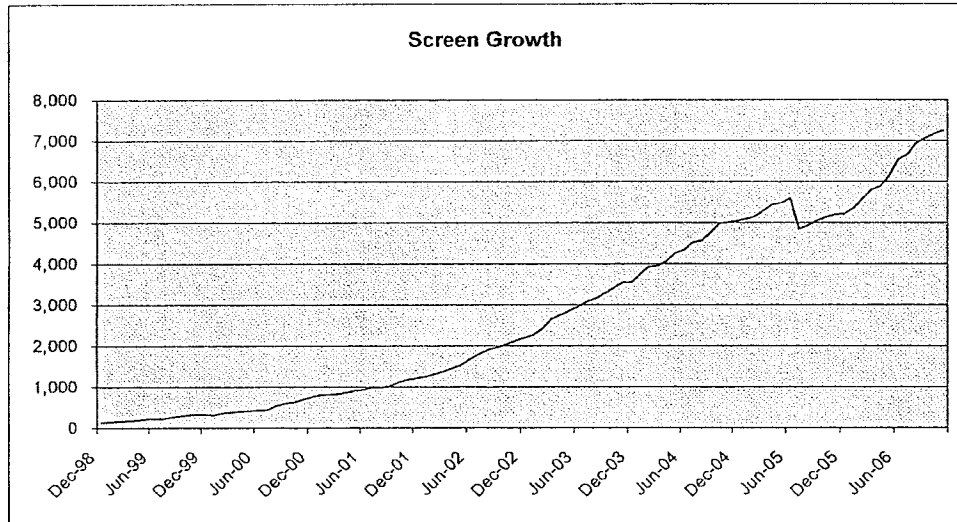


Find authenticated court documents without watermarks at docketalarm.com.

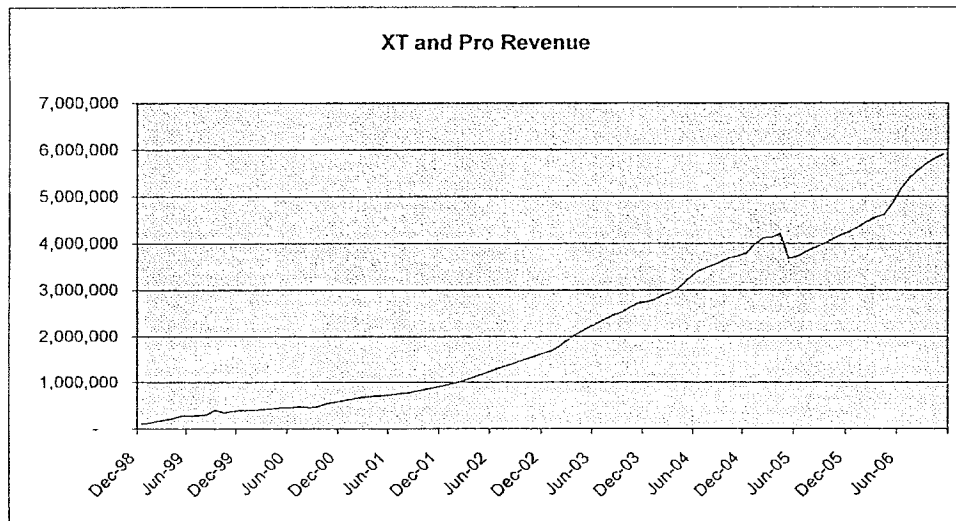
Dec-04	3,505	2,254,845	1,533	1,533,122	5,038	3,787,966
Jan-05	3,565	2,349,126	1,521	1,636,611	5,086	3,985,737
Feb-05	3,609	2,416,045	1,536	1,695,357	5,145	4,111,402
Mar-05	3,772	2,425,749	1,519	1,697,210	5,291	4,122,959
Apr-05	3,833	2,466,155	1,603	1,740,043	5,436	4,206,198
May-05	3,821	2,076,872	1,655	1,597,829	5,476	3,674,701
Jun-05	3,860	2,056,277	1,737	1,665,292	5,597	3,721,568
Jul-05	3,277	2,094,289	1,571	1,733,231	4,848	3,827,520
Aug-05	3,296	2,124,771	1,635	1,780,721	4,931	3,905,492
Sep-05	3,358	2,158,423	1,692	1,822,500	5,050	3,980,923
Oct-05	3,432	2,222,596	1,707	1,861,762	5,139	4,084,358
Nov-05	3,465	2,267,770	1,737	1,912,497	5,202	4,180,267
Dec-05	3,458	2,242,847	1,757	1,997,669	5,215	4,240,516
Jan-06	3,471	2,257,422	1,883	2,090,716	5,354	4,348,139
Feb-06	3,610	2,274,936	1,972	2,185,478	5,582	4,460,415
Mar-06	3,785	2,324,447	2,024	2,226,783	5,809	4,551,230
Apr-06	3,733	2,319,810	2,156	2,294,229	5,889	4,614,039
May-06	3,845	2,465,573	2,318	2,388,214	6,163	4,853,787
Jun-06	4,019	2,589,879	2,522	2,565,311	6,541	5,155,190
Jul-06	4,042	2,657,625	2,623	2,736,516	6,665	5,394,141
Aug-06	4,114	2,713,349	2,824	2,850,441	6,938	5,563,790
Sep-06	4,133	2,723,619	2,939	2,988,869	7,072	5,712,488
Oct-06	4,146	2,760,617	3,030	3,061,646	7,176	5,822,263
Nov-06	4,215	2,762,687	3,032	3,135,942	7,247	5,898,629
Dec-06	4,175	2,788,333	2,989	3,193,145	7,164	5,981,478
Jan-07	4,280	2,813,851	3,033	3,170,836	7,313	5,984,687
Feb-07	4,284	2,864,308	3,141	3,304,365	7,425	6,168,673
Mar-07	4,182	2,813,003	3,179	3,367,519	7,361	6,180,522

Estimated

Note: - Screen counts are a snapshot of the number of licenses on the last day of each month.
- Revenue is gross (does not include credits)



release?



release?

Highly Confidential – Attorney’s Eyes Only

TT0107912