

**IN THE UNITED STATES PATENT AND TRADEMARK OFFICE**

IN RE APPLICATION OF: BRYAN T. CUPPS  
 APPLICATION No.:  
 FILED: AUGUST 22, 2012  
 FOR: AN INTERNET ONLINE ORDER  
 METHOD AND APPARATUS

EXAMINER: ARTHUR D. DURAN  
 ART UNIT: 3682  
 CONF. No:

**PRELIMINARY STATEMENT**

Mail Stop New Application  
 Honorable Commissioner for Patents  
 P.O. Box 1450  
 Alexandria, VA 22313-1450

Sir:

A continuation application is presented herewith, containing claims 1-21. Applicant notes that filed claims 1-18 are copied from claims 1–18 of issued U.S. Patent No. 8,146,077, issued March 27, 2012 from U.S. Application No. 11/112,990 filed April 22, 2005 ("the '077 Patent"):

At least the following identified portions of the current application provide written description support for the copied claims:

<b>Current App. Claim No.</b>  <b>[The '077 Patent Claim No.]</b>	<b>Text of Claim</b>	<b>Current application support (citations are to the page and line number of the Specification as filed (Specification as filed))</b>
1. [1.]	An information management <sup>[1]</sup> and real time synchronous <sup>[2]</sup> communications system for configuring <sup>[2]</sup> and transmitting <sup>[2]</sup> hospitality menus <sup>[3]</sup> comprising:	<sup>1</sup> : "A system ... for providing an online ordering machine that manages the distribution of home delivered products ... [and] provides the customers with product information ...." (Specification as filed at 28:3–8, Abstract) <sup>2</sup> : "[T]he online ordering

Current App. Claim No.  [The '077 Patent Claim No.]	Text of Claim	Current application support (citations are to the page and line number of the Specification as filed (Specification as filed))
		<p>machines ... including a web creation procedure that dynamically generates menu web pages in response to a customer's request.... An Internet customer is provided with a menu web page listing those vendors or restaurants that service the customer's location." (Specification as filed at 3:32-4:3)</p> <p><sup>3</sup>: "FIG. 9 is a menu web page 144 showing the various types of food items that a particular restaurant offers...." (Specification as filed at 16:10-11) ("...hospitality industry, e.g., for restaurant ordering...." (The '077 Patent at 1:33-34) Thus, the "hospitality menus" include restaurant related menus according to the disclosure of The '077 Patent.)</p>
	a. a central processing unit,	"[T]he online ordering machine 106 ... includes a central processing unit (CPU) 112 ... a user interface 114, a memory 118...." (Specification as filed at 6:30-32)
	b. a data storage device connected to said central processing unit,	See above regarding "a central processing unit."
	c. an operating system including a first graphical user interface,	See above regarding "a central processing unit."
	d. a master menu <sup>[1]</sup> including at least menu categories, <sup>[2]</sup> menu items <sup>[3]</sup> and modifiers, <sup>[4]</sup> wherein said master menu is capable of being stored on said data storage device pursuant to a master menu file structure <sup>[5]</sup> and said master menu is capable of being configured for display to facilitate user operations in at least one window of said	"The memory 118 can contain ... web page creation procedures 126 that dynamically generate menu web pages in response to a customer's request; <sup>[6]</sup> ...one or more menu web pages 144 <sup>[1]</sup> that are dynamically created by

Current App. Claim No.  [The '077 Patent Claim No.]	Text of Claim	Current application support (citations are to the page and line number of the Specification as filed (Specification as filed))
	first graphical user interface <sup>[6]</sup> as cascaded sets <sup>[7]</sup> of linked graphical user interface screens, <sup>[8]</sup> and	<p>the web creation procedure 126,<sup>[6]</sup> a menu file system 146 including one or more menu files representing menu data associated with a particular vendor...;<sup>[6]</sup>” (Specification as filed at 8:7–31.)</p> <p>See Fig. 12B:                      FIG. 12B shows a menu<sup>[1]</sup> in two windows, in the left window, the menu includes at least menu categories<sup>[2]</sup> (e.g. “User Profile” category, “What type of restaurant are you looking for?” category, etc.), and menu items thereof (e.g. “DELIVERY” and “TAKE OUT” for the “What type of restaurant are you looking for?” category)<sup>[3]</sup> and right window includes at least modifiers<sup>[4]</sup> (“We will search for restaurants near these address,” and the “work” address).  <i>(According to the disclosure of the '077 Patent, “a menu system comprises <b>cascading</b> sets of menus which are displayable in context to show the parent/child relationships between options of the context menu.” The '077 Patent at 6:49–51, emphasis added. As shown in FIG. 12B, the menu shows the parent/child relationships between options, wherein the parent option is “What type of restaurant are you looking for” and the child option is, e.g. “DELIVERY,”<sup>[7]</sup> which are linked to graphical user interface screens<sup>[8]</sup>)</i></p>

<p>Current App. Claim No.  [The '077 Patent Claim No.]</p>	<p>Text of Claim</p>	<p>Current application support (citations are to the page and line number of the Specification as filed (Specification as filed))</p>
	<p>e. menu configuration software<sup>[1]</sup> enabled to generate a programmed handheld menu configuration<sup>[2]</sup> from said master menu for wireless transmission<sup>[3]</sup> to and programmed for display on a wireless handheld computing device,<sup>[4]</sup> said programmed handheld menu configuration comprising at least menu categories, menu items and modifiers<sup>[5]</sup> and wherein the menu configuration software is enabled to generate said programmed handheld menu configuration by utilizing parameters from the master menu file structure defining at least the menu categories, menu items and modifiers of the master menu such that at least the menu categories, menu items and modifiers comprising the programmed handheld menu configuration are synchronized in real time with analogous information comprising the master menu,<sup>[6]</sup></p>	<p>“[T]he client computer 102 ... includes ... a memory 119...and a communication interface 116.<sup>[1]</sup> The communications interface 116 is used to communicate with the server computer 106 as well as other system resources not shown.... The memory 119 can contain ... Internet access procedures 122,<sup>[1]</sup>....” (Specification as filed at 6:19–27.)</p> <p>“[T]he online ordering machine 106 ... includes ... a memory 118, a communication interface 116<sup>[1]</sup>.... The communications interface 116 is used to communicate with the client computers 102 as well as other system resources not shown.” (Specification as filed at 6:30–7:3) “The memory 118 can contain ... Internet access procedures 122<sup>[1]</sup>; web server procedures 124<sup>[1]</sup>....” (Specification as filed at 8:7–11.)</p> <p>“Fig. 1 illustrates a system 100 ... including a number of client computers 102A-102N and one or more online ordering machines 106 in communication via a communications link 104<sup>[3]</sup>.... The communication link 104 generically refers to any type of wire or wireless<sup>[3]</sup> link between computers....A client computer 102 can be any type of computing device, such as but not limited to, ..., laptops,<sup>[4]</sup>....” (Specification as</p>



Current App. Claim No.  [The '077 Patent Claim No.]	Text of Claim	Current application support (citations are to the page and line number of the Specification as filed (Specification as filed))
		<p>filed at 6:1–15.) (According to the disclosure of the '077 Patent, "handheld computing device" includes "handheld computer and PDA devices." (The '077 Patent 3:25–26). Laptop is a handheld computer, thus, the Specification as filed provides proper written description for "handheld computing device.")</p> <p>"The customer can then select a particular vendor or restaurant and one or more menu web pages 144<sup>[5]</sup> including the selected information that is dynamically created by the web creation procedure 126 and provided to the customer's client computer 102. The customer can then browse through the menu web pages 144 and select items of interest. The user's selection or requests are used by the web creation procedure 126 to generate one or more menu web pages 144 that are displayed to the customer (step 306)."<sup>[5]</sup> (Specification as filed at 17:22–28)</p> <p>The menu web pages 144 generated by the online ordering machine 106 will be provided and displayed to the customer computer,<sup>[2]</sup> i.e. the "wireless handheld computing device." Thus, the menu web pages displayed to the customer are generated "from said master menu," by "utilizing</p>

Current App. Claim No.  [The '077 Patent Claim No.]	Text of Claim	Current application support (citations are to the page and line number of the Specification as filed (Specification as filed))
	<p>parameters from the master menu file structure defining at least the menu categories, menu items and modifiers of the master menu such that at least the menu categories, menu items and modifiers comprising the programmed handheld menu configuration are synchronized in real time with analogous information comprising the master menu” and comprises “at least menu categories, menu items and modifiers” as discussed above regarding “master menu.” (See discussion of FIG. 12B of Specification as filed above.)</p> <p>wherein the menu configuration software is further enabled to generate the programmed handheld menu configuration in conformity with a customized<sup>[1]</sup> display layout unique to the wireless handheld computing device<sup>[2]</sup> to facilitate user operations with and display of the programmed handheld menu configuration on the display screen of a handheld graphical user interface integral with the wireless handheld computing device, wherein said customized<sup>[1]</sup> display layout is compatible with the displayable size<sup>[3]</sup> of the handheld graphical user interface wherein the programmed handheld menu configuration is configured by the menu configuration software for display as programmed cascaded sets of linked graphical user interface screens<sup>[4]</sup> appropriate for the customized display layout of the wireless handheld computing device, wherein said programmed cascaded sets of linked graphical user interface screens for display of the handheld menu configuration are configured differently<sup>[5]</sup> from the cascaded sets of linked graphical</p>	<p>parameters from the master menu file structure defining at least the menu categories, menu items and modifiers of the master menu such that at least the menu categories, menu items and modifiers comprising the programmed handheld menu configuration are synchronized in real time with analogous information comprising the master menu” and comprises “at least menu categories, menu items and modifiers” as discussed above regarding “master menu.” (See discussion of FIG. 12B of Specification as filed above.)</p> <p><sup>[1]</sup> “[E]ach menu web page 144 is configured at runtime and customized for a particular customer's request.” (Specification as filed at 15:8–9)</p> <p><sup>[1]</sup> “The web page creation procedure 126 uses the data in the order database 128 and the menu file system 146 to dynamically generate one or more menu web pages 144 that are customized to a customer's request.” (Specification as filed at 15:24–27.)</p> <p><sup>[2]</sup> The “handheld computing device” includes any computing device including a laptop as described above. A person of ordinary skill in the art knows that computing devices may have different display sizes.<sup>[3]</sup> Internet access procedures and communications interfaces of</p>

Current App. Claim No.  [The '077 Patent Claim No.]	Text of Claim	Current application support (citations are to the page and line number of the Specification as filed (Specification as filed))
	user interface screens for display of the master menu on said first graphical user interface, and	<p>both the client computer and the online ordering machine provide the display of the one or more customized menu web pages dynamically created by the web creation procedure 126 to be "compatible with the displayable size<sup>[3]</sup>" of the customer's laptop. (Specification as filed at 6:14–8:13, 15:24–27 and 17:22–27) Furthermore, the "online ordering machine 106 can be any type of computing device, such as ... mainframe computers." (Specification as filed at 6:33–7:1) One person of ordinary skill in the art would have known that a mainframe computer can support a client computer of any screen size.</p> <p><sup>[4]</sup> Examples of "cascaded sets of linked graphical user interface screens" can be shown in FIG. 12B as discussed above.</p> <p><sup>[5]</sup> FIG. 12C shows a configuration of cascaded sets of linked graphical user interface screen different from that of FIG. 12B. In FIG. 12B, the parent options (e.g. "Cravings," "Asian," "European," and "American Exotic") are arranged in side-by-side columns, and the child options are listed in the column of the parent option thereof below the parent option (e.g. "Deli" and "Pizza" are child options of "Cravings" and listed within the column of "Cravings.") In FIG.</p>

<p>Current App. Claim No.  [The '077 Patent Claim No.]</p>	<p>Text of Claim</p>	<p>Current application support (citations are to the page and line number of the Specification as filed (Specification as filed))</p>
		<p>12C, the parent options (e.g. "What type of restaurant are you looking for?" and "User Profile") are arranged in rows, and the child options are listed in a column adjacent to the column of the parent options thereof and in the same row of the parent options(e.g. "DELIVERY" and "TAKE OUT" are child options of "What type of restaurant are you looking for" and listed in the same row as that of the parent option but in a column adjacent to the column of the parent option). A customer can request for a cascading configuration different from what is adopted by the master menu, and the internet access procedures, communications interfaces and/or the webpage creation procedures will provide the menu in the required cascading configuration for the client computer accordingly. (Specification as filed at 15:24-27 and 17:22-27)</p>
	<p>wherein the system is enabled for real time synchronous communications to and from the wireless handheld computing device utilizing the programmed handheld menu configuration including the capability of real time synchronous transmission of the programmed handheld menu configuration to the wireless handheld computing device and real time synchronous transmissions of selections made from the handheld menu configuration on the wireless handheld computing device, and computing device in the system,</p>	<p>Internet access procedures and communications interfaces of both the client computer and the online ordering machine provide the "real time synchronous communications to and from the wireless handheld computing device." (Specification as filed at 6:19-8:13, 15:24-27 and 17:22-27)</p>

<b>Current App. Claim No.</b>  <b>[The '077 Patent Claim No.]</b>	<b>Text of Claim</b>	<b>Current application support (citations are to the page and line number of the Specification as filed (Specification as filed))</b>
	<p>wherein the system is further enabled to automatically format the programmed handheld menu configuration for display as cascaded sets of linked graphical user interface screens appropriate for a customized display layout of at least two different wireless handheld computing device display sizes in the same connected system, and</p>	<p>The system can include multiple "handheld computing device" as client computers. (Specification as filed at 6:1-4) The "handheld computing device" includes laptop as described above. A person of ordinary skill in the art knows that laptops may have different display sizes. Internet access procedures and communications interfaces of both the client computer and the online ordering machine provide the display of the one or more customized menu web pages dynamically created by the web creation procedure 126 to be provide a "customized display layout of at least two different wireless handheld computing device display sizes in the same connected system" for the customer's laptops of different display sizes. (Specification as filed at 6:14-8:13, 15:24-27 and 17:22-27)</p>
	<p>wherein a cascaded set of linked graphical user interface screens for a wireless handheld computing device in the system includes a different number of user interface screens from at least one other wireless handheld computing device in the system.</p>	<p>Different customers can request for "different number of user interface screens," and the internet access procedures, communications interfaces and/or the webpage creation procedures will provide the menu in the required configuration for different client computer accordingly. (Specification as filed at 15:24-27 and 17:22-27)</p>
<p>2. [2.]</p>	<p>The information management and synchronous communications system in accordance with claim 1, wherein the</p>	<p><sup>[1]</sup>: "Fig. 1 illustrates a system 100 ... including a number of client computers 102A-102N</p>

Current App. Claim No.  [The '077 Patent Claim No.]	Text of Claim	Current application support (citations are to the page and line number of the Specification as filed (Specification as filed))
	system is further enabled by a communications systemic relationship providing a common, linked system comprising: a) A Wireless Hub Application; <sup>[1]</sup> b) A Web Hub Application; <sup>[1]</sup> c) Linked Databases between two or more different Hospitality Applications; <sup>[2]</sup> and d) A Communications Setup Application. <sup>[3]</sup>	and one or more online ordering machines 106 in communication via a communications link 104.... The communication link 104 generically refers to any type of wire or wireless link between computers, such as but not limited to a local area network, a wide area network, or a combination of networks. In a preferred embodiment ... the communication link 104 can be a network such as the Internet.” (Specification as filed at 6:1–12.) A person or ordinary skill in the art would have known at the time of the invention that a wireless “communication link” disclosed in the Specification as filed inherently comprises “a) A Wireless Hub Application <sup>[1]</sup> and b) A Web Hub Application. <sup>[1]”</sup>  <sup>[2]</sup> : “A web page creation procedure 126 is provided that receives as input one or more customer requests and is linked to the order database 128 and the menu file system 146. The web page creation procedure 126 generates a menu web page 144 based on the input received from the user. The data included in the menu web page 144 is retrieved from the order database 128 and the menu file system 146. The order database 128 contains information such as the operational time of a vendor, the restaurant’s logo, the categories of the food products

Current App. Claim No.  [The '077 Patent Claim No.]	Text of Claim	Current application support (citations are to the page and line number of the Specification as filed (Specification as filed))
		<p>served, and the like.”                      (Specification as filed at 15:14–21) “Once the customer’s location is provided, the .... Online order procedure 132 then searches the order database 128 for those restaurants that deliver to the customer’s location or are within the customer’s desired takeout range (step 306).... The customer can then select a particular ... restaurant.... The customer places an order by selecting the appropriate items from the menu web pages ....”                      (Specification as filed at 17:10–32) <i>According to the '077 Patent, examples of “hospitality applications” include “reservations, frequent customer ticketing, wait lists, etc.” (The '077 Patent at 5:17–19.)</i> Thus, the Specification as filed provides support for order database 128 linked between restaurant reservation application and ordering application as “Linked Databases between two or more different Hospitality Applications.”</p> <p><sup>[3]</sup>: “[T]he client computer 102 ... includes ... a communication interface 116.<sup>[3]</sup> The communications interface 116 is used to communicate with the server computer 106 as well as other system resources not shown....” (Specification as filed at 6:19–22.) “[T]he online ordering machine 106 ...</p>

Current App. Claim No.  [The '077 Patent Claim No.]	Text of Claim	Current application support (citations are to the page and line number of the Specification as filed (Specification as filed))
		includes ... a communication interface 116 <sup>[3]</sup> .... The communications interface 116 is used to communicate with the client computers 102 as well as other system resources not shown.” (Specification as filed at 6:30–7:3)
3. [3]	The information management and real time synchronous communications system in accordance with claim 1 wherein the information from the POS database is automatically imported into the system.	“A web page creation procedure 126 is provided that receives as input one or more customer requests and is linked to the order database 128 and the menu file system 146. The web page creation procedure 126 generates a menu web page 144 based on the input received from the user.” (Specification as filed at 15:14–17)
4. [4.]	The information management and real time synchronous communications system in accordance with claim 1, wherein the said Hospitality Applications include at least reservations applications.	As discussed above for claim 2, the Specification as filed provides support for “Linked Databases between two or more different Hospitality Applications,” e.g. linked order database 128 between restaurant reservation application and ordering application. (Specification as filed at 15:14–21; and 17:10–32)
5. [5.]	The information management and real time synchronous communications system in accordance with claim 1, wherein the said Hospitality Applications include at least a Ticketing applications.	See support for claim 4.
6. [6.]	The information management and real time synchronous communications system in accordance with claim 1 in which the wireless handheld computing device is a smart phone.	“A client computer 102 can be any type of computing device....” (Specification as filed at 6:14–15.)
7.	The information management and real time	“The order database 128 can



Current App. Claim No.  [The '077 Patent Claim No.]	Text of Claim	Current application support (citations are to the page and line number of the Specification as filed (Specification as filed))
[7.]	synchronous communications system in accordance with claim 1, further enabled to facilitate and complete payment processing directly from the wireless handheld computing device including: a) Billing; <sup>[1]</sup> b) Status <sup>[2]</sup> and c) Payment Information <sup>[3]</sup> .	include ... a customer table 150 having an entry for each customer that tenders an order to the online ordering machine 106, the customer entry including information that characterizes a particular customer <sup>[1]</sup> ; an address table 152 having an entry for each customer <sup>[1]</sup> ... an order master table 158 having an entry for each order <sup>[2]</sup> ; a payment type table 174 <sup>[3]</sup> ; a restaurant payment table 176 <sup>[3]</sup> ; a credit card table 224 <sup>[3]</sup> .... (Specification as filed at 9:1–10:13.) “In addition, the online order procedure 132 updates the order database 128 to reflect the status <sup>[2]</sup> of the order....” (Specification as filed at 18:29–30.)
8.  [8.]	The information management and real time synchronous communications system in accordance with claim 1, wherein one or more of the layout, views or fonts of the programmed handheld menu configuration are created in conformity with the display screen parameters of the wireless handheld computing device <sup>[1]</sup> and wherein the system is enabled to generate a view of the programmed handheld menu configuration for user preview from the central computing unit <sup>[2]</sup> and which facilitates a further user manual modification <sup>[3]</sup> prior to the transmissions of the programmed handheld menu configuration to the wireless handheld computing device. <sup>[4]</sup>	<sup>[1]</sup> The “handheld computing device” includes any computing device including a laptop as described above. A person of ordinary skill in the art knows that computing devices may have different display sizes. <sup>[1]</sup> Internet access procedures and communications interfaces of both the client computer and the online ordering machine provide the display of the one or more customized menu web pages dynamically created by the web creation procedure 126 to be “compatible with the displayable size <sup>[1]</sup> ” of the customer’s laptop. (Specification as filed at 6:14–8:13, 15:24–27 and 17:22–27) Furthermore, the “online ordering machine 106 can be

Current App. Claim No.  [The '077 Patent Claim No.]	Text of Claim	Current application support (citations are to the page and line number of the Specification as filed (Specification as filed))
		any type of computing device, such as ... mainframe computers." (Specification as filed at 6:33–7:1) One person of ordinary skill in the art would have known that a mainframe computer can support a client computer of any screen size.  <sup>[2]</sup> : "[T]he online ordering machine 106 ... includes ... a user interface 114...a communications interface 116." (Specification as filed at 6:30–33, see also Fig. 2) "A customer accesses the online ordering machine 106 through a client computer 102 that is connected to the Internet 104....The online order procedure 132 interacts with the client computer 102 by providing access to a series of web pages that can be downloaded to the client computer 102 for the customer's use." (Specification as filed at 15:22–28) "The online ordering machine 106 generates menu web pages 144 that are specific to a particular customer's request." (Specification as filed at 15:1–2) "The web page creation procedure 126 generates a menu web page 144 based on the input received from the user." (Specification as filed at 15:16–17)
9. [9.]	An information management <sup>[1]</sup> and real time synchronous <sup>[2]</sup> communications system for configuring <sup>[2]</sup> and transmitting <sup>[2]</sup> hospitality	<sup>1</sup> : "A system ... for providing an online ordering machine that manages the distribution of

<b>Current App. Claim No.</b>  <b>[The '077 Patent Claim No.]</b>	<b>Text of Claim</b>	<b>Current application support (citations are to the page and line number of the Specification as filed (Specification as filed))</b>
	menus <sup>[3]</sup> comprising:	<p>home delivered products ... [and] provides the customers with product information ....” (Specification as filed at 28:3–8, Abstract)</p> <p><sup>2</sup>: “[T]he online ordering machines ... including a web creation procedure that dynamically generates menu web pages in response to a customer’s request.... An Internet customer is provided with a menu web page listing those vendors or restaurants that service the customer’s location.” (Specification as filed at 3:32–4:3)</p> <p><sup>3</sup>: “FIG. 9 is a menu web page 144 showing the various types of food items that a particular restaurant offers....” (Specification as filed at 16:10–11) (“...hospitality industry, e.g., for restaurant ordering....” (The ‘077 Patent at 1:33–34) Thus, the “hospitality menus” include restaurant related menus according to the disclosure of the ‘077 Patent.)</p>
	a) a central processing unit;	<p>“[T]he online ordering machine 106 ... includes a central processing unit (CPU) 112 ... a user interface 114, a memory 118....” (Specification as filed at 6:30–32)</p>
	b) a data storage device connected to said central processing unit;	<p>See above regarding “a central processing unit.”</p>
	c) an operating system including a first graphical user interface, said operating system configured to interoperate with the central processing unit, the data storage device and application software;	<p>See above regarding “a central processing unit.”</p> <p>“The memory 118 can contain ... web page creation procedures 126 ....”</p>

Current App. Claim No.  [The '077 Patent Claim No.]	Text of Claim	Current application support (citations are to the page and line number of the Specification as filed (Specification as filed))
		(Specification as filed at 8:7–12) In an embodiment, “the web page creation procedure 126 utilizes WebObjects technology provided by Apple Software.” (Specification as filed at 15:29–30)
	d) a master menu <sup>[1]</sup> including menu categories <sup>[2]</sup> and menu items <sup>[3]</sup> , wherein said master menu is capable of being stored on said data storage device pursuant to a master menu file structure <sup>[4]</sup> and said master menu is capable of being configured for display to facilitate user operations in at least one window of said first graphical user interface <sup>[5]</sup> as cascaded sets <sup>[6]</sup> of linked graphical user interface screens; and	<p>“The memory 118 can contain ... web page creation procedures 126 that dynamically generate menu web pages in response to a customer's request;<sup>[5]</sup> ...one or more menu web pages 144<sup>[1]</sup> that are dynamically created by the web creation procedure 126;<sup>[5]</sup> a menu file system 146 including one or more menu files representing menu data associated with a particular vendor...;<sup>[5]</sup> ....” (Specification as filed at 8:7–31.)</p> <p>See Fig. 12B:          FIG. 12B shows a menu<sup>[1]</sup> in two windows, in the left window, the menu includes at least menu categories<sup>[2]</sup> (e.g. “User Profile” category, “What type of restaurant are you looking for?” category, etc.), and menu items thereof (e.g. “DELIVERY” and “TAKE OUT” for the “What type of restaurant are you looking for?” category)<sup>[3]</sup>  <i>(According to the disclosure of the '077 Patent, “a menu system comprises <b>cascading</b> sets of menus which are displayable in context to show the parent/child relationships between options of the context</i></p>

<p>Current App. Claim No.  [The '077 Patent Claim No.]</p>	<p>Text of Claim</p>	<p>Current application support (citations are to the page and line number of the Specification as filed (Specification as filed))</p>
	<p>e) a modifier menu capable of being stored on said data storage device,<sup>[1]</sup> and menu configuration software<sup>[2]</sup> enabled to automatically<sup>[3]</sup> generate a programmed handheld menu configuration from said master menu for display on a wireless handheld computing device<sup>[4]</sup>, said programmed handheld menu configuration comprising at least menu categories, menu items and modifiers and wherein the menu configuration software is enabled to generate said programmed handheld menu configuration by utilizing parameters from the master menu file structure defining at least the categories and items of the master menu and modifiers from the modifier menu at least the menu categories, menu items and modifiers comprising the programmed handheld menu configuration are synchronized in real time with analogous information comprising the master and modifier menus</p>	<p><i>menu.” The ‘077 Patent at 6:49–51, emphasis added. As shown in FIG. 12B, the menu shows the parent/child relationships between options, wherein the parent option is “What type of restaurant are you looking for” and the child option is, e.g. “DELIVERY,”<sup>[6]</sup> which are linked to graphical user interface screens<sup>[7]</sup>)</i></p> <p>“The memory 118 can contain ... web page creation procedures 126 that dynamically generate menu web pages in response to a customer's request;<sup>[1]</sup>...one or more menu web pages 144<sup>[1]</sup> that are dynamically created by the web creation procedure 126;<sup>[1]</sup> a menu file system 146 including one or more menu files representing menu data associated with a particular vendor...;<sup>[1]</sup> ....” (Specification as filed at 8:7–31.) The “modified menu” can be generated by the web page creation procedures according to the customer's request. (Specification as filed at 15:24–27.)</p> <p>“[T]he client computer 102 ... includes ... a memory 119...and a communication interface 116.<sup>[2]</sup> The communications interface 116 is used to communicate with the server computer 106 as well as other system resources not shown.... The memory 119 can contain ... Internet access procedures</p>

<b>Current App. Claim No.</b>  <b>[The '077 Patent Claim No.]</b>	<b>Text of Claim</b>	<b>Current application support (citations are to the page and line number of the Specification as filed (Specification as filed))</b>
		<p>122;<sup>[2]</sup>....” (Specification as filed at 6:19–27.)</p> <p>“[T]he online ordering machine 106 ... includes ... a memory 118, a communication interface 116<sup>[2]</sup>.... The communications interface 116 is used to communicate with the client computers 102 as well as other system resources not shown.” (Specification as filed at 6:30–7:3) “The memory 118 can contain ... Internet access procedures 122<sup>[2]</sup>; web server procedures 124<sup>[2]</sup>....” (Specification as filed at 8:7–11.)</p> <p>“FIG. 1 illustrates a system 100 ... including a number of client computers 102A-102N and one or more online ordering machines 106 in communication via a communications link 104....A client computer 102 can be any type of computing device, such as but not limited to, ..., laptops,<sup>[4]</sup>....” (Specification as filed at 6:1–15.) <i>(According to the disclosure of the '077 Patent, “handheld computing device” includes “handheld computer and PDA devices.” (The '077 Patent 3:25–26). Laptop is a handheld computer, thus, Specification as filed provides proper written description for “handheld computing device.”)</i></p> <p>“The customer can then select a particular vendor or restaurant</p>

Current App. Claim No.  [The '077 Patent Claim No.]	Text of Claim	Current application support (citations are to the page and line number of the Specification as filed (Specification as filed))
		<p>and one or more menu web pages 144<sup>[5]</sup> including the selected information that is dynamically created by the web creation procedure 126 and provided to the customer's client computer 102. The customer can then browse through the menu web pages 144 and select items of interest. The user's selection or requests are used by the web creation procedure 126 to generate one or more menu web pages 144 that are displayed to the customer (step 306)."<sup>[5]</sup>                      (Specification as filed at 17:22-28)</p> <p>The menu web pages 144 generated by the online ordering machine 106 will be automatically provided and displayed to the customer computer,<sup>[3]</sup> i.e. the "wireless handheld computing device." Thus, the menu web pages displayed to the customer are generated "from said master menu," by "utilizing parameters from the master menu file structure defining at least the menu categories, menu items and modifiers of the master menu such that at least the menu categories, menu items and modifiers comprising the programmed handheld menu configuration are synchronized in real time with analogous information comprising the master menu" and comprises "at least menu categories, menu</p>

Current App. Claim No.  [The '077 Patent Claim No.]	Text of Claim	Current application support (citations are to the page and line number of the Specification as filed (Specification as filed))
	<p>wherein the menu configuration software is further enabled to generate the programmed handheld menu configuration in conformity with a customized<sup>[1]</sup> display layout unique to the wireless handheld computing device<sup>[2]</sup> to facilitate user operations with and display of the programmed handheld menu configuration on the display screen of a handheld graphical user interface integral with the wireless handheld computing device, wherein said customized<sup>[1]</sup> display layout is compatible with the displayable size<sup>[3]</sup> of the handheld graphical user interface, wherein the programmed handheld menu configuration is configured by the menu configuration software for display as cascaded sets of linked graphical user interface screens<sup>[4]</sup> appropriate for the customized display layout of the wireless handheld computing device, wherein said cascaded sets of linked graphical user interface screens for display of the programmed handheld menu configuration are configured differently<sup>[5]</sup> from the cascaded sets of related graphical user interface screens for display of the master menu on said first graphical user interface,</p>	<p>items and modifiers” as discussed above regarding “master menu.” (See discussion of FIG. 12B of Specification as filed above.)</p> <p><sup>[1]</sup> “[E]ach menu web page 144 is configured at runtime and customized for a particular customer's request.” (Specification as filed at 15:8–9)</p> <p><sup>[1]</sup> “The web page creation procedure 126 uses the data in the order database 128 and the menu file system 146 to dynamically generate one or more menu web pages 144 that are customized to a customer's request.” (Specification as filed at 15:24–27)</p> <p><sup>[2]</sup> The “handheld computing device” includes any computing device, including laptops as described above. A person of ordinary skill in the art knows that computing devices may have different display sizes.<sup>[3]</sup> Internet access procedures and communications interfaces of both the client computer and the online ordering machine provide the display of the one or more customized menu web pages dynamically created by the web creation procedure 126 to be “compatible with the displayable size<sup>[3]</sup>” of the customer's laptop. (Specification as filed at 6:14–8:13, 15:24–27 and 17:22–25) Furthermore, the “online ordering machine 106 can be any type of computing device,</p>



Current App. Claim No.  [The '077 Patent Claim No.]	Text of Claim	Current application support (citations are to the page and line number of the Specification as filed (Specification as filed))
		<p>such as ... mainframe computers." (Specification as filed at 6:33–7:1) One person of ordinary skill in the art would have known that a mainframe computer can support a client computer of any screen size.</p> <p>[4] Examples of "cascaded sets of linked graphical user interface screens" can be shown in FIG. 12B as discussed above.</p> <p>[5] FIG. 12C shows a configuration of cascaded sets of linked graphical user interface screen different from that of FIG. 12B. In FIG. 12B, the parent options (e.g. "Cravings," "Asian," "European," and "American Exotic") are arranged in side-by-side columns, and the child options are listed in the column of the parent option thereof below the parent option (e.g. "Deli" and "Pizza" are child options of "Cravings" and listed within the column of "Cravings.") In FIG. 12C, the parent options (e.g. "What type of restaurant are you looking for?" and "User Profile") are arranged in rows, and the child options are listed in a column adjacent to the column of the parent options thereof and in the same row of the parent options (e.g. "DELIVERY" and "TAKE OUT" are child options of "What type of restaurant are you looking for" and listed in the same row as that of the parent option but</p>

<p><b>Current App. Claim No.</b>                       [The '077 Patent Claim No.]</p>	<p><b>Text of Claim</b></p>	<p><b>Current application support (citations are to the page and line number of the Specification as filed (Specification as filed))</b></p>
		<p>in a column adjacent to the column of the parent option). A customer can request for a cascading configuration different from what is adopted by the master menu, and the internet access procedures, communications interfaces and/or the webpage creation procedures will provide the menu in the required cascading configuration for the client computer accordingly. (Specification as filed at 15:24–27 and 17:22–25)</p>
	<p>and wherein the system is enabled for real time synchronous communications to and from the wireless handheld computing device utilizing the programmed handheld menu configuration including the capability of real time synchronous transmission of at least the menu categories, menu items and modifiers comprising the programmed handheld menu configuration to the wireless handheld computing device and real time synchronous transmissions of selections made from the handheld menu configuration on the wireless handheld computing device,</p>	<p>Internet access procedures and communications interfaces of both the client computer and the online ordering machine provide the “real time synchronous communications to and from the wireless handheld computing device.” (Specification as filed at 6:19–8:13, 15:24–27 and 17:22–25)</p>
	<p>and wherein the system is further enabled to automatically format the programmed handheld menu configuration for display as cascaded sets of linked graphical user interface screens appropriate for a customized display layout of at least two different wireless handheld computing device display sizes in the same connected system,</p>	<p>The system can include multiple “handheld computing device” as client computers. (Specification as filed at 6:1–4) The “handheld computing device” includes laptops as described above. A person of ordinary skill in the art knows that laptops may have different display sizes. Internet access procedures and communications interfaces of both the client computer and the online ordering machine provide</p>

Current App. Claim No.  [The '077 Patent Claim No.]	Text of Claim	Current application support (citations are to the page and line number of the Specification as filed (Specification as filed))
		<p>the display of the one or more customized menu web pages dynamically created by the web creation procedure 126 to be provide a "customized display layout of at least two different wireless handheld computing device display sizes in the same connected system" for the customer's laptops of different display sizes. (Specification as filed at 6:14-8:13, 15:24-27 and 17:22-25)</p> <p>and wherein a cascaded set of linked graphical user interface screens for a wireless handheld computing device in the system includes a different number of user interface screens from at least one other wireless handheld computing device in the system.</p>
10. [10.]	<p>The information management and real time synchronous communications system in accordance with claim 9, further including a communications systemic relationship comprising:</p> <ul style="list-style-type: none"> <li>a) A Wireless Hub Application;</li> <li>b) A Web Hub Application;</li> <li>c) Linked Databases Between two or more different Hospitality Applications; and</li> <li>d) A Communications Setup Application.</li> </ul>	See support for Claim 2.
11. [11.]	<p>The information management and real time synchronous communications system in accordance with claim 9, wherein at least two different hospitality software applications are integrated between and with one another.</p>	See support for Claim 2, regarding restaurant reservation application and ordering application which are "integrated between and with one another."
12.	The information management and real time	See support for Claim 3.

Current App. Claim No.  [The '077 Patent Claim No.]	Text of Claim	Current application support (citations are to the page and line number of the Specification as filed (Specification as filed))
[12.]	synchronous communications system in accordance with claim 9, wherein the system enables automatic importation of the POS database information into the system.	
13. [13.]	An information management <sup>[1]</sup> and real time synchronous <sup>[2]</sup> communications system for use with wireless handheld computing devices <sup>[3]</sup> and the internet <sup>[4]</sup> comprising:	<p><sup>1</sup>: "A system ... for providing an online ordering machine that manages the distribution of home delivered products ... [and] provides the customers with product information ...." (Specification as filed at 28:3-8, Abstract)</p> <p><sup>2</sup>: "[T]he online ordering machines ... including a web creation procedure that dynamically generates menu web pages in response to a customer's request.... An Internet customer is provided with a menu web page listing those vendors or restaurants that service the customer's location." (Specification as filed 3:32-4:3)</p> <p>"FIG. 1 illustrates a system 100 ... including a number of client computers 102A-102N and one or more online ordering machines 106 in communication via a communications link 104<sup>[3]</sup>.... the communication link 104 can be ... Internet<sup>[4]</sup>.... A client computer 102 can be any type of computing device, such as but not limited to, ..., laptops,<sup>[3]</sup>...." (Specification as filed at 6:1-15) (According to the disclosure of the '077 Patent, "handheld computing device" includes "handheld computer and PDA devices." (The '077 Patent 3:25-26).</p>

Current App. Claim No.  [The '077 Patent Claim No.]	Text of Claim	Current application support (citations are to the page and line number of the Specification as filed (Specification as filed))
		<i>Laptop is a handheld computer, thus, Specification as filed provides proper written description for "handheld computing device."</i> )
	a) a master database connected in said system and configured to store hospitality application information pursuant to a master database file structure;	"[A]n order database 128 that includes information on each of the customers, vendors, and received orders;" (Specification as filed at 8:14-15)
	b) at least one wireless handheld computing device connected in said system and configured to display said hospitality application information;	"FIG. 1 illustrates a system 100 ... including a number of client computers 102A-102N and one or more online ordering machines 106 in communication via a communications link 104.... the communication link 104 can be ... Internet.... A client computer 102 can be any type of computing device, such as but not limited to, ..., laptops,...." (Specification as filed at 6:1-15) (According to the disclosure of the '077 Patent, "handheld computing device" includes "handheld computer and PDA devices." (The '077 Patent 3:25-26). <i>Laptop is a handheld computer, thus, Specification as filed provides proper written description for "handheld computing device."</i> )
	c) at least one web server connected in said system;	"[A] system 100 ... including a number of client computers 102A-102N and one or more online ordering machines 106 in communication...." (Specification as filed at 6:1-3) "The online ordering machine is

Current App. Claim No.  [The '077 Patent Claim No.]	Text of Claim	Current application support (citations are to the page and line number of the Specification as filed (Specification as filed))
	d) at least one web page connected in said system and configured to display said hospitality application information; and	a Web server....” (Specification as filed at 3:32) “[W]eb page creation procedures 126 that dynamically generate menu web pages in response to a customer's request;” (Specification as filed at 8:12–13)
	e) real time communications control software enabled to link and synchronize hospitality application information simultaneously between the master database, wireless handheld computing device, web server and web page, wherein the communications control software is enabled to utilize parameters from the master database file structure to synchronize the hospitality application information in real time between the master database, at least one wireless handheld computing device, at least one web server and at least one web page such that substantially the same information comprising the hospitality application information is capable of being displayed on the wireless handheld computing device, at least one web page and other display screens of the synchronized system, such that the hospitality application information is synchronized between any connected users, wherein the communications control software is enabled to act as a real time interface between the elements of the system and any applicable communications protocol,	“Dynamically Created Menu Web Pages....The online ordering machine 106 generates menu web pages 144 that are specific to a particular customer's request. The creation of the menu web pages 144 is done dynamically at runtime in order to provide data that accommodates a customer's request....A web page creation procedure 126 is provided that receives as input one or more customer requests and is linked to the order database 128 and the menu file system 146. The web page creation procedure 126 generates a menu web page 144 based on the input received from the user. The data included in the menu web page 144 is retrieved from the order database 128 and the menu file system 146.” (Specification as filed at 14:33–15:19) Internet access procedures and communications interfaces of both the client computer and the online ordering machine provide the “real time synchronous communications to and from the wireless handheld computing

Current App. Claim No.  [The '077 Patent Claim No.]	Text of Claim	Current application support (citations are to the page and line number of the Specification as filed (Specification as filed))
	<p>wherein the communications control software is enabled to automatically and simultaneously configure the hospitality application information for display on both the wireless handheld computing device and the web page<sup>[1]</sup> in conformity with a customized<sup>[2]</sup> display layout unique to the wireless handheld computing device<sup>[3]</sup> or the web page, wherein said customized display layout is compatible with the displayable size<sup>[4]</sup> of the handheld computing device display screen or the web page, and wherein the communications control software is further enabled to automatically format a programmed handheld configuration for display as cascaded sets of linked graphical user interface screens<sup>[5]</sup> appropriate for a customized display layout of at least two different wireless handheld computing device display sizes<sup>[4][6]</sup> in the same connected system, and wherein a cascaded set of linked graphical user interface screens for a wireless handheld computing device in the system includes a different<sup>[7]</sup> number of user interface screens from at least one other wireless handheld computing device in the system,</p>	<p>device.” (Specification as filed at 6:19–8:13, 15:24–27 and 17:22–27)</p> <p><sup>[1]</sup>: Internet access procedures and communications interfaces of both the client computer and the online ordering machine provide the “real time synchronous communications to and from the wireless handheld computing device.” (Specification as filed at 6:14–8:13, 15:24–27 and 17:22–27)</p> <p><sup>[2]</sup> “[E]ach menu web page 144 is configured at runtime and customized for a particular customer's request.” (Specification as filed at 15:8–9)</p> <p><sup>[3]</sup> “The web page creation procedure 126 uses the data in the order database 128 and the menu file system 146 to dynamically generate one or more menu web pages 144 that are customized to a customer's request.” (Specification as filed at 15:24–27)</p> <p><sup>[3]</sup> The “handheld computing device” includes laptop as described above. A person of ordinary skill in the art knows that laptops may have different display sizes.<sup>[4]</sup> Internet access procedures and communications interfaces of both the client computer and the online ordering machine provide the display of the one or more customized menu web pages dynamically created by the web creation procedure 126 to be</p>

Current App. Claim No.  [The '077 Patent Claim No.]	Text of Claim	Current application support (citations are to the page and line number of the Specification as filed (Specification as filed))
		<p>“compatible with the displayable size<sup>[3]</sup>” of the customer's laptop. (Specification as filed at 6:14–8:13, 15:24–27 and 17:22–27) Furthermore, the “online ordering machine 106 can be any type of computing device, such as ... mainframe computers.” (Specification as filed at 6:33–7:1) One person of ordinary skill in the art would have known that a mainframe computer can support a client computer of any screen size.</p> <p><sup>[5]</sup> Examples of “cascaded sets of linked graphical user interface screens” can be shown in FIG. 12B as discussed above.</p> <p><sup>[6]</sup> The system can include multiple “handheld computing device” as client computers. (Specification as filed at 6:1–4)</p> <p><sup>[7]</sup> Different customers can request for “different number of user interface screens,” and the internet access procedures, communications interfaces and/or the webpage creation procedures will provide the menu in the required configuration for different client computer accordingly. (Specification as filed at 6:19–8:13, 15:24–27 and 17:22–27)</p>
	<p>and wherein the system is enabled for real time synchronous transmission of the configured hospitality application information to the wireless handheld computing device, the web server and the web page and real time synchronous transmissions of inputs responding to the configured hospitality</p>	<p>Internet access procedures and communications interfaces of both the client computer and the online ordering machine provide the “real time synchronous communications to and from the wireless handheld computing</p>



Current App. Claim No.  [The '077 Patent Claim No.]	Text of Claim	Current application support (citations are to the page and line number of the Specification as filed (Specification as filed))
	application information from the wireless handheld computing device, or the web server or the web page.	device.” (Specification as filed at 6:14–8:13, 15:24–27 and 17:22–27)
14. [14.]	The information management and real time synchronous communications system in accordance with claim 13, further including a communications systemic relationship comprising: a) A Wireless Hub Application; b) A Web Hub Application; c) Linked Databases Between two or more different Hospitality Applications; and d) A Communications Setup Application.	See support for claim 2.
15. [15.]	The information management and real time synchronous communications system of claim 13, wherein the system is enabled to automatically import the information from the POS (point of sale) database into the system.	See support for claim 3.
16. [16.]	The information management and real time synchronous communications system of claim 13, wherein at least two different hospitality applications are integrated between and with one another.	See support for Claim 2, regarding restaurant reservation application and ordering application which are “integrated between and with one another.”
17. [17.]	The information management and real time synchronous communications system in accordance with claim 13, wherein the hospitality application information also includes the completion of payment processing.	See support for claim 7.
18. [18.]	The information management and real time synchronous communications system in accordance claim 13, wherein the configured wireless handheld computing device is a smart phone.	See claim 6.

Claims 19-21 are substantially the same with claims 1, 9, and 13, respectively, wherein the terms “handheld computing device” are replaced by “portable computing device.” The Specification as filed discloses that a client computer can be “laptops”

which include a "portable computing device." Thus, the specification as filed has provided written description support for claims 19-21.

Examination of the claims presented herein is respectfully requested. If the Examiner has any questions or believes a telephone conference would expedite prosecution of this application, the Examiner is encouraged to contact Joseph P. Hamilton at 310-788-3271 or the undersigned at 310-788-3348.

Dated: August 22, 2012

Respectfully submitted,

**Correspondence Address:**

Customer No. 34055  
Perkins Coie LLP  
Patent - LA  
P.O. Box 1208  
Seattle, WA 98111-1208  
Phone: (310) 788-3348  
Fax: (206) 332-7198

Perkins Coie LLP

By: / Yingli Wang /  
Yingli Wang  
Reg. No, 67,372

## Electronic Patent Application Fee Transmittal

<b>Application Number:</b>				
<b>Filing Date:</b>				
<b>Title of Invention:</b>	AN INTERNET ONLINE ORDER METHOD AND APPARATUS			
<b>First Named Inventor/Applicant Name:</b>	Bryan T. Cupps			
<b>Filer:</b>	Yingli Wang/Amy Candeloro			
<b>Attorney Docket Number:</b>	67135.8001.US01			
Filed as Small Entity				
<b>Utility under 35 USC 111(a) Filing Fees</b>				
<b>Description</b>	<b>Fee Code</b>	<b>Quantity</b>	<b>Amount</b>	<b>Sub-Total in USD(\$)</b>
<b>Basic Filing:</b>				
Utility filing Fee (Electronic filing)	4011	1	95	95
Utility Search Fee	2111	1	310	310
Utility Examination Fee	2311	1	125	125
<b>Pages:</b>				
<b>Claims:</b>				
Claims in excess of 20	2202	1	30	30
Independent claims in excess of 3	2201	3	125	375
<b>Miscellaneous-Filing:</b>				

Description	Fee Code	Quantity	Amount	Sub-Total in USD(\$)
<b>Petition:</b>				
<b>Patent-Appeals-and-Interference:</b>				
<b>Post-Allowance-and-Post-Issuance:</b>				
<b>Extension-of-Time:</b>				
<b>Miscellaneous:</b>				
			<b>Total in USD (\$)</b>	<b>935</b>

## Electronic Acknowledgement Receipt

<b>EFS ID:</b>	13565937
<b>Application Number:</b>	13592199
<b>International Application Number:</b>	
<b>Confirmation Number:</b>	5415
<b>Title of Invention:</b>	AN INTERNET ONLINE ORDER METHOD AND APPARATUS
<b>First Named Inventor/Applicant Name:</b>	Bryan T. Cupps
<b>Customer Number:</b>	34055
<b>Filer:</b>	Yingli Wang/Amy Candeloro
<b>Filer Authorized By:</b>	Yingli Wang
<b>Attorney Docket Number:</b>	67135.8001.US01
<b>Receipt Date:</b>	22-AUG-2012
<b>Filing Date:</b>	
<b>Time Stamp:</b>	19:23:58
<b>Application Type:</b>	Utility under 35 USC 111(a)

### Payment information:

Submitted with Payment	yes
Payment Type	Deposit Account
Payment was successfully received in RAM	\$935
RAM confirmation Number	7805
Deposit Account	502586
Authorized User	

The Director of the USPTO is hereby authorized to charge indicated fees and credit any overpayment as follows:  
Charge any Additional Fees required under 37 C.F.R. Section 1.17 (Patent application and reexamination processing fees)

<b>File Listing:</b>					
<b>Document Number</b>	<b>Document Description</b>	<b>File Name</b>	<b>File Size(Bytes)/ Message Digest</b>	<b>Multi Part /.zip</b>	<b>Pages (if appl.)</b>
1	Application Data Sheet	2012-08-22_ADS_671358001US1.pdf	1027870 bacda77b58f70697c6202fa6d55b5dd510d67e58	no	5
<b>Warnings:</b>					
<b>Information:</b>					
2		2012-08-22_Specification_671358001US1_3.pdf	4644385 8a43d7cb7f7231b1be81a8d7a4e885f1ef67945e	yes	22
	<b>Multipart Description/PDF files in .zip description</b>				
	<b>Document Description</b>		<b>Start</b>	<b>End</b>	
	Specification		1	21	
	Abstract		22	22	
<b>Warnings:</b>					
<b>Information:</b>					
3	Claims	2012-08-22_Claims_671358001US1.PDF	59811 4f5a7ab8a7395a3d87356d8e464e0b64be251e3b	no	13
<b>Warnings:</b>					
<b>Information:</b>					
4	Drawings-only black and white line drawings	2012-08-22_Drawings_671358001US1.PDF	530863 3f8299f5e7beb09e1cf6f5dfe343a96e908c15f5	no	20
<b>Warnings:</b>					
<b>Information:</b>					
5	Oath or Declaration filed	2012-08-22_Declaration_671358001US1.PDF	61291 7c46956dd4434b4af91b705ea404cda8cd0300e	no	2
<b>Warnings:</b>					
<b>Information:</b>					
6	Miscellaneous Incoming Letter	2012-08-22_PrelimStatement_671358001US1.pdf	162507 7abc803e20fc0d132b6e6c055f32486fd4e721bb	no	30
<b>Warnings:</b>					
<b>Information:</b>					
7	Fee Worksheet (SB06)	fee-info.pdf	38082 ddb2ccc367695e62e2fb1ad185531a3554463b	no	2
<b>Warnings:</b>					
<b>Information:</b>					

**This Acknowledgement Receipt evidences receipt on the noted date by the USPTO of the indicated documents, characterized by the applicant, and including page counts, where applicable. It serves as evidence of receipt similar to a Post Card, as described in MPEP 503.**

**New Applications Under 35 U.S.C. 111**

**If a new application is being filed and the application includes the necessary components for a filing date (see 37 CFR 1.53(b)-(d) and MPEP 506), a Filing Receipt (37 CFR 1.54) will be issued in due course and the date shown on this Acknowledgement Receipt will establish the filing date of the application.**

**National Stage of an International Application under 35 U.S.C. 371**

**If a timely submission to enter the national stage of an international application is compliant with the conditions of 35 U.S.C. 371 and other applicable requirements a Form PCT/DO/EO/903 indicating acceptance of the application as a national stage submission under 35 U.S.C. 371 will be issued in addition to the Filing Receipt, in due course.**

**New International Application Filed with the USPTO as a Receiving Office**

**If a new international application is being filed and the international application includes the necessary components for an international filing date (see PCT Article 11 and MPEP 1810), a Notification of the International Application Number and of the International Filing Date (Form PCT/RO/105) will be issued in due course, subject to prescriptions concerning national security, and the date shown on this Acknowledgement Receipt will establish the international filing date of the application.**

Under the Paperwork Reduction Act of 1995, no persons are required to respond to a collection of information unless it contains a valid OMB control number.

<b>Application Data Sheet 37 CFR 1.76</b>		Attorney Docket Number	67135.8001.US01
		Application Number	
Title of Invention	AN INTERNET ONLINE ORDER METHOD AND APPARATUS		
The application data sheet is part of the provisional or nonprovisional application for which it is being submitted. The following form contains the bibliographic data arranged in a format specified by the United States Patent and Trademark Office as outlined in 37 CFR 1.76. This document may be completed electronically and submitted to the Office in electronic format using the Electronic Filing System (EFS) or the document may be printed and included in a paper filed application.			

**Secrecy Order 37 CFR 5.2**

Portions or all of the application associated with this Application Data Sheet may fall under a Secrecy Order pursuant to 37 CFR 5.2 (Paper filers only. Applications that fall under Secrecy Order may not be filed electronically.)

**Applicant Information:**

<b>Applicant 1</b>					<input type="button" value="Remove"/>
<b>Applicant Authority</b> <input checked="" type="radio"/> Inventor		<input type="radio"/> Legal Representative under 35 U.S.C. 117		<input type="radio"/> Party of Interest under 35 U.S.C. 118	
<b>Prefix</b>	<b>Given Name</b>	<b>Middle Name</b>	<b>Family Name</b>	<b>Suffix</b>	
	Bryan	T.	Cupps		
<b>Residence Information (Select One)</b> <input checked="" type="radio"/> US Residency <input type="radio"/> Non US Residency <input type="radio"/> Active US Military Service					
<b>City</b>	Bothell	<b>State/Province</b>	WA	<b>Country of Residence i</b>	US
<b>Citizenship under 37 CFR 1.41(b) i</b>		US			
<b>Mailing Address of Applicant:</b>					
<b>Address 1</b>	14208 101st Place NE				
<b>Address 2</b>					
<b>City</b>	Bothell	<b>State/Province</b>	WA		
<b>Postal Code</b>	98119	<b>Countryi</b>	US		
<b>Applicant 2</b>					<input type="button" value="Remove"/>
<b>Applicant Authority</b> <input checked="" type="radio"/> Inventor		<input type="radio"/> Legal Representative under 35 U.S.C. 117		<input type="radio"/> Party of Interest under 35 U.S.C. 118	
<b>Prefix</b>	<b>Given Name</b>	<b>Middle Name</b>	<b>Family Name</b>	<b>Suffix</b>	
	Tim		Glass		
<b>Residence Information (Select One)</b> <input checked="" type="radio"/> US Residency <input type="radio"/> Non US Residency <input type="radio"/> Active US Military Service					
<b>City</b>	Aptos	<b>State/Province</b>	CA	<b>Country of Residence i</b>	US
<b>Citizenship under 37 CFR 1.41(b) i</b>		US			
<b>Mailing Address of Applicant:</b>					
<b>Address 1</b>	115 Vista Grande Drive				
<b>Address 2</b>					
<b>City</b>	Aptos	<b>State/Province</b>	CA		
<b>Postal Code</b>	95003	<b>Countryi</b>	US		
All Inventors Must Be Listed - Additional Inventor Information blocks may be generated within this form by selecting the <b>Add</b> button.					<input type="button" value="Add"/>

**Correspondence Information:**

Enter either Customer Number or complete the Correspondence Information section below.  
For further information see 37 CFR 1.33(a).

An Address is being provided for the correspondence InformPetitioners' Exhibit 1061, Page 36



Under the Paperwork Reduction Act of 1995, no persons are required to respond to a collection of information unless it contains a valid OMB control number.

<b>Application Data Sheet 37 CFR 1.76</b>		Attorney Docket Number	67135.8001.US01	
		Application Number		
Title of Invention	AN INTERNET ONLINE ORDER METHOD AND APPARATUS			
Customer Number	34055			
Email Address	patentprocurement@perkinscoie.com	<input type="button" value="Add Email"/>	<input type="button" value="Remove Email"/>	

**Application Information:**

Title of the Invention	AN INTERNET ONLINE ORDER METHOD AND APPARATUS			
Attorney Docket Number	67135.8001.US01	Small Entity Status Claimed	<input checked="" type="checkbox"/>	
Application Type	Nonprovisional			
Subject Matter	Utility			
Suggested Class (if any)		Sub Class (if any)		
Suggested Technology Center (if any)				
Total Number of Drawing Sheets (if any)	20	Suggested Figure for Publication (if any)		

**Publication Information:**

<input type="checkbox"/>	Request Early Publication (Fee required at time of Request 37 CFR 1.219)
<input checked="" type="checkbox"/>	<b>Request Not to Publish.</b> I hereby request that the attached application not be published under 35 U.S.C. 122(b) and certify that the invention disclosed in the attached application <b>has not and will not</b> be the subject of an application filed in another country, or under a multilateral international agreement, that requires publication at eighteen months after filing.

**Representative Information:**

Representative information should be provided for all practitioners having a power of attorney in the application. Providing this information in the Application Data Sheet does not constitute a power of attorney in the application (see 37 CFR 1.32). Enter either Customer Number or complete the Representative Name section below. If both sections are completed the Customer Number will be used for the Representative Information during processing.			
Please Select One:	<input checked="" type="radio"/> Customer Number	<input type="radio"/> US Patent Practitioner	<input type="radio"/> Limited Recognition (37 CFR 11.9)
Customer Number	34055		

**Domestic Benefit/National Stage Information:**

This section allows for the applicant to either claim benefit under 35 U.S.C. 119(e), 120, 121, or 365(c) or indicate National Stage entry from a PCT application. Providing this information in the application data sheet constitutes the specific reference required by 35 U.S.C. 119(e) or 120, and 37 CFR 1.78(a)(2) or CFR 1.78(a)(4), and need not otherwise be made part of the specification.			
Prior Application Status	Pending	<input type="button" value="Remove"/>	
Application Number	Continuity Type	Prior Application Number	Filing Date (YYYY-MM-DD)
	Continuation of	09282645	1999-03-31
Prior Application Status	Patented	<input type="button" value="Remove"/>	

Under the Paperwork Reduction Act of 1995, no persons are required to respond to a collection of information unless it contains a valid OMB control number.

<b>Application Data Sheet 37 CFR 1.76</b>		Attorney Docket Number	67135.8001.US01		
		Application Number			
Title of Invention	AN INTERNET ONLINE ORDER METHOD AND APPARATUS				
Application Number	Continuity Type	Prior Application Number	Filing Date (YYYY-MM-DD)	Patent Number	Issue Date (YYYY-MM-DD)
09282645	Continuation of	08976793	1997-11-24	5991739	1999-11-23
Additional Domestic Benefit/National Stage Data may be generated within this form by selecting the <b>Add</b> button.					<input type="button" value="Add"/>

**Foreign Priority Information:**

This section allows for the applicant to claim benefit of foreign priority and to identify any prior foreign application for which priority is not claimed. Providing this information in the application data sheet constitutes the claim for priority as required by 35 U.S.C. 119(b) and 37 CFR 1.55(a).

				<input type="button" value="Remove"/>
Application Number	Country <sup>i</sup>	Parent Filing Date (YYYY-MM-DD)	Priority Claimed	
			<input checked="" type="radio"/> Yes <input type="radio"/> No	
Additional Foreign Priority Data may be generated within this form by selecting the <b>Add</b> button.				<input type="button" value="Add"/>

**Assignee Information:**

Providing this information in the application data sheet does not substitute for compliance with any requirement of part 3 of Title 37 of the CFR to have an assignment recorded in the Office.

				<input type="button" value="Remove"/>
<b>Assignee 1</b>				
If the Assignee is an Organization check here. <input checked="" type="checkbox"/>				
Organization Name	IPDEV CO.			
<b>Mailing Address Information:</b>				
Address 1	414 N. Orleans Street			
Address 2				
City	Chicago	State/Province	IL	
Country <sup>i</sup>	US	Postal Code	60610	
Phone Number		Fax Number		
Email Address				
Additional Assignee Data may be generated within this form by selecting the <b>Add</b> button.				<input type="button" value="Add"/>

**Signature:**

A signature of the applicant or representative is required in accordance with 37 CFR 1.33 and 10.18. Please see 37 CFR 1.4(d) for the form of the signature.

Signature	/Yingli Wang/		Date (YYYY-MM-DD)	2012-08-22
First Name	Yingli	Last Name	Wang	Registration Number
				67372

Under the Paperwork Reduction Act of 1995, no persons are required to respond to a collection of information unless it contains a valid OMB control number.

<b>Application Data Sheet 37 CFR 1.76</b>	Attorney Docket Number	67135.8001.US01
	Application Number	
Title of Invention	AN INTERNET ONLINE ORDER METHOD AND APPARATUS	

This collection of information is required by 37 CFR 1.76. The information is required to obtain or retain a benefit by the public which is to file (and by the USPTO to process) an application. Confidentiality is governed by 35 U.S.C. 122 and 37 CFR 1.14. This collection is estimated to take 23 minutes to complete, including gathering, preparing, and submitting the completed application data sheet form to the USPTO. Time will vary depending upon the individual case. Any comments on the amount of time you require to complete this form and/or suggestions for reducing this burden, should be sent to the Chief Information Officer, U.S. Patent and Trademark Office, U.S. Department of Commerce, P.O. Box 1450, Alexandria, VA 22313-1450. DO NOT SEND FEES OR COMPLETED FORMS TO THIS ADDRESS. **SEND TO: Commissioner for Patents, P.O. Box 1450, Alexandria, VA 22313-1450.**

## Privacy Act Statement

The Privacy Act of 1974 (P.L. 93-579) requires that you be given certain information in connection with your submission of the attached form related to a patent application or patent. Accordingly, pursuant to the requirements of the Act, please be advised that: (1) the general authority for the collection of this information is 35 U.S.C. 2(b)(2); (2) furnishing of the information solicited is voluntary; and (3) the principal purpose for which the information is used by the U.S. Patent and Trademark Office is to process and/or examine your submission related to a patent application or patent. If you do not furnish the requested information, the U.S. Patent and Trademark Office may not be able to process and/or examine your submission, which may result in termination of proceedings or abandonment of the application or expiration of the patent.

The information provided by you in this form will be subject to the following routine uses:

1. The information on this form will be treated confidentially to the extent allowed under the Freedom of Information Act (5 U.S.C. 552) and the Privacy Act (5 U.S.C. 552a). Records from this system of records may be disclosed to the Department of Justice to determine whether the Freedom of Information Act requires disclosure of these records.
2. A record from this system of records may be disclosed, as a routine use, in the course of presenting evidence to a court, magistrate, or administrative tribunal, including disclosures to opposing counsel in the course of settlement negotiations.
3. A record in this system of records may be disclosed, as a routine use, to a Member of Congress submitting a request involving an individual, to whom the record pertains, when the individual has requested assistance from the Member with respect to the subject matter of the record.
4. A record in this system of records may be disclosed, as a routine use, to a contractor of the Agency having need for the information in order to perform a contract. Recipients of information shall be required to comply with the requirements of the Privacy Act of 1974, as amended, pursuant to 5 U.S.C. 552a(m).
5. A record related to an International Application filed under the Patent Cooperation Treaty in this system of records may be disclosed, as a routine use, to the International Bureau of the World Intellectual Property Organization, pursuant to the Patent Cooperation Treaty.
6. A record in this system of records may be disclosed, as a routine use, to another federal agency for purposes of National Security review (35 U.S.C. 181) and for review pursuant to the Atomic Energy Act (42 U.S.C. 218(c)).
7. A record from this system of records may be disclosed, as a routine use, to the Administrator, General Services, or his/her designee, during an inspection of records conducted by GSA as part of that agency's responsibility to recommend improvements in records management practices and programs, under authority of 44 U.S.C. 2904 and 2906. Such disclosure shall be made in accordance with the GSA regulations governing inspection of records for this purpose, and any other relevant (i.e., GSA or Commerce) directive. Such disclosure shall not be used to make determinations about individuals.
8. A record from this system of records may be disclosed, as a routine use, to the public after either publication of the application pursuant to 35 U.S.C. 122(b) or issuance of a patent pursuant to 35 U.S.C. 151. Further, a record may be disclosed, subject to the limitations of 37 CFR 1.14, as a routine use, to the public if the record was filed in an application which became abandoned or in which the proceedings were terminated and which application is referenced by either a published application, an application open to public inspections or an issued patent.
9. A record from this system of records may be disclosed, as a routine use, to a Federal, State, or local law enforcement agency, if the USPTO becomes aware of a violation or potential violation of law or regulation.

## AN INTERNET ONLINE ORDER METHOD AND APPARATUS

### CROSS-REFERENCE TO RELATED APPLICATIONS

This application is a continuation of United States Patent Application No. 09/282,645, filed March 31, 1999 and now pending, which is a continuation of  
5 United States Patent Application No. 08/976,793, filed November 24, 1997 and now Patent No. 5,991,739, both of which are incorporated herein by reference in their entirety.

The present invention relates to systems and methods for electronic commerce and particularly to an Internet self-ordering mechanism.

10

### BACKGROUND OF THE INVENTION

The Internet has provided consumers with a new medium for electronic commerce. Currently, there exist several Internet services that provide consumers with access to menus for food products that can be ordered online.

15

World Wide Waiters is one such service in which each consumer and participating restaurants are linked via the Internet to the World Wide Waiter server. The World Wide Waiter server provides a web site that includes web pages having menus of several participating restaurants with home delivery and/or take-out service. The consumer can search for a menu either using a restaurant's name or a city.

20

The consumer can then place an order from the menu of a selected restaurant which is transferred to the World Wide Waiter server. The World Wide Waiter server then emails the order over the Internet to the restaurant. The restaurant confirms the order to the World Wide Waiter server. Upon receiving the restaurant's confirmation, the World Wide Waiter server transmits to the consumer a confirming email that the restaurant has received the order and will deliver the  
25 order.

In addition, World Wide Waiters allows a customer to fax the order directly to The World Wide Waiters office. Personnel at the World Wide Waiters office contacts the restaurant in order to process the order.

There are several shortcomings to this system. First, each participating restaurant needs to have Internet access to the World Wide Waiter server. This additional expense can deter restaurant proprietors from utilizing this type of home delivery service.

5

Second, the World Wide Waiter server downloads to the customer statically created HTML pages representing the menus of each participating restaurant. These menu web pages are preconfigured and stored in the server. The use of these statically configured menu web pages becomes a  
10 burden since it hampers the maintainability and scalability of the server to take on additional restaurants.

Waiters on Wheels is another Internet online ordering service that provides Internet consumers with a web site to advertise menus of participating  
15 restaurants and that accepts consumer orders. It faxes an order to a participating restaurant. It provides its own waiters which pick up the take-out order from a participating restaurant and deliver it to the consumer's location.

The menus are stored by the geographic location of a Waiters on Wheels  
20 office. A consumer searches those menus associated with the Waiters on Wheels office within their delivery location. A consumer can order online from the menu. The Waiters on Wheels server confirms receipt of the consumer's order by telephone. If the restaurant cannot deliver the order to the Internet consumer, the restaurant telephones the Waiters on Wheels  
25 office. The office in turn calls the consumer to inform them of the problem.

PizzaNet is another prior art online ordering system that provides Internet consumers with a web site including menus of participating pizza restaurants. To place an order, consumers enter their zip code, telephone area code, and  
30 the first three digits of their phone number. A list of participating pizza restaurants within the consumer's location is provided along with their menus. The consumer can then select the restaurant of his or her choice and order from its menu. PizzaNet receives the order from the Internet and faxes to the restaurant a copy of the order. In some instances, PizzaNet verifies the order

by a return phone call and in other cases the pizza restaurant verifies the order by return phone call.

5 A shortcoming of the Waiter on Wheels and PizzaNet systems is in its method of communicating with the restaurant through a facsimile machine. The additional expense incurred in installing a facsimile machine can deter prospective restaurants from participating in this system. Further, once an order is received, all subsequent communications between the customer and the delivery system are performed via telephone calls which requires manual  
10 intervention.

### SUMMARY OF THE INVENTION

15 The present invention pertains to an online ordering machine that manages the distribution of home delivered products over a distributed computer system. The distributed computer system includes a group of customers connected to client computers and at least one server computer system that executes the online ordering machine. The online ordering machine provides the customers with product information from various vendors whose delivery  
20 range is within the customer's location or with product information from vendors having take out service within a specified range from the customer's location. The online ordering machine accepts orders from the customer for a particular product from a selected vendor. The order is converted into voice instructions which are transmitted to the vendor through a telephone  
25 call. Alternatively, the order can be transmitted via facsimile transmission with follow up voice instructions transmitted via a telephone call seeking a response. The vendor responds to the voice-prompted instructions which are then used to confirm the order.

30 In an embodiment of the present invention, the online ordering machine enables Internet customers to order food products from various participating restaurants. The online ordering machine is a Web server including a web creation procedure that dynamically generates menu web pages in response to a customer's request. The menu web pages list the various products for

delivery or takeout service. An Internet customer is provided with a menu web page listing those vendors or restaurants that service the customer's location. In addition, the online ordering machine indicates which restaurants are open at the time the customer makes the request.

5

The online ordering machine categorizes the location of each participating restaurant by a set of longitude and latitude coordinates. Each customer's delivery location is also categorized by a set of longitude and latitude coordinates. The online ordering machine searches for those restaurants whose delivery area lies within the customer's location based on the restaurant's and customer's longitude and latitude coordinates. Likewise, the online ordering machine searches for those restaurants having takeout service within the customer's location based on the restaurant's and customer's longitude and latitude coordinates.

15

Once an Internet customer places an order, the order is converted into voice data. An interactive voice recognition (IVR) procedure receives the order as an order text file and converts the order into a voice file of recorded speech segments. The IVR procedure automatically places a call to the restaurant and transmits the voice file which is played when the call is received. In addition, the IVR procedure can transmit the order as a facsimile transmission and follow up with an automated telephone call. In either case, voice prompts are used to obtain a response from the restaurant in the form of one or more DTMF tones. The online ordering machine then relays a status response to the customer.

25

#### BRIEF DESCRIPTION OF THE DRAWINGS

Additional objects and features of the invention will be more readily apparent from the following detailed description and appended claims when taken in conjunction with the drawings, in which:

30

Fig. 1 is a block diagram of an embodiment of a distributed computer system incorporating the present invention.



Fig. 2 is a block diagram of the client computer and online ordering machine as shown in Fig. 1.

5 Fig. 3 illustrates the order database schema in a preferred embodiment of the present invention.

Fig. 4 illustrates the geocodes in a preferred embodiment of the present invention.

10 Fig. 5 is a block diagram illustrating the partitioning of a grid area into smaller areas in a preferred embodiment of the present invention.

Fig. 6 is an exemplary format of the order text file in a preferred embodiment of the present invention.

15

Fig. 7 is a block diagram illustrating the menu web page creation in a preferred embodiment of the present invention.

20 Figs. 8 - 10 are schematic representations of exemplary menu web pages that are dynamically created in response to a customer's response.

Fig. 11 is a flow chart illustrating the steps used to process an order in a preferred embodiment of the present invention.

25 Figs. 12A -12C are schematic representations of exemplary menu web pages used to receive an order in a preferred embodiment of the present invention.

Fig. 13 is a flow chart illustrating the steps used to process an order in a preferred embodiment of the present invention.

30

## DESCRIPTION OF THE PREFERRED EMBODIMENTS

### Computer Architecture

Fig. 1 illustrates a system 100 representing an embodiment of the present invention including a number of client computers 102A - 102N and one or more online ordering machines 106 in communication via a communications link 104. In a preferred embodiment, an online ordering machine 106 is a server computer. An online ordering machine 106 is in communication with one or more vendors 108A - 108M through one or more telephone links 110.

The communication link 104 generically refers to any type of wire or wireless link between computers, such as but not limited to a local area network, a wide area network, or a combination of networks. In a preferred embodiment of the present invention, the communications link 104 can be a network such as the Internet.

A client computer 102 can be any type of computing device, such as but not limited to, desktop computers, workstations, laptops, and/or mainframe computers. One or more users (not shown) can be associated with each client computer 102.

Fig. 2 illustrates the client computer 102 which includes a CPU 112, a user interface 114, a memory 119, and a communication interface 116. The communications interface 116 is used to communicate with the server computer 106 as well as other system resources not shown. The memory 119 of the client computer 102 may be implemented as RAM (random access memory) or a combination of RAM and non-volatile memory such as magnetic disk storage. The memory 119 can contain the following:

- an operating system 120;
- Internet access procedures 122;
- as well as other procedures and files.

Fig. 2 also illustrates the online ordering machine 106 which includes a central processing unit (CPU) 112, Interactive Voice Recognition (IVR) hardware 113, a user interface 114, a memory 118, a communications interface 116. The online ordering machine 106 can be any type of computing device, such as but not limited to, desktop computers,

workstations, laptops, and/or mainframe computers. The communications interface 116 is used to communicate with the client computers 102 as well as other system resources not shown.

5 The IVR hardware 113 connects the online ordering machine 106 to a telephonic link 110 coupled to one or more telephonic devices, such as but not limited to a facsimile machine 107A and/or a telephone 107M. Each telephonic device 107 can be associated with a particular vendor 108. The IVR hardware 113 provides interactive voice recognition capabilities including  
10 voice processing, speech recognition, and text-to-speech processing.

In a preferred embodiment of the present invention, the IVR hardware 113 consists of three types of devices: (1) one or more Dialogic™ CP/12SC™ facsimile boards that provide the online ordering machine 106 with 60 or  
15 more facsimile channels, the facsimile board enables communication between the online ordering machine 106 and a facsimile machine 107 associated with a vendor 108; (2) one or more Dialogic™ D/240SC-T1™ boards that provide 24 digital signal processor (DSP)-based ports to an on-board T-1 telephone interface; and (3) one or more Dialogic™ D/41 ESC™  
20 boards that provide four DSP-based voice ports to an on-board analog telephone interface. The facsimile board enables communication between the online ordering machine 106 and a facsimile machine 107A associated with a vendor 108. The D/240SC-T1™ board enables interactive voice recognition capabilities between the online ordering machine 106 and a  
25 vendor 108 having an analog telephonic interface, and the D/41 ESC™ board enables interactive speech recognition capabilities between the online ordering machine 106 and a vendor 108 or customer having an analog telephone interface. A more detailed description of these devices can be found in the product literature for each of these products located at  
30 <http://www.dialogic.com> which is hereby incorporated by reference as background information.

It should be noted that the present invention is not constrained to the preferred IVR hardware and that other such hardware devices can be used that provide a similar capability.

- 5 The memory 118 of the online ordering machine 106 may be implemented as RAM (random access memory) or a combination of RAM and non-volatile memory such as magnetic disk storage. The memory 118 can contain the following:
- an operating system 120;
  - 10 • Internet access procedures 122;
  - web server procedures 124;
  - web page creation procedures 126 that dynamically generate menu web pages in response to a customer's request;
  - an order database 128 that includes information on each of the
  - 15 customers, vendors, and received orders;
  - a geocode database 130 that is used to convert a geographic location such as a street address into longitude and latitude coordinates;
  - an online ordering procedure 132;
  - an interactive voice recognition (IVR) procedure 134 that is used to
  - 20 deliver a voice message and obtain a response to the voice message;
  - a recorded speech database 136 including one or more recorded speech segments;
  - an order text file 138 that is an ASCII representation of the order in a preferred format;
  - 25 • a voice data file 140;
  - a geocode procedure 142 that is used to convert a geographic location into its corresponding longitude and latitude coordinates;
  - one or more menu web pages 144 that are dynamically created by the web creation procedure 126;
  - 30 • a menu file system 146 including one or more menu files representing menu data associated with a particular vendor, preferably, the menu files are binary files stored in a NS encoded format; and
- other procedures and data structures.

Fig. 3 illustrates the schema of the order database 128. The order database 128 can include the following tables:

- 5 a customer table 150 having an entry for each customer that tenders an order to the online ordering machine 106, the customer entry including information that characterizes a particular customer;
- an address table 152 having an entry for each customer and including the latitude 154 and longitude 156 coordinates associated with a customer's address;
- an order master table 158 having an entry for each order;
- 10 • a restaurant table 160 having an entry for each restaurant containing information that describes the restaurant, its services and products, each entry including the latitude 162 and longitude 164 coordinates associated with a restaurant;
- a restaurant category table 162 associated with the restaurant table 15 160 that is used to identify a category associated with a restaurant;
- a price range table 168 associated with the restaurant table 160 identifying the price ranges for products offered by a restaurant;
- a time zone table 170 associated with the restaurant table 160 indicating the time zone corresponding to a restaurant;
- 20 • a restaurant delivery table 172;
- a payment type table 174;
- a restaurant payment table 176;
- a restaurant delivery service (RDS) gratuity table 178;
- a RDS table 180;
- 25 • a holiday table 182 associated with the restaurant table and indicating the restaurant's holidays;
- an IVR fax code table 184;
- an EoSequence table 186;
- a RDS Category Fee table 188;
- 30 • a RDS Cross Zone Fee table 190;
- a company table 192;
- a RDS grid table 194;
- a company fee structure table 196;
- a food group table 198;

- a RDS zone table 200;
- an IVR fax disposition table 202;
- a theme table 204;
- a disposition table 206;
- 5 ● an hour table 208;
- a day of week table 210;
- a category table 212;
- a fee structure table 214;
- an order fee table 216;
- 10 ● a RDS delivery table 218;
- a first category theme table 220 and a second category theme table 222;
- a credit card table 224; and
- a RDS zone delivery table 226.

15

It should be noted that the present invention is not limited to the database schema shown in Fig. 3. Other schemas can be utilized and other types of databases, other than the relational database shown in Fig. 3 can be utilized as well.

20

#### Geocodes

The present invention uses geocodes to determine whether a customer is within a specified geographic area of a restaurant's delivery area or whether a restaurant is within a specified geographic area of the customer's takeout  
25 range. The use of geocodes has the advantage of producing more accurate search results. The prior art use of zip codes, cities, or telephone prefixes generally produces unsatisfactory results listing restaurants that do not deliver to the customer's location. In addition, the geocodes can be used to specify a geographic location anywhere within the globe, thereby enabling  
30 the online ordering machine to accommodate international locations as well as the United States.

A geocode represents a particular geographic area or grid defined by longitude and latitude coordinates. Longitude and latitude coordinates are

used to define a geographic location relative to the surface of the earth. The earth's reference system is composed of surface divisions denoted by geographic lines of latitude and longitude. A specific geographic location can be defined in this system by its respective longitude and latitude coordinates.

5

Fig. 4 illustrates the earth with latitude and longitude lines. The area 240 is represented by a geocode associated with a latitude and a longitude coordinate. Typically, a latitude coordinate is specified in latitude degrees and a longitude coordinate is specified in longitude degrees.

10

The technology of the present invention uses the geocodes to identify each customer and vendor in order to determine whether a customer is within a specified geographic area or grid of a restaurant's delivery area or whether a restaurant is within a specified geographic area or grid of the customer's takeout range. A geocode procedure 142 is used that converts the address of each customer and vendor into its respective latitude and longitude coordinates. The latitude and longitude coordinates then become the geocode which represents a particular grid. Next, the online order procedure 132 uses the geocode to search the order database 142 to make the appropriate selections.

15

20

In a preferred embodiment, the grid size for the United States was selected between .25 and .3 miles. For example, a .3 mile grid equates to .0054 longitude degrees and .0043 latitude degrees. Thus, in order to convert the latitude and longitude coordinates of a customer or restaurant location into a geocode, the following mathematical equations can be used:

25

$$\begin{aligned} \text{Latitude Id} &= \text{trunc} [ (\text{latitude in degrees} * 10^6) / 4300 ] + 1, \\ \text{Longitude Id} &= \text{abs} ( \text{trunc} [ - (\text{longitude in degrees} * 10^6) / 5400 ] + 1 ), \\ \text{Geocode} &= \text{Latitude Id}, \text{Longitude Id} \end{aligned}$$

30

The geocodes can then be used to determine whether a customer is within a specified geographic area of a restaurant's delivery area or whether a restaurant is within a specified geographic area of the customer's take-out

range. To determine whether a customer is within a specified geographic area of a restaurant's delivery area, the customer's geocode is used to search the order database 128 for those restaurants having the same geocode.

5

The following mathematical relation is used to select restaurants that are within a customer's takeout range:

IF the Latitude Id of the restaurant > Latitude Id of customer's location  
10 - Takeout Range and  
the Latitude Id of the restaurant < Latitude Id of the customer's location  
+ Takeout Range and  
Longitude Id of the restaurant > Longitude Id of the customer's location  
- Takeout Range and  
15 Longitude Id of the restaurant < Longitude Id of the customer's location  
+ Takeout Range,  
THEN  
Restaurant is within the Takeout Range.

20 In certain geographic areas, a grid size between .25 and .3 miles may be too large for a delivery or takeout range. In such cases, the grid can be partitioned into smaller grid sizes. The larger grid is referred to as the parent grid and the smaller grids are referred to as the child grids.

25 Fig. 5 illustrates one such example of this partitioning. A parent grid 250 having a grid size between .25 - .3 miles is associated with a geocode 09456, 12943. The parent grid 250 is partitioned into four child grids 252 - 258 having a grid size between .06 - .075 miles. Each child grid 252 is associated with a subgrid identifier such as A, B, C, or D that represents an  
30 associated geographic region.

A vendor can service one or more of the child grids. For example, vendor X can service child grid A, vendor Y can service child grids A and B, and vendor Z can service child grids A and D. As such, a coding scheme was



developed to identify all the possible combinations that can occur. A numeric value is associated with each child grid. For example, child grid A is associated with the value 1, child grid B with the value 2, child grid C with the value 4, and child grid D with the value 8. The sum of these values represent a particular combination of delivery areas. For example, the combination of child grid A and B is identified by a value of 3. Table 1 below shows the encoding scheme for all possible combinations in the child grid scheme shown in Fig. 5.

	VALUE	COMBINATION
10	1	A
	2	B
	3	A,B
	4	C
15	5	A,C
	6	B,C
	7	A,B,C
	8	D
	9	A,D
20	10	B,D
	11	A,B,D
	12	C,D
	13	A,C,D
	14	B,C,D
25	15	A,B,C,D

TABLE I

When searching for a matching vendor, the geocode procedure 142 determines the appropriate subgrid identifier associated with the customer's location. For example, customer X can be associated with the geocode 09456, 12943A. The online order procedure 132 then searches for those vendors servicing child grid A associated with parent grid 09456, 12943. In the above example, that would encompass searching for all the odd values: 1, 3, 5, 7, 9, 11, 13, and 15.

It should be noted that the technology of the present invention can be practiced with other partitioning or encoding schemes. One skilled in the art can easily modify the present invention to accommodate other subgrid sizes and to even partition the subgrids further. Other encoding schemes can be used to identify the various possible delivery combinations associated with a particular parent grid. In addition, one can combine one or more adjacent grids to formulate a larger delivery or takeout range for a particular geographic area.

10

#### Interactive Voice Recognition (IVR) System

The Interactive Voice Recognition (IVR) procedure 134 is used to convert a customer's text order into voice data that is transmitted to the vendor 108.

15

Alternatively, the IVR procedure 134 can convert a customer's order into a format suitable for facsimile transmission.

When a customer's order is received by the online order machine 106, it is converted into an order text file 138 having a prescribed format as shown in Fig. 6. The order text file 138 is then transmitted to the IVR procedure 134. If the order is to be transmitted to the vendor by facsimile transmission, then the IVR procedure 134 formats the order text file 138 into a format that is suitable for facsimile transmission (e.g., postscript format) and transmits the order to the IVR hardware 113. The IVR hardware 113 is used to transmit the order to the vendor 108.

25

When the order is to be transmitted to the vendor 108 by telephone transmission, the IVR procedure 134 then translates the order text file 138 into a voice data file 140 using the recorded speech database 136. The voice data file 140 is then transmitted to the IVR hardware 113 which transmits the voice data to the vendor 108.

30

#### Dynamically Created Menu Web Pages

The online ordering machine 106 generates menu web pages 144 that are specific to a particular customer's request. The creation of the menu web pages 144 is done dynamically at runtime in order to provide data that accommodates a customer's request. The creation of the menu web pages 5 144 in this manner differs from the prior art online order systems. In the prior art online order systems, the menu web pages are preconfigured and displayed upon request. This becomes a burden to maintain and limits scalability. In the present technology, each menu web page 144 is configured at runtime and customized for a particular customer's request. 10 Thus, each menu web page 144 differs since each customer's request is different as is the customer's location.

Fig. 7 illustrates the components used to dynamically generate a menu web page 144. A web page creation procedure 126 is provided that receives as 15 input one or more customer requests and is linked to the order database 128 and the menu file system 146. The web page creation procedure 126 generates a menu web page 144 based on the input received from the user. The data included in the menu web page 144 is retrieved from the order database 128 and the menu file system 146. The order database 128 20 contains information such as the operational time of a vendor, the restaurant's logo, the categories of the food products served, and the like. The menu file system 146 includes menu data associated with each vendor. The menu file system 146 includes a number of menu files stored in an encoded binary format for faster retrieval purposes. The web page creation 25 procedure 126 uses the data in the order database 128 and the menu file system 146 to dynamically generate one or more menu web pages 144 that are customized to a customer's request.

In a preferred embodiment, the web page creation procedure 126 utilizes the 30 WebObjects technology provided by Apple Software. WebObjects is a server technology that links the order database 128 directly to the web server procedures 124 and generates HTML web menu pages 144 based on a customer's request. More detailed information on WebObjects can be found

at <http://software.apple.com/webobjects> which is hereby incorporated by reference as background information.

5 Figs. 8-10 are exemplary menu web pages 144. Fig. 8 is a menu web page 144 showing the first five pizza restaurants that deliver within a particular customer's location. The restaurants shown are selected based on the customer's location and the restaurant's delivery area. As such, this menu web page 144 is dynamically created for this particular customer.

10 Likewise, Fig. 9 is a menu web page 144 showing the various types of food items that a particular restaurant offers for delivery service within a particular customer's location. This menu web page 144 was created in response to the customer's request for pizza selections. Fig. 10 is a menu web page 144  
15 showing the various types of "pesce fresco" items that a particular restaurant offers for delivery service within a particular customer's location. This menu web page 144 was created in response to the customer's request for "pesce fresco" selections.

#### Ordering Process

20 Fig. 11 illustrates the steps used by the online ordering machine 106 to process an online order. A customer accesses the online ordering machine 106 through a client computer 102 that is connected to the Internet 104. The customer enters the appropriate web address or universal resource locator  
25 (URL) for the online ordering machine 106 (step 300). The online order procedure 132 interacts with the client computer 102 by providing access to a series of web pages that can be downloaded to the client computer 102 for the customer's use (step 300). Initially, a home web page is provided to the client computer 102 which is shown in Fig. 12A.

30 The customer can register with the online ordering machine 106 which is accomplished by filling out information requested through one or more web pages. The customer is then provided with a web page that prompts the customer for his location as shown in the exemplary web page illustrated in

Fig. 12B (step 302). This web page can also obtain the current time at the customer's location which is returned to the online order procedure 132 (step 302). The current time is used to determine which restaurants meeting the customer's criteria are currently open. In addition, the web page obtains the  
5 type of service that the customer seeks, such as but not limited to take-out service 252 or delivery service 254. If takeout service is requested, the web page requests the range of miles that the customer is willing to drive. If none is indicated, a default value is provided.

10 Once the customer's location is provided, the online order procedure 132 converts the customer's location into the appropriate geocode as described above (step 304).

The online order procedure 132 then searches the order database 128 for  
15 those restaurants that deliver to the customer's location or are within the customer's desired takeout range (step 306). This search is performed as described above with respect to the geocode procedure 142. A menu web page 144 including a list of these restaurants is dynamically created by the web creation procedure 126 and provided to the customer as shown in Fig.  
20 12C.

The customer can then select a particular vendor or restaurant and one or more menu web pages 144 including the selected information that is dynamically created by the web creation procedure 126 and provided to the  
25 customer's client computer 102. The customer can then browse through the menu web pages 144 and select items of interest. The user's selection or requests are used by the web creation procedure 126 to generate one or more menu web pages 144 that are displayed to the customer (step 306). Figs. 8 - 10 illustrate such exemplary menu web pages 144.

30 The customer places an order by selecting the appropriate items from the menu web pages 144 (step 308) which are then transmitted to the online ordering machine 106 (step 310). The online ordering machine 106 receives the order and processes it as shown in Fig. 13 (step 310).

Referring to Fig. 13, an entry is generated for the order in the order database 128 (step 312). An order text file 138 is generated representing the order in accordance with a prescribed format as shown in Fig. 6 (step 314).

5 In the case where the order is transmitted by facsimile transmission to the vendor (step 316-Y), the order text file 138 is then formatted for facsimile transmission and transmitted to the vendor as described above (step 318). A voice data file 140 is then generated that informs the vendor 108 of the transmitted fax order (step 320).

10

In the case where the order is transmitted by a telephone call, the IVR procedure 134 is used to convert the order text file 138 into voice data (step 322). The IVR procedure 134 performs the conversion by finding prerecorded speech segments stored in the recorded speech database 136 that match the words contained in the order text file 138. The speech segments are then concatenated into a voice data file 140 that is then transmitted to the IVR hardware 113 (step 324). The IVR hardware 113 then establishes telephonic communication with the vendor 108 and transmits the voice data to the vendor 108 (step 324).

20

In some instances, one or more calls may be made to the vendor 108 before communication is established (step 326-N). After a predetermined number of unsuccessful attempts have been made that have failed to establish communication to the vendor 108 (step 328-Y), the online ordering procedure 132 may initiate failure actions. These failure actions can include calling the vendor directly to place the order or to determine the nature of the problem (step 329). Based on the nature of the problem, in some cases, the customer can be notified of the failed communication and asked to select another vendor 108 (step 329). In addition, the online order procedure 132 updates the order database 128 to reflect the status of the order (step 329).

30

In the case where the online ordering procedure 132 is successful in communicating with the vendor 108 (step 326-Y), the vendor 108 hears a

recorded message including voice prompts for responses from the vendor 108. An exemplary transcript of such a recorded message can be as follows:

5           This is cybermeals with (an/a repeat) order for (delivery/carry out).  
          Press 1 when you are ready to take this order.

          When the employee presses 1, the voice continues with the following:  
          The customer's phone number is \_\_\_\_\_. The customer's  
          name is \_\_\_\_\_. The address is \_\_\_\_\_  
10          (only if the order is for delivery). The order is \_\_\_\_\_.  
          Total prices excluding tax and coupons is \_\_\_\_\_.

          The employee is then given the option of pressing further keys: 5 to  
          accept the order, 6 to decline the order, 2 to pause the order, 3 to  
15          repeat the order, 4 to hear only the address repeated, 7 to repeat the  
          food items, total price, and payment method, 8 to repeat the phone  
          number, and \* to just repeat the last segment you were listening to.

          Finally, the voice requests that the vendor press keys to indicate how  
20          long the order will take to deliver.

          If the IVR procedure 134 encounters any failures in retrieving the vendor's  
          response (step 332-N), the online order procedure 132 initiates one or more  
          failure recovery actions to rectify the failure. For example, if the vendor 108  
25          does not respond to a telephonic order, a manual telephone call can be made  
          to the vendor 108 in order to ascertain the nature of the problem or to obtain  
          the response.

          If the IVR procedure 134 receives a response from the vendor 108 (step 332-  
30          Y), the online order procedure 132 transmits a notification to the customer  
          indicating the status of an order and updates the order database 128 with the  
          status thereby completing the order (step 336). Notification to the customer  
          can be by an email message, or other communication medium, and can  
          include an expected delivery time.

In addition to the aforementioned steps, the online order procedure 132 can also transmit to the vendor 108 directions to the customer's location either as a facsimile transmission, as a telephone call, mail message, and the like. Likewise, the online order procedure 132 can transmit through any medium  
5 directions to a vendor's location to a customer requesting takeout service.

#### Alternate Embodiments

The foregoing description, for purposes of explanation, used specific nomenclature to provide a thorough understanding of the invention.  
10 However, it will be apparent to one skilled in the art that the specific details are not required in order to practice the invention. In other instances, well known circuits and devices are shown in block diagram form in order to avoid unnecessary distraction from the underlying invention. Thus, the foregoing descriptions of specific embodiments of the present invention are presented  
15 for purposes of illustration and description. They are not intended to be exhaustive or to limit the invention to the precise forms disclosed, obviously many modifications and variations are possible in view of the above teachings. The embodiments were chosen and described in order to best explain the principles of the invention and its practical applications, to thereby  
20 enable others skilled in the art to best utilize the invention and various embodiments with various modifications as are suited to the particular use contemplated. It is intended that the scope of the invention be defined by the following Claims and their equivalents.

25 Further, the method and system described hereinabove is amenable for execution on various types of executable mediums other than a memory device such as a random access memory. Other types of executable mediums can be used, such as but not limited to, a computer readable storage medium which can be any memory device, compact disc, or floppy  
30 disk.

Although the present invention has been described with reference to ordering food products from restaurants, it is not limited to this particular product or vendor. The present invention can be used for other electronic commerce



purposes, other commodities, other types of vendors, and other types of services other than delivery or takeout.

In addition, the present invention is not constrained to transmitting a  
5 customer's order to the vendor through the interactive voice recognition system as described above. A modem connection can be established which will enable communication between the online ordering machine and the vendor through the Internet thereby allowing email communication, web  
10 communication, and the like.

10

**ABSTRACT OF THE DISCLOSURE**

A system and method for providing an online ordering machine that manages the distribution of home delivered products over a distributed computer system is herein disclosed. The distributed computer system includes a group of customers connected to client computers and at least one server computer system that executes the online ordering machine. The online ordering machine provides the customers with product information from various vendors whose delivery range is within the customer's location or with product information from vendors having take out service within a specified range from the customer's location. The vendor's and customer's location is associated with a geocode representing the latitude and longitude coordinates of the location. The search for the vendors servicing the customer's location is done using the geocodes. The online ordering machine accepts orders from the customer for a particular product from a selected vendor. The order is converted into voice instructions which are transmitted to the vendor through a telephone call. The vendor receives the telephonic order and responds to voice-prompted instructions used to confirm the order.

20

What is claimed is:

1. An information management and real time synchronous communications system for configuring and transmitting hospitality menus comprising:
  - a. a central processing unit,
  - b. a data storage device connected to said central processing unit,
  - c. an operating system including a first graphical user interface,
  - d. a master menu including at least menu categories, menu items and modifiers, wherein said master menu is capable of being stored on said data storage device pursuant to a master menu file structure and said master menu is capable of being configured for display to facilitate user operations in at least one window of said first graphical user interface as cascaded sets of linked graphical user interface screens, and
    - e. menu configuration software enabled to generate a programmed handheld menu configuration from said master menu for wireless transmission to and programmed for display on a wireless handheld computing device, said programmed handheld menu configuration comprising at least menu categories, menu items and modifiers and wherein the menu configuration software is enabled to generate said programmed handheld menu configuration by utilizing parameters from the master menu file structure defining at least the menu categories, menu items and modifiers of the master menu such that at least the menu categories, menu items and modifiers comprising the programmed handheld menu configuration are synchronized in real time with analogous information comprising the master menu,
      - wherein the menu configuration software is further enabled to generate the programmed handheld menu configuration in conformity with a customized display layout unique to the wireless handheld computing device to facilitate user operations with and display of the programmed handheld menu configuration on the display screen of a handheld graphical user interface integral with the wireless handheld computing device, wherein said customized display layout is compatible with the displayable size of the handheld graphical user interface

wherein the programmed handheld menu configuration is configured by the menu configuration software for display as programmed cascaded sets of linked graphical user interface screens appropriate for the customized display layout of the wireless handheld computing device, wherein said programmed cascaded sets of linked graphical user interface screens for display of the handheld menu configuration are configured differently from the cascaded sets of linked graphical user interface screens for display of the master menu on said first graphical user interface, and

wherein the system is enabled for real time synchronous communications to and from the wireless handheld computing device utilizing the programmed handheld menu configuration including the capability of real time synchronous transmission of the programmed handheld menu configuration to the wireless handheld computing device and real time synchronous transmissions of selections made from the handheld menu configuration on the wireless handheld computing device, and

wherein the system is further enabled to automatically format the programmed handheld menu configuration for display as cascaded sets of linked graphical user interface screens appropriate for a customized display layout of at least two different wireless handheld computing device display sizes in the same connected system, and

wherein a cascaded set of linked graphical user interface screens for a wireless handheld computing device in the system includes a different number of user interface screens from at least one other wireless handheld computing device in the system.

2. The information management and synchronous communications system in accordance with claim 1, wherein the system is further enabled by a communications systemic relationship providing a common, linked system comprising:

- a) A Wireless Hub Application;
- b) A Web Hub Application;

- c) Linked Databases between two or more different Hospitality Applications; and
- d) A Communications Setup Application.

3. The information management and real time synchronous communications system in accordance with claim 1 wherein the information from the POS database is automatically imported into the system.

4. The information management and real time synchronous communications system in accordance with claim 1, wherein the said Hospitality Applications include at least reservations applications.

5. The information management and real time synchronous communications system in accordance with claim 1, wherein the said Hospitality Applications include at least a Ticketing applications.

6. The information management and real time synchronous communications system in accordance with claim 1 in which the wireless handheld computing device is a smart phone.

7. The information management and real time synchronous communications system in accordance with claim 1, further enabled to facilitate and complete payment processing directly from the wireless handheld computing device including: a) Billing; b) Status and c) Payment Information.

8. The information management and real time synchronous communications system in accordance with claim 1, wherein one or more of the layout, views or fonts of the programmed handheld menu configuration are created in conformity with the display screen parameters of the wireless handheld computing device and wherein the system is enabled to generate a view of the programmed handheld menu configuration for user preview from the central computing unit

and which facilitates a further user manual modification prior to the transmissions of the programmed handheld menu configuration to the wireless handheld computing device.

9. An information management and real time synchronous communications system for configuring and transmitting hospitality menus comprising:
  - a) a central processing unit;
  - b) a data storage device connected to said central processing unit;
  - c) an operating system including a first graphical user interface, said operating system configured to interoperate with the central processing unit, the data storage device and application software;
  - d) a master menu including menu categories and menu items, wherein said master menu is capable of being stored on said data storage device pursuant to a master menu file structure and said master menu is capable of being configured for display to facilitate user operations in at least one window of said first graphical user interface as cascaded sets of linked graphical user interface screens; and
  - e) a modifier menu capable of being stored on said data storage device, and menu configuration software enabled to automatically generate a programmed handheld menu configuration from said master menu for display on a wireless handheld computing device, said programmed handheld menu configuration comprising at least menu categories, menu items and modifiers and wherein the menu configuration software is enabled to generate said programmed handheld menu configuration by utilizing parameters from the master menu file structure defining at least the categories and items of the master menu and modifiers from the modifier menu at least the menu categories, menu items and modifiers comprising the programmed handheld menu configuration are synchronized in real time with analogous information comprising the master and modifier menus wherein the menu configuration software is further enabled to generate the programmed handheld menu configuration in conformity with a customized display layout unique to the

wireless handheld computing device to facilitate user operations with and display of the programmed handheld menu configuration on the display screen of a handheld graphical user interface integral with the wireless handheld computing device, wherein said customized display layout is compatible with the displayable size of the handheld graphical user interface,

wherein the programmed handheld menu configuration is configured by the menu configuration software for display as cascaded sets of linked graphical user interface screens appropriate for the customized display layout of the wireless handheld computing device, wherein said cascaded sets of linked graphical user interface screens for display of the programmed handheld menu configuration are configured differently from the cascaded sets of related graphical user interface screens for display of the master menu on said first graphical user interface, and

wherein the system is enabled for real time synchronous communications to and from the wireless handheld computing device utilizing the programmed handheld menu configuration including the capability of real time synchronous transmission of at least the menu categories, menu items and modifiers comprising the programmed handheld menu configuration to the wireless handheld computing device and real time synchronous transmissions of selections made from the handheld menu configuration on the wireless handheld computing device, and

wherein the system is further enabled to automatically format the programmed handheld menu configuration for display as cascaded sets of linked graphical user interface screens appropriate for a customized display layout of at least two different wireless handheld computing device display sizes in the same connected system, and

wherein a cascaded set of linked graphical user interface screens for a wireless handheld computing device in the system includes a different number of user interface screens from at least one other wireless handheld computing device in the system.

10. The information management and real time synchronous communications system in accordance with claim 9, further including a communications systemic relationship comprising:

- a) A Wireless Hub Application;
- b) A Web Hub Application;
- c) Linked Databases Between two or more different Hospitality

Applications; and

- d) A Communications Setup Application.

11. The information management and real time synchronous communications system in accordance with claim 9, wherein at least two different hospitality software applications are integrated between and with one another.

12. The information management and real time synchronous communications system in accordance with claim 9, wherein the system enables automatic importation of the POS database information into the system.

13. An information management and real time synchronous communications system for use with wireless handheld computing devices and the internet comprising:

- a) a master database connected in said system and configured to store hospitality application information pursuant to a master database file structure;

- b) at least one wireless handheld computing device connected in said system and configured to display said hospitality application information;

- c) at least one web server connected in said system;

- d) at least one web page connected in said system and configured to display said hospitality application information; and

- e) real time communications control software enabled to link and synchronize hospitality application information simultaneously between the master database, wireless handheld computing device, web server and web page,



wherein the communications control software is enabled to utilize parameters from the master database file structure to synchronize the hospitality application information in real time between the master database, at least one wireless handheld computing device, at least one web server and at least one web page such that substantially the same information comprising the hospitality application information is capable of being displayed on the wireless handheld computing device, at least one web page and other display screens of the synchronized system, such that the hospitality application information is synchronized between any connected users,

wherein the communications control software is enabled to act as a real time interface between the elements of the system and any applicable communications protocol,

wherein the communications control software is enabled to automatically and simultaneously configure the hospitality application information for display on both the wireless handheld computing device and the web page in conformity with a customized display layout unique to the wireless handheld computing device or the web page, wherein said customized display layout is compatible with the displayable size of the handheld computing device display screen or the web page, and

wherein the communications control software is further enabled to automatically format a programmed handheld configuration for display as cascaded sets of linked graphical user interface screens appropriate for a customized display layout of at least two different wireless handheld computing device display sizes in the same connected system, and

wherein a cascaded set of linked graphical user interface screens for a wireless handheld computing device in the system includes a different number of user interface screens from at least one other wireless handheld computing device in the system, and

wherein the system is enabled for real time synchronous transmission of the configured hospitality application information to the wireless handheld computing device, the web server and the web page and real time synchronous

transmissions of inputs responding to the configured hospitality application information from the wireless handheld computing device, or the web server or the web page.

14. The information management and real time synchronous communications system in accordance with claim 13, further including a communications systemic relationship comprising:

- a) A Wireless Hub Application;
- b) A Web Hub Application;
- c) Linked Databases Between two or more different Hospitality Applications; and
- d) A Communications Setup Application.

15. The information management and real time synchronous communications system of claim 13, wherein the system is enabled to automatically import the information from the POS (point of sale) database into the system.

16. The information management and real time synchronous communications system of claim 13, wherein at least two different hospitality applications are integrated between and with one another.

17. The information management and real time synchronous communications system in accordance with claim 13, wherein the hospitality application information also includes the completion of payment processing.

18. The information management and real time synchronous communications system in accordance claim 13, wherein the configured wireless handheld computing device is a smart phone.

19. An information management and real time synchronous communications system for configuring and transmitting hospitality menus comprising:

a. a central processing unit,  
b. a data storage device connected to said central processing unit,  
c. an operating system including a first graphical user interface,  
d. a master menu including at least menu categories, menu items and modifiers, wherein said master menu is capable of being stored on said data storage device pursuant to a master menu file structure and said master menu is capable of being configured for display to facilitate user operations in at least one window of said first graphical user interface as cascaded sets of linked graphical user interface screens, and

e. menu configuration software enabled to generate a programmed portable menu configuration from said master menu for wireless transmission to and programmed for display on a wireless portable computing device, said programmed portable menu configuration comprising at least menu categories, menu items and modifiers and wherein the menu configuration software is enabled to generate said programmed portable menu configuration by utilizing parameters from the master menu file structure defining at least the menu categories, menu items and modifiers of the master menu such that at least the menu categories, menu items and modifiers comprising the programmed portable menu configuration are synchronized in real time with analogous information comprising the master menu, wherein the menu configuration software is further enabled to generate the programmed portable menu configuration in conformity with a customized display layout unique to the wireless portable computing device to facilitate user operations with and display of the programmed portable menu configuration on the display screen of a portable graphical user interface integral with the wireless portable computing device, wherein said customized display layout is compatible with the displayable size of the portable graphical user interface wherein the programmed portable menu configuration is configured by the menu configuration software for display as programmed cascaded sets of linked graphical user interface screens appropriate for the customized display layout of the wireless portable computing device, wherein said programmed cascaded sets of linked graphical user

interface screens for display of the portable menu configuration are configured differently from the cascaded sets of linked graphical user interface screens for display of the master menu on said first graphical user interface, and wherein the system is enabled for real time synchronous communications to and from the wireless portable computing device utilizing the programmed portable menu configuration including the capability of real time synchronous transmission of the programmed portable menu configuration to the wireless portable computing device and real time synchronous transmissions of selections made from the portable menu configuration on the wireless portable computing device, and wherein the system is further enabled to automatically format the programmed portable menu configuration for display as cascaded sets of linked graphical user interface screens appropriate for a customized display layout of at least two different wireless portable computing device display sizes in the same connected system, and wherein a cascaded set of linked graphical user interface screens for a wireless portable computing device in the system includes a different number of user interface screens from at least one other wireless portable computing device in the system.

20. An information management and real time synchronous communications system for configuring and transmitting hospitality menus comprising:
- a) a central processing unit;
  - b) a data storage device connected to said central processing unit;
  - c) an operating system including a first graphical user interface, said operating system configured to interoperate with the central processing unit, the data storage device and application software;
  - d) a master menu including menu categories and menu items, wherein said master menu is capable of being stored on said data storage device pursuant to a master menu file structure and said master menu is capable of being configured for display to facilitate user operations in at least one window of said first graphical user interface as cascaded sets of linked graphical user interface screens; and

e) a modifier menu capable of being stored on said data storage device, and menu configuration software enabled to automatically generate a programmed portable menu configuration from said master menu for display on a wireless portable computing device, said programmed portable menu configuration comprising at least menu categories, menu items and modifiers and wherein the menu configuration software is enabled to generate said programmed portable menu configuration by utilizing parameters from the master menu file structure defining at least the categories and items of the master menu and modifiers from the modifier menu at least the menu categories, menu items and modifiers comprising the programmed portable menu configuration are synchronized in real time with analogous information comprising the master and modifier menus wherein the menu configuration software is further enabled to generate the programmed portable menu configuration in conformity with a customized display layout unique to the wireless portable computing device to facilitate user operations with and display of the programmed portable menu configuration on the display screen of a portable graphical user interface integral with the wireless portable computing device, wherein said customized display layout is compatible with the displayable size of the portable graphical user interface, wherein the programmed portable menu configuration is configured by the menu configuration software for display as cascaded sets of linked graphical user interface screens appropriate for the customized display layout of the wireless portable computing device, wherein said cascaded sets of linked graphical user interface screens for display of the programmed portable menu configuration are configured differently from the cascaded sets of related graphical user interface screens for display of the master menu on said first graphical user interface, and wherein the system is enabled for real time synchronous communications to and from the wireless portable computing device utilizing the programmed portable menu configuration including the capability of real time synchronous transmission of at least the menu categories, menu items and modifiers comprising the programmed portable menu configuration to the wireless portable computing device and real time

synchronous transmissions of selections made from the portable menu configuration on the wireless portable computing device, and wherein the system is further enabled to automatically format the programmed portable menu configuration for display as cascaded sets of linked graphical user interface screens appropriate for a customized display layout of at least two different wireless portable computing device display sizes in the same connected system, and wherein a cascaded set of linked graphical user interface screens for a wireless portable computing device in the system includes a different number of user interface screens from at least one other wireless portable computing device in the system.

21. An information management and real time synchronous communications system for use with wireless portable computing devices and the internet comprising:

- a) a master database connected in said system and configured to store hospitality application information pursuant to a master database file structure;
- b) at least one wireless portable computing device connected in said system and configured to display said hospitality application information;
- c) at least one web server connected in said system;
- d) at least one web page connected in said system and configured to display said hospitality application information; and
- e) real time communications control software enabled to link and synchronize hospitality application information simultaneously between the master database, wireless portable computing device, web server and web page, wherein the communications control software is enabled to utilize parameters from the master database file structure to synchronize the hospitality application information in real time between the master database, at least one wireless portable computing device, at least one web server and at least one web page such that substantially the same information comprising the hospitality application information is capable of being displayed on the wireless portable computing device, at least one web page and other display screens of the

synchronized system, such that the hospitality application information is synchronized between any connected users, wherein the communications control software is enabled to act as a real time interface between the elements of the system and any applicable communications protocol, wherein the communications control software is enabled to automatically and simultaneously configure the hospitality application information for display on both the wireless portable computing device and the web page in conformity with a customized display layout unique to the wireless portable computing device or the web page, wherein said customized display layout is compatible with the displayable size of the portable computing device display screen or the web page, and wherein the communications control software is further enabled to automatically format a programmed portable configuration for display as cascaded sets of linked graphical user interface screens appropriate for a customized display layout of at least two different wireless portable computing device display sizes in the same connected system, and wherein a cascaded set of linked graphical user interface screens for a wireless portable computing device in the system includes a different number of user interface screens from at least one other wireless portable computing device in the system, and wherein the system is enabled for real time synchronous transmission of the configured hospitality application information to the wireless portable computing device, the web server and the web page and real time synchronous transmissions of inputs responding to the configured hospitality application information from the wireless portable computing device, or the web server or the web page.

APPROVED	O.G. FIG.	
BY	CLASS	SUBCLASS
DRAFTSMAN		

RECEIVED  
 SEP - 1 1999  
 TC 2700 MAIL ROOM

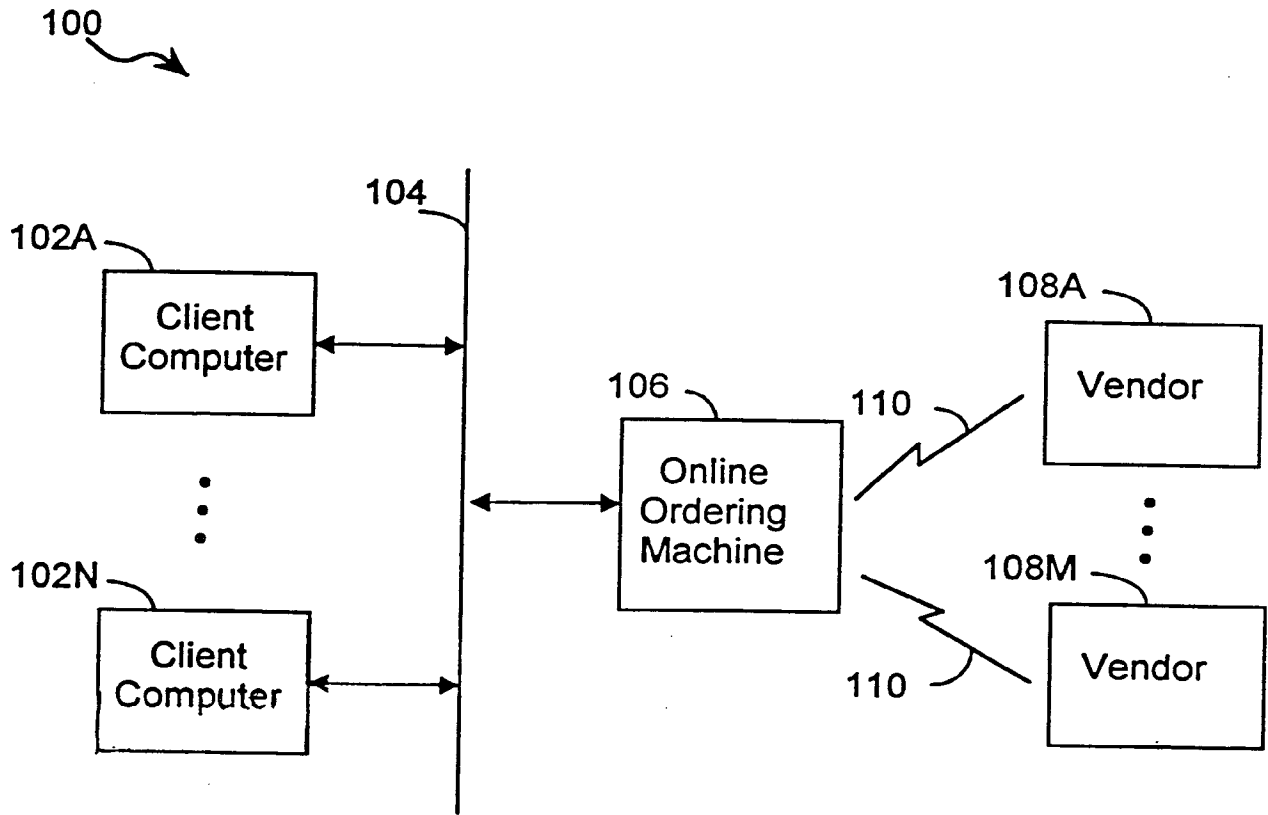


FIG. 1



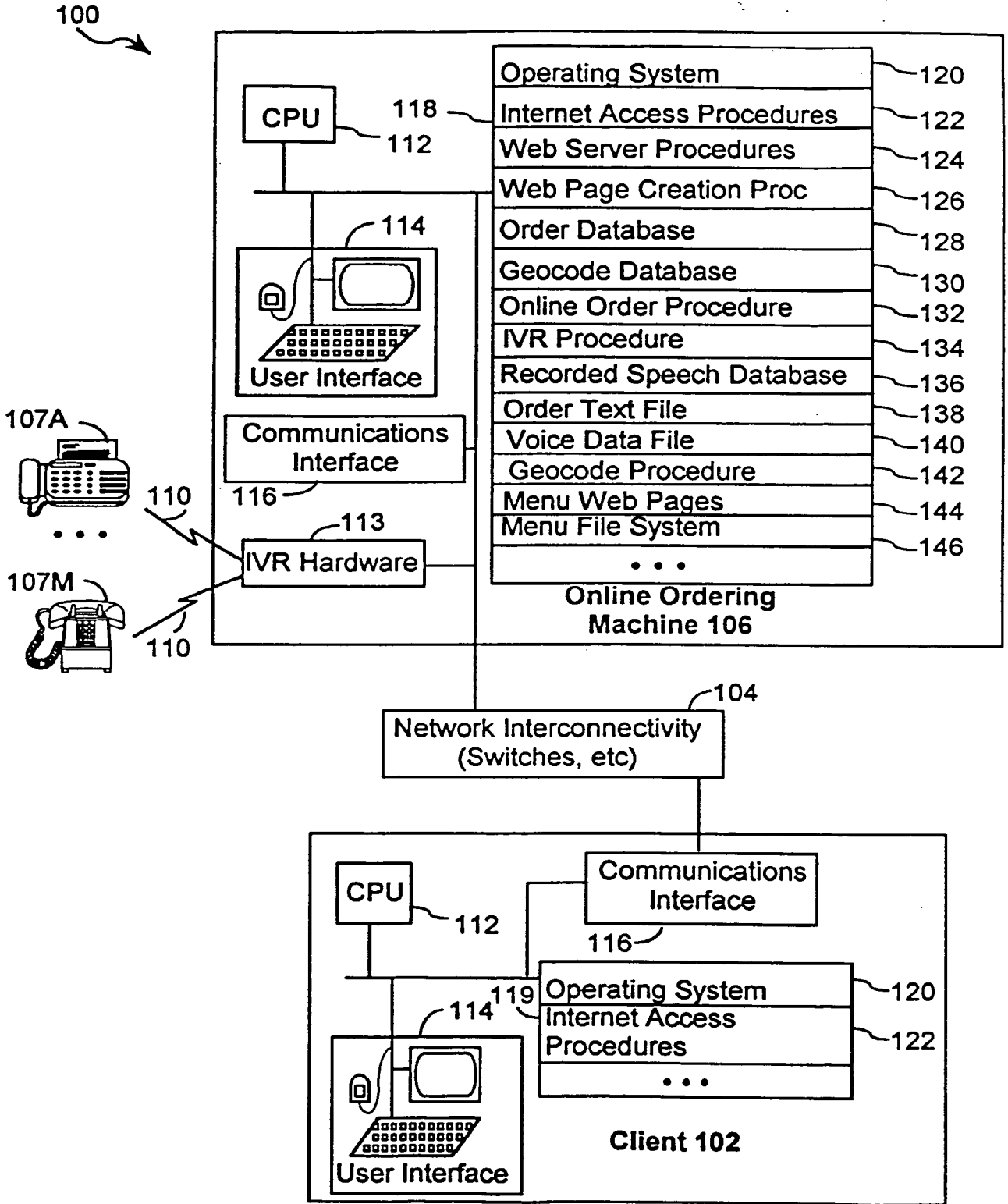


FIG. 2

FIG. 3A	FIG. 3B
FIG. 3C	FIG. 3D
FIG. 3E	FIG. 3F

KEY TO FIG. 3

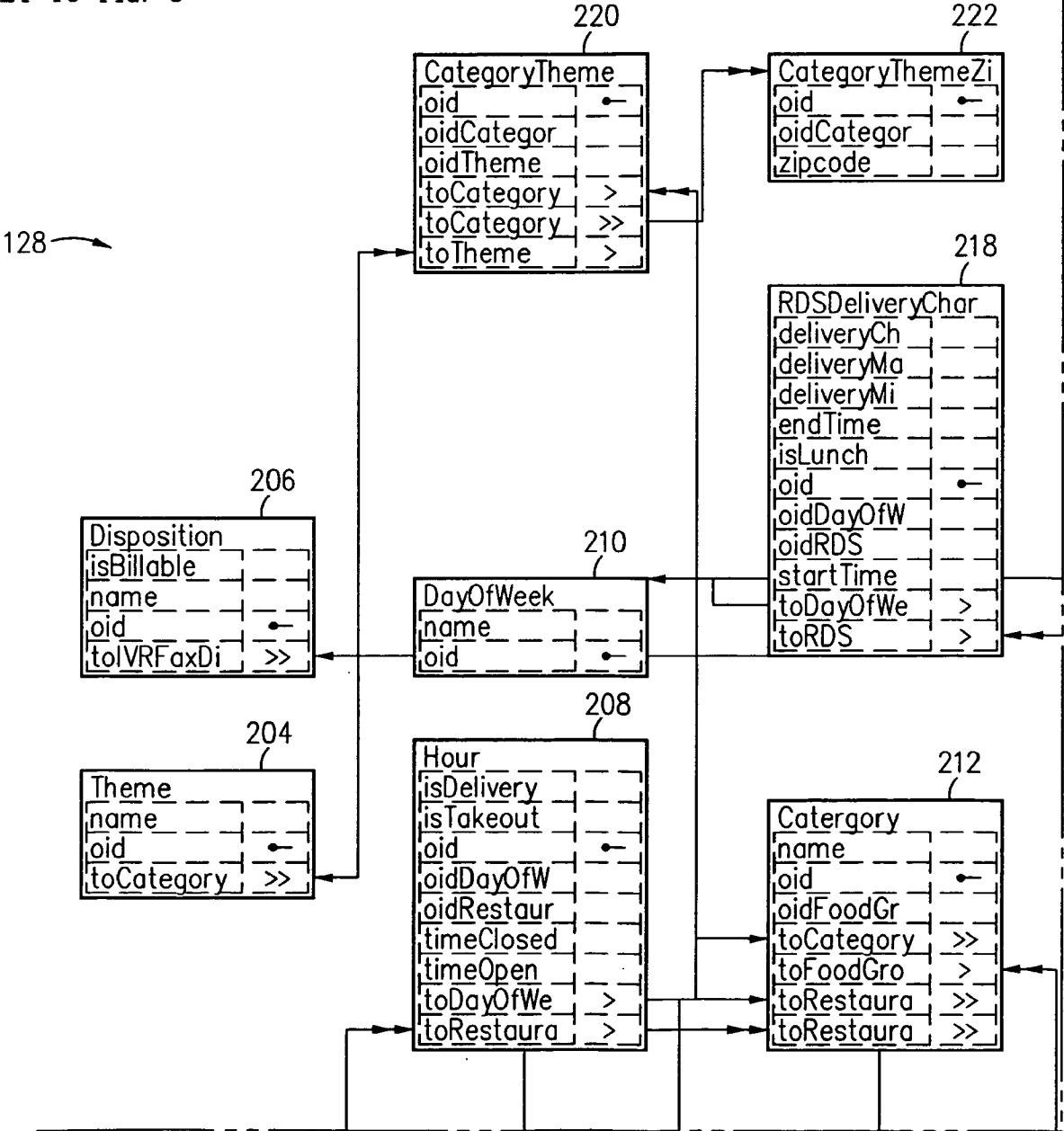


FIG. 3A

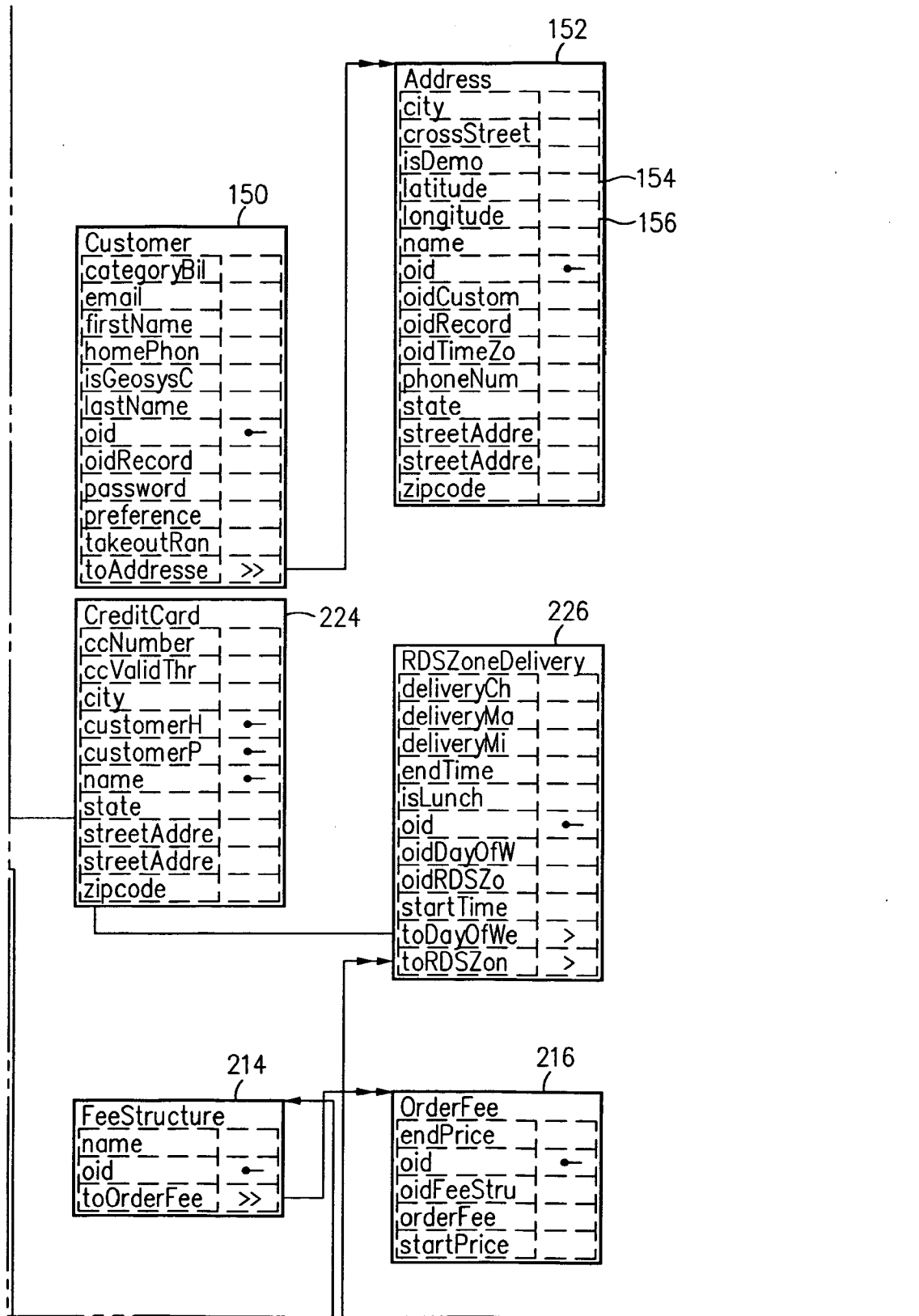


FIG. 3B

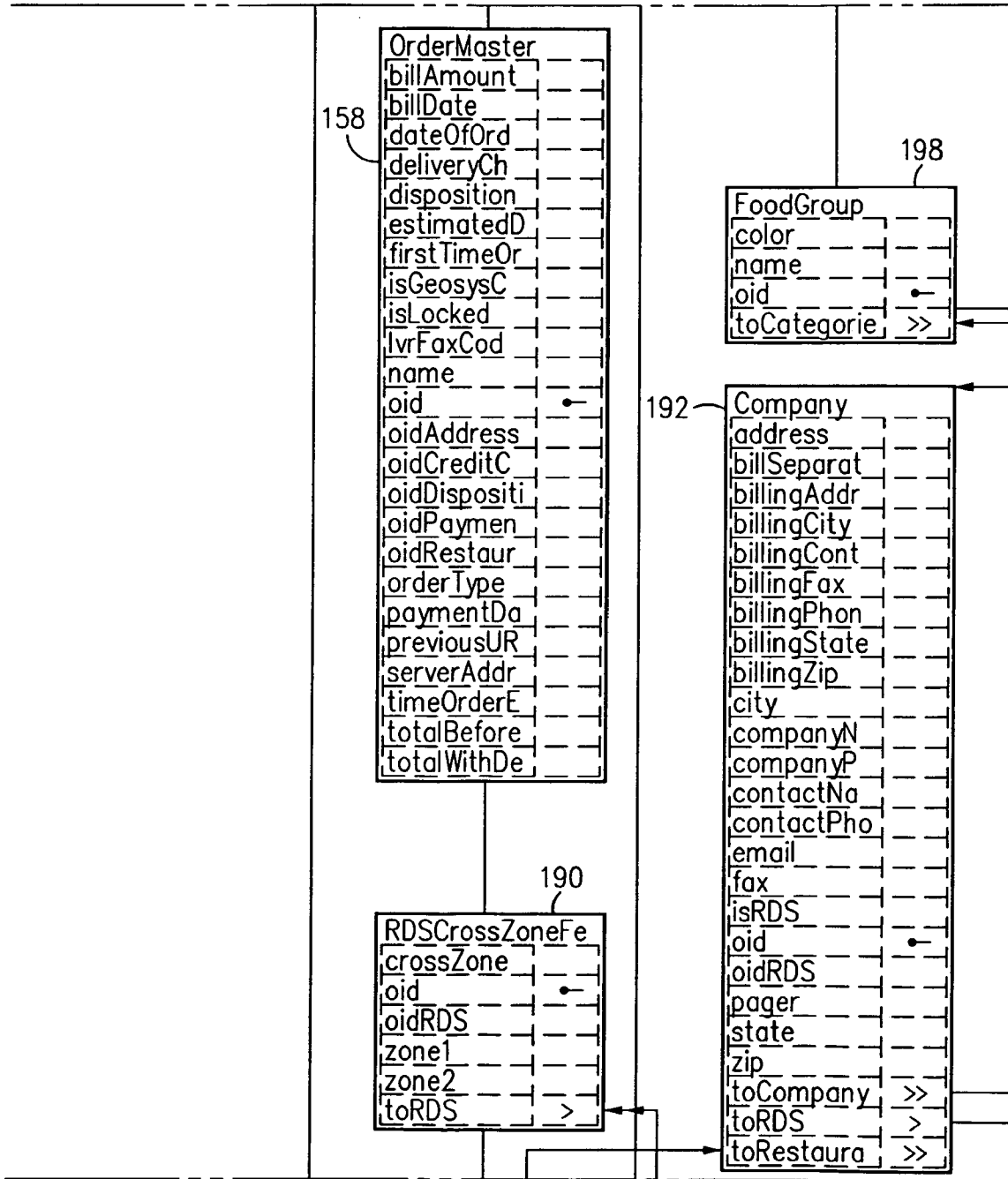


FIG. 3C

APPROVED	O.G. FIG.	
BY	CLASS	SUBCLASS
DRAFTSMAN		

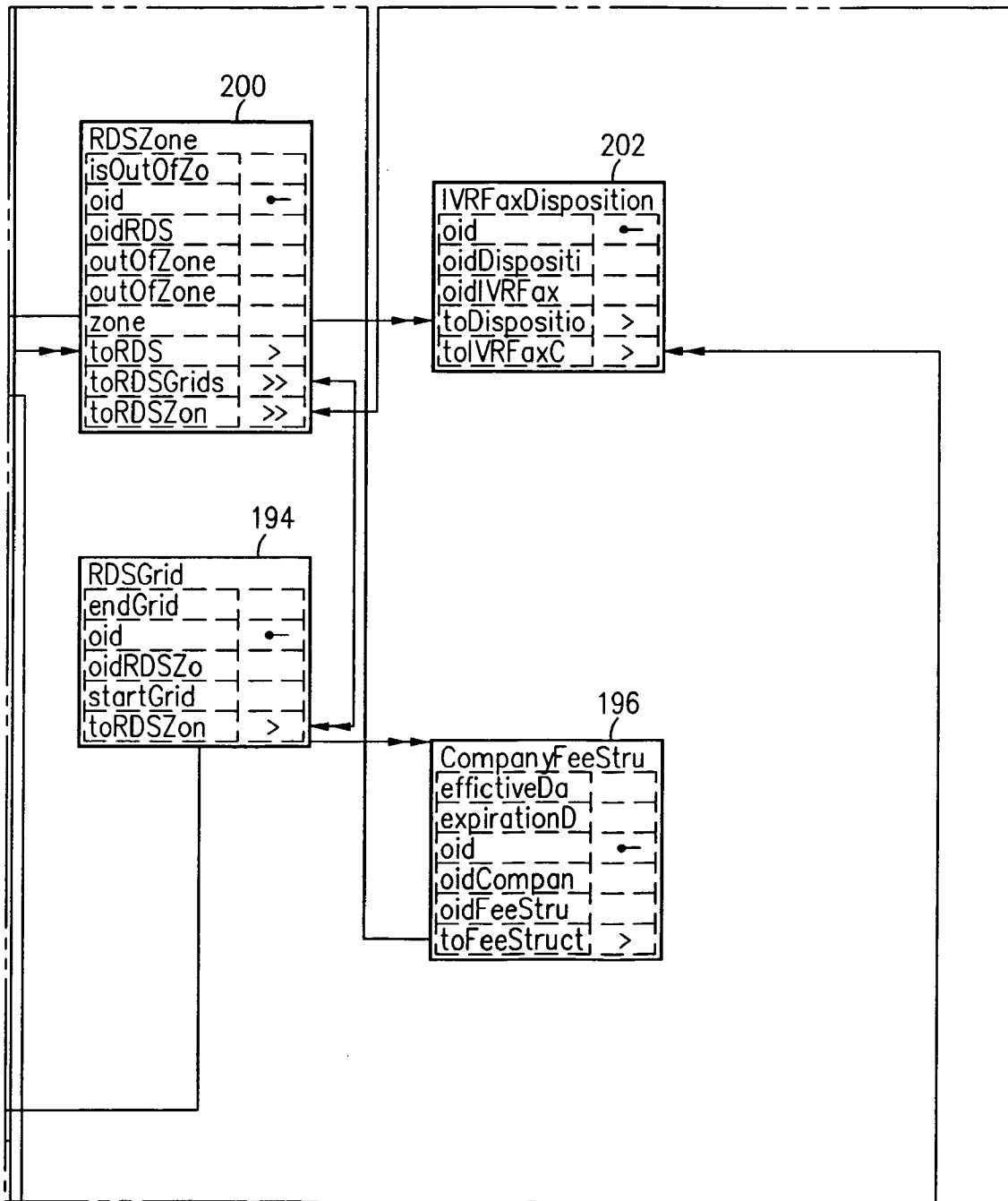


FIG. 3D

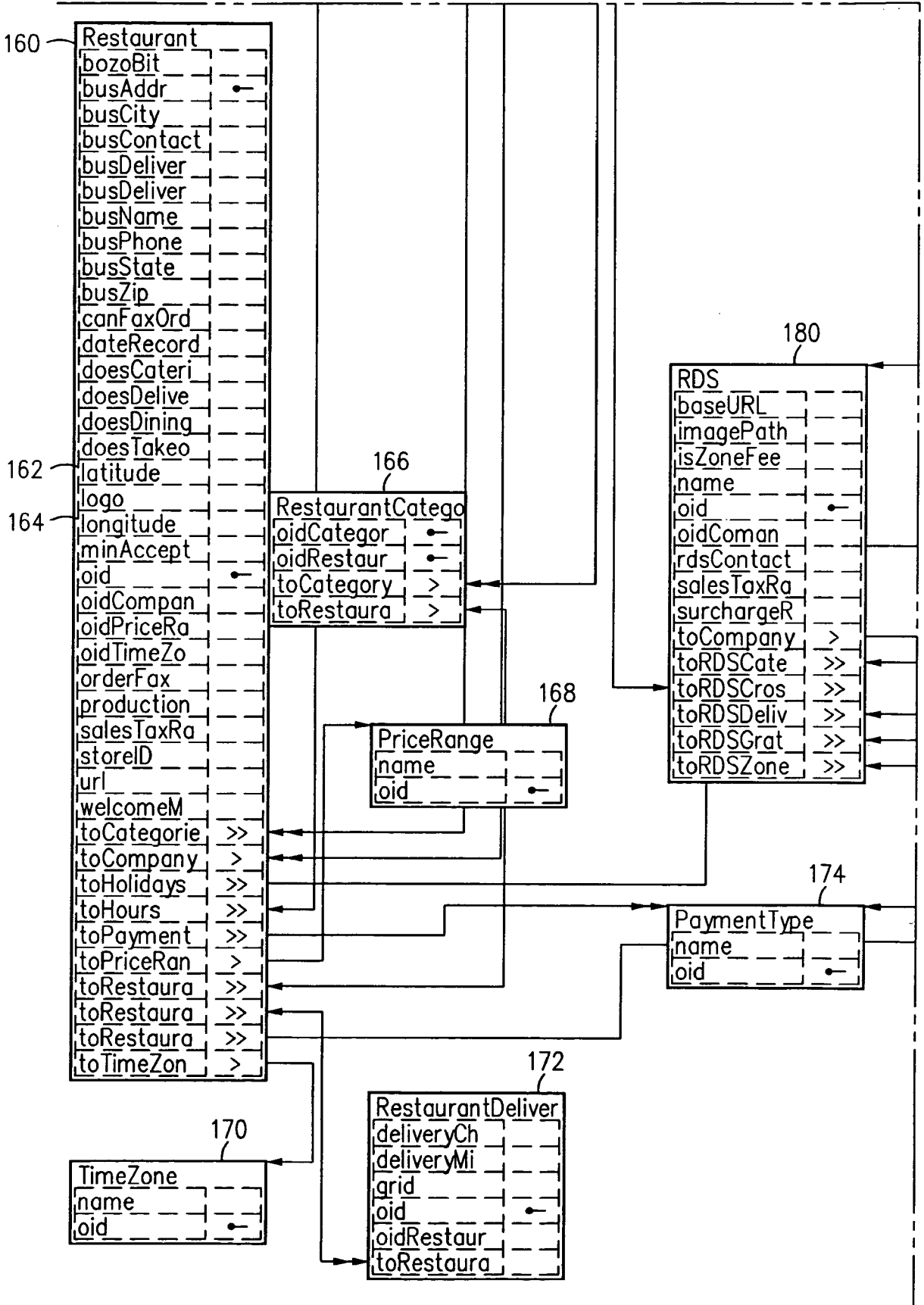


FIG. 3E

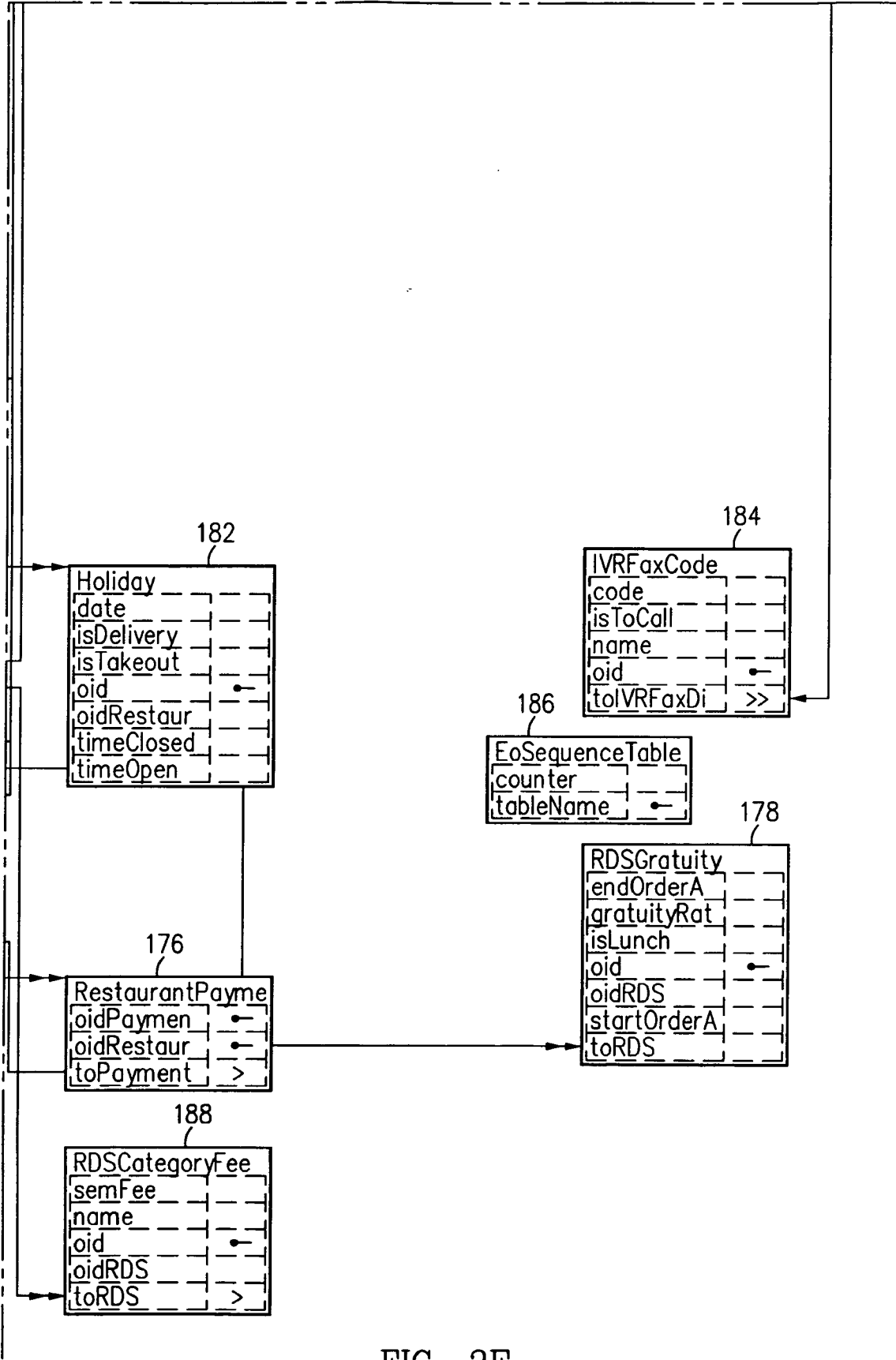
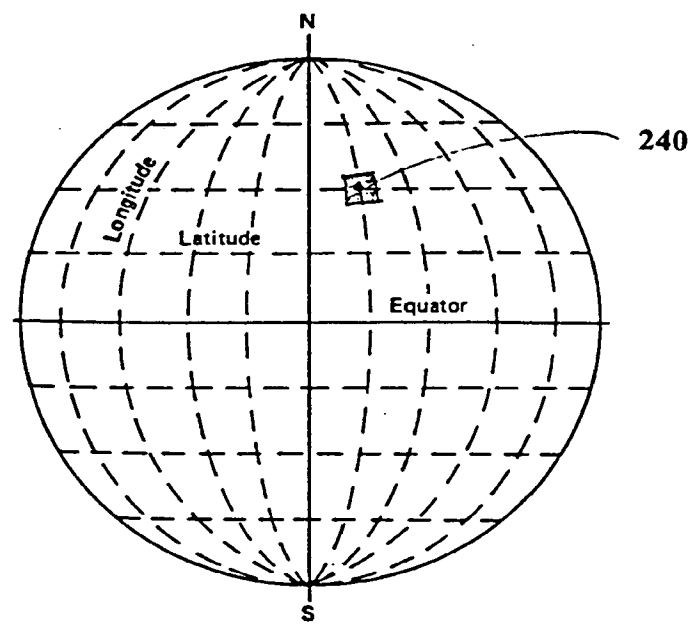


FIG. 3F

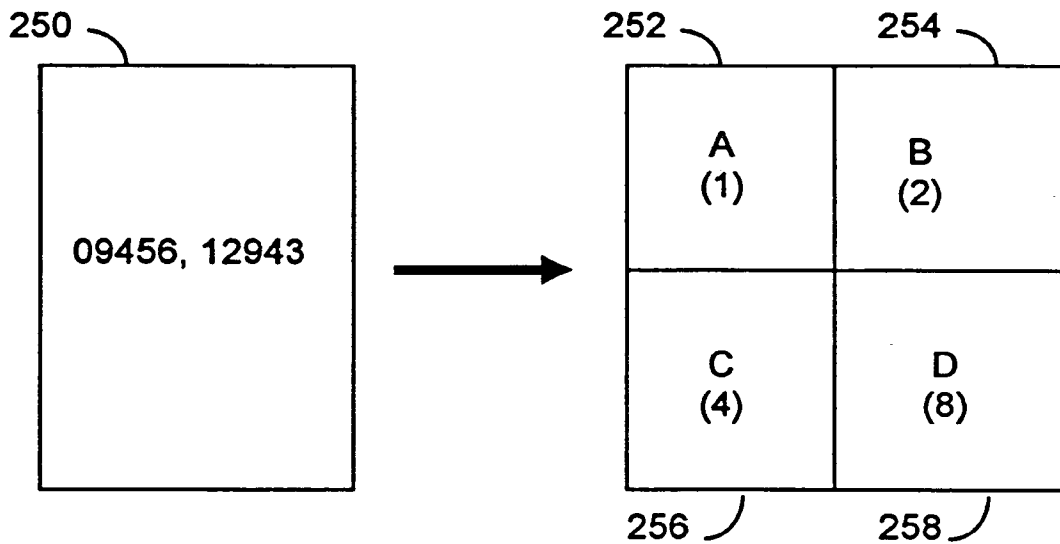
APPROVED	O.G. FIG.	
BY	CLASS	SUBCLASS
DRAFTSMAN		



**FIG. 4**



APPROVED	O.G. FIG.	
BY	CLASS	SUBCLASS
DRAFTSMAN		



**FIG. 5**

APPROVED	O.G. FIG.	
BY	CLASS	SUBCLASS
DRAFTSMAN		



**Header:**

Order Number  
Order Type  
First Time Customer  
Delivery  
Special Instructions  
RDS Number  
Restaurant Name  
Restaurant Phone  
Restaurant Fax  
Customer Name  
Customer Email  
Customer Address1  
Customer Address2  
Customer Cross St.  
Customer City  
Customer Phone  
Total  
Payment Type  
Special Count  
Item Count

**Special:**

ID  
Description of Item  
Price  
Item Count

**Special Item:**

ID  
Description of Item  
Price  
Item Count

**Item:**

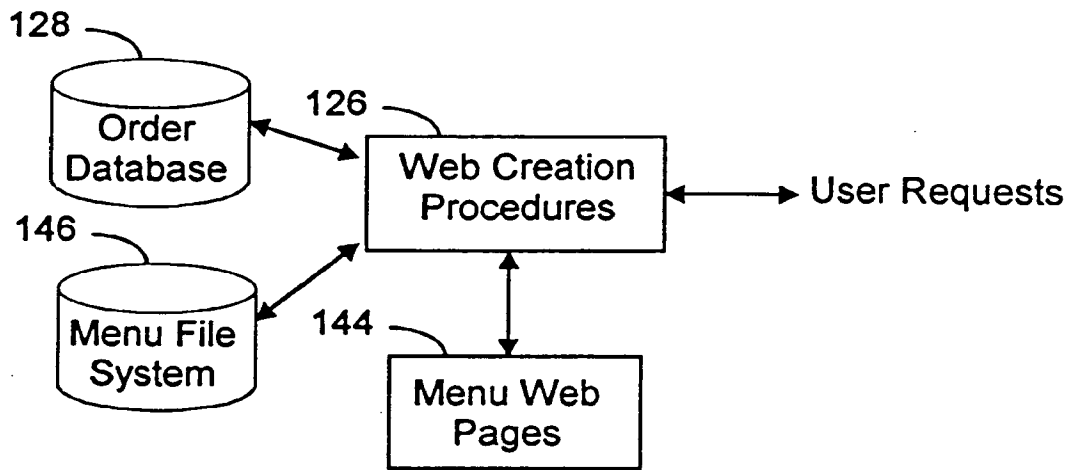
ID  
Description of Item  
Quantity  
Price

**Return Information:**

Return Code  
Delivery Time


**FIG. 6**

APPROVED	O.G. FIG.	
BY	CLASS	SUBCLASS
DRAFTSMAN		



**FIG. 7**

APPROVED	O.G. FIG.	
BY	CLASS	SUBCLASS
DRAFTSMAN		



- [Home](#)
- [Repeat Customer](#)
- [Cuisines](#)
- [Restaurants](#)


- [User Profile](#)
- [Opportunities](#)
- [Help](#)
- [About Us](#)
- [Nominate Restaurants](#)



# Pizza



## Delivery Restaurants



The following restaurants were found in your area. To see a restaurant's menu, click the Logo, Restaurant Name, or Menu Button.



1-5	6-10	11-11
Ba-Ga	Go-Pi	Ro-Ro

[Click here to see](#)  **Special Savings**



	<b>Ballard Firehouse</b> 5429 Russell Ave NW Seattle, WA Relax we'll bring it to you	
---	--	---

	<b>Cucina! Cucina!</b> 901 Fairview N Seattle, WA Where you will receive the finest food in town. Additional 3% charge on Visa, Master Card and American Express.	
---	---	---

	<b>Elliott Bay Pizza Company</b> 2115 Queen Anne Ave. N. Seattle, WA Queen Anne's newest pizzeria owned and operated by Wayne & Kelly Glass. The Gourmet Pizza is known for its distinctive marinara sauce.	
--	---	--

	<b>Enzo's</b> 605 Queen Anne Ave N Seattle, WA Relax we'll bring it to you	
---	--	---


[Menu & Ordering](#)

	<b>Gardelli's Pizza &amp; Pasta</b> 2422 1st Ave. Seattle, WA Taste the difference! Everything is home-made: Dough, pizza sauce, italian sausage, dressings and clam sauce. We use low-fat cheese and no oil in any of our sauces.	
---	--	---

1-5	6-10	11-11
Ba-Ga	Go-Pi	Ro-Ro

FIG. 8

APPROVED	O.G. FIG.	
BY	CLASS	SUBCLASS
DRAFTSMAN		



- [Home](#)
  - [Repeat Customer](#)
  - [Cuisines](#)
  - [Restaurants](#)
  - [Menu](#)
- 
- [User Profile](#)
  - [Opportunities](#)
  - [Help](#)
  - [About Us](#)
  - [Nominate Restaurants](#)

**Enzo's Delivery - Menu**  
605 Queen Anne Ave N Seattle, WA

**Categories**

**Order Summary**

- [Pizza](#)
- [Specialty Pizza](#)
- [Antipasti](#)
- [Salad](#)
- [Pesce Fresco](#)
- [For The Love Of Pasta](#)
- [Enzos Favorite Pastas](#)
- [Carne E Pollo](#)
- [Enzos Classic Pastas](#)
- [Enzos Classic Pasta Side](#)
- [Orders](#)
- [Desserts](#)
- [Beverages](#)

Nothing Yet

[Click Here!](#)

To Proceed

**Pizza** Every Enzo's Pizza Begins With Fresh, Hand Tossed Dough, Then Covered Generously With Our Rich Pizza Sauce And Real Mozzarella.

<b><u>Cheese Pizza</u></b>	Small 10" - 7.35, Medium 12" - 8.35, Large 14" - 9.35, Extra Large 16" - 10.35
<b><u>One Item Pizza</u></b>	Small 10" - 8.85, Medium 12" - 9.85, Large 14" - 11.10, Extra Large 16" - 12.10
<b><u>Two Item Pizza</u></b>	Small 10" - 10.35, Medium 12" - 11.35, Large 14" - 12.85, Extra Large 16" - 13.85
<b><u>Three Item Pizza</u></b>	Small 10" - 11.85, Medium 12" - 12.85, Large 14" - 14.60, Extra Large 16" - 15.60
<b><u>Four Item Pizza</u></b>	Small 10" - 13.35, Medium 12" - 14.35, Large 14" - 16.35, Extra Large 16" - 17.35
<b><u>Five Item Pizza</u></b>	Small 10" - 14.85, Medium 12" - 15.85, Large 14" - 18.10, Extra Large 16" - 19.10

**FIG. 9**

APPROVED	O.G. FIG.	
BY	CLASS	SUBCLASS
DRAFTSMAN		



- [Home](#)
- [Repeat Customer](#)
- [Cuisines](#)
- [Restaurants](#)
- [Menu](#)

- [User Profile](#)
- [Opportunities](#)
- [Help](#)
- [About Us](#)
- [Nominate Restaurants](#)



**Enzo's Delivery - Menu**  
605 Queen Anne Ave N Seattle, WA

## Categories

## Order Summary

- [Pizza](#)
- [Specialty Pizza](#)
- [Antipasti](#)
- [Salad](#)
- [Pesce Fresco](#)
- [For The Love Of Pasta](#)
- [Enzos Favorite Pastas](#)
- [Carne E Pollo](#)
- [Enzos Classic Pastas](#)
- [Enzos Classic Pasta Side](#)
- [Orders](#)
- [Desserts](#)
- [Beverages](#)

Nothing Yet

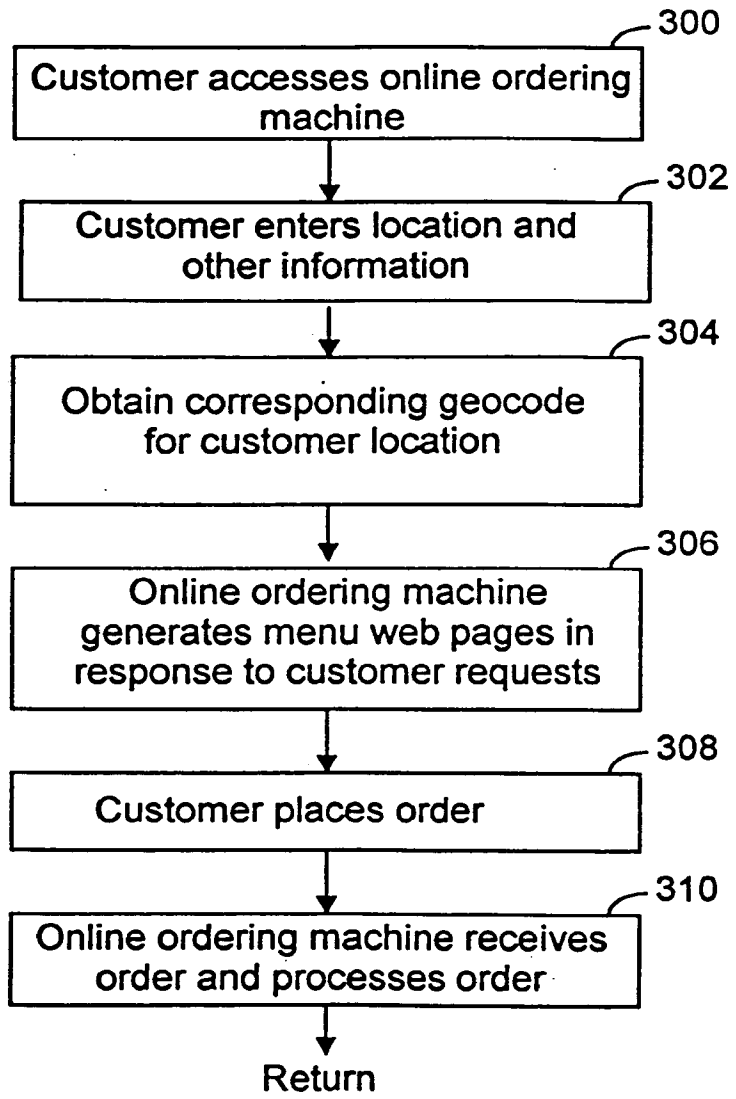
[Click Here!](#)  
To Proceed

**Pesce Fresco** All dinners served with tossed salad and bread.

<a href="#">#21 Bistecca Di Halibut Alla Griqlia</a>	Tender moist halibut steak smothered in lemon butter sauce with mushrooms or our homemade pesto sauce and pasta side.	Serving - 14.85
<a href="#">#22 Gamberoni Bianchi</a>	Prawns sauteed in garlic and lemon with mushrooms and broccoli. Includes a side of pasta.	Serving - 14.85
<a href="#">#23 Gamberoni Rossi</a>	Prawns in spicy tomato basil sauce with mushrooms. Includes a side of pasta.	Serving - 14.85
<a href="#">#24 Gamberoni Con Spinaci</a>	Prawns sauteed in lemon butter sauce and tossed with fresh spinach and tomatoes. Served over a hot bed of linguine.	Serving - 14.85
<a href="#">#25 Pesce Del Pescatore</a>	Halibut, prawns and fresh clams delicately simmered in a spicy red sauce and served over a bed of linguine.	Serving - 14.85

FIG. 10

APPROVED	O.G. FIG.	
BY	CLASS	SUBCLASS
DRAFTSMAN		



**FIG. 11**

APPROVED	O.G. FIG.	
BY	CLASS	SUBCLASS
DRAFTSMAN		

# cybermeals™

The World's Largest Take-Out and Delivery Service!

Order from your local restaurants.



## Demo cybermeals

Visit cybermeals

**Click Here!**



## Repeat Customer

Enter login name and password below.

LOGIN NAME

PASSWORD

**Click Here!**



## New Customer

Register now to begin ordering.

**Click Here!**




[Switch to Text Version](#)

© 1997 cybermeals

FIG. 12A



APPROVED	O.G. FIG.	
BY	CLASS	SUBCLASS
DRAFTSMAN		





# Repeat Customer




Welcome to cybermeals, c hart!  
 To add or change an address [click here.](#)

- [Home](#)
- [Welcome Back](#)

- [User Profile](#)
- [Opportunities](#)
- [Help](#)
- [About Us](#)
- [Nominate Restaurants](#)



[Switch to Text Version](#)  
 1997 cybermeals



work  
 850 hansen way . palo alto, ca 94304

[Use a Saved Order](#)    [Plan An Advance On](#)

FIG. 12B

APPROVED	O.G. FIG.	
BY	CLASS	SUBCLASS
DRAFTSMAN		



# Cuisines

- [Home](#)
- [Demo](#)
- [Cuisines](#)

- [Opportunities](#)
- [Help](#)
- [About Us](#)
- [Nominate Restaurants](#)

Thank you for visiting cybermeals! As if you were at:  
 The Seattle Space Needle - 219 Fourth Avenue North, Seattle, WA  
 98109

This is a DEMO - [Register Now!](#)

[Click Here](#) to see All 56 Restaurants. A restaurant may be listed in more than one cuisine.



## Cravings (31)

- [Pizza](#) (11)
- [Deli](#) (3)
- [Sandwiches](#) (18)
- [Coffee Shop](#) (3)
- [Hamburgers](#) (9)
- [Salads](#) (19)
- [Breakfast](#) (5)
- [Seafood](#) (10)
- [Wraps](#)
- [Chicken](#) (8)



## Asian (17)

- [Chinese](#) (8)
- [Thai](#) (3)
- [Japanese](#) (4)
- [Indian](#) (2)
- [Korean](#) (2)



## European (13)

- [Italian](#) (11)
- [French](#)
- [Mediterranean](#)
- [Greek](#)
- [Bistro](#) (2)
- [German](#)
- [English](#)



## American (16)

- [Mexican](#) (4)
- [Fast Food](#) (1)
- [Health](#)
- [American](#) (7)
- [Bar-B-Que](#) (4)
- [Soul Food](#) (2)
- [Southwestern](#)
- [Tex-Mex](#) (1)



## Exotic (1)

- [Caribbean](#)
- [South American](#)
- [Persian](#)
- [North African](#)
- [Lebanese](#) (1)

FIG. 12C

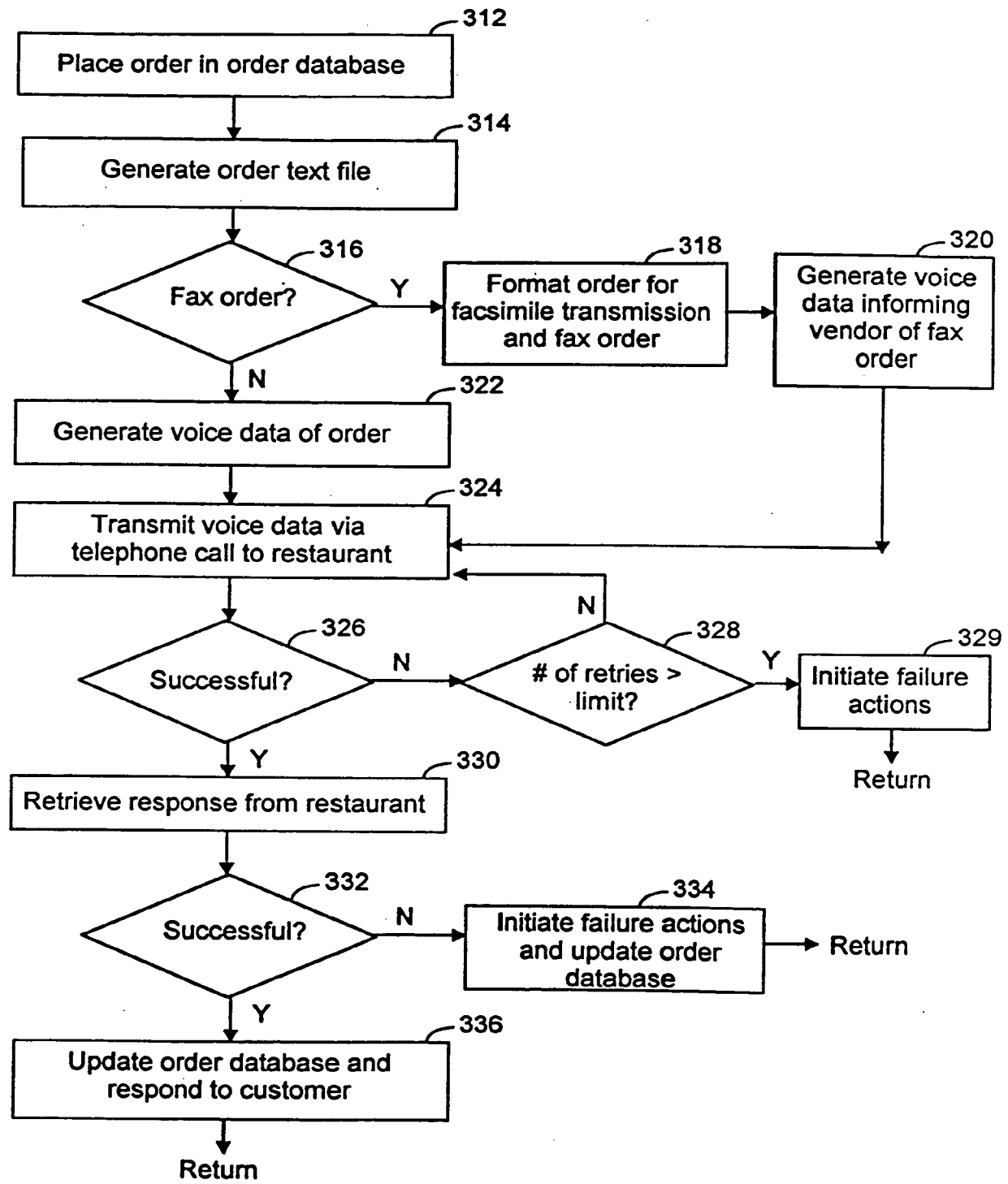


FIG. 13

DECLARATION FOR PATENT APPLICATION

As a below-named inventor, I hereby declare that:

COPY

My residence, post office address and citizenship are as stated below next to my name,

I believe I am the original, first and sole inventor (if only one name is listed below) or an original, first and joint inventor (if plural names are listed below) of the subject matter which is claimed and for which a patent is sought on the invention entitled AN INTERNET ONLINE ORDER METHOD AND APPARATUS the specification of which

(check one)  is attached hereto.  was filed on \_\_\_\_\_ as Application Serial No. \_\_\_\_\_ and was amended on \_\_\_\_\_ (if applicable)

I hereby state that I have reviewed and understand the contents of the above-identified specification, including the claims, as amended by any amendment referred to above.

I acknowledge the duty to disclose to the Patent Office all information known to me to be material to patentability as defined in 37 C.F.R. 1.56.

I hereby claim foreign priority benefits under Title 35, United States Code, §119 of any foreign application(s) for patent or inventor's certificate listed below and have also identified below any foreign application for patent or inventor's certificate having a filing date before that of the application on which priority is claimed:

Table with 5 columns: Prior Foreign Application(s) (Number, Country, Day/Month/Year Filed), Priority Claimed (Yes, No). Three rows of data.

I hereby claim the benefit under Title 35, United States Code, §120 of any United States application(s) listed below and, insofar as the subject matter of each of the claims of this application is not disclosed in the prior United States application in the manner provided by the first paragraph of Title 35, United States Code, §112, I acknowledge the duty to disclose to the Patent Office all information known to me to be material to patentability as defined in 37 C.F.R. 1.56 which occurred between the filing date of the prior application and the national or PCT international filing date of this application:

(Application Serial No.) (Filing Date) (Status) (patented, pending, abandoned)

Direct all telephone calls to Steven P. Casazza at (415) 494-8700. Address all correspondence to:

FLEHR HOMBACH TEST ALBRITTON & HERBERT LLP Suite 3400, Four Embarcadero Center San Francisco, California 94111-4187

File No. A-43795/REG

00958230

I hereby declare that all statements made herein of my own knowledge are true and that all statements made on information and belief are believed to be true; and further that these statements were made with the knowledge that willful false statements and the like so made are punishable by fine or imprisonment, or both, under Title 18, United States Code, §1001 and that such willful false statements may jeopardize the validity of the application or any patent issued thereon.

Full name of first or sole inventor

Bryan Cupps

Inventor's signature:

*[Handwritten signature of Bryan Cupps]*

Date:

11/21/97

Residence:

Bothell, Washington

Citizenship:

UNITED STATES

Post Office Address:

16208 101st Place NE

Bothell, Washington 98119

Full name of second joint inventor

Tim Glass

Inventor's signature:

*[Handwritten signature of Tim Glass]*

Date:

11/21/97

Residence:

Antes, California

Citizenship:

UNITED STATES

Post Office Address:

115 Vista Grande Drive

Antes, California 95005

66666 " 44444444



UNITED STATES PATENT AND TRADEMARK OFFICE

UNITED STATES DEPARTMENT OF COMMERCE
United States Patent and Trademark Office
Address: COMMISSIONER FOR PATENTS
P.O. Box 1450
Alexandria, Virginia 22313-1450
www.uspto.gov

Table with 4 columns: APPLICATION NUMBER (13/592,199), FILING OR 371(C) DATE (08/22/2012), FIRST NAMED APPLICANT (Bryan Cupps), ATTY. DOCKET NO./TITLE (67135.8001.US01)

CONFIRMATION NO. 5415

FORMALITIES LETTER



34055
PERKINS COIE LLP
POST OFFICE BOX 1208
SEATTLE, WA 98111-1208

Date Mailed: 09/06/2012

NOTICE TO FILE CORRECTED APPLICATION PAPERS

Filing Date Granted

An application number and filing date have been accorded to this application. The application is informal since it does not comply with the regulations for the reason(s) indicated below. Applicant is given TWO MONTHS from the date of this Notice within which to correct the informalities indicated below. Extensions of time may be obtained by filing a petition accompanied by the extension fee under the provisions of 37 CFR 1.136(a).

The required item(s) identified below must be timely submitted to avoid abandonment:

- A replacement abstract not exceeding 150 words in length and commencing on a separate sheet in compliance with 37 CFR 1.72(b) and 37 CFR 1.121 is required.

Applicant is cautioned that correction of the above items may cause the specification and drawings page count to exceed 100 pages. If the specification and drawings exceed 100 pages, applicant will need to submit the required application size fee.

Replies should be mailed to:

Mail Stop Missing Parts
Commissioner for Patents
P.O. Box 1450
Alexandria VA 22313-1450

Registered users of EFS-Web may alternatively submit their reply to this notice via EFS-Web.
https://portal.uspto.gov/authenticate/AuthenticateUserLocalEPF.html

For more information about EFS-Web please call the USPTO Electronic Business Center at 1-866-217-9197 or visit our website at http://www.uspto.gov/ebc.

If you are not using EFS-Web to submit your reply, you must include a copy of this notice.

/yhailu/



UNITED STATES PATENT AND TRADEMARK OFFICE

UNITED STATES DEPARTMENT OF COMMERCE
United States Patent and Trademark Office
Address: COMMISSIONER FOR PATENTS
P.O. Box 1450
Alexandria, Virginia 22313-1450
www.uspto.gov

Table with 7 columns: APPLICATION NUMBER, FILING or 371(c) DATE, GRP ART UNIT, FIL FEE REC'D, ATTY.DOCKET.NO, TOT CLAIMS, IND CLAIMS. Row 1: 13/592,199, 08/22/2012, 2876, 935, 67135.8001.US01, 21, 6

CONFIRMATION NO. 5415

34055
PERKINS COIE LLP
POST OFFICE BOX 1208
SEATTLE, WA 98111-1208

FILING RECEIPT



Date Mailed: 09/06/2012

Receipt is acknowledged of this non-provisional patent application. The application will be taken up for examination in due course. Applicant will be notified as to the results of the examination. Any correspondence concerning the application must include the following identification information: the U.S. APPLICATION NUMBER, FILING DATE, NAME OF APPLICANT, and TITLE OF INVENTION. Fees transmitted by check or draft are subject to collection. Please verify the accuracy of the data presented on this receipt. If an error is noted on this Filing Receipt, please submit a written request for a Filing Receipt Correction. Please provide a copy of this Filing Receipt with the changes noted thereon. If you received a "Notice to File Missing Parts" for this application, please submit any corrections to this Filing Receipt with your reply to the Notice. When the USPTO processes the reply to the Notice, the USPTO will generate another Filing Receipt incorporating the requested corrections

Applicant(s)

Bryan Cupps, Bothell, WA;
Tim Glass, Aptos, CA;

Assignment For Published Patent Application

IPDEV CO., Chicago, IL

Power of Attorney: None

Domestic Priority data as claimed by applicant

This application is a CON of 09/282,645 03/31/1999
which is a CON of 08/976,793 11/24/1997 PAT 5991739

Foreign Applications (You may be eligible to benefit from the Patent Prosecution Highway program at the USPTO. Please see http://www.uspto.gov for more information.)

If Required, Foreign Filing License Granted: 08/31/2012

The country code and number of your priority application, to be used for filing abroad under the Paris Convention, is US 13/592,199

Projected Publication Date: Request for Non-Publication Acknowledged

Non-Publication Request: Yes

Early Publication Request: No

\*\* SMALL ENTITY \*\*

**Title**

INTERNET ONLINE ORDER METHOD AND APPARATUS

**Preliminary Class**

235

**PROTECTING YOUR INVENTION OUTSIDE THE UNITED STATES**

Since the rights granted by a U.S. patent extend only throughout the territory of the United States and have no effect in a foreign country, an inventor who wishes patent protection in another country must apply for a patent in a specific country or in regional patent offices. Applicants may wish to consider the filing of an international application under the Patent Cooperation Treaty (PCT). An international (PCT) application generally has the same effect as a regular national patent application in each PCT-member country. The PCT process **simplifies** the filing of patent applications on the same invention in member countries, but **does not result** in a grant of "an international patent" and does not eliminate the need of applicants to file additional documents and fees in countries where patent protection is desired.

Almost every country has its own patent law, and a person desiring a patent in a particular country must make an application for patent in that country in accordance with its particular laws. Since the laws of many countries differ in various respects from the patent law of the United States, applicants are advised to seek guidance from specific foreign countries to ensure that patent rights are not lost prematurely.

Applicants also are advised that in the case of inventions made in the United States, the Director of the USPTO must issue a license before applicants can apply for a patent in a foreign country. The filing of a U.S. patent application serves as a request for a foreign filing license. The application's filing receipt contains further information and guidance as to the status of applicant's license for foreign filing.

Applicants may wish to consult the USPTO booklet, "General Information Concerning Patents" (specifically, the section entitled "Treaties and Foreign Patents") for more information on timeframes and deadlines for filing foreign patent applications. The guide is available either by contacting the USPTO Contact Center at 800-786-9199, or it can be viewed on the USPTO website at <http://www.uspto.gov/web/offices/pac/doc/general/index.html>.

For information on preventing theft of your intellectual property (patents, trademarks and copyrights), you may wish to consult the U.S. Government website, <http://www.stopfakes.gov>. Part of a Department of Commerce initiative, this website includes self-help "toolkits" giving innovators guidance on how to protect intellectual property in specific countries such as China, Korea and Mexico. For questions regarding patent enforcement issues, applicants may call the U.S. Government hotline at 1-866-999-HALT (1-866-999-4158).

**LICENSE FOR FOREIGN FILING UNDER**

**Title 35, United States Code, Section 184**

**Title 37, Code of Federal Regulations, 5.11 & 5.15**

**GRANTED**

The applicant has been granted a license under 35 U.S.C. 184, if the phrase "IF REQUIRED, FOREIGN FILING LICENSE GRANTED" followed by a date appears on this form. Such licenses are issued in all applications where the conditions for issuance of a license have been met, regardless of whether or not a license may be required as



set forth in 37 CFR 5.15. The scope and limitations of this license are set forth in 37 CFR 5.15(a) unless an earlier license has been issued under 37 CFR 5.15(b). The license is subject to revocation upon written notification. The date indicated is the effective date of the license, unless an earlier license of similar scope has been granted under 37 CFR 5.13 or 5.14.

This license is to be retained by the licensee and may be used at any time on or after the effective date thereof unless it is revoked. This license is automatically transferred to any related applications(s) filed under 37 CFR 1.53(d). This license is not retroactive.

The grant of a license does not in any way lessen the responsibility of a licensee for the security of the subject matter as imposed by any Government contract or the provisions of existing laws relating to espionage and the national security or the export of technical data. Licensees should apprise themselves of current regulations especially with respect to certain countries, of other agencies, particularly the Office of Defense Trade Controls, Department of State (with respect to Arms, Munitions and Implements of War (22 CFR 121-128)); the Bureau of Industry and Security, Department of Commerce (15 CFR parts 730-774); the Office of Foreign Assets Control, Department of Treasury (31 CFR Parts 500+) and the Department of Energy.

#### **NOT GRANTED**

No license under 35 U.S.C. 184 has been granted at this time, if the phrase "IF REQUIRED, FOREIGN FILING LICENSE GRANTED" DOES NOT appear on this form. Applicant may still petition for a license under 37 CFR 5.12, if a license is desired before the expiration of 6 months from the filing date of the application. If 6 months has lapsed from the filing date of this application and the licensee has not received any indication of a secrecy order under 35 U.S.C. 181, the licensee may foreign file the application pursuant to 37 CFR 5.15(b).

---

### ***SelectUSA***

The United States represents the largest, most dynamic marketplace in the world and is an unparalleled location for business investment, innovation and commercialization of new technologies. The USA offers tremendous resources and advantages for those who invest and manufacture goods here. Through SelectUSA, our nation works to encourage, facilitate, and accelerate business investment. To learn more about why the USA is the best country in the world to develop technology, manufacture products, and grow your business, visit [SelectUSA.gov](http://SelectUSA.gov).

**PATENT APPLICATION FEE DETERMINATION RECORD**

Substitute for Form PTO-875

Application or Docket Number  
13/592,199

**APPLICATION AS FILED - PART I**

(Column 1) (Column 2)

FOR	NUMBER FILED	NUMBER EXTRA
BASIC FEE (37 CFR 1.16(a), (b), or (c))	N/A	N/A
SEARCH FEE (37 CFR 1.16(k), (l), or (m))	N/A	N/A
EXAMINATION FEE (37 CFR 1.16(o), (p), or (q))	N/A	N/A
TOTAL CLAIMS (37 CFR 1.16(j))	21 minus 20 = *	1
INDEPENDENT CLAIMS (37 CFR 1.16(h))	6 minus 3 = *	3
APPLICATION SIZE FEE (37 CFR 1.16(s))	If the specification and drawings exceed 100 sheets of paper, the application size fee due is \$310 (\$155 for small entity) for each additional 50 sheets or fraction thereof. See 35 U.S.C. 41(a)(1)(G) and 37 CFR 1.16(s).	
MULTIPLE DEPENDENT CLAIM PRESENT (37 CFR 1.16(j))		

\* If the difference in column 1 is less than zero, enter "0" in column 2.

**SMALL ENTITY**

RATE(\$)	FEE(\$)
N/A	95
N/A	310
N/A	125
x 30 =	30
x 125 =	375
	0.00
	0.00
<b>TOTAL</b>	<b>935</b>

**OR OTHER THAN SMALL ENTITY**

RATE(\$)	FEE(\$)
N/A	
N/A	
N/A	
<b>TOTAL</b>	

**APPLICATION AS AMENDED - PART II**

(Column 1) (Column 2) (Column 3)

AMENDMENT A		CLAIMS REMAINING AFTER AMENDMENT		HIGHEST NUMBER PREVIOUSLY PAID FOR	PRESENT EXTRA
	Total (37 CFR 1.16(i))	*	Minus	**	=
	Independent (37 CFR 1.16(h))	*	Minus	***	=
	Application Size Fee (37 CFR 1.16(s))				
FIRST PRESENTATION OF MULTIPLE DEPENDENT CLAIM (37 CFR 1.16(j))					

**SMALL ENTITY**

RATE(\$)	ADDITIONAL FEE(\$)
x =	
x =	
<b>TOTAL ADD'L FEE</b>	

**OR OTHER THAN SMALL ENTITY**

RATE(\$)	ADDITIONAL FEE(\$)
x =	
x =	
<b>TOTAL ADD'L FEE</b>	

(Column 1) (Column 2) (Column 3)

AMENDMENT B		CLAIMS REMAINING AFTER AMENDMENT		HIGHEST NUMBER PREVIOUSLY PAID FOR	PRESENT EXTRA
	Total (37 CFR 1.16(i))	*	Minus	**	=
	Independent (37 CFR 1.16(h))	*	Minus	***	=
	Application Size Fee (37 CFR 1.16(s))				
FIRST PRESENTATION OF MULTIPLE DEPENDENT CLAIM (37 CFR 1.16(j))					

RATE(\$)	ADDITIONAL FEE(\$)
x =	
x =	
<b>TOTAL ADD'L FEE</b>	

**OR OTHER THAN SMALL ENTITY**

RATE(\$)	ADDITIONAL FEE(\$)
x =	
x =	
<b>TOTAL ADD'L FEE</b>	

\* If the entry in column 1 is less than the entry in column 2, write "0" in column 3.

\*\* If the "Highest Number Previously Paid For" IN THIS SPACE is less than 20, enter "20".

\*\*\* If the "Highest Number Previously Paid For" IN THIS SPACE is less than 3, enter "3".

The "Highest Number Previously Paid For" (Total or Independent) is the highest found in the appropriate box in column 1.

**IN THE UNITED STATES PATENT AND TRADEMARK OFFICE**

IN RE APPLICATION OF: BRYAN T. CUPPS  
APPLICATION No.: 13/592,199  
FILED: AUGUST 22, 2012  
FOR: AN INTERNET ONLINE ORDER  
METHOD AND APPARATUS

EXAMINER: ARTHUR D. DURAN  
ART UNIT: 3682  
CONF. No:

**RESPONSE TO NOTICE TO FILE CORRECTED APPLICATION PAPERS**

Mail Stop New Application  
Honorable Commissioner for Patents  
P.O. Box 1450  
Alexandria, VA 22313-1450

Sir:

In response to the Notice to File Corrected Application Papers mailed September 6, 2012, enclosed herewith is a replacement abstract in compliance with 37 CFR 1.72(b) and 37 CFR 1.121.

Dated: October 4, 2012

**Correspondence Address:**

Customer No. 34055  
Perkins Coie LLP  
Patent - LA  
P.O. Box 1208  
Seattle, WA 98111-1208  
Phone: (310) 788-3348  
Fax: (206) 332-7198

Respectfully submitted,

Perkins Coie LLP

By:           / Joseph P. HAMILTON /            
Joseph P. Hamilton  
Reg. No, 51,770

## ABSTRACT

A system and method for providing an online ordering machine that manages the

distribution of home-delivered products over a distributed computer system, is herein disclosed.

The distributed computer system includes a group of customers connected to client computers

and at least one server computer system that executes the online ordering machine. The online

ordering machine provides the customers with product information from various vendors whose

delivery range is within the customer's location or with product information from vendors having

take-out service within a specified range from the customer's location. The vendor's and

customer's location is associated with a geocode representing the latitude and longitude

coordinates of the location. The search for the vendors servicing the customer's location is done

using the geocodes. The online ordering machine accepts orders from the customer for a

particular product from a selected vendor. The order is converted into voice instructions which

are transmitted to the vendor through a telephone call. The vendor receives the telephonic order

and responds to voice prompted instructions used to confirm the order.

## ABSTRACT

A system and method for providing an online ordering machine that manages the distribution of products over a distributed computer system is herein disclosed.

## Electronic Acknowledgement Receipt

<b>EFS ID:</b>	13912933
<b>Application Number:</b>	13592199
<b>International Application Number:</b>	
<b>Confirmation Number:</b>	5415
<b>Title of Invention:</b>	INTERNET ONLINE ORDER METHOD AND APPARATUS
<b>First Named Inventor/Applicant Name:</b>	Bryan Cupps
<b>Customer Number:</b>	34055
<b>Filer:</b>	Joseph P. Hamilton/Amy Candeloro
<b>Filer Authorized By:</b>	Joseph P. Hamilton
<b>Attorney Docket Number:</b>	67135.8001.US01
<b>Receipt Date:</b>	04-OCT-2012
<b>Filing Date:</b>	22-AUG-2012
<b>Time Stamp:</b>	17:53:15
<b>Application Type:</b>	Utility under 35 USC 111(a)

### Payment information:

Submitted with Payment	no
------------------------	----

### File Listing:

Document Number	Document Description	File Name	File Size(Bytes)/ Message Digest	Multi Part /.zip	Pages (if appl.)
1	Applicant Response to Pre-Exam Formalities Notice	2012-10-04_Letter_671358001 US1.pdf	15262 <small>781353353d628dcf1cc49b17aeeb046703090b27</small>	no	1

### Warnings:

### Information:

2	Abstract	2012-10-04_Abstract_6713580 01US1.pdf	11807  173bf59135ed29d5167727bbe9520f6ffb33 54f7	no	2
---	----------	--	---	----	---

**Warnings:**

**Information:**

<b>Total Files Size (in bytes):</b>	27069
-------------------------------------	-------

**This Acknowledgement Receipt evidences receipt on the noted date by the USPTO of the indicated documents, characterized by the applicant, and including page counts, where applicable. It serves as evidence of receipt similar to a Post Card, as described in MPEP 503.**

**New Applications Under 35 U.S.C. 111**

**If a new application is being filed and the application includes the necessary components for a filing date (see 37 CFR 1.53(b)-(d) and MPEP 506), a Filing Receipt (37 CFR 1.54) will be issued in due course and the date shown on this Acknowledgement Receipt will establish the filing date of the application.**

**National Stage of an International Application under 35 U.S.C. 371**

**If a timely submission to enter the national stage of an international application is compliant with the conditions of 35 U.S.C. 371 and other applicable requirements a Form PCT/DO/EO/903 indicating acceptance of the application as a national stage submission under 35 U.S.C. 371 will be issued in addition to the Filing Receipt, in due course.**

**New International Application Filed with the USPTO as a Receiving Office**

**If a new international application is being filed and the international application includes the necessary components for an international filing date (see PCT Article 11 and MPEP 1810), a Notification of the International Application Number and of the International Filing Date (Form PCT/RO/105) will be issued in due course, subject to prescriptions concerning national security, and the date shown on this Acknowledgement Receipt will establish the international filing date of the application.**

**PATENT APPLICATION FEE DETERMINATION RECORD**

Substitute for Form PTO-875

Application or Docket Number  
13/592,199

**APPLICATION AS FILED - PART I**

(Column 1) (Column 2)

FOR	NUMBER FILED	NUMBER EXTRA
BASIC FEE (37 CFR 1.16(a), (b), or (c))	N/A	N/A
SEARCH FEE (37 CFR 1.16(k), (l), or (m))	N/A	N/A
EXAMINATION FEE (37 CFR 1.16(o), (p), or (q))	N/A	N/A
TOTAL CLAIMS (37 CFR 1.16(j))	21 minus 20 = *	1
INDEPENDENT CLAIMS (37 CFR 1.16(h))	6 minus 3 = *	3
APPLICATION SIZE FEE (37 CFR 1.16(s))	If the specification and drawings exceed 100 sheets of paper, the application size fee due is \$310 (\$155 for small entity) for each additional 50 sheets or fraction thereof. See 35 U.S.C. 41(a)(1)(G) and 37 CFR 1.16(s).	
MULTIPLE DEPENDENT CLAIM PRESENT (37 CFR 1.16(j))		

\* If the difference in column 1 is less than zero, enter "0" in column 2.

**SMALL ENTITY**

RATE(\$)	FEE(\$)
N/A	98
N/A	310
N/A	125
x 31 =	31
x 125 =	375
	0.00
	0.00
<b>TOTAL</b>	<b>939</b>

**OR OTHER THAN SMALL ENTITY**

RATE(\$)	FEE(\$)
N/A	
N/A	
N/A	
<b>TOTAL</b>	

**APPLICATION AS AMENDED - PART II**

(Column 1) (Column 2) (Column 3)

AMENDMENT A		CLAIMS REMAINING AFTER AMENDMENT		HIGHEST NUMBER PREVIOUSLY PAID FOR	PRESENT EXTRA
	Total (37 CFR 1.16(i))	*	Minus	**	=
	Independent (37 CFR 1.16(h))	*	Minus	***	=
	Application Size Fee (37 CFR 1.16(s))				
FIRST PRESENTATION OF MULTIPLE DEPENDENT CLAIM (37 CFR 1.16(j))					

**SMALL ENTITY**

RATE(\$)	ADDITIONAL FEE(\$)
x =	
x =	
<b>TOTAL ADD'L FEE</b>	

**OR OTHER THAN SMALL ENTITY**

RATE(\$)	ADDITIONAL FEE(\$)
x =	
x =	
<b>TOTAL ADD'L FEE</b>	

(Column 1) (Column 2) (Column 3)

AMENDMENT B		CLAIMS REMAINING AFTER AMENDMENT		HIGHEST NUMBER PREVIOUSLY PAID FOR	PRESENT EXTRA
	Total (37 CFR 1.16(i))	*	Minus	**	=
	Independent (37 CFR 1.16(h))	*	Minus	***	=
	Application Size Fee (37 CFR 1.16(s))				
FIRST PRESENTATION OF MULTIPLE DEPENDENT CLAIM (37 CFR 1.16(j))					

**SMALL ENTITY**

RATE(\$)	ADDITIONAL FEE(\$)
x =	
x =	
<b>TOTAL ADD'L FEE</b>	

**OR OTHER THAN SMALL ENTITY**

RATE(\$)	ADDITIONAL FEE(\$)
x =	
x =	
<b>TOTAL ADD'L FEE</b>	

\* If the entry in column 1 is less than the entry in column 2, write "0" in column 3.  
 \*\* If the "Highest Number Previously Paid For" IN THIS SPACE is less than 20, enter "20".  
 \*\*\* If the "Highest Number Previously Paid For" IN THIS SPACE is less than 3, enter "3".  
 The "Highest Number Previously Paid For" (Total or Independent) is the highest found in the appropriate box in column 1.





UNITED STATES PATENT AND TRADEMARK OFFICE

UNITED STATES DEPARTMENT OF COMMERCE
United States Patent and Trademark Office
Address: COMMISSIONER FOR PATENTS
P.O. Box 1450
Alexandria, Virginia 22313-1450
www.uspto.gov

Table with 7 columns: APPLICATION NUMBER, FILING or 371(c) DATE, GRP ART UNIT, FIL FEE REC'D, ATTY. DOCKET NO, TOT CLAIMS, IND CLAIMS. Row 1: 13/592,199, 08/22/2012, 2876, 935, 67135.8001.US01, 21, 6

CONFIRMATION NO. 5415

UPDATED FILING RECEIPT

34055
PERKINS COIE LLP
POST OFFICE BOX 1208
SEATTLE, WA 98111-1208



Date Mailed: 10/16/2012

Receipt is acknowledged of this non-provisional patent application. The application will be taken up for examination in due course. Applicant will be notified as to the results of the examination. Any correspondence concerning the application must include the following identification information: the U.S. APPLICATION NUMBER, FILING DATE, NAME OF APPLICANT, and TITLE OF INVENTION. Fees transmitted by check or draft are subject to collection. Please verify the accuracy of the data presented on this receipt. If an error is noted on this Filing Receipt, please submit a written request for a Filing Receipt Correction. Please provide a copy of this Filing Receipt with the changes noted thereon. If you received a "Notice to File Missing Parts" for this application, please submit any corrections to this Filing Receipt with your reply to the Notice. When the USPTO processes the reply to the Notice, the USPTO will generate another Filing Receipt incorporating the requested corrections

Inventor(s)

Bryan Cupps, Bothell, WA;
Tim Glass, Aptos, CA;

Applicant(s)

Bryan Cupps, Bothell, WA;
Tim Glass, Aptos, CA;

Assignment For Published Patent Application

IPDEV CO., Chicago, IL

Power of Attorney: None

Domestic Priority data as claimed by applicant

This application is a CON of 09/282,645 03/31/1999
which is a CON of 08/976,793 11/24/1997 PAT 5991739

Foreign Applications (You may be eligible to benefit from the Patent Prosecution Highway program at the USPTO. Please see http://www.uspto.gov for more information.)

If Required, Foreign Filing License Granted: 08/31/2012

The country code and number of your priority application, to be used for filing abroad under the Paris Convention, is US 13/592,199

Projected Publication Date: Request for Non-Publication Acknowledged

Non-Publication Request: Yes

Early Publication Request: No

\*\* SMALL ENTITY \*\*

**Title**

INTERNET ONLINE ORDER METHOD AND APPARATUS

**Preliminary Class**

235

**PROTECTING YOUR INVENTION OUTSIDE THE UNITED STATES**

Since the rights granted by a U.S. patent extend only throughout the territory of the United States and have no effect in a foreign country, an inventor who wishes patent protection in another country must apply for a patent in a specific country or in regional patent offices. Applicants may wish to consider the filing of an international application under the Patent Cooperation Treaty (PCT). An international (PCT) application generally has the same effect as a regular national patent application in each PCT-member country. The PCT process **simplifies** the filing of patent applications on the same invention in member countries, but **does not result** in a grant of "an international patent" and does not eliminate the need of applicants to file additional documents and fees in countries where patent protection is desired.

Almost every country has its own patent law, and a person desiring a patent in a particular country must make an application for patent in that country in accordance with its particular laws. Since the laws of many countries differ in various respects from the patent law of the United States, applicants are advised to seek guidance from specific foreign countries to ensure that patent rights are not lost prematurely.

Applicants also are advised that in the case of inventions made in the United States, the Director of the USPTO must issue a license before applicants can apply for a patent in a foreign country. The filing of a U.S. patent application serves as a request for a foreign filing license. The application's filing receipt contains further information and guidance as to the status of applicant's license for foreign filing.

Applicants may wish to consult the USPTO booklet, "General Information Concerning Patents" (specifically, the section entitled "Treaties and Foreign Patents") for more information on timeframes and deadlines for filing foreign patent applications. The guide is available either by contacting the USPTO Contact Center at 800-786-9199, or it can be viewed on the USPTO website at <http://www.uspto.gov/web/offices/pac/doc/general/index.html>.

For information on preventing theft of your intellectual property (patents, trademarks and copyrights), you may wish to consult the U.S. Government website, <http://www.stopfakes.gov>. Part of a Department of Commerce initiative, this website includes self-help "toolkits" giving innovators guidance on how to protect intellectual property in specific countries such as China, Korea and Mexico. For questions regarding patent enforcement issues, applicants may call the U.S. Government hotline at 1-866-999-HALT (1-866-999-4158).

**LICENSE FOR FOREIGN FILING UNDER**

**Title 35, United States Code, Section 184**

**Title 37, Code of Federal Regulations, 5.11 & 5.15**

**GRANTED**

The applicant has been granted a license under 35 U.S.C. 184, if the phrase "IF REQUIRED, FOREIGN FILING LICENSE GRANTED" followed by a date appears on this form. Such licenses are issued in all applications where the conditions for issuance of a license have been met, regardless of whether or not a license may be required as

set forth in 37 CFR 5.15. The scope and limitations of this license are set forth in 37 CFR 5.15(a) unless an earlier license has been issued under 37 CFR 5.15(b). The license is subject to revocation upon written notification. The date indicated is the effective date of the license, unless an earlier license of similar scope has been granted under 37 CFR 5.13 or 5.14.

This license is to be retained by the licensee and may be used at any time on or after the effective date thereof unless it is revoked. This license is automatically transferred to any related applications(s) filed under 37 CFR 1.53(d). This license is not retroactive.

The grant of a license does not in any way lessen the responsibility of a licensee for the security of the subject matter as imposed by any Government contract or the provisions of existing laws relating to espionage and the national security or the export of technical data. Licensees should apprise themselves of current regulations especially with respect to certain countries, of other agencies, particularly the Office of Defense Trade Controls, Department of State (with respect to Arms, Munitions and Implements of War (22 CFR 121-128)); the Bureau of Industry and Security, Department of Commerce (15 CFR parts 730-774); the Office of Foreign Assets Control, Department of Treasury (31 CFR Parts 500+) and the Department of Energy.

#### **NOT GRANTED**

No license under 35 U.S.C. 184 has been granted at this time, if the phrase "IF REQUIRED, FOREIGN FILING LICENSE GRANTED" DOES NOT appear on this form. Applicant may still petition for a license under 37 CFR 5.12, if a license is desired before the expiration of 6 months from the filing date of the application. If 6 months has lapsed from the filing date of this application and the licensee has not received any indication of a secrecy order under 35 U.S.C. 181, the licensee may foreign file the application pursuant to 37 CFR 5.15(b).

---

### ***SelectUSA***

The United States represents the largest, most dynamic marketplace in the world and is an unparalleled location for business investment, innovation and commercialization of new technologies. The USA offers tremendous resources and advantages for those who invest and manufacture goods here. Through SelectUSA, our nation works to encourage, facilitate, and accelerate business investment. To learn more about why the USA is the best country in the world to develop technology, manufacture products, and grow your business, visit [SelectUSA.gov](http://SelectUSA.gov).

**IN THE UNITED STATES PATENT AND TRADEMARK OFFICE**

IN RE APPLICATION OF: BRYAN T. CUPPS  
APPLICATION No.: 13/592,199  
FILED: AUGUST 22, 2012  
FOR: AN INTERNET ONLINE ORDER  
METHOD AND APPARATUS

EXAMINER: ARTHUR D. DURAN  
ART UNIT: 3682  
CONF. No: 5415

**STATUS INQUIRY**

Honorable Commissioner for Patents  
P.O. Box 1450  
Alexandria, VA 22313-1450

Sir:

Written notification of the status of the identified application is respectfully requested. The application was filed on August 22, 2012 as a continuation of Application No. 09/282,645, and the last correspondence in our file is the updated Filing Receipt mailed October 16, 2012.

Dated: February 14, 2013

Respectfully submitted,

**Correspondence Address:**

Customer No. 34055  
Perkins Coie LLP  
Patent - LA  
P.O. Box 1208  
Seattle, WA 98111-1208  
Phone: (310) 788-3348  
Fax: (206) 332-7198

Perkins Coie LLP

By: / Joseph P. HAMILTON /

Joseph P. Hamilton  
Reg. No, 51,770

## Electronic Acknowledgement Receipt

<b>EFS ID:</b>	14966249
<b>Application Number:</b>	13592199
<b>International Application Number:</b>	
<b>Confirmation Number:</b>	5415
<b>Title of Invention:</b>	INTERNET ONLINE ORDER METHOD AND APPARATUS
<b>First Named Inventor/Applicant Name:</b>	Bryan Cupps
<b>Customer Number:</b>	34055
<b>Filer:</b>	Joseph P. Hamilton/Amy Candeloro
<b>Filer Authorized By:</b>	Joseph P. Hamilton
<b>Attorney Docket Number:</b>	67135.8001.US01
<b>Receipt Date:</b>	14-FEB-2013
<b>Filing Date:</b>	22-AUG-2012
<b>Time Stamp:</b>	19:56:41
<b>Application Type:</b>	Utility under 35 USC 111(a)

### Payment information:

Submitted with Payment	no
------------------------	----

### File Listing:

Document Number	Document Description	File Name	File Size(Bytes)/ Message Digest	Multi Part /.zip	Pages (if appl.)
1	Request for status of Application	2013-02-14_Status_671358001 US1.pdf	63801 <small>9589ce5c862cde97952f79fd28e4b30f4e76d726</small>	no	1

### Warnings:

### Information:

**This Acknowledgement Receipt evidences receipt on the noted date by the USPTO of the indicated documents, characterized by the applicant, and including page counts, where applicable. It serves as evidence of receipt similar to a Post Card, as described in MPEP 503.**

**New Applications Under 35 U.S.C. 111**

**If a new application is being filed and the application includes the necessary components for a filing date (see 37 CFR 1.53(b)-(d) and MPEP 506), a Filing Receipt (37 CFR 1.54) will be issued in due course and the date shown on this Acknowledgement Receipt will establish the filing date of the application.**

**National Stage of an International Application under 35 U.S.C. 371**

**If a timely submission to enter the national stage of an international application is compliant with the conditions of 35 U.S.C. 371 and other applicable requirements a Form PCT/DO/EO/903 indicating acceptance of the application as a national stage submission under 35 U.S.C. 371 will be issued in addition to the Filing Receipt, in due course.**

**New International Application Filed with the USPTO as a Receiving Office**

**If a new international application is being filed and the international application includes the necessary components for an international filing date (see PCT Article 11 and MPEP 1810), a Notification of the International Application Number and of the International Filing Date (Form PCT/RO/105) will be issued in due course, subject to prescriptions concerning national security, and the date shown on this Acknowledgement Receipt will establish the international filing date of the application.**



UNITED STATES PATENT AND TRADEMARK OFFICE

UNITED STATES DEPARTMENT OF COMMERCE
United States Patent and Trademark Office
Address: COMMISSIONER FOR PATENTS
P.O. Box 1450
Alexandria, Virginia 22313-1450
www.uspto.gov

Table with 5 columns: APPLICATION NO., FILING DATE, FIRST NAMED INVENTOR, ATTORNEY DOCKET NO., CONFIRMATION NO. Includes details for application 13/592,199 filed 08/22/2012 by Bryan Cupps, attorney PERKINS COIE LLP, and examiner FRENEL, VANEL.

Please find below and/or attached an Office communication concerning this application or proceeding.

The time period for reply, if any, is set in the attached communication.

Notice of the Office communication was sent electronically on above-indicated "Notification Date" to the following e-mail address(es):

patentprocurement@perkinscoie.com

<b>Office Action Summary</b>	<b>Application No.</b> 13/592,199	<b>Applicant(s)</b> CUPPS ET AL.	
	<b>Examiner</b> VANEL FRENEL	<b>Art Unit</b> 3687	

**-- The MAILING DATE of this communication appears on the cover sheet with the correspondence address --**

**Period for Reply**

A SHORTENED STATUTORY PERIOD FOR REPLY IS SET TO EXPIRE 3 MONTH(S) OR THIRTY (30) DAYS, WHICHEVER IS LONGER, FROM THE MAILING DATE OF THIS COMMUNICATION.

- Extensions of time may be available under the provisions of 37 CFR 1.136(a). In no event, however, may a reply be timely filed after SIX (6) MONTHS from the mailing date of this communication.
- If NO period for reply is specified above, the maximum statutory period will apply and will expire SIX (6) MONTHS from the mailing date of this communication.
- Failure to reply within the set or extended period for reply will, by statute, cause the application to become ABANDONED (35 U.S.C. § 133). Any reply received by the Office later than three months after the mailing date of this communication, even if timely filed, may reduce any earned patent term adjustment. See 37 CFR 1.704(b).

**Status**

- 1)  Responsive to communication(s) filed on \_\_\_\_\_.
- 2a)  This action is **FINAL**.
- 2b)  This action is non-final.
- 3)  An election was made by the applicant in response to a restriction requirement set forth during the interview on \_\_\_\_\_; the restriction requirement and election have been incorporated into this action.
- 4)  Since this application is in condition for allowance except for formal matters, prosecution as to the merits is closed in accordance with the practice under *Ex parte Quayle*, 1935 C.D. 11, 453 O.G. 213.

**Disposition of Claims**

- 5)  Claim(s) 1-21 is/are pending in the application.
- 5a) Of the above claim(s) \_\_\_\_\_ is/are withdrawn from consideration.
- 6)  Claim(s) \_\_\_\_\_ is/are allowed.
- 7)  Claim(s) 1-21 is/are rejected.
- 8)  Claim(s) \_\_\_\_\_ is/are objected to.
- 9)  Claim(s) \_\_\_\_\_ are subject to restriction and/or election requirement.

\* If any claims have been determined allowable, you may be eligible to benefit from the **Patent Prosecution Highway** program at a participating intellectual property office for the corresponding application. For more information, please see [http://www.uspto.gov/patents/init\\_events/pph/index.jsp](http://www.uspto.gov/patents/init_events/pph/index.jsp) or send an inquiry to [PPHfeedback@uspto.gov](mailto:PPHfeedback@uspto.gov).

**Application Papers**

- 10)  The specification is objected to by the Examiner.
- 11)  The drawing(s) filed on \_\_\_\_\_ is/are: a)  accepted or b)  objected to by the Examiner.  
Applicant may not request that any objection to the drawing(s) be held in abeyance. See 37 CFR 1.85(a).  
Replacement drawing sheet(s) including the correction is required if the drawing(s) is objected to. See 37 CFR 1.121(d).

**Priority under 35 U.S.C. § 119**

- 12)  Acknowledgment is made of a claim for foreign priority under 35 U.S.C. § 119(a)-(d) or (f).  
a)  All    b)  Some \*    c)  None of:
  - 1.  Certified copies of the priority documents have been received.
  - 2.  Certified copies of the priority documents have been received in Application No. \_\_\_\_\_.
  - 3.  Copies of the certified copies of the priority documents have been received in this National Stage application from the International Bureau (PCT Rule 17.2(a)).

\* See the attached detailed Office action for a list of the certified copies not received.

**Attachment(s)**

- 1)  Notice of References Cited (PTO-892)
- 2)  Information Disclosure Statement(s) (PTO/SB/08)  
Paper No(s)/Mail Date \_\_\_\_\_.
- 3)  Interview Summary (PTO-413)  
Paper No(s)/Mail Date. \_\_\_\_\_.
- 4)  Other: \_\_\_\_\_.



**DETAILED ACTION**

Notice to Applicant

1. This communication is in response to the application filed on 08/22/12. Claims 1-21 are pending.

***Claim Rejections - 35 USC § 112***

2. The following is a quotation of 35 U.S.C. 112(b):

(B) CONCLUSION.—The specification shall conclude with one or more claims particularly pointing out and distinctly claiming the subject matter which the inventor or a joint inventor regards as the invention.

The following is a quotation of 35 U.S.C. 112 (pre-AIA), second paragraph:

The specification shall conclude with one or more claims particularly pointing out and distinctly claiming the subject matter which the applicant regards as his invention.

3. Claims 1, 9, 13, 19, 20 and 21 are rejected under 35 U.S.C. 112(b) or 35 U.S.C. 112 (pre-AIA), second paragraph, as being indefinite for failing to particularly point out and distinctly claim the subject matter which the inventor or a joint inventor, or for pre-AIA the applicant regards as the invention.

4. Claims 1, 9, 13, 19, 20 and 21 recite the limitations of "the same connected system" all throughout. There is insufficient antecedent basis for these limitations in the claims. Appropriate correction is required.

***Conclusion***

Any inquiry concerning this communication or earlier communications from the examiner should be directed to VANEL FRENEL whose telephone number is (571)272-6769. The examiner can normally be reached on 6:30am-5:00pm.

Art Unit: 3687

If attempts to reach the examiner by telephone are unsuccessful, the examiner's supervisor, Matthew S. Gart can be reached on 571-272-3955. The fax phone number for the organization where this application or proceeding is assigned is 571-273-8300.

Information regarding the status of an application may be obtained from the Patent Application Information Retrieval (PAIR) system. Status information for published applications may be obtained from either Private PAIR or Public PAIR. Status information for unpublished applications is available through Private PAIR only. For more information about the PAIR system, see <http://pair-direct.uspto.gov>. Should you have questions on access to the Private PAIR system, contact the Electronic Business Center (EBC) at 866-217-9197 (toll-free). If you would like assistance from a USPTO Customer Service Representative or access to the automated information system, call 800-786-9199 (IN USA OR CANADA) or 571-272-1000.

/Vanel Frenel/  
Primary Examiner, Art Unit 3687

<b>Notice of References Cited</b>	Application/Control No. 13/592,199	Applicant(s)/Patent Under Reexamination CUPPS ET AL.	
	Examiner VANEL FRENEL	Art Unit 3687	Page 1 of 1

**U.S. PATENT DOCUMENTS**

*	Document Number Country Code-Number-Kind Code	Date MM-YYYY	Name	Classification
*	A US-2013/0125031	05-2013	Calica et al.	715/764
*	B US-2004/0158494	08-2004	Suthar, Yogin P.	705/015
*	C US-2012/0143730	06-2012	Ansari et al.	705/27.1
	D US-			
	E US-			
	F US-			
	G US-			
	H US-			
	I US-			
	J US-			
	K US-			
	L US-			
	M US-			


**FOREIGN PATENT DOCUMENTS**

*	Document Number Country Code-Number-Kind Code	Date MM-YYYY	Country	Name	Classification
	N				
	O				
	P				
	Q				
	R				
	S				
	T				

**NON-PATENT DOCUMENTS**

*	Document Number Country Code-Number-Kind Code	Date MM-YYYY	Country	Name	Classification
	Include as applicable: Author, Title Date, Publisher, Edition or Volume, Pertinent Pages)				
	U				
	V				
	W				
	X				

\*A copy of this reference is not being furnished with this Office action. (See MPEP § 707.05(a).)  
Dates in MM-YYYY format are publication dates. Classifications may be US or foreign.

<b><i>Index of Claims</i></b>  	<b>Application/Control No.</b>  13592199	<b>Applicant(s)/Patent Under Reexamination</b>  CUPPS ET AL.
	<b>Examiner</b>  VANEL FRENEL	<b>Art Unit</b>  3687

✓	<b>Rejected</b>
=	<b>Allowed</b>


-	<b>Cancelled</b>
÷	<b>Restricted</b>

N	<b>Non-Elected</b>
I	<b>Interference</b>

A	<b>Appeal</b>
O	<b>Objected</b>

Claims renumbered in the same order as presented by applicant
  CPA
  T.D.
  R.1.47

CLAIM		DATE							
Final	Original	05/30/2013							
	1	✓							
	2	✓							
	3	✓							
	4	✓							
	5	✓							
	6	✓							
	7	✓							
	8	✓							
	9	✓							
	10	✓							
	11	✓							
	12	✓							
	13	✓							
	14	✓							
	15	✓							
	16	✓							
	17	✓							
	18	✓							
	19	✓							
	20	✓							
	21	✓							

<b>Search Notes</b>  	<b>Application/Control No.</b>  13592199	<b>Applicant(s)/Patent Under Reexamination</b>  CUPPS ET AL.
	<b>Examiner</b>  VANEL FRENEL	<b>Art Unit</b>  3687

SEARCHED			
Class	Subclass	Date	Examiner
705	15, 26.1, 27.1	05/30/13	V.F
719	328	05/30/13	V.F
345	156	05/30/13	V.F
715	701, 764	05/30/13	V.F
235	381, 487	05/30/13	V.F

SEARCH NOTES		
Search Notes	Date	Examiner

INTERFERENCE SEARCH			
Class	Subclass	Date	Examiner

--	--

**IN THE UNITED STATES PATENT AND TRADEMARK OFFICE**

IN RE APPLICATION OF: BRYAN T. CUPPS  
APPLICATION No.: 13/592,199  
FILED: AUGUST 22, 2012  
FOR: AN INTERNET ONLINE ORDER  
METHOD AND APPARATUS

EXAMINER: VANEL FRENEL  
ART UNIT: 3682  
CONF. No: 5415

**AMENDMENT AND RESPONSE**

Honorable Commissioner for Patents  
P.O. Box 1450  
Alexandria, VA 22313-1450

Sir:

In response to the Office Action mailed June 6, 2013, please amend the application as follows:

Amendments to the claims begin on page 2 of this paper.

Remarks begin on page 18.

AMENDMENT TO THE CLAIMS

The following complete listing of claims replaces all previous claims in the application.

**Listing of claims:**

1. (Currently amended) An information management and real time synchronous communications system for configuring and transmitting hospitality menus comprising:

- a. a central processing unit,
- b. a data storage device connected to said central processing unit,
- c. an operating system including a first graphical user interface,
- d. a master menu including at least menu categories, menu items and modifiers,

wherein said master menu is capable of being stored on said data storage device pursuant to a master menu file structure and said master menu is capable of being configured for display to facilitate user operations in at least one window of said first graphical user interface as cascaded sets of linked graphical user interface screens, and

- e. menu configuration software enabled to generate a programmed handheld menu configuration from said master menu for wireless transmission to and programmed for display on a wireless handheld computing device, said programmed handheld menu configuration comprising at least menu categories, menu items and modifiers and wherein the menu configuration software is enabled to generate said programmed handheld menu configuration by utilizing parameters from the master menu file structure defining at least the menu categories, menu items and modifiers of the master menu such that at least the menu categories, menu items and modifiers

comprising the programmed handheld menu configuration are synchronized in real time with analogous information comprising the master menu,

wherein the menu configuration software is further enabled to generate the programmed handheld menu configuration in conformity with a customized display layout unique to the wireless handheld computing device to facilitate user operations with and display of the programmed handheld menu configuration on the display screen of a handheld graphical user interface integral with the wireless handheld computing device, wherein said customized display layout is compatible with the displayable size of the handheld graphical user interface wherein the programmed handheld menu configuration is configured by the menu configuration software for display as programmed cascaded sets of linked graphical user interface screens appropriate for the customized display layout of the wireless handheld computing device, wherein said programmed cascaded sets of linked graphical user interface screens for display of the handheld menu configuration are configured differently from the cascaded sets of linked graphical user interface screens for display of the master menu on said first graphical user interface, and

wherein the system is enabled for real time synchronous communications to and from the wireless handheld computing device utilizing the programmed handheld menu configuration including the capability of real time synchronous transmission of the programmed handheld menu configuration to the wireless handheld computing device and real time synchronous transmissions of selections made from the handheld menu configuration on the wireless handheld computing device, and

wherein the system is further enabled to automatically format the programmed



handheld menu configuration for display as cascaded sets of linked graphical user interface screens appropriate for a customized display layout of at least two different wireless handheld computing device display sizes connected to ~~in the same connected~~ system, and

wherein a cascaded set of linked graphical user interface screens for a wireless handheld computing device in the system includes a different number of user interface screens from at least one other wireless handheld computing device in the system.

2. (Original) The information management and synchronous communications system in accordance with claim 1, wherein the system is further enabled by a communications systemic relationship providing a common, linked system comprising:

- a) A Wireless Hub Application;
- b) A Web Hub Application;
- c) Linked Databases between two or more different Hospitality Applications; and
- d) A Communications Setup Application.

3. (Original) The information management and real time synchronous communications system in accordance with claim 1 wherein the information from the POS database is automatically imported into the system.

4. (Original) The information management and real time synchronous communications system in accordance with claim 1, wherein the said Hospitality Applications include at least reservations applications.

5. (Original) The information management and real time synchronous

communications system in accordance with claim 1, wherein the said Hospitality Applications include at least a Ticketing applications.

6. (Original) The information management and real time synchronous communications system in accordance with claim 1 in which the wireless handheld computing device is a smart phone.

7. (Original) The information management and real time synchronous communications system in accordance with claim 1, further enabled to facilitate and complete payment processing directly from the wireless handheld computing device including: a) Billing; b) Status and c) Payment Information.

8. (Original) The information management and real time synchronous communications system in accordance with claim 1, wherein one or more of the layout, views or fonts of the programmed handheld menu configuration are created in conformity with the display screen parameters of the wireless handheld computing device and wherein the system is enabled to generate a view of the programmed handheld menu configuration for user preview from the central computing unit and which facilitates a further user manual modification prior to the transmissions of the programmed handheld menu configuration to the wireless handheld computing device.

9. (Currently amended) An information management and real time synchronous communications system for configuring and transmitting hospitality menus comprising:

a) a central processing unit;

- b) a data storage device connected to said central processing unit;
- c) an operating system including a first graphical user interface, said operating system configured to interoperate with the central processing unit, the data storage device and application software;
- d) a master menu including menu categories and menu items, wherein said master menu is capable of being stored on said data storage device pursuant to a master menu file structure and said master menu is capable of being configured for display to facilitate user operations in at least one window of said first graphical user interface as cascaded sets of linked graphical user interface screens; and
- e) a modifier menu capable of being stored on said data storage device, and menu configuration software enabled to automatically generate a programmed handheld menu configuration from said master menu for display on a wireless handheld computing device, said programmed handheld menu configuration comprising at least menu categories, menu items and modifiers and wherein the menu configuration software is enabled to generate said programmed handheld menu configuration by utilizing parameters from the master menu file structure defining at least the categories and items of the master menu and modifiers from the modifier menu at least the menu categories, menu items and modifiers comprising the programmed handheld menu configuration are synchronized in real time with analogous information comprising the master and modifier menus wherein the menu configuration software is further enabled to generate the programmed handheld menu configuration in conformity with a customized display layout unique to the wireless handheld computing device to facilitate user operations with and display of the programmed handheld menu configuration on

the display screen of a handheld graphical user interface integral with the wireless handheld computing device, wherein said customized display layout is compatible with the displayable size of the handheld graphical user interface,

wherein the programmed handheld menu configuration is configured by the menu configuration software for display as cascaded sets of linked graphical user interface screens appropriate for the customized display layout of the wireless handheld computing device, wherein said cascaded sets of linked graphical user interface screens for display of the programmed handheld menu configuration are configured differently from the cascaded sets of related graphical user interface screens for display of the master menu on said first graphical user interface, and

wherein the system is enabled for real time synchronous communications to and from the wireless handheld computing device utilizing the programmed handheld menu configuration including the capability of real time synchronous transmission of at least the menu categories, menu items and modifiers comprising the programmed handheld menu configuration to the wireless handheld computing device and real time synchronous transmissions of selections made from the handheld menu configuration on the wireless handheld computing device, and

wherein the system is further enabled to automatically format the programmed handheld menu configuration for display as cascaded sets of linked graphical user interface screens appropriate for a customized display layout of at least two different wireless handheld computing device display sizes connected to ~~in the same connected~~ system, and

wherein a cascaded set of linked graphical user interface screens for a wireless

handheld computing device in the system includes a different number of user interface screens from at least one other wireless handheld computing device in the system.

10. (Original) The information management and real time synchronous communications system in accordance with claim 9, further including a communications systemic relationship comprising:

- a) A Wireless Hub Application;
- b) A Web Hub Application;
- c) Linked Databases Between two or more different Hospitality Applications; and
- d) A Communications Setup Application.

11. (Original) The information management and real time synchronous communications system in accordance with claim 9, wherein at least two different hospitality software applications are integrated between and with one another.

12. (Original) The information management and real time synchronous communications system in accordance with claim 9, wherein the system enables automatic importation of the POS database information into the system.

13. (Currently amended) An information management and real time synchronous communications system for use with wireless handheld computing devices and the internet comprising:

- a) a master database connected in said system and configured to store hospitality application information pursuant to a master database file structure;
- b) at least one wireless handheld computing device connected in said system

and configured to display said hospitality application information;

c) at least one web server connected in said system;

d) at least one web page connected in said system and configured to display said hospitality application information; and

e) real time communications control software enabled to link and synchronize hospitality application information simultaneously between the master database, wireless handheld computing device, web server and web page,

wherein the communications control software is enabled to utilize parameters from the master database file structure to synchronize the hospitality application information in real time between the master database, at least one wireless handheld computing device, at least one web server and at least one web page such that substantially the same information comprising the hospitality application information is capable of being displayed on the wireless handheld computing device, at least one web page and other display screens of the synchronized system, such that the hospitality application information is synchronized between any connected users,

wherein the communications control software is enabled to act as a real time interface between the elements of the system and any applicable communications protocol,

wherein the communications control software is enabled to automatically and simultaneously configure the hospitality application information for display on both the wireless handheld computing device and the web page in conformity with a customized display layout unique to the wireless handheld computing device or the web page, wherein said customized display layout is compatible with the displayable size of the

handheld computing device display screen or the web page, and

wherein the communications control software is further enabled to automatically format a programmed handheld configuration for display as cascaded sets of linked graphical user interface screens appropriate for a customized display layout of at least two different wireless handheld computing device display sizes connected to ~~in~~ the same ~~connected~~ system, and

wherein a cascaded set of linked graphical user interface screens for a wireless handheld computing device in the system includes a different number of user interface screens from at least one other wireless handheld computing device in the system, and

wherein the system is enabled for real time synchronous transmission of the configured hospitality application information to the wireless handheld computing device, the web server and the web page and real time synchronous transmissions of inputs responding to the configured hospitality application information from the wireless handheld computing device, or the web server or the web page.

14. (Original) The information management and real time synchronous communications system in accordance with claim 13, further including a communications systemic relationship comprising:

- a) A Wireless Hub Application;
- b) A Web Hub Application;
- c) Linked Databases Between two or more different Hospitality Applications; and
- d) A Communications Setup Application.

15. (Original) The information management and real time synchronous

communications system of claim 13, wherein the system is enabled to automatically import the information from the POS (point of sale) database into the system.

16. (Original) The information management and real time synchronous communications system of claim 13, wherein at least two different hospitality applications are integrated between and with one another.

17. (Original) The information management and real time synchronous communications system in accordance with claim 13, wherein the hospitality application information also includes the completion of payment processing.

18. (Original) The information management and real time synchronous communications system in accordance claim 13, wherein the configured wireless handheld computing device is a smart phone.

19. (Currently amended) An information management and real time synchronous communications system for configuring and transmitting hospitality menus comprising:

- a. a central processing unit,
- b. a data storage device connected to said central processing unit,
- c. an operating system including a first graphical user interface,
- d. a master menu including at least menu categories, menu items and modifiers,

wherein said master menu is capable of being stored on said data storage device pursuant to a master menu file structure and said master menu is capable of being configured for display to facilitate user operations in at least one window of said first



graphical user interface as cascaded sets of linked graphical user interface screens,  
and

e. menu configuration software enabled to generate a programmed portable menu configuration from said master menu for wireless transmission to and programmed for display on a wireless portable computing device, said programmed portable menu configuration comprising at least menu categories, menu items and modifiers and wherein the menu configuration software is enabled to generate said programmed portable menu configuration by utilizing parameters from the master menu file structure defining at least the menu categories, menu items and modifiers of the master menu such that at least the menu categories, menu items and modifiers comprising the programmed portable menu configuration are synchronized in real time with analogous information comprising the master menu, wherein the menu configuration software is further enabled to generate the programmed portable menu configuration in conformity with a customized display layout unique to the wireless portable computing device to facilitate user operations with and display of the programmed portable menu configuration on the display screen of a portable graphical user interface integral with the wireless portable computing device, wherein said customized display layout is compatible with the displayable size of the portable graphical user interface wherein the programmed portable menu configuration is configured by the menu configuration software for display as programmed cascaded sets of linked graphical user interface screens appropriate for the customized display layout of the wireless portable computing device, wherein said programmed cascaded sets of linked graphical user interface screens for display of the portable menu

configuration are configured differently from the cascaded sets of linked graphical user interface screens for display of the master menu on said first graphical user interface, and wherein the system is enabled for real time synchronous communications to and from the wireless portable computing device utilizing the programmed portable menu configuration including the capability of real time synchronous transmission of the programmed portable menu configuration to the wireless portable computing device and real time synchronous transmissions of selections made from the portable menu configuration on the wireless portable computing device, and wherein the system is further enabled to automatically format the programmed portable menu configuration for display as cascaded sets of linked graphical user interface screens appropriate for a customized display layout of at least two different wireless portable computing device display sizes connected to ~~in the same connected~~ system, and wherein a cascaded set of linked graphical user interface screens for a wireless portable computing device in the system includes a different number of user interface screens from at least one other wireless portable computing device in the system.

20. (Currently amended) An information management and real time synchronous communications system for configuring and transmitting hospitality menus comprising:

- a) a central processing unit;
- b) a data storage device connected to said central processing unit;
- c) an operating system including a first graphical user interface, said operating system configured to interoperate with the central processing unit, the data storage device and application software;

d) a master menu including menu categories and menu items, wherein said master menu is capable of being stored on said data storage device pursuant to a master menu file structure and said master menu is capable of being configured for display to facilitate user operations in at least one window of said first graphical user interface as cascaded sets of linked graphical user interface screens; and

e) a modifier menu capable of being stored on said data storage device, and menu configuration software enabled to automatically generate a programmed portable menu configuration from said master menu for display on a wireless portable computing device, said programmed portable menu configuration comprising at least menu categories, menu items and modifiers and wherein the menu configuration software is enabled to generate said programmed portable menu configuration by utilizing parameters from the master menu file structure defining at least the categories and items of the master menu and modifiers from the modifier menu at least the menu categories, menu items and modifiers comprising the programmed portable menu configuration are synchronized in real time with analogous information comprising the master and modifier menus wherein the menu configuration software is further enabled to generate the programmed portable menu configuration in conformity with a customized display layout unique to the wireless portable computing device to facilitate user operations with and display of the programmed portable menu configuration on the display screen of a portable graphical user interface integral with the wireless portable computing device, wherein said customized display layout is compatible with the displayable size of the portable graphical user interface, wherein the programmed portable menu configuration is configured by the menu configuration software for

display as cascaded sets of linked graphical user interface screens appropriate for the customized display layout of the wireless portable computing device, wherein said cascaded sets of linked graphical user interface screens for display of the programmed portable menu configuration are configured differently from the cascaded sets of related graphical user interface screens for display of the master menu on said first graphical user interface, and wherein the system is enabled for real time synchronous communications to and from the wireless portable computing device utilizing the programmed portable menu configuration including the capability of real time synchronous transmission of at least the menu categories, menu items and modifiers comprising the programmed portable menu configuration to the wireless portable computing device and real time synchronous transmissions of selections made from the portable menu configuration on the wireless portable computing device, and wherein the system is further enabled to automatically format the programmed portable menu configuration for display as cascaded sets of linked graphical user interface screens appropriate for a customized display layout of at least two different wireless portable computing device display sizes connected to ~~in the same connected~~ system, and wherein a cascaded set of linked graphical user interface screens for a wireless portable computing device in the system includes a different number of user interface screens from at least one other wireless portable computing device in the system.

21. (Currently amended) An information management and real time synchronous communications system for use with wireless portable computing devices and the internet comprising:

- a) a master database connected in said system and configured to store

hospitality application information pursuant to a master database file structure;

b) at least one wireless portable computing device connected in said system and configured to display said hospitality application information;

c) at least one web server connected in said system;

d) at least one web page connected in said system and configured to display said hospitality application information; and

e) real time communications control software enabled to link and synchronize hospitality application information simultaneously between the master database, wireless portable computing device, web server and web page, wherein the communications control software is enabled to utilize parameters from the master database file structure to synchronize the hospitality application information in real time between the master database, at least one wireless portable computing device, at least one web server and at least one web page such that substantially the same information comprising the hospitality application information is capable of being displayed on the wireless portable computing device, at least one web page and other display screens of the synchronized system, such that the hospitality application information is synchronized between any connected users, wherein the communications control software is enabled to act as a real time interface between the elements of the system and any applicable communications protocol, wherein the communications control software is enabled to automatically and simultaneously configure the hospitality application information for display on both the wireless portable computing device and the web page in conformity with a customized display layout unique to the wireless portable computing device or the web page, wherein said customized display layout is

compatible with the displayable size of the portable computing device display screen or the web page, and wherein the communications control software is further enabled to automatically format a programmed portable configuration for display as cascaded sets of linked graphical user interface screens appropriate for a customized display layout of at least two different wireless portable computing device display sizes connected to in the ~~same-connected~~ system, and wherein a cascaded set of linked graphical user interface screens for a wireless portable computing device in the system includes a different number of user interface screens from at least one other wireless portable computing device in the system, and wherein the system is enabled for real time synchronous transmission of the configured hospitality application information to the wireless portable computing device, the web server and the web page and real time synchronous transmissions of inputs responding to the configured hospitality application information from the wireless portable computing device, or the web server or the web page.

REMARKS

Claims 1-21 are pending in the application. Claims 1, 9, 13, 20 and 21 have been amended. Support for the amendments can be found through the specification and in the original claims.

Claims 1, 9, 13, 19, 20, and 21 are rejected under 35 U.S.C. 112(b) or 35 U.S.C. 112 (pre-AIA), second paragraph, as being indefinite. OA at 2. The Office action states that there is insufficient antecedent basis for the limitations of “the same connected system” recited in claims 1, 9, 13, 20 and 21. *Id.*

Applicant thanks Examiner Frenel for the phone interview on December 3, 2013, in which Examiner Frenel recommended rephrasing “in the same connected system” to “connected to the system” in said claims to overcome the rejection, and Examiner Frenel agrees that such amendments do not alter the scope of said claims.

Claims 1, 9, 13, 20 and 21 have been amended as Examiner Frenel recommended.

Applicant respectfully requests that the rejection be withdraw.

The fee for a three-month extension is being submitted with this Response. Should any additional fees be due, the Commissioner is hereby authorized and requested to charge Deposit Account No. 50-2586.

Dated: December 4, 2013

Respectfully submitted,

**Correspondence Address:**

Customer No. 34055  
Perkins Coie LLP  
Patent - LA  
P.O. Box 1208  
Seattle, WA 98111-1208  
Phone: (310) 788-3348/Fax: (206) 332-7198

Perkins Coie LLP

By:           / Yingli Wang /            
Yingli Wang  
Reg. No, 67,372

**IN THE UNITED STATES PATENT AND TRADEMARK OFFICE**

IN RE APPLICATION OF: BRYAN T. CUPPS  
APPLICATION No.: 13/592,199  
FILED: AUGUST 22, 2012  
FOR: AN INTERNET ONLINE ORDER  
METHOD AND APPARATUS

EXAMINER: VANEL FRENEL  
ART UNIT: 3682  
CONF. No: 5415

**REQUEST FOR EXTENSION OF TIME**

Honorable Commissioner for Patents  
P.O. Box 1450  
Alexandria, VA 22313-1450

Sir:

A three-month extension of time up to and including December 6, 2013 is respectfully requested for responding to the Office Action mailed June 6, 2013. The extension fee of \$700.00 (small entity) is paid herewith. Please charge any deficiency or overpayment to our Deposit Account No. 50-2586.

Dated: December 4, 2013

Respectfully submitted,

**Correspondence Address:**

Customer No. 34055  
Perkins Coie LLP  
Patent - LA  
P.O. Box 1208  
Seattle, WA 98111-1208  
Phone: (310) 788-3348/Fax: (206) 332-7198

Perkins Coie LLP

By: / Yingli Wang /  
Yingli Wang  
Reg. No, 67,372



## Electronic Patent Application Fee Transmittal

<b>Application Number:</b>	13592199
<b>Filing Date:</b>	22-Aug-2012
<b>Title of Invention:</b>	INTERNET ONLINE ORDER METHOD AND APPARATUS
<b>First Named Inventor/Applicant Name:</b>	Bryan Cupps
<b>Filer:</b>	Yingli Wang/Amy Candeloro
<b>Attorney Docket Number:</b>	067135-8001.US01

Filed as Small Entity

### Utility under 35 USC 111(a) Filing Fees

Description	Fee Code	Quantity	Amount	Sub-Total in USD(\$)
<b>Basic Filing:</b>				
<b>Pages:</b>				
<b>Claims:</b>				
<b>Miscellaneous-Filing:</b>				
<b>Petition:</b>				
<b>Patent-Appeals-and-Interference:</b>				
<b>Post-Allowance-and-Post-Issuance:</b>				
<b>Extension-of-Time:</b>				
Extension - 3 months with \$0 paid				

Description	Fee Code	Quantity	Amount	Sub-Total in USD(\$)
<b>Miscellaneous:</b>				
<b>Total in USD (\$)</b>				<b>700</b>

## Electronic Acknowledgement Receipt

<b>EFS ID:</b>	17567027
<b>Application Number:</b>	13592199
<b>International Application Number:</b>	
<b>Confirmation Number:</b>	5415
<b>Title of Invention:</b>	INTERNET ONLINE ORDER METHOD AND APPARATUS
<b>First Named Inventor/Applicant Name:</b>	Bryan Cupps
<b>Customer Number:</b>	34055
<b>Filer:</b>	Yingli Wang/Amy Candeloro
<b>Filer Authorized By:</b>	Yingli Wang
<b>Attorney Docket Number:</b>	067135-8001.US01
<b>Receipt Date:</b>	04-DEC-2013
<b>Filing Date:</b>	22-AUG-2012
<b>Time Stamp:</b>	16:24:10
<b>Application Type:</b>	Utility under 35 USC 111(a)

### Payment information:

Submitted with Payment	yes
Payment Type	Credit Card
Payment was successfully received in RAM	\$700
RAM confirmation Number	3505
Deposit Account	502586
Authorized User	CANDELORO, AMY S.

The Director of the USPTO is hereby authorized to charge indicated fees and credit any overpayment as follows:

Charge any Additional Fees required under 37 C.F.R. Section 1.17 (Patent application and reexamination processing fees)

**File Listing:**

Document Number	Document Description	File Name	File Size(Bytes)/ Message Digest	Multi Part /.zip	Pages (if appl.)
1		2013-12-04_Response_671358001US1.pdf	123520 effb4b2b81e71fd43b67d5aa5c24b20ac6301bd7	yes	18
<b>Multipart Description/PDF files in .zip description</b>					
			<b>Start</b>	<b>End</b>	
Amendment/Req. Reconsideration-After Non-Final Reject			1	1	
Claims			2	17	
Applicant Arguments/Remarks Made in an Amendment			18	18	
<b>Warnings:</b>					
<b>Information:</b>					
2	Extension of Time	2013-12-04_Extension_671358001US1.pdf	75211 b8417db6fa3a44d7841d4fdd2569076ccbfc4c95	no	1
<b>Warnings:</b>					
<b>Information:</b>					
3	Fee Worksheet (SB06)	fee-info.pdf	30445 c0e9963511625617504a0b3fe9c2127d3ef775ed	no	2
<b>Warnings:</b>					
<b>Information:</b>					
<b>Total Files Size (in bytes):</b>			229176		

This Acknowledgement Receipt evidences receipt on the noted date by the USPTO of the indicated documents, characterized by the applicant, and including page counts, where applicable. It serves as evidence of receipt similar to a Post Card, as described in MPEP 503.

**New Applications Under 35 U.S.C. 111**

If a new application is being filed and the application includes the necessary components for a filing date (see 37 CFR 1.53(b)-(d) and MPEP 506), a Filing Receipt (37 CFR 1.54) will be issued in due course and the date shown on this Acknowledgement Receipt will establish the filing date of the application.

**National Stage of an International Application under 35 U.S.C. 371**

If a timely submission to enter the national stage of an international application is compliant with the conditions of 35 U.S.C. 371 and other applicable requirements a Form PCT/DO/EO/903 indicating acceptance of the application as a national stage submission under 35 U.S.C. 371 will be issued in addition to the Filing Receipt, in due course.

**New International Application Filed with the USPTO as a Receiving Office**

If a new international application is being filed and the international application includes the necessary components for an international filing date (see PCT Article 11 and MPEP 1810), a Notification of the International Application Number and of the International Filing Date (Form PCT/RO/105) will be issued in due course, subject to prescriptions concerning national security, and the date shown on this Acknowledgement Receipt will establish the international filing date of the application.

Under the Paperwork Reduction Act of 1995, no persons are required to respond to a collection of information unless it displays a valid OMB control number.

<b>PATENT APPLICATION FEE DETERMINATION RECORD</b> Substitute for Form PTO-875	Application or Docket Number <b>13/592,199</b>	Filing Date <b>08/22/2012</b>	<input type="checkbox"/> To be Mailed
---	---	----------------------------------	---------------------------------------

ENTITY:  LARGE  SMALL  MICRO

**APPLICATION AS FILED – PART I**

FOR	NUMBER FILED	NUMBER EXTRA	RATE (\$)	FEE (\$)
<input type="checkbox"/> BASIC FEE (37 CFR 1.16(a), (b), or (c))	N/A	N/A	N/A	
<input type="checkbox"/> SEARCH FEE (37 CFR 1.16(k), (l), or (m))	N/A	N/A	N/A	
<input type="checkbox"/> EXAMINATION FEE (37 CFR 1.16(o), (p), or (q))	N/A	N/A	N/A	
TOTAL CLAIMS (37 CFR 1.16(i))	minus 20 =	*	X \$ =	
INDEPENDENT CLAIMS (37 CFR 1.16(h))	minus 3 =	*	X \$ =	
<input type="checkbox"/> APPLICATION SIZE FEE (37 CFR 1.16(s))	If the specification and drawings exceed 100 sheets of paper, the application size fee due is \$310 (\$155 for small entity) for each additional 50 sheets or fraction thereof. See 35 U.S.C. 41(a)(1)(G) and 37 CFR 1.16(s).			
<input type="checkbox"/> MULTIPLE DEPENDENT CLAIM PRESENT (37 CFR 1.16(j))				
* If the difference in column 1 is less than zero, enter "0" in column 2.			TOTAL	

**APPLICATION AS AMENDED – PART II**

	(Column 1)	(Column 2)	(Column 3)	(Column 3)	RATE (\$)	ADDITIONAL FEE (\$)
<b>AMENDMENT</b>	<b>12/04/2013</b>	CLAIMS REMAINING AFTER AMENDMENT	HIGHEST NUMBER PREVIOUSLY PAID FOR	PRESENT EXTRA		
	Total (37 CFR 1.16(i))	* 21	Minus	** 20	= 1	X \$40 = 40
	Independent (37 CFR 1.16(h))	* 6	Minus	***3	= 3	X \$210 = 630
	<input type="checkbox"/> Application Size Fee (37 CFR 1.16(s))					
<input type="checkbox"/> FIRST PRESENTATION OF MULTIPLE DEPENDENT CLAIM (37 CFR 1.16(j))						
					TOTAL ADD'L FEE	<b>670</b>

	(Column 1)	(Column 2)	(Column 3)	(Column 3)	RATE (\$)	ADDITIONAL FEE (\$)
<b>AMENDMENT</b>		CLAIMS REMAINING AFTER AMENDMENT	HIGHEST NUMBER PREVIOUSLY PAID FOR	PRESENT EXTRA		
	Total (37 CFR 1.16(i))	*	Minus	**	=	X \$ =
	Independent (37 CFR 1.16(h))	*	Minus	***	=	X \$ =
	<input type="checkbox"/> Application Size Fee (37 CFR 1.16(s))					
<input type="checkbox"/> FIRST PRESENTATION OF MULTIPLE DEPENDENT CLAIM (37 CFR 1.16(j))						
					TOTAL ADD'L FEE	

\* If the entry in column 1 is less than the entry in column 2, write "0" in column 3.  
 \*\* If the "Highest Number Previously Paid For" IN THIS SPACE is less than 20, enter "20".  
 \*\*\* If the "Highest Number Previously Paid For" IN THIS SPACE is less than 3, enter "3".  
 The "Highest Number Previously Paid For" (Total or Independent) is the highest number found in the appropriate box in column 1.

LIE  
/MARCUS PRIDGEN/

This collection of information is required by 37 CFR 1.16. The information is required to obtain or retain a benefit by the public which is to file (and by the USPTO to process) an application. Confidentiality is governed by 35 U.S.C. 122 and 37 CFR 1.14. This collection is estimated to take 12 minutes to complete, including gathering, preparing, and submitting the completed application form to the USPTO. Time will vary depending upon the individual case. Any comments on the amount of time you require to complete this form and/or suggestions for reducing this burden, should be sent to the Chief Information Officer, U.S. Patent and Trademark Office, U.S. Department of Commerce, P.O. Box 1450, Alexandria, VA 22313-1450. DO NOT SEND FEES OR COMPLETED FORMS TO THIS ADDRESS. **SEND TO: Commissioner for Patents, P.O. Box 1450, Alexandria, VA 22313-1450.**

If you need assistance in completing the form, call 1-800-PTO-9199 and select option 2.



NOTICE OF ALLOWANCE AND FEE(S) DUE

34055 7590 02/10/2014
PERKINS COIE LLP - LOS General
POST OFFICE BOX 1247
SEATTLE, WA 98111-1247

Table with 2 columns: EXAMINER (FRENEL, VANEL), ART UNIT, PAPER NUMBER

3687
DATE MAILED: 02/10/2014

Table with 5 columns: APPLICATION NO., FILING DATE, FIRST NAMED INVENTOR, ATTORNEY DOCKET NO., CONFIRMATION NO.

TITLE OF INVENTION: INTERNET ONLINE ORDER METHOD AND APPARATUS

Table with 7 columns: APPLN. TYPE, ENTITY STATUS, ISSUE FEE DUE, PUBLICATION FEE DUE, PREV. PAID ISSUE FEE, TOTAL FEE(S) DUE, DATE DUE

THE APPLICATION IDENTIFIED ABOVE HAS BEEN EXAMINED AND IS ALLOWED FOR ISSUANCE AS A PATENT. PROSECUTION ON THE MERITS IS CLOSED. THIS NOTICE OF ALLOWANCE IS NOT A GRANT OF PATENT RIGHTS. THIS APPLICATION IS SUBJECT TO WITHDRAWAL FROM ISSUE AT THE INITIATIVE OF THE OFFICE OR UPON PETITION BY THE APPLICANT. SEE 37 CFR 1.313 AND MPEP 1308.

THE ISSUE FEE AND PUBLICATION FEE (IF REQUIRED) MUST BE PAID WITHIN THREE MONTHS FROM THE MAILING DATE OF THIS NOTICE OR THIS APPLICATION SHALL BE REGARDED AS ABANDONED. THIS STATUTORY PERIOD CANNOT BE EXTENDED. SEE 35 U.S.C. 151. THE ISSUE FEE DUE INDICATED ABOVE DOES NOT REFLECT A CREDIT FOR ANY PREVIOUSLY PAID ISSUE FEE IN THIS APPLICATION. IF AN ISSUE FEE HAS PREVIOUSLY BEEN PAID IN THIS APPLICATION (AS SHOWN ABOVE), THE RETURN OF PART B OF THIS FORM WILL BE CONSIDERED A REQUEST TO REAPPLY THE PREVIOUSLY PAID ISSUE FEE TOWARD THE ISSUE FEE NOW DUE.

HOW TO REPLY TO THIS NOTICE:

I. Review the ENTITY STATUS shown above. If the ENTITY STATUS is shown as SMALL or MICRO, verify whether entitlement to that entity status still applies.
If the ENTITY STATUS is the same as shown above, pay the TOTAL FEE(S) DUE shown above.
If the ENTITY STATUS is changed from that shown above, on PART B - FEE(S) TRANSMITTAL, complete section number 5 titled "Change in Entity Status (from status indicated above)".
For purposes of this notice, small entity fees are 1/2 the amount of undiscounted fees, and micro entity fees are 1/2 the amount of small entity fees.

II. PART B - FEE(S) TRANSMITTAL, or its equivalent, must be completed and returned to the United States Patent and Trademark Office (USPTO) with your ISSUE FEE and PUBLICATION FEE (if required). If you are charging the fee(s) to your deposit account, section "4b" of Part B - Fee(s) Transmittal should be completed and an extra copy of the form should be submitted. If an equivalent of Part B is filed, a request to reapply a previously paid issue fee must be clearly made, and delays in processing may occur due to the difficulty in recognizing the paper as an equivalent of Part B.

III. All communications regarding this application must give the application number. Please direct all communications prior to issuance to Mail Stop ISSUE FEE unless advised to the contrary.

IMPORTANT REMINDER: Utility patents issuing on applications filed on or after Dec. 12, 1980 may require payment of maintenance fees. It is patentee's responsibility to ensure timely payment of maintenance fees when due.

**PART B - FEE(S) TRANSMITTAL**

**Complete and send this form, together with applicable fee(s), to: Mail Mail Stop ISSUE FEE  
 Commissioner for Patents  
 P.O. Box 1450  
 Alexandria, Virginia 22313-1450  
 or Fax (571)-273-2885**

**INSTRUCTIONS:** This form should be used for transmitting the ISSUE FEE and PUBLICATION FEE (if required). Blocks 1 through 5 should be completed where appropriate. All further correspondence including the Patent, advance orders and notification of maintenance fees will be mailed to the current correspondence address as indicated unless corrected below or directed otherwise in Block 1, by (a) specifying a new correspondence address; and/or (b) indicating a separate "FEE ADDRESS" for maintenance fee notifications.

Note: A certificate of mailing can only be used for domestic mailings of the Fee(s) Transmittal. This certificate cannot be used for any other accompanying papers. Each additional paper, such as an assignment or formal drawing, must have its own certificate of mailing or transmission.

CURRENT CORRESPONDENCE ADDRESS (Note: Use Block 1 for any change of address)

34055                      7590                      02/10/2014  
**PERKINS COIE LLP - LOS General**  
**POST OFFICE BOX 1247**  
**SEATTLE, WA 98111-1247**

**Certificate of Mailing or Transmission**

I hereby certify that this Fee(s) Transmittal is being deposited with the United States Postal Service with sufficient postage for first class mail in an envelope addressed to the Mail Stop ISSUE FEE address above, or being facsimile transmitted to the USPTO (571) 273-2885, on the date indicated below.

(Depositor's name)
(Signature)
(Date)

APPLICATION NO.	FILING DATE	FIRST NAMED INVENTOR	ATTORNEY DOCKET NO.	CONFIRMATION NO.
13/592,199	08/22/2012	Bryan Cupps	067135-8001.US01	5415

TITLE OF INVENTION: INTERNET ONLINE ORDER METHOD AND APPARATUS

APPLN. TYPE	ENTITY STATUS	ISSUE FEE DUE	PUBLICATION FEE DUE	PREV. PAID ISSUE FEE	TOTAL FEE(S) DUE	DATE DUE
nonprovisional	SMALL	\$480	\$0	\$0	\$480	05/12/2014

EXAMINER	ART UNIT	CLASS-SUBCLASS
FRENEL, VANEL	3687	705-015000

<p>1. Change of correspondence address or indication of "Fee Address" (37 CFR 1.363).</p> <p><input type="checkbox"/> Change of correspondence address (or Change of Correspondence Address form PTO/SB/122) attached.</p> <p><input type="checkbox"/> "Fee Address" indication (or "Fee Address" Indication form PTO/SB/47; Rev 03-02 or more recent) attached. <b>Use of a Customer Number is required.</b></p>	<p>2. For printing on the patent front page, list</p> <p>(1) The names of up to 3 registered patent attorneys or agents OR, alternatively, _____ 1</p> <p>(2) The name of a single firm (having as a member a registered attorney or agent) and the names of up to 2 registered patent attorneys or agents. If no name is listed, no name will be printed. _____ 2</p> <p>_____ 3</p>
---	---

**3. ASSIGNEE NAME AND RESIDENCE DATA TO BE PRINTED ON THE PATENT (print or type)**

PLEASE NOTE: Unless an assignee is identified below, no assignee data will appear on the patent. If an assignee is identified below, the document has been filed for recordation as set forth in 37 CFR 3.11. Completion of this form is NOT a substitute for filing an assignment.

(A) NAME OF ASSIGNEE \_\_\_\_\_ (B) RESIDENCE: (CITY and STATE OR COUNTRY) \_\_\_\_\_

Please check the appropriate assignee category or categories (will not be printed on the patent) :  Individual  Corporation or other private group entity  Government

<p>4a. The following fee(s) are submitted:</p> <p><input type="checkbox"/> Issue Fee</p> <p><input type="checkbox"/> Publication Fee (No small entity discount permitted)</p> <p><input type="checkbox"/> Advance Order - # of Copies _____</p>	<p>4b. Payment of Fee(s): (<b>Please first reapply any previously paid issue fee shown above</b>)</p> <p><input type="checkbox"/> A check is enclosed.</p> <p><input type="checkbox"/> Payment by credit card. Form PTO-2038 is attached.</p> <p><input type="checkbox"/> The Director is hereby authorized to charge the required fee(s), any deficiency, or credits any overpayment, to Deposit Account Number _____ (enclose an extra copy of this form).</p>
---	--

**5. Change in Entity Status** (from status indicated above)

Applicant certifying micro entity status. See 37 CFR 1.29

Applicant asserting small entity status. See 37 CFR 1.27

Applicant changing to regular undiscounted fee status.

**NOTE:** Absent a valid certification of Micro Entity Status (see forms PTO/SB/15A and 15B), issue fee payment in the micro entity amount will not be accepted at the risk of application abandonment.

**NOTE:** If the application was previously under micro entity status, checking this box will be taken to be a notification of loss of entitlement to micro entity status.

**NOTE:** Checking this box will be taken to be a notification of loss of entitlement to small or micro entity status, as applicable.

**NOTE:** This form must be signed in accordance with 37 CFR 1.31 and 1.33. See 37 CFR 1.4 for signature requirements and certifications.

Authorized Signature \_\_\_\_\_ Date \_\_\_\_\_

Typed or printed name \_\_\_\_\_ Registration No. \_\_\_\_\_



UNITED STATES PATENT AND TRADEMARK OFFICE

UNITED STATES DEPARTMENT OF COMMERCE
United States Patent and Trademark Office
Address: COMMISSIONER FOR PATENTS
P.O. Box 1450
Alexandria, Virginia 22313-1450
www.uspto.gov

Table with 5 columns: APPLICATION NO., FILING DATE, FIRST NAMED INVENTOR, ATTORNEY DOCKET NO., CONFIRMATION NO.
Row 1: 13/592,199, 08/22/2012, Bryan Cupps, 067135-8001.US01, 5415
Row 2: 34055, 7590, 02/10/2014, PERKINS COIE LLP - LOS General, POST OFFICE BOX 1247, SEATTLE, WA 98111-1247

Table with 2 columns: EXAMINER, ART UNIT, PAPER NUMBER
Row 1: FRENEL, VANEL
Row 2: 3687

DATE MAILED: 02/10/2014

Determination of Patent Term Adjustment under 35 U.S.C. 154 (b)
(application filed on or after May 29, 2000)

The Patent Term Adjustment to date is 0 day(s). If the issue fee is paid on the date that is three months after the mailing date of this notice and the patent issues on the Tuesday before the date that is 28 weeks (six and a half months) after the mailing date of this notice, the Patent Term Adjustment will be 0 day(s).

If a Continued Prosecution Application (CPA) was filed in the above-identified application, the filing date that determines Patent Term Adjustment is the filing date of the most recent CPA.

Applicant will be able to obtain more detailed information by accessing the Patent Application Information Retrieval (PAIR) WEB site (http://pair.uspto.gov).

Any questions regarding the Patent Term Extension or Adjustment determination should be directed to the Office of Patent Legal Administration at (571)-272-7702. Questions relating to issue and publication fee payments should be directed to the Customer Service Center of the Office of Patent Publication at 1-(888)-786-0101 or (571)-272-4200.



## OMB Clearance and PRA Burden Statement for PTOL-85 Part B

The Paperwork Reduction Act (PRA) of 1995 requires Federal agencies to obtain Office of Management and Budget approval before requesting most types of information from the public. When OMB approves an agency request to collect information from the public, OMB (i) provides a valid OMB Control Number and expiration date for the agency to display on the instrument that will be used to collect the information and (ii) requires the agency to inform the public about the OMB Control Number's legal significance in accordance with 5 CFR 1320.5(b).

The information collected by PTOL-85 Part B is required by 37 CFR 1.311. The information is required to obtain or retain a benefit by the public which is to file (and by the USPTO to process) an application. Confidentiality is governed by 35 U.S.C. 122 and 37 CFR 1.14. This collection is estimated to take 12 minutes to complete, including gathering, preparing, and submitting the completed application form to the USPTO. Time will vary depending upon the individual case. Any comments on the amount of time you require to complete this form and/or suggestions for reducing this burden, should be sent to the Chief Information Officer, U.S. Patent and Trademark Office, U.S. Department of Commerce, P.O. Box 1450, Alexandria, Virginia 22313-1450. DO NOT SEND FEES OR COMPLETED FORMS TO THIS ADDRESS. SEND TO: Commissioner for Patents, P.O. Box 1450, Alexandria, Virginia 22313-1450. Under the Paperwork Reduction Act of 1995, no persons are required to respond to a collection of information unless it displays a valid OMB control number.

### Privacy Act Statement

**The Privacy Act of 1974 (P.L. 93-579)** requires that you be given certain information in connection with your submission of the attached form related to a patent application or patent. Accordingly, pursuant to the requirements of the Act, please be advised that: (1) the general authority for the collection of this information is 35 U.S.C. 2(b)(2); (2) furnishing of the information solicited is voluntary; and (3) the principal purpose for which the information is used by the U.S. Patent and Trademark Office is to process and/or examine your submission related to a patent application or patent. If you do not furnish the requested information, the U.S. Patent and Trademark Office may not be able to process and/or examine your submission, which may result in termination of proceedings or abandonment of the application or expiration of the patent.

The information provided by you in this form will be subject to the following routine uses:

1. The information on this form will be treated confidentially to the extent allowed under the Freedom of Information Act (5 U.S.C. 552) and the Privacy Act (5 U.S.C. 552a). Records from this system of records may be disclosed to the Department of Justice to determine whether disclosure of these records is required by the Freedom of Information Act.
2. A record from this system of records may be disclosed, as a routine use, in the course of presenting evidence to a court, magistrate, or administrative tribunal, including disclosures to opposing counsel in the course of settlement negotiations.
3. A record in this system of records may be disclosed, as a routine use, to a Member of Congress submitting a request involving an individual, to whom the record pertains, when the individual has requested assistance from the Member with respect to the subject matter of the record.
4. A record in this system of records may be disclosed, as a routine use, to a contractor of the Agency having need for the information in order to perform a contract. Recipients of information shall be required to comply with the requirements of the Privacy Act of 1974, as amended, pursuant to 5 U.S.C. 552a(m).
5. A record related to an International Application filed under the Patent Cooperation Treaty in this system of records may be disclosed, as a routine use, to the International Bureau of the World Intellectual Property Organization, pursuant to the Patent Cooperation Treaty.
6. A record in this system of records may be disclosed, as a routine use, to another federal agency for purposes of National Security review (35 U.S.C. 181) and for review pursuant to the Atomic Energy Act (42 U.S.C. 218(c)).
7. A record from this system of records may be disclosed, as a routine use, to the Administrator, General Services, or his/her designee, during an inspection of records conducted by GSA as part of that agency's responsibility to recommend improvements in records management practices and programs, under authority of 44 U.S.C. 2904 and 2906. Such disclosure shall be made in accordance with the GSA regulations governing inspection of records for this purpose, and any other relevant (i.e., GSA or Commerce) directive. Such disclosure shall not be used to make determinations about individuals.
8. A record from this system of records may be disclosed, as a routine use, to the public after either publication of the application pursuant to 35 U.S.C. 122(b) or issuance of a patent pursuant to 35 U.S.C. 151. Further, a record may be disclosed, subject to the limitations of 37 CFR 1.14, as a routine use, to the public if the record was filed in an application which became abandoned or in which the proceedings were terminated and which application is referenced by either a published application, an application open to public inspection or an issued patent.
9. A record from this system of records may be disclosed, as a routine use, to a Federal, State, or local law enforcement agency, if the USPTO becomes aware of a violation.

<b>Notice of Allowability</b>	<b>Application No.</b> 13/592,199	<b>Applicant(s)</b> CUPPS ET AL.	
	<b>Examiner</b> VANEL FRENEL	<b>Art Unit</b> 3687	<b>AIA (First Inventor to File) Status</b> No

**-- The MAILING DATE of this communication appears on the cover sheet with the correspondence address--**

All claims being allowable, PROSECUTION ON THE MERITS IS (OR REMAINS) CLOSED in this application. If not included herewith (or previously mailed), a Notice of Allowance (PTOL-85) or other appropriate communication will be mailed in due course. **THIS NOTICE OF ALLOWABILITY IS NOT A GRANT OF PATENT RIGHTS.** This application is subject to withdrawal from issue at the initiative of the Office or upon petition by the applicant. See 37 CFR 1.313 and MPEP 1308.

1.  This communication is responsive to 12/03/13Amendment.  
 A declaration(s)/affidavit(s) under **37 CFR 1.130(b)** was/were filed on \_\_\_\_\_.
2.  An election was made by the applicant in response to a restriction requirement set forth during the interview on \_\_\_\_\_; the restriction requirement and election have been incorporated into this action.
3.  The allowed claim(s) is/are 1-21. As a result of the allowed claim(s), you may be eligible to benefit from the **Patent Prosecution Highway** program at a participating intellectual property office for the corresponding application. For more information, please see [http://www.uspto.gov/patents/init\\_events/oph/index.jsp](http://www.uspto.gov/patents/init_events/oph/index.jsp) or send an inquiry to [PPHfeedback@uspto.gov](mailto:PPHfeedback@uspto.gov).
4.  Acknowledgment is made of a claim for foreign priority under 35 U.S.C. § 119(a)-(d) or (f).

**Certified copies:**

- a)  All    b)  Some    \*c)  None of the:
1.  Certified copies of the priority documents have been received.
  2.  Certified copies of the priority documents have been received in Application No. \_\_\_\_\_.
  3.  Copies of the certified copies of the priority documents have been received in this national stage application from the International Bureau (PCT Rule 17.2(a)).
- \* Certified copies not received: \_\_\_\_\_.

Applicant has THREE MONTHS FROM THE "MAILING DATE" of this communication to file a reply complying with the requirements noted below. Failure to timely comply will result in ABANDONMENT of this application.  
**THIS THREE-MONTH PERIOD IS NOT EXTENDABLE.**

5.  CORRECTED DRAWINGS ( as "replacement sheets") must be submitted.  
 including changes required by the attached Examiner's Amendment / Comment or in the Office action of Paper No./Mail Date \_\_\_\_\_.  
**Identifying indicia such as the application number (see 37 CFR 1.84(c)) should be written on the drawings in the front (not the back) of each sheet. Replacement sheet(s) should be labeled as such in the header according to 37 CFR 1.121(d).**
6.  DEPOSIT OF and/or INFORMATION about the deposit of BIOLOGICAL MATERIAL must be submitted. Note the attached Examiner's comment regarding REQUIREMENT FOR THE DEPOSIT OF BIOLOGICAL MATERIAL.

**Attachment(s)**

- |  |  |
|--|--|
| 1. <input type="checkbox"/> Notice of References Cited (PTO-892)   | 5. <input type="checkbox"/> Examiner's Amendment/Comment                             |
| 2. <input type="checkbox"/> Information Disclosure Statements (PTO/SB/08),<br>Paper No./Mail Date _____    | 6. <input checked="" type="checkbox"/> Examiner's Statement of Reasons for Allowance |
| 3. <input type="checkbox"/> Examiner's Comment Regarding Requirement for Deposit<br>of Biological Material | 7. <input type="checkbox"/> Other _____.   |
| 4. <input type="checkbox"/> Interview Summary (PTO-413),<br>Paper No./Mail Date _____.                     |  |

--	--

1. The present application is being examined under the pre-AIA first to invent provisions.

**DETAILED ACTION**

2. This communication is in response to the Amendment filed on 12/04/13. Claims 1, 9, 13 and 20-21 have been amended. Claims 1-21 are pending.

***Allowable Subject Matter***

3. Claims 1-21 are allowed. The following is an examiner's statement of reasons for allowance and in light of Applicant's Remarks filed on 12/03/13.

4. The drawings filed on 08/22/12 have been acknowledged and considered by the Examiner.

5. Any comments considered necessary by applicant must be submitted no later than the payment of the issue fee and, to avoid processing delays, should preferably accompany the issue fee. Such submissions should be clearly labeled "Comments on Statement of Reasons for Allowance."

***Conclusion***

Any inquiry concerning this communication or earlier communications from the examiner should be directed to VANEL FRENEL whose telephone number is (571)272-6769. The examiner can normally be reached on 6:30am-5:00pm.


Art Unit: 3687

If attempts to reach the examiner by telephone are unsuccessful, the examiner's supervisor, Matthew S. Gart can be reached on 571-272-3955. The fax phone number for the organization where this application or proceeding is assigned is 571-273-8300.

Information regarding the status of an application may be obtained from the Patent Application Information Retrieval (PAIR) system. Status information for published applications may be obtained from either Private PAIR or Public PAIR. Status information for unpublished applications is available through Private PAIR only. For more information about the PAIR system, see <http://pair-direct.uspto.gov>. Should you have questions on access to the Private PAIR system, contact the Electronic Business Center (EBC) at 866-217-9197 (toll-free). If you would like assistance from a USPTO Customer Service Representative or access to the automated information system, call 800-786-9199 (IN USA OR CANADA) or 571-272-1000.


/VANEL FRENEL/  
Primary Examiner, Art Unit 3687



<b>Issue Classification</b> 	<b>Application/Control No.</b> 13592199	<b>Applicant(s)/Patent Under Reexamination</b> CUPPS ET AL.
	<b>Examiner</b> VANEL FRENEL	<b>Art Unit</b> 3687


US ORIGINAL CLASSIFICATION					INTERNATIONAL CLASSIFICATION									
CLASS		SUBCLASS			CLAIMED				NON-CLAIMED					
705		15			G	0	6	Q	30 / 00 (2012.01.01)					
<b>CROSS REFERENCE(S)</b>														
CLASS	SUBCLASS (ONE SUBCLASS PER BLOCK)													
705	26.1	28												
715	821	823	798	701										
717	177													
709	203													

NONE		<b>Total Claims Allowed:</b>	
		21	
(Assistant Examiner)	(Date)	O.G. Print Claim(s)	O.G. Print Figure
/VANEL FRENEL/ Primary Examiner. Art Unit 3687	02/04/2014	1	2
(Primary Examiner)	(Date)		

<b>Issue Classification</b> 	<b>Application/Control No.</b> 13592199	<b>Applicant(s)/Patent Under Reexamination</b> CUPPS ET AL.
	<b>Examiner</b> VANEL FRENEL	<b>Art Unit</b> 3687

<input type="checkbox"/> <b>Claims renumbered in the same order as presented by applicant</b>																<input type="checkbox"/> <b>CPA</b>		<input type="checkbox"/> <b>T.D.</b>		<input type="checkbox"/> <b>R.1.47</b>	
Final	Original	Final	Original	Final	Original	Final	Original	Final	Original	Final	Original	Final	Original	Final	Original						
1	1	17	17																		
2	2	18	18																		
3	3	19	19																		
4	4	20	20																		
5	5	21	21																		
6	6																				
7	7																				
8	8																				
9	9																				
10	10																				
11	11																				
12	12																				
13	13																				
14	14																				
15	15																				
16	16																				

NONE		<b>Total Claims Allowed:</b>	
		21	
(Assistant Examiner)	(Date)	O.G. Print Claim(s)	O.G. Print Figure
/VANEL FRENEL/ Primary Examiner. Art Unit 3687	02/04/2014	1	2
(Primary Examiner)	(Date)		

<b>Search Notes</b>  	<b>Application/Control No.</b>  13592199	<b>Applicant(s)/Patent Under Reexamination</b>  CUPPS ET AL.
	<b>Examiner</b>  VANEL FRENEL	<b>Art Unit</b>  3687

CPC- SEARCHED		
Symbol	Date	Examiner

CPC COMBINATION SETS - SEARCHED		
Symbol	Date	Examiner

US CLASSIFICATION SEARCHED			
Class	Subclass	Date	Examiner
705	15, 26.1, 27.1	05/30/13	V.F
719	328	05/30/13	V.F
345	156	05/30/13	V.F
715	701, 764	05/30/13	V.F
235	381, 487	05/30/13	V.F

SEARCH NOTES		
Search Notes	Date	Examiner
Updated search performed	02/04/14	V.F

INTERFERENCE SEARCH			
US Class/ CPC Symbol	US Subclass / CPC Group	Date	Examiner
705	15, 26.1, 27.1	02/04/14	V.F
719	328	02/04/14	V.F
715	821, 823, 798, 701	02/04/14	V.F
709	203	02/04/14	V.F

--	--




**UNITED STATES PATENT AND TRADEMARK OFFICE**

UNITED STATES DEPARTMENT OF COMMERCE  
**United States Patent and Trademark Office**  
 Address: COMMISSIONER FOR PATENTS  
 P.O. Box 1450  
 Alexandria, Virginia 22313-1450  
 www.uspto.gov

**BIB DATA SHEET**
**CONFIRMATION NO. 5415**

SERIAL NUMBER	FILING or 371(c) DATE	CLASS	GROUP ART UNIT	ATTORNEY DOCKET NO.	
13/592,199	08/22/2012	705	3687	067135-8001.US01	
<b>APPLICANTS</b> <b>INVENTORS</b> Bryan Cupps, Bothell, WA; Tim Glass, Aptos, CA;					
<b>** CONTINUING DATA *****</b> This application is a CON of 09/282,645 03/31/1999 which is a CON of 08/976,793 11/24/1997 PAT 5991739					
<b>** FOREIGN APPLICATIONS *****</b>					
<b>** IF REQUIRED, FOREIGN FILING LICENSE GRANTED *** SMALL ENTITY **</b> 08/31/2012					
Foreign Priority claimed <input type="checkbox"/> Yes <input checked="" type="checkbox"/> No 35 USC 119(a-d) conditions met <input type="checkbox"/> Yes <input checked="" type="checkbox"/> No Verified and Acknowledged <u>/VANEL FRENEL/</u> Examiner's Signature	<input type="checkbox"/> Met after Allowance V.F. Initials	<b>STATE OR COUNTRY</b> WA	<b>SHEETS DRAWINGS</b> 20	<b>TOTAL CLAIMS</b> 21	<b>INDEPENDENT CLAIMS</b> 6
<b>ADDRESS</b> PERKINS COIE LLP - LOS General POST OFFICE BOX 1247 SEATTLE, WA 98111-1247 UNITED STATES					
<b>TITLE</b> INTERNET ONLINE ORDER METHOD AND APPARATUS					
<b>FILING FEE RECEIVED</b> 935	FEES: Authority has been given in Paper No. _____ to charge/credit DEPOSIT ACCOUNT No. _____ for following:		<input type="checkbox"/> All Fees		<input type="checkbox"/> 1.16 Fees (Filing)
			<input type="checkbox"/> 1.17 Fees (Processing Ext. of time)		<input type="checkbox"/> 1.18 Fees (Issue)
			<input type="checkbox"/> Other _____		<input type="checkbox"/> Credit


# WEST Search History for Application 13592199

Creation Date: 2014020413:27

## Prior Art Searches

Query	DB	Op.	Plur.	Thes.	Date
(transmit\$4 or transfer\$4) same (hospitality or restaurant or food or culinary or gastronomy or cuisine) same (menu\$3 or window\$3)	PGPB, USPT, USOC, EPAB, JPAB, DWPI, TDBD, FPRS	ADJ	YES		02-04-2014
((transmit\$4 or transfer\$4) same (hospitality or restaurant or food or culinary or gastronomy or cuisine) same (menu\$3 or window\$3) ) and configur\$5 same (application or software or program\$4) same (handheld or portable or laptop or pda or palmtop)	PGPB, USPT, USOC, EPAB, JPAB, DWPI, TDBD, FPRS	ADJ	YES		02-04-2014
((transmit\$4 or transfer\$4) same (hospitality or restaurant or food or culinary or gastronomy or cuisine) same (menu\$3 or window\$3) and configur\$5 same (application or software or program\$4) same (handheld or portable or laptop or pda or palmtop) ) and (electronic\$4 or automatic\$4 or automat\$4) same customiz\$4 same display\$4 same (layout or format\$4) same (wireless\$2 or remote\$2 or webpage or web-page) same server	PGPB, USPT, USOC, EPAB, JPAB, DWPI, TDBD, FPRS	ADJ	YES		02-04-2014
((transmit\$4 or transfer\$4) same (hospitality or restaurant or food or culinary or gastronomy or cuisine) same (menu\$3 or window\$3) and configur\$5 same (application or software or program\$4) same (handheld or portable or laptop or pda or palmtop) ) and (electronic\$4 or automatic\$4 or automat\$4) same customiz\$4 same display\$4 same (layout or format\$4)	PGPB, USPT, USOC, EPAB, JPAB, DWPI, TDBD, FPRS	ADJ	YES		02-04-2014
((transmit\$4 or transfer\$4) same (hospitality or restaurant or food or culinary or gastronomy or cuisine) same (menu\$3 or window\$3) and configur\$5 same (application or software or program\$4) same (handheld or portable or laptop or pda or palmtop)	PGPB, USPT, USOC, EPAB, JPAB,	ADJ	YES		02-04-2014

<p>and (electronic\$4 or automatic\$4 or automat\$4) same customiz\$4 same display\$4 same (layout or format\$4) ) and differ\$4 same (gui or graphic\$4 user interfac\$3) same screen\$3</p>	<p>DWPI, TDBD, FPRS</p>				
<p>((transmit\$4 or transfer\$4) same (hospitality or restaurant or food or culinary or gastronomy or cuisine) same (menu\$3 or window\$3) and configur\$5 same (application or software or program\$4) same (handheld or portable or laptop or pda or palmtop) and (electronic\$4 or automatic\$4 or automat\$4) same customiz\$4 same display\$4 same (layout or format\$4) and differ\$4 same (gui or graphic\$4 user interfac\$3) same screen\$3 ) and (705/15).ccls.</p>	<p>PGPB, USPT, USOC, EPAB, JPAB, DWPI, TDBD, FPRS</p>	<p>ADJ</p>	<p>YES</p>		<p>02-04-2014</p>

<b><i>Index of Claims</i></b>  	<b>Application/Control No.</b>  13592199	<b>Applicant(s)/Patent Under Reexamination</b>  CUPPS ET AL.
	<b>Examiner</b>  VANEL FRENEL	<b>Art Unit</b>  3687

✓	<b>Rejected</b>
=	<b>Allowed</b>

-	<b>Cancelled</b>
÷	<b>Restricted</b>

N	<b>Non-Elected</b>
I	<b>Interference</b>

A	<b>Appeal</b>
O	<b>Objected</b>

Claims renumbered in the same order as presented by applicant
  CPA
  T.D.
  R.1.47

CLAIM		DATE							
Final	Original	05/30/2013	01/27/2014						
	1	✓	=						
	2	✓	=						
	3	✓	=						
	4	✓	=						
	5	✓	=						
	6	✓	=						
	7	✓	=						
	8	✓	=						
	9	✓	=						
	10	✓	=						
	11	✓	=						
	12	✓	=						
	13	✓	=						
	14	✓	=						
	15	✓	=						
	16	✓	=						
	17	✓	=						
	18	✓	=						
	19	✓	=						
	20	✓	=						
	21	✓	=						

**PART B - FEE(S) TRANSMITTAL**

**Complete and send this form, together with applicable fee(s), to: Mail Mail Stop ISSUE FEE  
 Commissioner for Patents  
 P.O. Box 1450  
 Alexandria, Virginia 22313-1450  
 or Fax (571)-273-2885**

**INSTRUCTIONS:** This form should be used for transmitting the ISSUE FEE and PUBLICATION FEE (if required). Blocks 1 through 5 should be completed where appropriate. All further correspondence including the Patent, advance orders and notification of maintenance fees will be mailed to the current correspondence address as indicated unless corrected below or directed otherwise in Block 1, by (a) specifying a new correspondence address; and/or (b) indicating a separate "FEE ADDRESS" for maintenance fee notifications.

Note: A certificate of mailing can only be used for domestic mailings of the Fee(s) Transmittal. This certificate cannot be used for any other accompanying papers. Each additional paper, such as an assignment or formal drawing, must have its own certificate of mailing or transmission.

CURRENT CORRESPONDENCE ADDRESS (Note: Use Block 1 for any change of address)

34055 7590 02/10/2014  
**PERKINS COIE LLP - LOS General**  
 POST OFFICE BOX 1247  
 SEATTLE, WA 98111-1247

**Certificate of Mailing or Transmission**

I hereby certify that this Fee(s) Transmittal is being deposited with the United States Postal Service with sufficient postage for first class mail in an envelope addressed to the Mail Stop ISSUE FEE address above, or being facsimile transmitted to the USPTO (571) 273-2885, on the date indicated below.

(Depositor's name)
(Signature)
(Date)

APPLICATION NO.	FILING DATE	FIRST NAMED INVENTOR	ATTORNEY DOCKET NO.	CONFIRMATION NO.
13/592,199	08/22/2012	Bryan Cupps	067135-8001.US01	5415

TITLE OF INVENTION: INTERNET ONLINE ORDER METHOD AND APPARATUS

APPLN. TYPE	ENTITY STATUS	ISSUE FEE DUE	PUBLICATION FEE DUE	PREV. PAID ISSUE FEE	TOTAL FEE(S) DUE	DATE DUE
nonprovisional	<del>SMALL</del> UNDISCOUNTED	<del>\$486</del> \$960	\$0	\$0	\$480	05/12/2014

EXAMINER	ART UNIT	CLASS-SUBCLASS
FRENEL, VANEL	3687	705-015000

<p>1. Change of correspondence address or indication of "Fee Address" (37 CFR 1.363).</p> <p><input type="checkbox"/> Change of correspondence address (or Change of Correspondence Address form PTO/SB/122) attached.</p> <p><input type="checkbox"/> "Fee Address" indication (or "Fee Address" Indication form PTO/SB/47; Rev 03-02 or more recent) attached. <b>Use of a Customer Number is required.</b></p>	<p>2. For printing on the patent front page, list</p> <p>(1) The names of up to 3 registered patent attorneys or agents OR, alternatively,</p> <p>(2) The name of a single firm (having as a member a registered attorney or agent) and the names of up to 2 registered patent attorneys or agents. If no name is listed, no name will be printed.</p> <p>1 <u>Perkins Coie LLP</u></p> <p>2 _____</p> <p>3 _____</p>
---	---

**3. ASSIGNEE NAME AND RESIDENCE DATA TO BE PRINTED ON THE PATENT (print or type)**

PLEASE NOTE: Unless an assignee is identified below, no assignee data will appear on the patent. If an assignee is identified below, the document has been filed for recordation as set forth in 37 CFR 3.11. Completion of this form is NOT a substitute for filing an assignment.

(A) NAME OF ASSIGNEE IPDEV CO. (B) RESIDENCE: (CITY and STATE OR COUNTRY) Chicago, IL

Please check the appropriate assignee category or categories (will not be printed on the patent) :  Individual  Corporation or other private group entity  Government

<p>4a. The following fee(s) are submitted:</p> <p><input checked="" type="checkbox"/> Issue Fee</p> <p><input type="checkbox"/> Publication Fee (No small entity discount permitted)</p> <p><input type="checkbox"/> Advance Order - # of Copies _____</p>	<p>4b. Payment of Fee(s): (<b>Please first reapply any previously paid issue fee shown above</b>)</p> <p><input type="checkbox"/> A check is enclosed.</p> <p><input type="checkbox"/> Payment by credit card. Form PTO-2038 is attached.</p> <p><input checked="" type="checkbox"/> The Director is hereby authorized to charge the required fee(s), any deficiency, or credits any overpayment, to Deposit Account Number <u>502586</u> (enclose an extra copy of this form).</p>
--	---

5. **Change in Entity Status** (from status indicated above)

Applicant certifying micro entity status. See 37 CFR 1.29

Applicant asserting small entity status. See 37 CFR 1.27

Applicant changing to regular undiscouted fee status.

NOTE: Absent a valid certification of Micro Entity Status (see forms PTO/SB/15A and 15B), issue fee payment in the micro entity amount will not be accepted at the risk of application abandonment.

NOTE: If the application was previously under micro entity status, checking this box will be taken to be a notification of loss of entitlement to micro entity status.

NOTE: Checking this box will be taken to be a notification of loss of entitlement to small or micro entity status, as applicable.

NOTE: This form must be signed in accordance with 37 CFR 1.31 and 1.33. See 37 CFR 1.4 for signature requirements and certifications.

Authorized Signature / Joseph P. HAMILTON / Date April 16, 2014

Typed or printed name Joseph P. Hamilton Registration No. 51,770

**IN THE UNITED STATES PATENT AND TRADEMARK OFFICE**

---

In re Patent Application of:  
Bryan Cupps et al.

Application No.: 13/592,199

Confirmation No.: 5415

Filed: August 22, 2012

Art Unit: 3687

For: INTERNET ONLINE ORDER METHOD AND  
APPARATUS

---

Examiner: Vanel Frenel

**NOTIFICATION OF LOSS OF ENTITLEMENT TO SMALL ENTITY STATUS – 37 CFR  
1.28(c)**

Commissioner for Patents  
P.O. Box 1450  
Alexandria, VA 22313-1450

Sir:

Dear Commissioner:

***Establishment of Small Entity Status***

On August 22, 2012 small entity status was established in this application.

***Payment of Fees as Small Entity***

The Utility filing, search, exam, and extra claim fees were paid on August 22, 2012. A three-month extension fee was paid on December 4, 2013.

***Error***

Small entity status was established in this application in error.

***Amount of Deficiency***

Payment for the sum of the deficiency between the amount of fees paid and the amount due is enclosed. The fees being paid are itemized below:

Fee Description	Fee Date	Actual Fee Due	-	Amount Paid (Small Entity)	=	Deficiency Being Paid
Utility filing fee	22-Aug-2012	\$280.00		\$95.00		\$185.00
Utility search fee	22-Aug-2012	\$600.00		\$310.00		\$290.00
Utility exam fee	22-Aug-2012	\$720.00		\$125.00		\$595.00
Claims in excess of 20 (1)	22-Aug-2012	\$80.00		\$30.00		\$50.00
Independent claims in excess of 3 (3)	22-Aug-2012	\$1260.00		\$375.00		\$885.00
Extension fee	04-Dec-2013	\$1400.00		\$700.00		\$700.00
<b>TOTAL FEES PAID</b>		<b>\$4340.00</b>		<b>\$1635.00</b>		<b>\$2705.00</b>

***Payment of Fees***

The amount of the deficiency (\$2705.00) is paid herewith. The Commissioner is hereby authorized to charge Deposit Account No. 50-2586 for any further deficiency or overpayment.

***Further Status as Small Entity***

Status as a small entity is hereby withdrawn.

Dated: April 16, 2014

Respectfully submitted,

**Correspondence Address:**

Customer No. 34055  
Perkins Coie LLP  
Patent - LA  
P.O. Box 1208  
Seattle, WA 98111-1208  
Phone: (310) 788-3348  
Fax: (206) 332-7198

Perkins Coie LLP

By:  / Joseph P. Hamilton /  
Joseph P. Hamilton  
Reg. No, 51,770

## Electronic Patent Application Fee Transmittal

<b>Application Number:</b>	13592199
<b>Filing Date:</b>	22-Aug-2012
<b>Title of Invention:</b>	INTERNET ONLINE ORDER METHOD AND APPARATUS
<b>First Named Inventor/Applicant Name:</b>	Bryan Cupps
<b>Filer:</b>	Joseph P. Hamilton/Amy Caneloro
<b>Attorney Docket Number:</b>	067135-8001.US01

Filed as Large Entity

### Utility under 35 USC 111(a) Filing Fees

Description	Fee Code	Quantity	Amount	Sub-Total in USD(\$)
<b>Basic Filing:</b>				
<b>Pages:</b>				
<b>Claims:</b>				
<b>Miscellaneous-Filing:</b>				
<b>Petition:</b>				
<b>Patent-Appeals-and-Interference:</b>				
<b>Post-Allowance-and-Post-Issuance:</b>				
Utility Appl Issue Fee	1501	1	960	960

**Extension-of-Time:**



Description	Fee Code	Quantity	Amount	Sub-Total in USD(\$)
Extension - 5 months with \$295 paid	1255	1	2705	2705
<b>Miscellaneous:</b>				
<b>Total in USD (\$)</b>				<b>3665</b>

## Electronic Acknowledgement Receipt

<b>EFS ID:</b>	18778861
<b>Application Number:</b>	13592199
<b>International Application Number:</b>	
<b>Confirmation Number:</b>	5415
<b>Title of Invention:</b>	INTERNET ONLINE ORDER METHOD AND APPARATUS
<b>First Named Inventor/Applicant Name:</b>	Bryan Cupps
<b>Customer Number:</b>	34055
<b>Filer:</b>	Joseph P. Hamilton/Amy Candeloro
<b>Filer Authorized By:</b>	Joseph P. Hamilton
<b>Attorney Docket Number:</b>	067135-8001.US01
<b>Receipt Date:</b>	16-APR-2014
<b>Filing Date:</b>	22-AUG-2012
<b>Time Stamp:</b>	14:15:54
<b>Application Type:</b>	Utility under 35 USC 111(a)

### Payment information:

Submitted with Payment	yes
Payment Type	Credit Card
Payment was successfully received in RAM	\$3665
RAM confirmation Number	447
Deposit Account	502586
Authorized User	CANDELORO, AMY S.

The Director of the USPTO is hereby authorized to charge indicated fees and credit any overpayment as follows:

Charge any Additional Fees required under 37 C.F.R. Section 1.17 (Patent application and reexamination processing fees)

<b>File Listing:</b>					
<b>Document Number</b>	<b>Document Description</b>	<b>File Name</b>	<b>File Size(Bytes)/ Message Digest</b>	<b>Multi Part /.zip</b>	<b>Pages (if appl.)</b>
1	Issue Fee Payment (PTO-85B)	2014-04-16_IssueFee_671358001US1.pdf	996918 8d2a921bf1671f0680572d1446c7d7a2d248b9c2	no	1
<b>Warnings:</b>					
<b>Information:</b>					
2	Notification of loss of entitlement to small entity status	2014-04-16_Loss_Small_Entity_671358001US1.pdf	101401 035b5013562cee7aa93da2c12ab4b9ca9df3d33c	no	2
<b>Warnings:</b>					
<b>Information:</b>					
3	Fee Worksheet (SB06)	fee-info.pdf	32012 f45b32dad299d9eb52f42644b3202d0330b144f4	no	2
<b>Warnings:</b>					
<b>Information:</b>					
<b>Total Files Size (in bytes):</b>			1130331		
<p><b>This Acknowledgement Receipt evidences receipt on the noted date by the USPTO of the indicated documents, characterized by the applicant, and including page counts, where applicable. It serves as evidence of receipt similar to a Post Card, as described in MPEP 503.</b></p> <p><b><u>New Applications Under 35 U.S.C. 111</u></b>  <b>If a new application is being filed and the application includes the necessary components for a filing date (see 37 CFR 1.53(b)-(d) and MPEP 506), a Filing Receipt (37 CFR 1.54) will be issued in due course and the date shown on this Acknowledgement Receipt will establish the filing date of the application.</b></p> <p><b><u>National Stage of an International Application under 35 U.S.C. 371</u></b>  <b>If a timely submission to enter the national stage of an international application is compliant with the conditions of 35 U.S.C. 371 and other applicable requirements a Form PCT/DO/EO/903 indicating acceptance of the application as a national stage submission under 35 U.S.C. 371 will be issued in addition to the Filing Receipt, in due course.</b></p> <p><b><u>New International Application Filed with the USPTO as a Receiving Office</u></b>  <b>If a new international application is being filed and the international application includes the necessary components for an international filing date (see PCT Article 11 and MPEP 1810), a Notification of the International Application Number and of the International Filing Date (Form PCT/RO/105) will be issued in due course, subject to prescriptions concerning national security, and the date shown on this Acknowledgement Receipt will establish the international filing date of the application.</b></p>					



APPLICATION NO.	ISSUE DATE	PATENT NO.	ATTORNEY DOCKET NO.	CONFIRMATION NO.
13/592,199	05/27/2014	8738449	067135-8001.US01	5415

34055 7590 05/07/2014  
PERKINS COIE LLP - LOS General  
POST OFFICE BOX 1247  
SEATTLE, WA 98111-1247

### ISSUE NOTIFICATION

The projected patent number and issue date are specified above.

#### **Determination of Patent Term Adjustment under 35 U.S.C. 154 (b)** (application filed on or after May 29, 2000)

The Patent Term Adjustment is 0 day(s). Any patent to issue from the above-identified application will include an indication of the adjustment on the front page.

If a Continued Prosecution Application (CPA) was filed in the above-identified application, the filing date that determines Patent Term Adjustment is the filing date of the most recent CPA.

Applicant will be able to obtain more detailed information by accessing the Patent Application Information Retrieval (PAIR) WEB site (<http://pair.uspto.gov>).

Any questions regarding the Patent Term Extension or Adjustment determination should be directed to the Office of Patent Legal Administration at (571)-272-7702. Questions relating to issue and publication fee payments should be directed to the Application Assistance Unit (AAU) of the Office of Data Management (ODM) at (571)-272-4200.

APPLICANT(s) (Please see PAIR WEB site <http://pair.uspto.gov> for additional applicants):

Bryan Cupps, Bothell, WA;  
Tim Glass, Aptos, CA;

The United States represents the largest, most dynamic marketplace in the world and is an unparalleled location for business investment, innovation, and commercialization of new technologies. The USA offers tremendous resources and advantages for those who invest and manufacture goods here. Through SelectUSA, our nation works to encourage and facilitate business investment. To learn more about why the USA is the best country in the world to develop technology, manufacture products, and grow your business, visit [SelectUSA.gov](http://SelectUSA.gov).

To:	Mail Stop 8 Director of the U.S. Patent and Trademark Office P.O. Box 1450 Alexandria, VA 22313-1450	<b>REPORT ON THE                  FILING OR DETERMINATION OF AN                  ACTION REGARDING A PATENT OR                  TRADEMARK</b>
-----	---	--

In Compliance with 35 U.S.C. § 290 and/or 15 U.S.C. § 1116 you are hereby advised that a court action has been filed in the U.S. District Court Southern District of California on the following:  X  Patents or   Trademarks:

<b>DOCKET NO.</b>	<b>DATE FILED</b>	US District Court Southern District of California
3:14-cv-01303-GPC-JLB	5/27/14	San Diego, CA
<b>PLAINTIFF</b>		<b>DEFENDANT</b>
IPDEV Co.		Ameranth, Inc.
<b>PATENT OR TRADEMARK NO.</b>	<b>PATENT OR TRADEMARK NO.</b>	<b>PATENT OR TRADEMARK NO.</b>
1. 8,738,449	6.	11.
2. 5,991,739	7.	12.
3. 6,384,850	8.	13.
4. 6,871,325	9.	14.
5. 8,146,077	10.	15.

In the above-entitled case, the following patent(s)/ trademark(s) have been included:

DATE INCLUDED	INCLUDED BY	
	___ Amendment ___ Answer ___ Cross Bill ___ Other Pleading ___	
<b>PATENT OR TRADEMARK NO.</b>	<b>PATENT OR TRADEMARK NO.</b>	<b>PATENT OR TRADEMARK NO.</b>
1.	6.	11.
2.	7.	12.
3.	8.	13.
4.	9.	14.
5.	10.	15.

In the above-entitled case, the following decision has been rendered or judgment issued:

DECISION/JUDGMENT
-------------------

CLERK	(BY) DEPUTY CLERK	DATE
John Morrill, Clerk of Court		