

# Owner's Manual

---

9357106  
Issue 1.1 US

Nokia is a registered trademark of Nokia Corporation, Finland.

©1995-1997 Nokia Mobile Phones Ltd. All rights reserved.

Nokia Mobile Phones operates a policy of continuous improvement. Therefore, we reserve the right to make changes and improvements to any of the products described in this guide without prior notice.

Nokia Mobile Phones is not responsible for any loss of data, income or any consequential damage howsoever caused.

Geoworks® application software and GEOS® operating system software copyright © 1990-1996 Geoworks. All rights reserved. United States Patent 5,327,529.

Hardware and software floating point math library copyright © 1984-1991 Dimensions Research, Inc.

ROM-DOS operating system software copyright © 1989-1993 Datalight, Inc.

This product includes software developed by the University of California, Berkeley and its contributors. Copyright 1979, 1980, 1983, 1986, 1988, 1989, 1991, 1992, 1993, 1994 The Regents of the University of California. All rights reserved. The software is provided by The Regents and contributors "as is" and any express or implied warranties, including, but not limited to, the implied warranties of merchantability and fitness for a particular purpose are disclaimed. In no event shall The Regents or contributors be liable for any direct, indirect, incidental, special, exemplary, or consequential damages (including, but not limited to, procurement of substitute goods or services; loss of use, data, or profits; or business interruption) however caused and on any theory of liability, whether in contract, strict liability, or tort (including negligence or otherwise) arising in any way out of the use of this software, even if advised of the possibility of such damage.

The GEOS® software of this product includes Nimbus Q from Digital Typeface Corp. and typefaces from URW, GmbH.

This device contains Embedded BIOS(TM) software Copyright 1995 General Software, Inc. Embedded BIOS and General Software are trademarks of General Software, Inc.

This device contains TrueFFS(R) Flash File System software Copyright 1995 M-Systems Flash Disk Pioneers Ltd. TrueFFS is a registered trademark of M-Systems Flash Disk Pioneers Ltd., and the TrueFFS(R) Flash File System software is protected by US Patent No. 5,404,485.

Class 1 fax drivers copyright © 1992-1995 Global Village Communication, Inc.

HP Database Engine Version 1.0 copyright © Hewlett-Packard Company 1994. All rights reserved.

The PPP software is copyright © 1991, 1992, 1993, 1994 Morning Star Technologies, all rights reserved. It contains software developed at Carnegie Mellon University, which is copyright © 1989 Carnegie Mellon University, all rights reserved. It contains software developed at the University of California, Berkeley, which is copyright © 1989 Regents of the University of California, all rights reserved. It contains software that is copyright © 1990, RSA Data Security, Inc., all rights reserved.

C-client Internet mail routines original version copyright 1988 by the Leland Stanford Junior University, copyright 1995 by the University of Washington. The University of Washington and the Leland Stanford Junior University disclaim all warranties, express or implied, with regard to this software, including without limitation all implied warranties of merchantability and fitness for a particular purpose, and in no event shall the University of Washington or the Leland Stanford Junior University be liable for any special, indirect or consequential damages or any damages whatsoever resulting from loss of use, data or profits, whether in an action of contract, tort (including negligence) or strict liability, arising out of or in connection with the use or performance of this software.

This product includes software based in part on the work of the independent JPEG group.

CellularWare is a trademark of Nokia Mobile Phones.

AT is a trademark of Hayes Microcomputer Products, Inc.

Hayes is a registered trademark of Hayes Microcomputer Products, Inc.

Microsoft and MS-DOS are registered trademarks and Windows is a trademark of Microsoft corporation.

Geoworks® and GEOS® are Registered Trademarks of Geoworks, and GeoDOS is a Trademark of Geoworks in the United States of America and other countries.



The products described in this manual conform to the European Council directives EMC Directive (89/336/EEC) and TTE Directive (91/263/EEC).

9357106

Issue 1.1 US



**FOR YOUR SAFETY** Read these simple guidelines. Breaking the rules may be dangerous or illegal. More details are included in Chapter 16 "Important safety information" on page 16-1.



**ROAD SAFETY COMES FIRST** Don't use the communicator while driving; park!



**SWITCH OFF IN HOSPITALS** Follow any regulations or rules. Switch off near medical equipment.



**USE SENSIBLY** Use only in the normal position (to ear). Don't touch the antenna unnecessarily.






**SWITCH OFF WHEN REFUELING** Don't use the phone interface at a refueling point.



**SWITCH OFF NEAR BLASTING** Always follow special regulations. Don't use near chemicals, fuel, etc.



**MAKING CALLS VIA THE PHONE INTERFACE** Close the cover and switch on the phone interface. Enter the phone number, including the area code, then press . To end a call press . To answer a call press .



**SWITCH OFF PHONE INTERFACE IN AIRCRAFT** Mobile phones can cause interference. Using them in an aircraft is illegal.






**QUALIFIED SERVICE FACILITY** Only qualified service personnel should repair or install equipment. Use only approved accessories and batteries.



**INTERFERENCE** All mobile phones may get interference which could affect performance.



**EMERGENCY CALLS** Close the device cover. If the phone interface is not on, switch it on (press the  key). Hold  briefly to clear the display. Enter the emergency number, then press . Give your location and mobile number. Do not end the call until told to do so.



**MAKE BACKUP COPIES** Remember to make backup copies of all important data.



**INFRARED PRECAUTIONS** Do not point the IR beam at anyone's eye or allow it to interfere with other IR devices.



**CONNECTING TO OTHER DEVICES** When connecting the communicator to any other device, read its user's guide for detailed safety instructions. Do not connect incompatible products.

# Table of contents

---

|                                   |            |
|-----------------------------------|------------|
| <b>1. Introduction</b> .....      | <b>1-1</b> |
| Things to remember .....          | 1-2        |
| <b>2. Getting started</b> .....   | <b>2-1</b> |
| First start-up .....              | 2-1        |
| SIM card .....                    | 2-2        |
| Connectors .....                  | 2-4        |
| Battery .....                     | 2-5        |
| Communicator interface .....      | 2-7        |
| Communicator applications .....   | 2-9        |
| Indicators .....                  | 2-10       |
| Special features .....            | 2-12       |
| Useful settings information ..... | 2-15       |
| <b>3. Contacts</b> .....          | <b>3-1</b> |
| Contacts settings .....           | 3-1        |
| Contact cards .....               | 3-2        |
| Records .....                     | 3-4        |
| <b>4. Telephone</b> .....         | <b>4-1</b> |
| Telephone settings .....          | 4-1        |
| Making a call .....               | 4-4        |
| Conference call .....             | 4-7        |
| <b>5. Fax</b> .....               | <b>5-1</b> |
| Fax settings .....                | 5-1        |
| Sending faxes .....               | 5-3        |
| Received faxes .....              | 5-5        |
| <b>6. Short messages</b> .....    | <b>6-1</b> |
| SMS settings .....                | 6-2        |
| Sending messages .....            | 6-3        |
| Received messages .....           | 6-5        |
| Business cards .....              | 6-6        |
| <b>7. Internet</b> .....          | <b>7-1</b> |

|                                   |             |
|-----------------------------------|-------------|
| <b>Internet glossary</b> .....    | <b>7-2</b>  |
| <b>Internet settings</b> .....    | <b>7-3</b>  |
| <b>E-mail</b> .....               | <b>7-5</b>  |
| E-mail settings .....             | 7-5         |
| Sending e-mail .....              | 7-6         |
| Receiving e-mail .....            | 7-9         |
| <b>World Wide Web</b> .....       | <b>7-11</b> |
| WWW settings .....                | 7-11        |
| Hotlist .....                     | 7-12        |
| Connecting to WWW .....           | 7-13        |
| <b>Telnet</b> .....               | <b>7-16</b> |
| Define Telnet connections .....   | 7-16        |
| <b>Terminal</b> .....             | <b>7-18</b> |
| Define Terminal connections ..... | 7-18        |
| <b>8. Notes</b> .....             | <b>8-1</b>  |
| Notes settings .....              | 8-1         |
| Sending documents .....           | 8-3         |
| Printing documents .....          | 8-4         |
| <b>9. Calendar</b> .....          | <b>9-1</b>  |
| Calendar settings .....           | 9-1         |
| Monthly schedule .....            | 9-1         |
| Daily schedule .....              | 9-2         |
| Weekly schedule .....             | 9-4         |
| Calendar booking .....            | 9-5         |
| To-do list .....                  | 9-6         |
| <b>10. System</b> .....           | <b>10-1</b> |
| System settings .....             | 10-1        |
| Security .....                    | 10-2        |
| User data .....                   | 10-5        |
| Fax modem .....                   | 10-5        |
| Connecting to a PC .....          | 10-6        |
| File transfer .....               | 10-7        |
| Install/Remove software .....     | 10-8        |
| Backup/Restore .....              | 10-9        |
| Import/Export contacts .....      | 10-9        |
| Import/Export calendar data ..... | 10-10       |
| Data removal .....                | 10-10       |

# Explore Litigation Insights

Docket Alarm provides insights to develop a more informed litigation strategy and the peace of mind of knowing you're on top of things.

## Real-Time Litigation Alerts



Keep your litigation team up-to-date with **real-time alerts** and advanced team management tools built for the enterprise, all while greatly reducing PACER spend.

Our comprehensive service means we can handle Federal, State, and Administrative courts across the country.

## Advanced Docket Research



With over 230 million records, Docket Alarm's cloud-native docket research platform finds what other services can't. Coverage includes Federal, State, plus PTAB, TTAB, ITC and NLRB decisions, all in one place.

Identify arguments that have been successful in the past with full text, pinpoint searching. Link to case law cited within any court document via Fastcase.

## Analytics At Your Fingertips



Learn what happened the last time a particular judge, opposing counsel or company faced cases similar to yours.

Advanced out-of-the-box PTAB and TTAB analytics are always at your fingertips.

## API

Docket Alarm offers a powerful API (application programming interface) to developers that want to integrate case filings into their apps.

## LAW FIRMS

Build custom dashboards for your attorneys and clients with live data direct from the court.

Automate many repetitive legal tasks like conflict checks, document management, and marketing.

## FINANCIAL INSTITUTIONS

Litigation and bankruptcy checks for companies and debtors.

## E-DISCOVERY AND LEGAL VENDORS

Sync your system to PACER to automate legal marketing.