



US007533056B2

(12) **United States Patent**
Friesen et al.

(10) **Patent No.:** **US 7,533,056 B2**
(45) **Date of Patent:** ***May 12, 2009**

(54) **USER INTERFACE FOR AN ELECTRONIC TRADING SYSTEM**

FOREIGN PATENT DOCUMENTS

EP 0 388 162 A2 * 3/1990

(75) Inventors: **Richard W. Friesen**, Fairfax, CA (US);
Peter C. Hart, San Rafael, CA (US)

(Continued)

(73) Assignee: **Trading Technologies International, Inc.**, Chicago, IL (US)

OTHER PUBLICATIONS

Cats Traders' Manual, Toronto Stock Exchange, Sep. 30, 1977.

(*) Notice: Subject to any disclaimer, the term of this patent is extended or adjusted under 35 U.S.C. 154(b) by 0 days.

(Continued)

This patent is subject to a terminal disclaimer.

Primary Examiner—James P Trammell
Assistant Examiner—Daniel L Greene
(74) *Attorney, Agent, or Firm*—McDonnell Boehnen Hulbert & Berghoff LLP

(57) **ABSTRACT**

(21) Appl. No.: **11/417,544**

A user interface for an electronic trading exchange is provided which allows a remote trader to view in real time bid orders, offer orders, and trades for an item, and optionally one or more sources of contextual data. Individual traders place orders on remote client terminals, and this information is routed to a transaction server. The transaction server receives order information from the remote terminals, matches a bid for an item to an offer for an item responsive to the bid corresponding with the offer, and communicates outstanding bid and offer information, and additional information (such as trades and contextual data) back to the client terminals. Each client terminal displays all of the outstanding bids and offers for an item, allowing the trader to view trends in orders for an item. A priority view is provided in which orders are displayed as tokens at locations corresponding to the values of the orders. The size of the tokens reflects the quantity of the orders. An alternate view positions order icons at a location which reflects the value and quantity of the order. Additionally, contextual data for the item is also displayed to allow the trader to consider as much information as possible while making transaction decisions. A pit panel view is also provided in which traders connected to the pit are represented by icons, and are displayed corresponding to an activity level of the trader.

(22) Filed: **May 3, 2006**

(65) **Prior Publication Data**

US 2006/0265318 A1 Nov. 23, 2006

Related U.S. Application Data

(63) Continuation of application No. 09/289,550, filed on Apr. 9, 1999, now Pat. No. 7,212,999.

(51) **Int. Cl.**
G06Q 40/00 (2006.01)

(52) **U.S. Cl.** **705/37; 705/35; 345/440.2**

(58) **Field of Classification Search** **705/35, 705/37; 345/440.2**

See application file for complete search history.

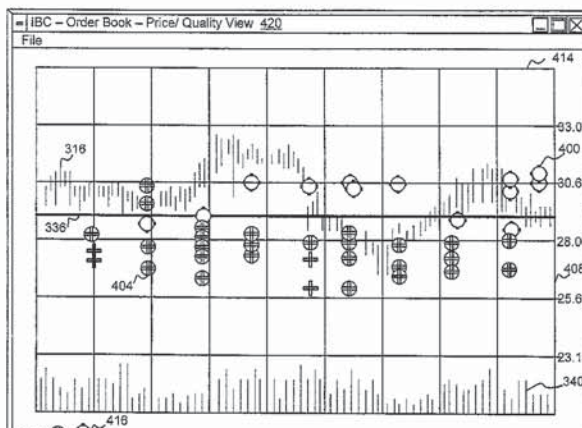
(56) **References Cited**

U.S. PATENT DOCUMENTS

4,674,044 A 6/1987 Kalmus et al. 364/408

(Continued)

15 Claims, 11 Drawing Sheets



U.S. PATENT DOCUMENTS

4,750,135	A	6/1988	Boilen	
4,799,156	A	1/1989	Shavit et al.	364/401
4,823,265	A	4/1989	Nelson	
4,903,201	A	2/1990	Wagner	
5,038,284	A	8/1991	Kramer	
5,077,665	A	12/1991	Silverman et al.	
5,101,353	A	3/1992	Lupien et al.	
5,270,922	A	12/1993	Higgins	
5,297,031	A	3/1994	Gutterman et al.	364/408
5,297,032	A	3/1994	Trojan et al.	364/408
5,375,055	A	12/1994	Togher et al.	364/408
5,619,631	A	4/1997	Schott	
5,689,651	A	11/1997	Lozman	395/237
5,774,877	A	6/1998	Patterson, Jr. et al.	
5,793,301	A	8/1998	Patterson, Jr. et al.	
5,797,002	A	8/1998	Patterson, Jr. et al.	
5,845,266	A	12/1998	Lupien et al.	
5,915,245	A	6/1999	Patterson, Jr. et al.	
5,924,082	A	7/1999	Silverman et al.	
5,924,083	A	7/1999	Silverman et al.	
5,946,667	A	8/1999	Tull, Jr. et al.	
5,963,923	A	10/1999	Garber	
5,966,139	A *	10/1999	Anupam et al.	345/440
6,012,046	A	1/2000	Lupien et al.	
6,014,643	A	1/2000	Minton	
6,035,287	A	3/2000	Stallaert et al.	
6,098,051	A	8/2000	Lupien et al.	
6,131,087	A	10/2000	Luke et al.	
6,134,535	A	10/2000	Belzberg	
6,188,403	B1	2/2001	Sacedoti et al.	
6,195,647	B1	2/2001	Martyn et al.	
6,211,873	B1	4/2001	Moyer	
6,282,521	B1	8/2001	Howorka	
6,408,282	B1	6/2002	Buist	
6,418,419	B1	7/2002	Nieboer et al.	
6,766,304	B2	7/2004	Kemp	
6,772,132	B1	8/2004	Kemp	
6,993,504	B1	1/2006	Friesen	
7,212,999	B2	5/2007	Friesen	
2001/0034696	A1	10/2001	McIntyre	
2001/0039527	A1	11/2001	Ordish et al.	
2002/0023038	A1	2/2002	Fritsch et al.	
2002/0130868	A1	9/2002	Smith	
2002/0178096	A1	11/2002	Marshall	
2003/0009411	A1	1/2003	Ram et al.	
2004/0099933	A1	5/2004	Kimura	
2005/0125328	A1	6/2005	Schluetter	
2005/0256799	A1	11/2005	Warsaw et al.	
2006/0010066	A1	1/2006	Rosenthal et al.	
2006/0020538	A1	1/2006	Ram	
2006/0059083	A1	3/2006	Friesen	
2006/0259405	A1	11/2006	Friesen	
2006/0259410	A1	11/2006	Friesen	
2006/0259413	A1	11/2006	Friesen	
2006/0265315	A1	11/2006	Friesen	
2006/0265319	A1	11/2006	Friesen	

FOREIGN PATENT DOCUMENTS

WO	WO 92/12488	7/1992
WO	WO 95/26005 A1	9/1995
WO	WO 00/52619 A1	9/2000
WO	WO 01/75733	11/2001

OTHER PUBLICATIONS

Market Watch, Trading Screen. date not available.

Java Island, copyright 1999 (printed from <http://www.isld.com> on Jun. 11, 1999).

Search Report for PCT/US 00/09369.

Kharouf, Jim and Carla Cavaletti; "A Trading Room With A View"; Futures; Nov. 1998; 6 pages. www.futuresmag.com.

USPTO Presentation regarding The Nasdaq Stock Market, Inc.; dated Nov. 8, 2001; 15 pages.

Yahoo! Finance—Option Chain SUNW; 2 pages.

APT Brochure, LIFFE Exchange, circa 1990*.

Trading Screen, INTEX of Bermuda, circa 1984*.

Weber, Information Technology in the Major International Financial Markets, Apr. 7, 1993.

Trading Screen, TIFFE Exchange, circa 1989-1990*.

Trading Screen, MEFF Exchange, circa 1990*.

Cavaletti, Order Routing Article, Futures Magazine, Feb. 1997.

Aurora Article, CBOT, circa 1989*.

One Click Trading Options, Trading Technologies, circa 1998.

Trading Screen, SWX Exchange, circa 1990*.

Expanding futures and options trading around the world, around the clock, Globex, circa 1989*.

Hansell, The computer that ate Chicago, Institutional Investor, Feb. 1989.

Globex Report: An update on the CME Global electronic exchange, Feb. 10, 1989.

NYMEX Access Documents, New York Mercantile Exchange, Feb. 28, 1992.

Grummer, Peake, Sellers, Preliminary Feasibility Study, Bermudex Ltd., Nov. 1980.

Peake, Mendellson, The ABCs of trading on a national market system, Appendix C of Preliminary Feasibility Study, Bermudex Ltd., Sep. 1997.

Peake, The last 15 meters, Appendix E of Preliminary Feasibility Study, Bermudex Ltd., Jun. 15, 1997.

Declaration of Brendan Bradley in Case No. 04 C 5312, Nov. 18, 2004.

Memorandum Opinion Published Feb. 9, 2005, of Judge James B. Moran in Case No. 04 C 5312.

Wright, William, Research Report Information Animation Applications in the Capital Markets, IEEE 1995.

"How the Future Market Works", Jake Bernstein, 1989 New York Institute of Finance, pp. 62-67.

Dictionary of Finance and Investment Terms, John Downes and Jordan Elliott Goodman, 1998. Barrons Education Services, Inc., p. 329.

Tokyo Stock Exchange ("TSE"), Publication 1, Sep. 1997.

TSE, "Publication 2", Aug. 1998.

TSE, "Publication 3", Jul. 31, 2000.

TSE, Document 1, Jan. 2000.

English Translation of TSE "Publication 1".

English Translation of TSE "Publication 2".

English Translation of TSE "Publication 3".

English Translation of TSE Document 1.

REFCO English Translation of TSE "Publication 1".

REFCO English Translation of TSE "Publication 2".

REFCO English Translation of TSE "Publication 3".

GL Trade, LIFFE Connect for Futures User Guide V4.50, (alleged) Feb. 1999.

GL Trade, LIFFE Connect for Futures User Guide V4.50, (alleged) Mar. 1999.

GL Trade, LIFFE Connect for Futures User Guide V4.51, (alleged) Jun. 1999.

GL Trade, LIFFE Connect for Futures User Guide V4.50 Beta, (alleged) Jan. 1999.

GL Trade, CAC and STOXX Futures on MAATIF NSC VF, (alleged) Launch: Mar. 15, 1999 pp. 1-14.

* cited by examiner

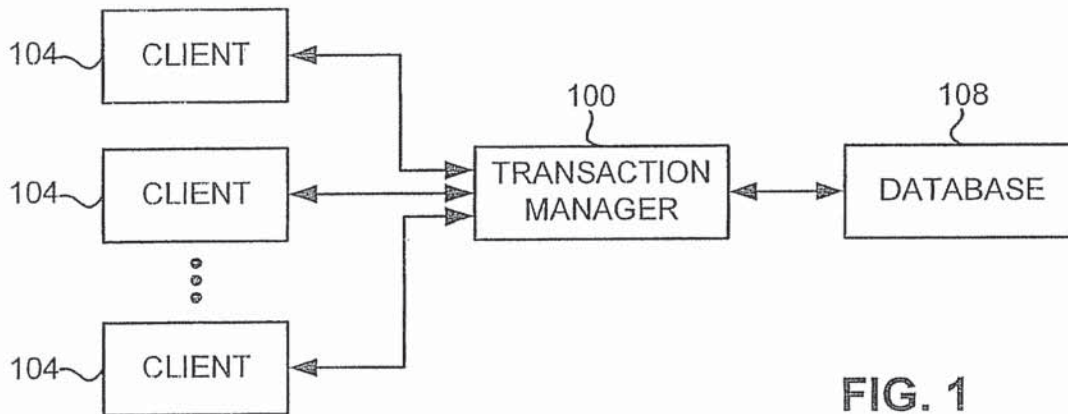


FIG. 1

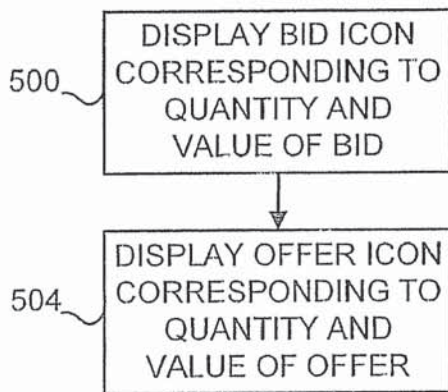


FIG. 5

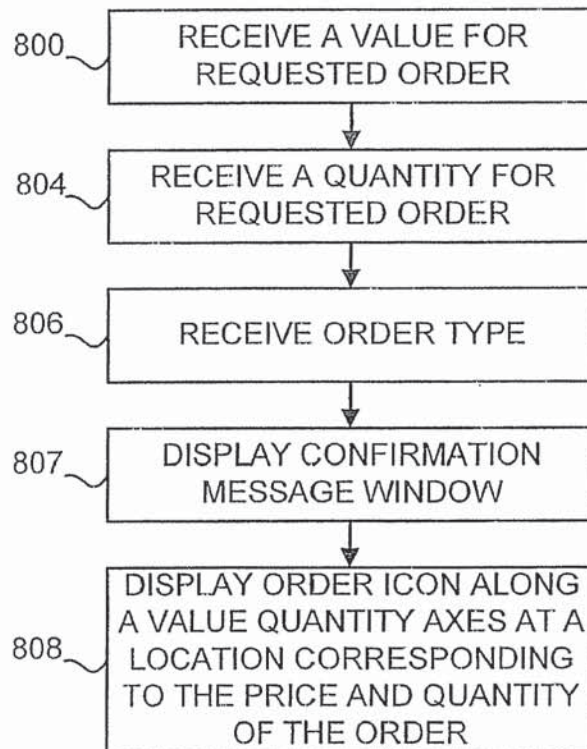


FIG. 8

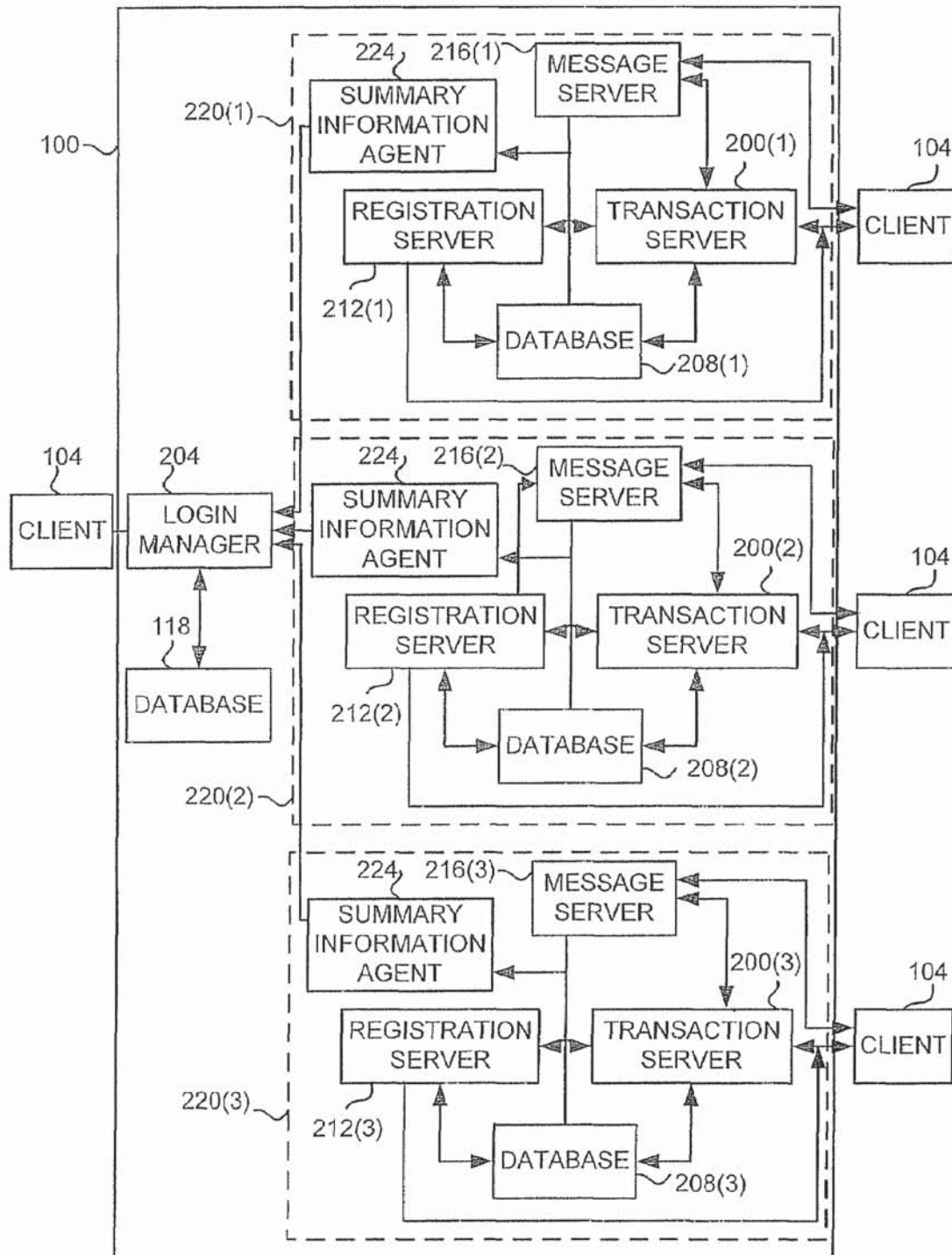


FIG. 2

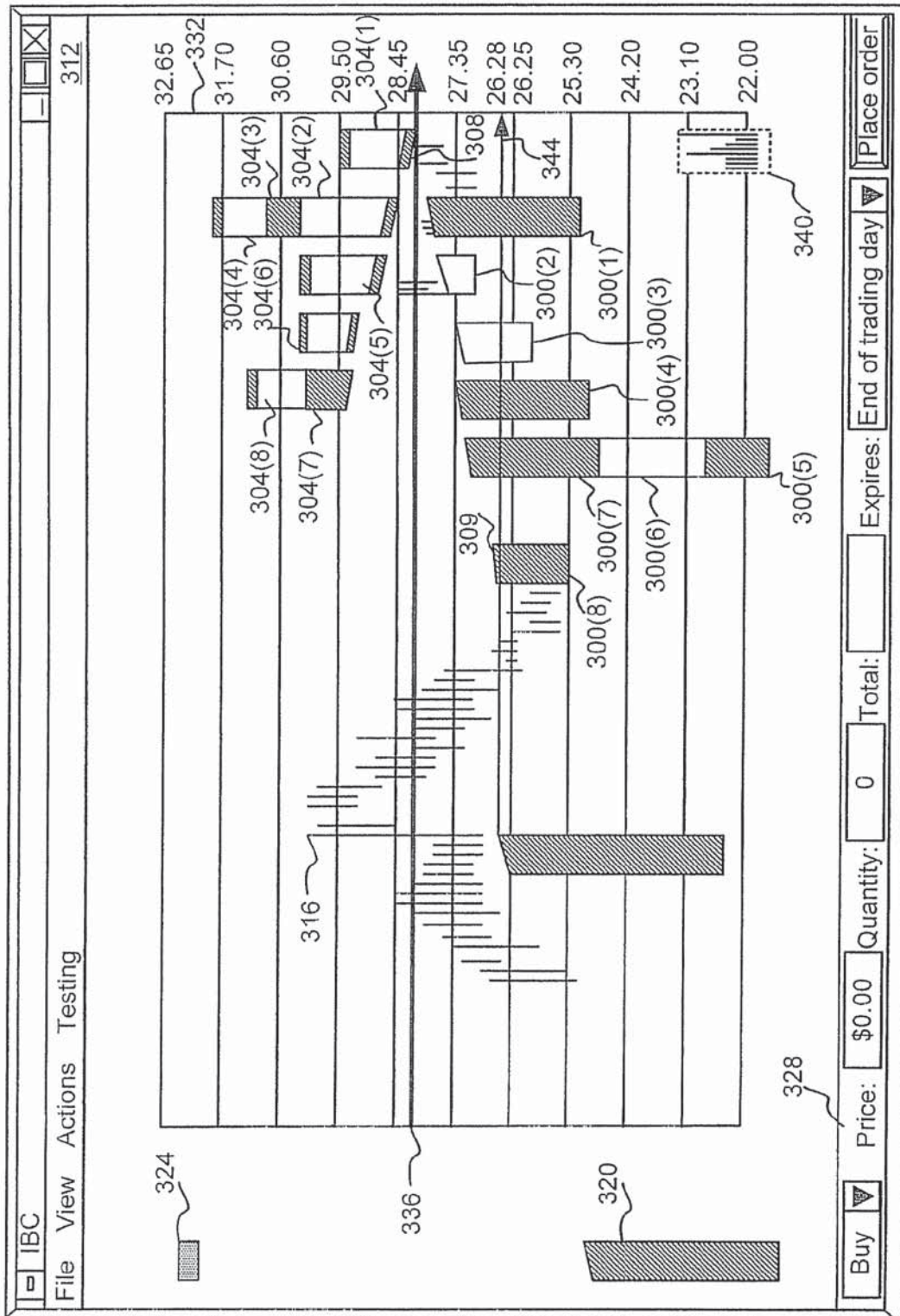


FIG. 3A

Explore Litigation Insights

Docket Alarm provides insights to develop a more informed litigation strategy and the peace of mind of knowing you're on top of things.

Real-Time Litigation Alerts



Keep your litigation team up-to-date with **real-time alerts** and advanced team management tools built for the enterprise, all while greatly reducing PACER spend.

Our comprehensive service means we can handle Federal, State, and Administrative courts across the country.

Advanced Docket Research



With over 230 million records, Docket Alarm's cloud-native docket research platform finds what other services can't. Coverage includes Federal, State, plus PTAB, TTAB, ITC and NLRB decisions, all in one place.

Identify arguments that have been successful in the past with full text, pinpoint searching. Link to case law cited within any court document via Fastcase.

Analytics At Your Fingertips



Learn what happened the last time a particular judge, opposing counsel or company faced cases similar to yours.

Advanced out-of-the-box PTAB and TTAB analytics are always at your fingertips.

API

Docket Alarm offers a powerful API (application programming interface) to developers that want to integrate case filings into their apps.

LAW FIRMS

Build custom dashboards for your attorneys and clients with live data direct from the court.

Automate many repetitive legal tasks like conflict checks, document management, and marketing.

FINANCIAL INSTITUTIONS

Litigation and bankruptcy checks for companies and debtors.

E-DISCOVERY AND LEGAL VENDORS

Sync your system to PACER to automate legal marketing.