

EXHIBIT 30 - Part 1

Exhibit C-31

Claim Chart Applying Microsoft Word 97 Against the '843 Patent

Microsoft Word 97 (“Word 97”) was offered for sale / sold / publicly used in the United States at least by 12/30/1996. It therefore constitutes prior art under pre-AIA 35 U.S.C. § 102(b). As shown below, Word 97 anticipates and/or renders obvious claims 1, 8, 13, 15, 17-19, 23, and 30 of the '843 patent. If the Judge or Jury finds that Word 97 does not anticipate a particular claim, then Word 97 still renders the claim obvious for the reasons discussed in Exhibit F.

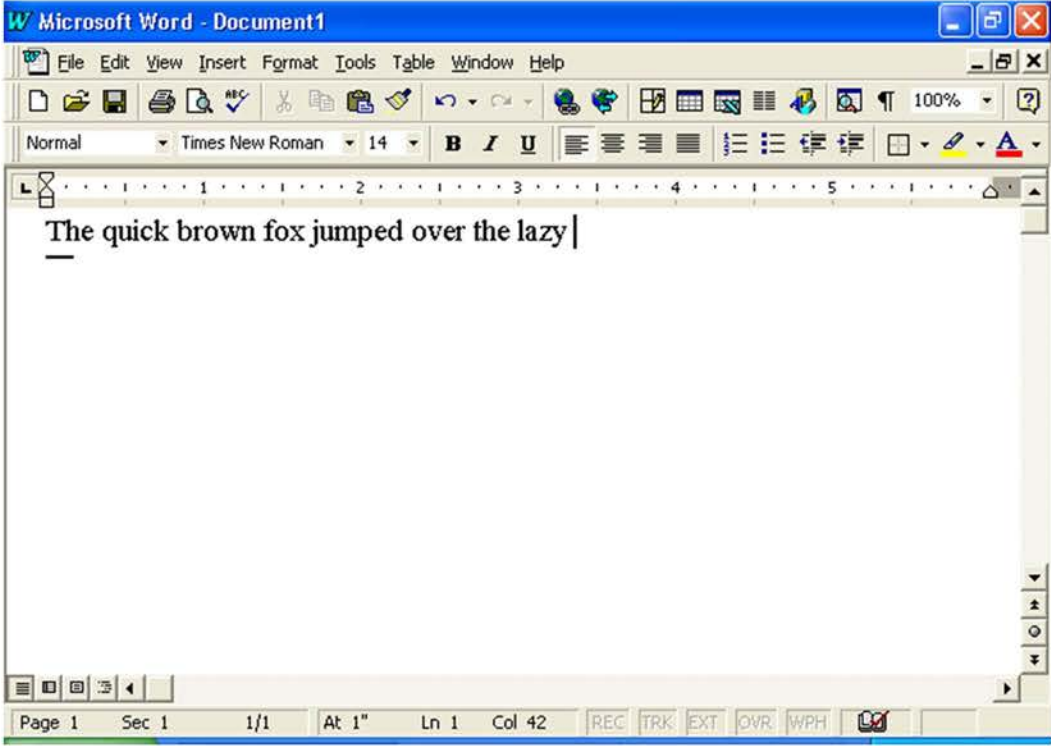
'843 Patent Claims	Disclosure
Claim 1	
<p>A computer-implemented method for finding data related to the contents of a document using a first computer program running on a computer, the method comprising:</p>	<p>To the extent that this preamble is found to be limiting, Word 97 discloses this preamble. For example, the following screenshots highlight aspects of Word 97 functionality that disclose the preamble. Specifically, Word 97 discloses:</p>  <p>The screenshot shows the Microsoft Word 97 application window titled 'Microsoft Word - Document1'. The menu bar includes File, Edit, View, Insert, Format, Tools, Table, Window, and Help. The toolbar contains various icons for file operations, editing, and formatting. The formatting toolbar shows 'Normal' style, 'Times New Roman' font, size '14', and bold, italic, and underline options. The document text reads 'The quick brown fox jumped over the lazy' with a cursor at the end. The status bar at the bottom indicates 'Page 1', 'Sec 1', '1/1', 'At 1"', 'Ln 1', 'Col 42', and various status indicators like REC, TRK, EXT, OVR, WPH.</p>

Exhibit C-31

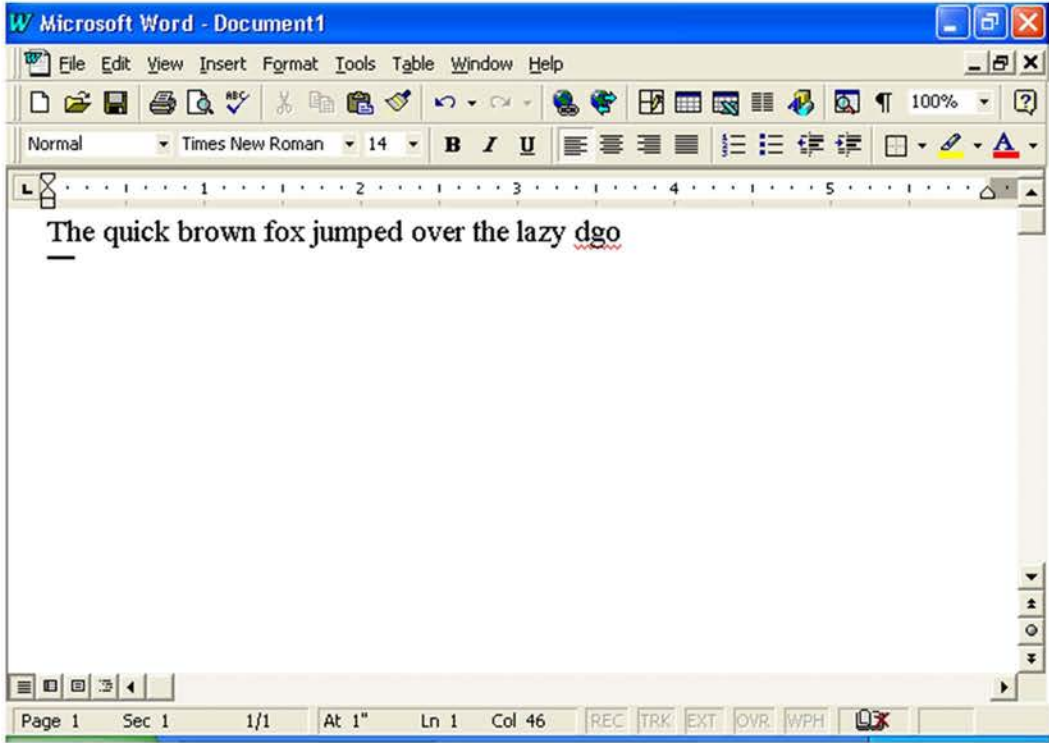
'843 Patent Claims	Disclosure
	<p>Word 97.</p> <p>Word 97 further discloses:</p>  <p>Word 97.</p> <p>Word 97 further discloses:</p>

Exhibit C-31

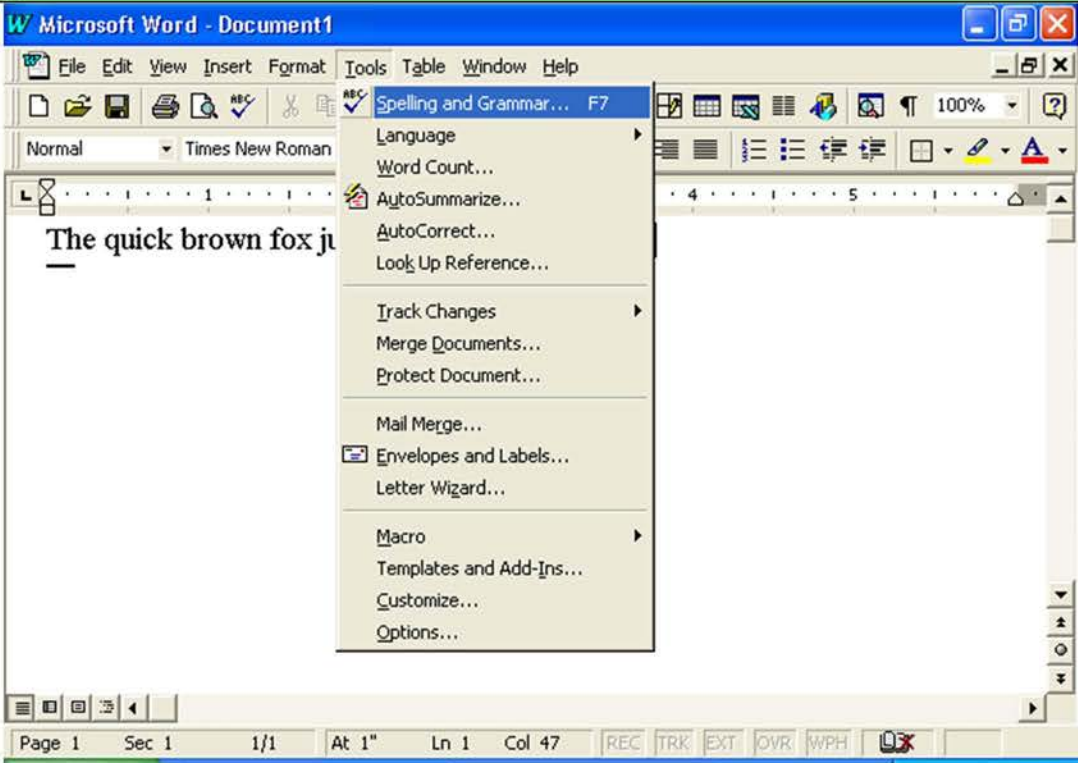
'843 Patent Claims	Disclosure
	 <p data-bbox="680 1063 800 1096">Word 97.</p> <p data-bbox="680 1138 1020 1171">Word 97 further discloses:</p>

Exhibit C-31

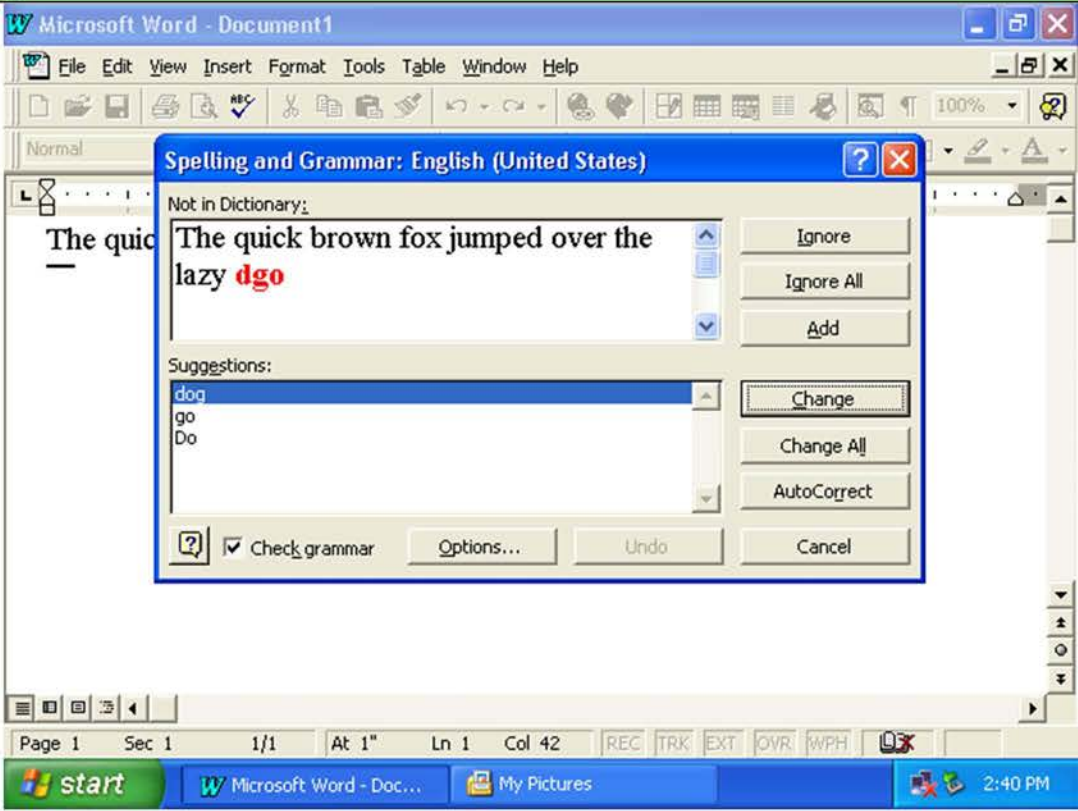
'843 Patent Claims	Disclosure
	 <p>The screenshot shows a Microsoft Word window titled "Microsoft Word - Document1". The menu bar includes File, Edit, View, Insert, Format, Tools, Table, Window, and Help. The ribbon shows the "Normal" style. A "Spelling and Grammar: English (United States)" dialog box is open, displaying the text "The quick brown fox jumped over the lazy dgo". The word "dgo" is highlighted in red. The "Not in Dictionary:" section lists "dgo". The "Suggestions:" list includes "dog", "go", and "Do". The "dog" suggestion is selected. Buttons for "Ignore", "Ignore All", "Add", "Change", "Change All", "AutoCorrect", "Check grammar", "Options...", "Undo", and "Cancel" are visible. The status bar at the bottom shows "Page 1 Sec 1 1/1 At 1" Ln 1 Col 42". The Windows taskbar at the bottom shows the Start button, "Microsoft Word - Doc...", "My Pictures", and the time "2:40 PM".</p> <p>Word 97.</p> <p>Word 97 further discloses:</p>

Exhibit C-31

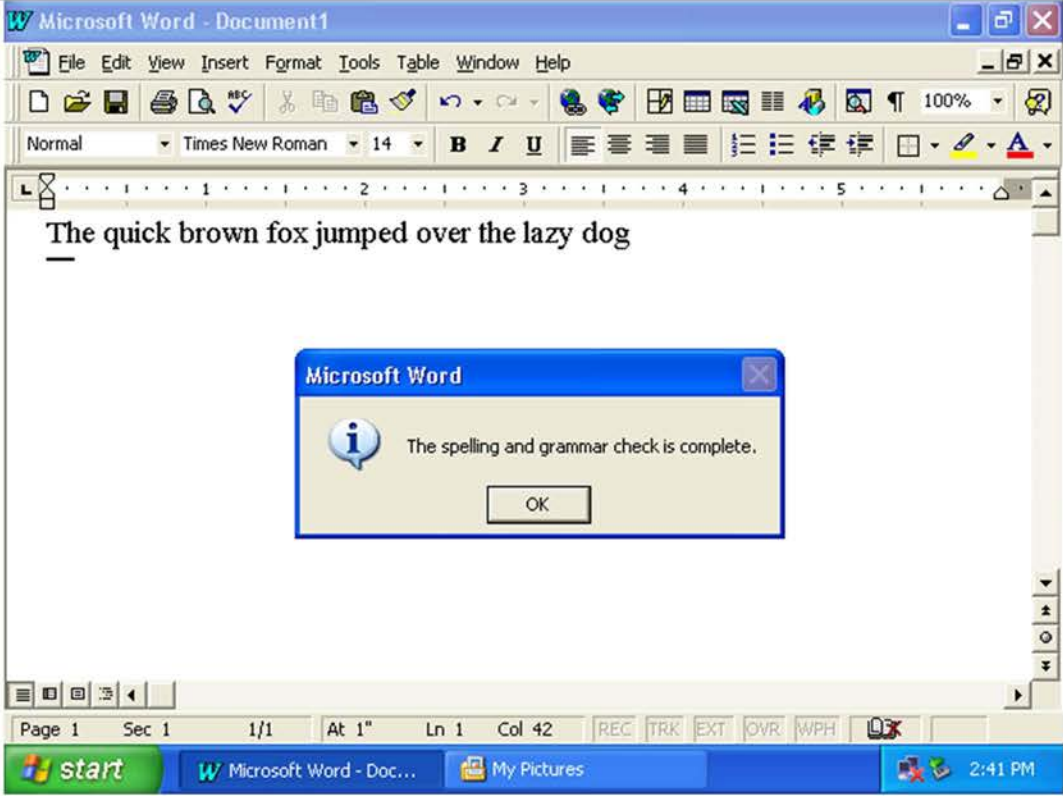
'843 Patent Claims	Disclosure
	 <p>The screenshot displays the Microsoft Word 97 interface. The main window shows the text "The quick brown fox jumped over the lazy dog" with a red squiggly line under the word "fox". A dialog box titled "Microsoft Word" is centered on the screen, containing an information icon and the text "The spelling and grammar check is complete." with an "OK" button. The status bar at the bottom indicates "Page 1 Sec 1 1/1 At 1" Ln 1 Col 42". The Windows taskbar at the very bottom shows the "start" button and open applications including "Microsoft Word - Doc..." and "My Pictures".</p> <p>Word 97.</p> <p>Word 97 further discloses:</p>

Exhibit C-31

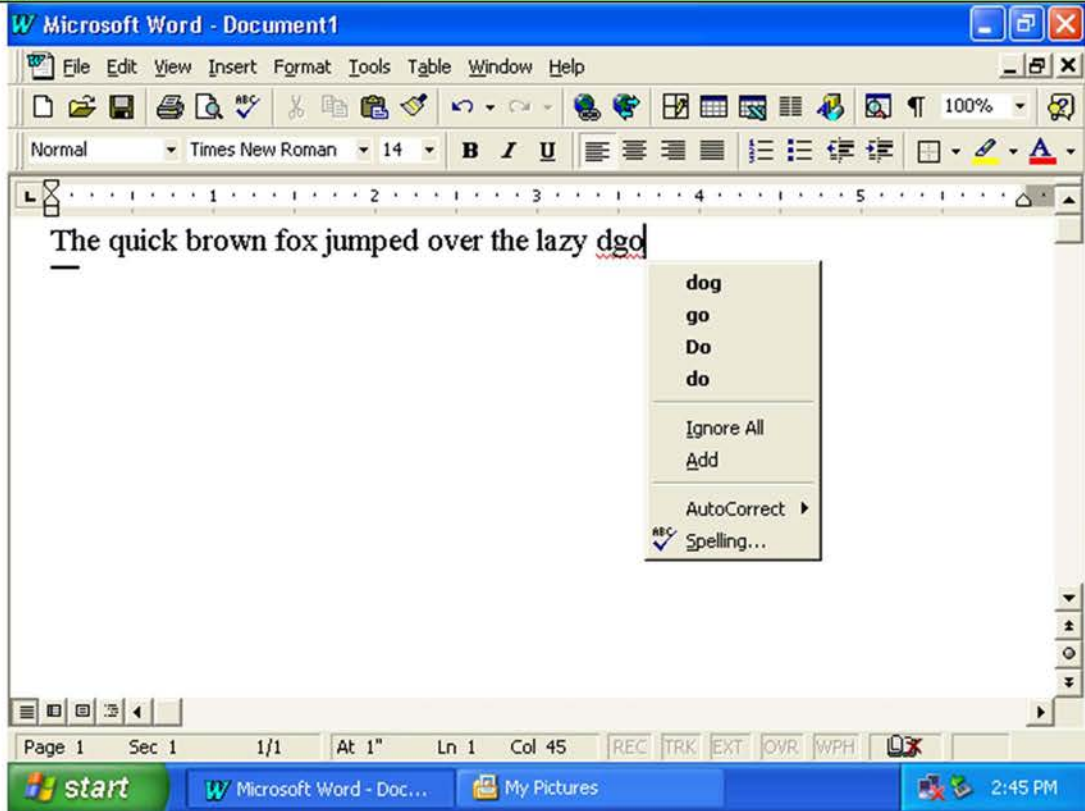
'843 Patent Claims	Disclosure
	 <p>The screenshot shows the Microsoft Word 97 interface. The title bar reads "Microsoft Word - Document1". The menu bar includes File, Edit, View, Insert, Format, Tools, Table, Window, and Help. The toolbar contains various icons for file operations and editing. The status bar at the bottom indicates "Page 1 Sec 1 1/1 At 1" Ln 1 Col 45". The taskbar shows the Start button and open applications: Microsoft Word - Doc... and My Pictures. The time is 2:45 PM. The main document area contains the text "The quick brown fox jumped over the lazy dgo". A spelling correction dropdown menu is open over the word "dgo", listing "dog", "go", "Do", and "do". Other options include "Ignore All", "Add", "AutoCorrect", and "Spelling...".</p> <p>Word 97.</p> <p>Word 97 further discloses:</p>

Exhibit C-31

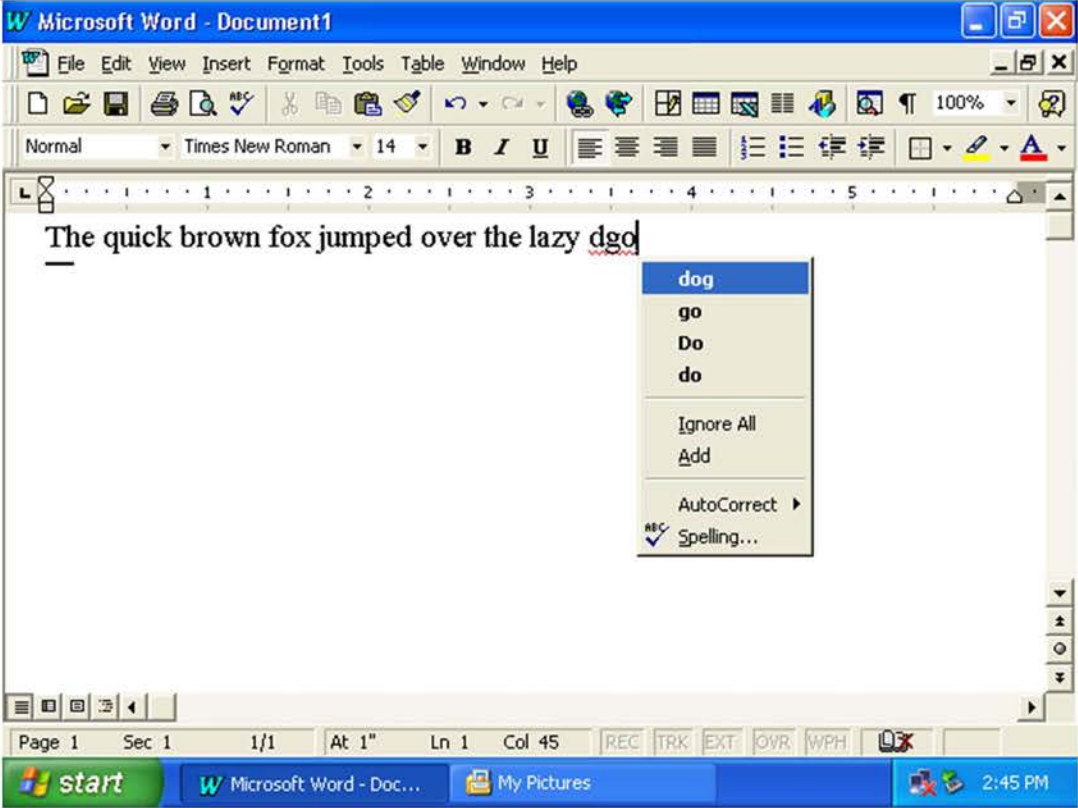
'843 Patent Claims	Disclosure
	 <p>The screenshot shows a Microsoft Word window titled "Microsoft Word - Document1". The menu bar includes File, Edit, View, Insert, Format, Tools, Table, Window, and Help. The ribbon shows the "Normal" style, Times New Roman font, size 14, and bold, italic, and underline options. The text "The quick brown fox jumped over the lazy dgo" is displayed, with "dgo" underlined. A spelling correction dropdown menu is open, showing suggestions: "dog", "go", "Do", and "do". Below these are "Ignore All", "Add", "AutoCorrect", and "Spelling...". The status bar at the bottom indicates "Page 1 Sec 1 1/1 At 1" Ln 1 Col 45". The Windows taskbar at the bottom shows the Start button, Microsoft Word, My Pictures, and the time 2:45 PM.</p> <p>Word 97.</p> <p>Word 97 further discloses:</p>

Exhibit C-31

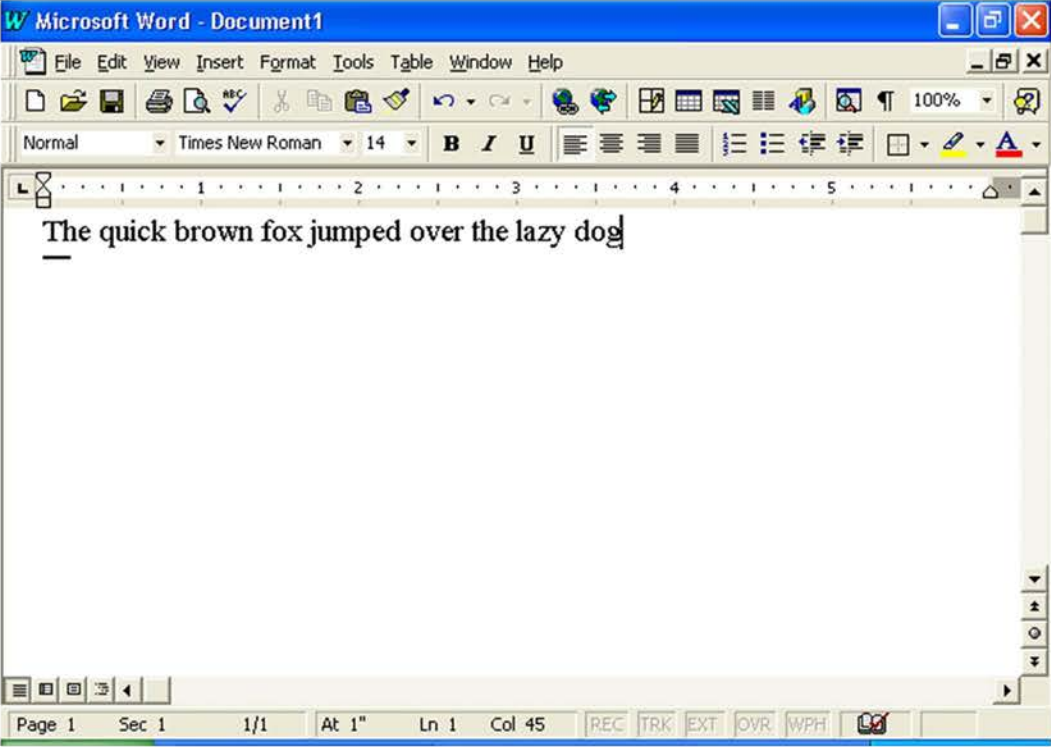
'843 Patent Claims	Disclosure
	 <p>Word 97.</p> <p>Word 97 further discloses:</p>

Exhibit C-31

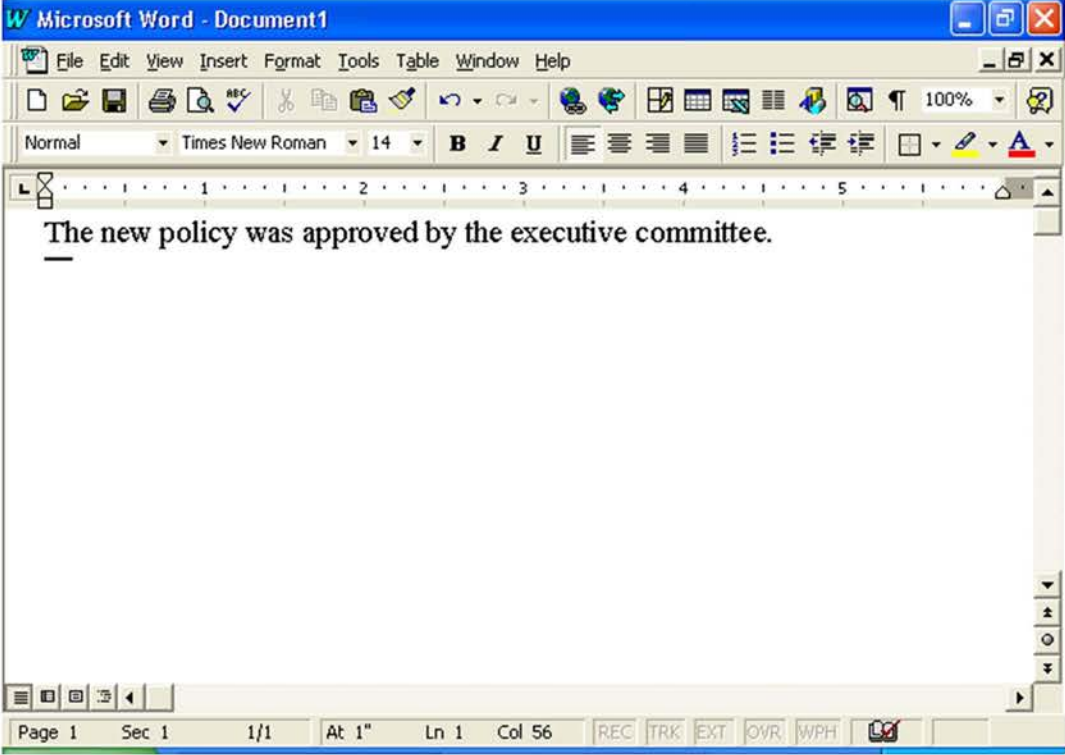
'843 Patent Claims	Disclosure
	 <p>Word 97.</p> <p>Word 97 further discloses:</p>

Exhibit C-31

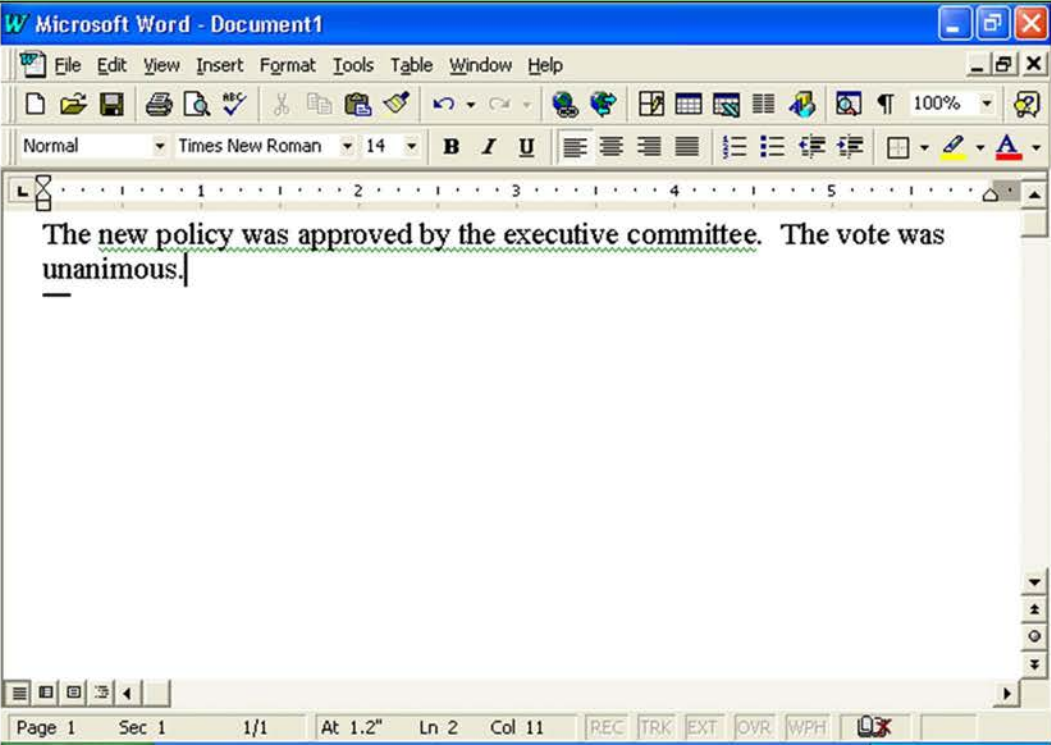
'843 Patent Claims	Disclosure
	 <p>Word 97.</p> <p>Word 97 further discloses:</p>

Exhibit C-31

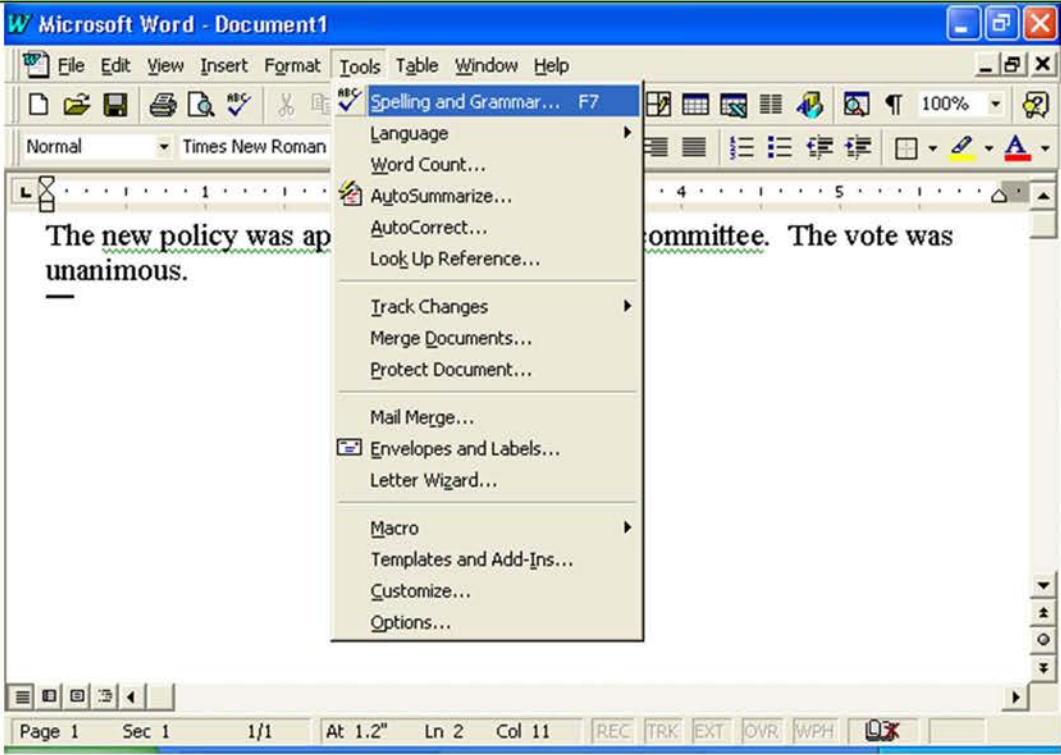
'843 Patent Claims	Disclosure
	 <p>The screenshot shows a Microsoft Word window titled "Microsoft Word - Document1". The "Tools" menu is open, and the "Spelling and Grammar" option is selected. The menu items include: Spelling and Grammar... F7, Language, Word Count..., AutoSummarize..., AutoCorrect..., Look Up Reference..., Track Changes, Merge Documents..., Protect Document..., Mail Merge..., Envelopes and Labels..., Letter Wizard..., Macro, Templates and Add-Ins..., Customize..., and Options... The document text is visible in the background, showing "The new policy was ap unanimous." and "committee. The vote was". The status bar at the bottom indicates "Page 1 Sec 1 1/1 At 1.2" Ln 2 Col 11".</p> <p>Word 97.</p> <p>Word 97 further discloses:</p>

Exhibit C-31

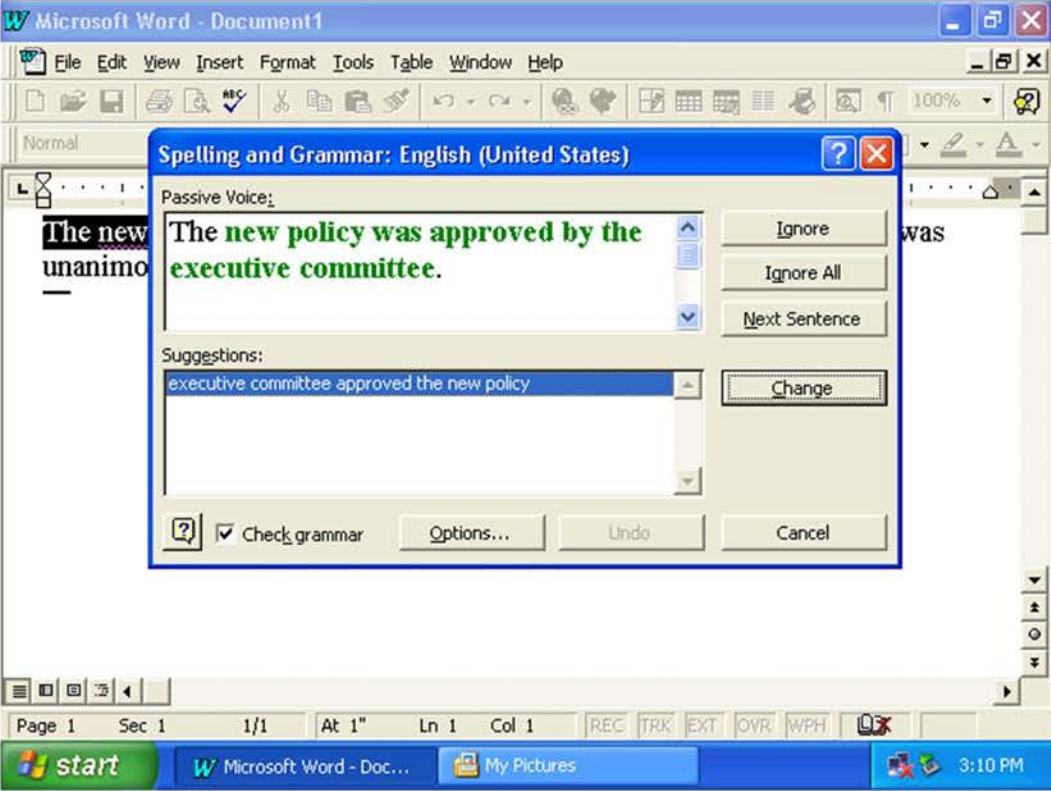
'843 Patent Claims	Disclosure
	 <p>Word 97.</p> <p>Word 97 further discloses:</p>

Exhibit C-31

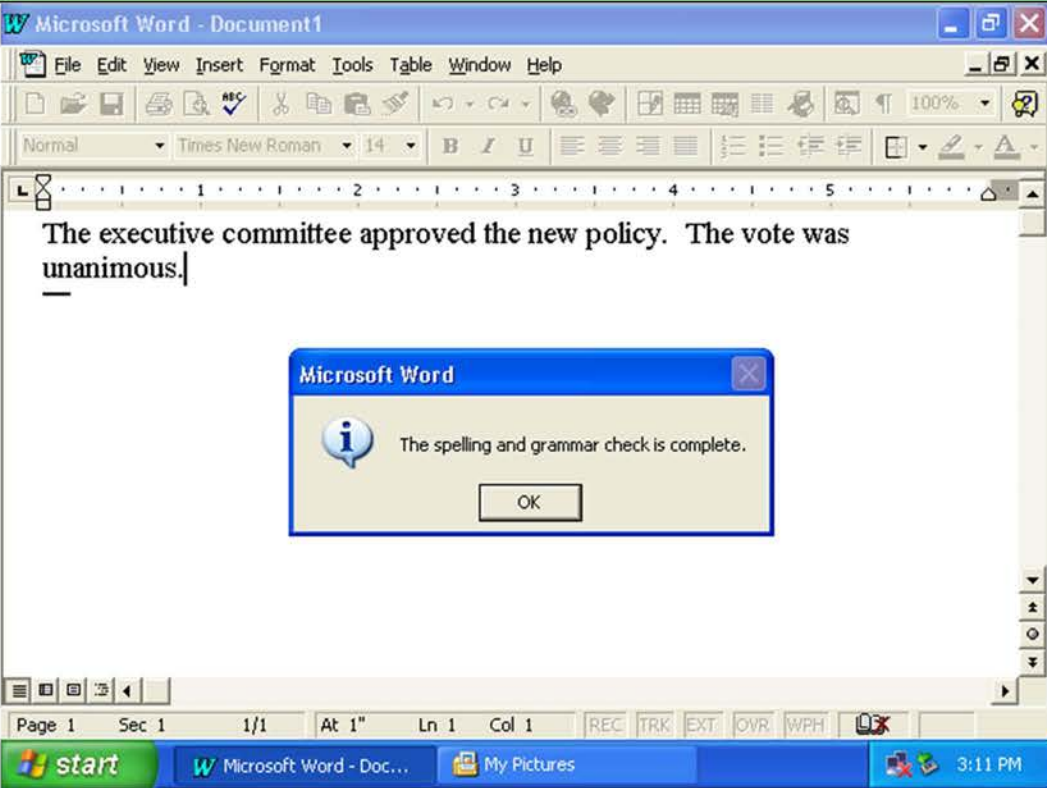
'843 Patent Claims	Disclosure
	 <p data-bbox="674 1053 800 1083">Word 97.</p> <p data-bbox="674 1125 1016 1156">Word 97 further discloses:</p>

Exhibit C-31

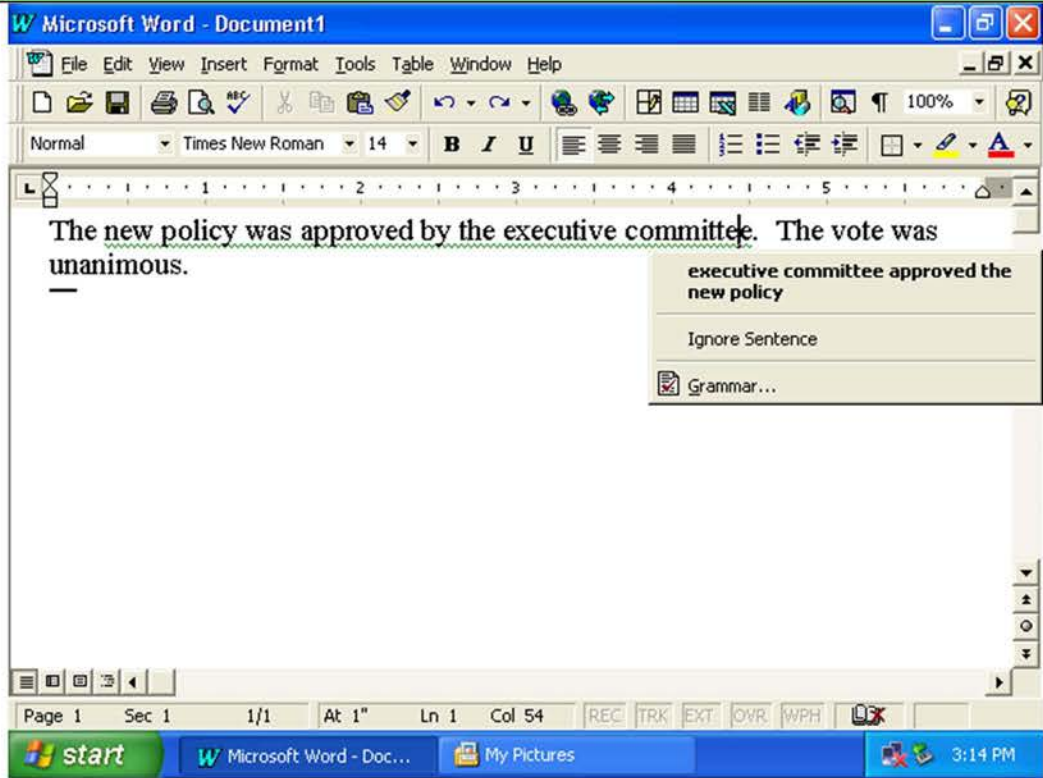
'843 Patent Claims	Disclosure
	 <p>The screenshot shows a Microsoft Word window titled "Microsoft Word - Document1". The menu bar includes File, Edit, View, Insert, Format, Tools, Table, Window, and Help. The ribbon shows the "Normal" style with "Times New Roman" font and size "14". The text in the document is "The new policy was approved by the executive committee. The vote was unanimous." A grammar check tooltip is visible over the period at the end of the first sentence, displaying the error "executive committee approved the new policy" and options to "Ignore Sentence" or "Grammar...". The status bar at the bottom indicates "Page 1 Sec 1 1/1 At 1" Ln 1 Col 54". The Windows taskbar at the bottom shows the Start button, the Word application, and the system clock at 3:14 PM.</p> <p>Word 97.</p> <p>Word 97 further discloses:</p>

Exhibit C-31

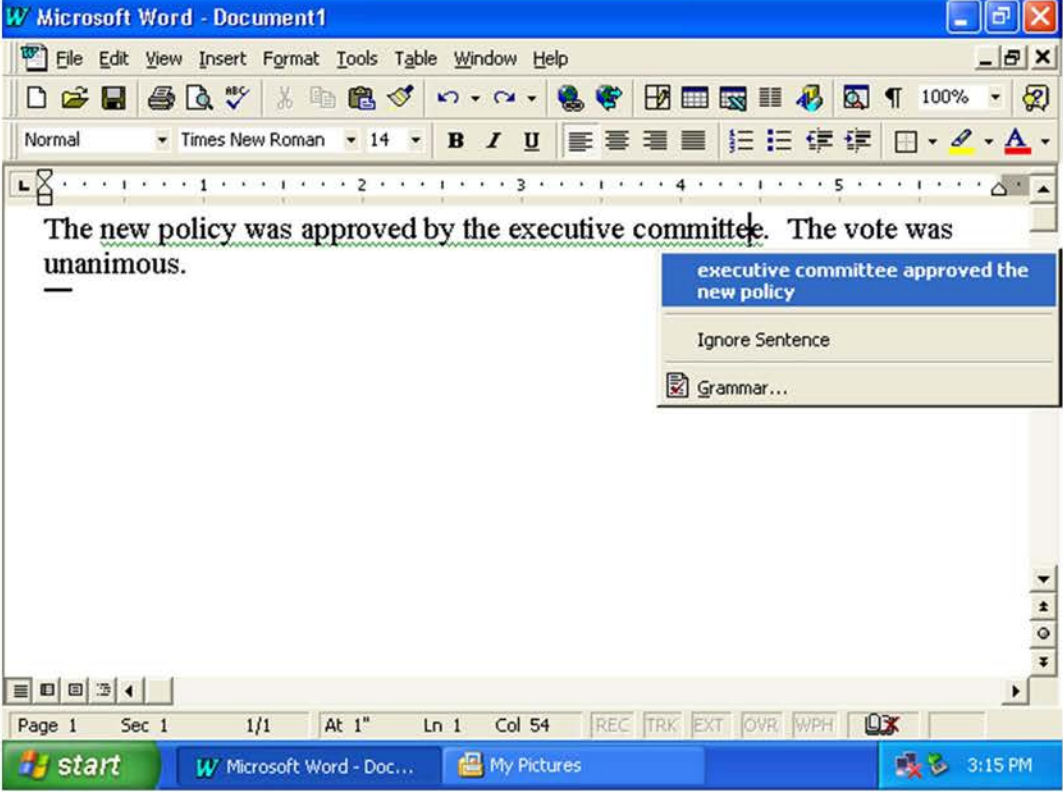
'843 Patent Claims	Disclosure
	 <p>The screenshot shows a Microsoft Word window titled "Microsoft Word - Document1". The menu bar includes File, Edit, View, Insert, Format, Tools, Table, Window, and Help. The ribbon shows the "Normal" style, Times New Roman font, size 14, and bold, italic, and underline options. The text in the document is "The new policy was approved by the executive committee. The vote was unanimous." A grammar check error bar is visible over the word "committee", with a dropdown menu showing the suggestion "executive committee approved the new policy", the option "Ignore Sentence", and "Grammar...". The status bar at the bottom indicates "Page 1 Sec 1 1/1 At 1" Ln 1 Col 54". The Windows taskbar at the bottom shows the Start button, the Word application, and the My Pictures folder, with the time 3:15 PM.</p> <p>Word 97.</p> <p>Word 97 further discloses:</p>

Exhibit C-31

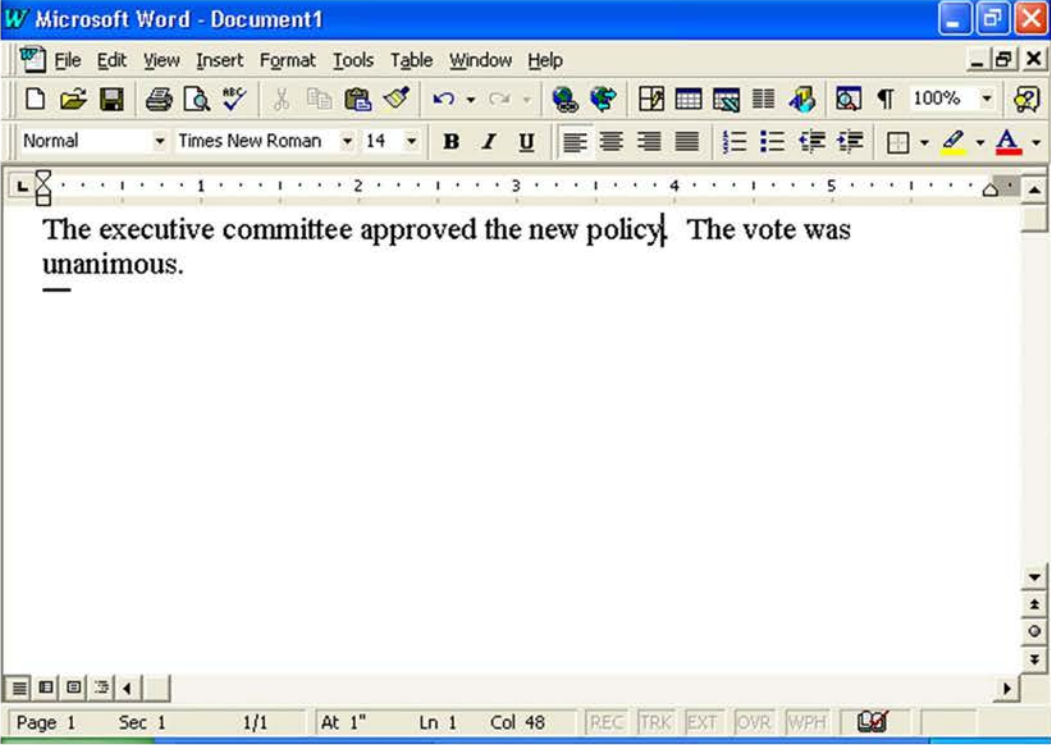
'843 Patent Claims	Disclosure
	 <p>Word 97.</p>
<p>displaying the document electronically using the first computer program;</p>	<p>Word 97 discloses this element.</p> <p>For example, the following screenshots highlight aspects of Word 97 functionality that discloses displaying the document electronically using the first computer program. Specifically, Word 97 discloses:</p>

Exhibit C-31

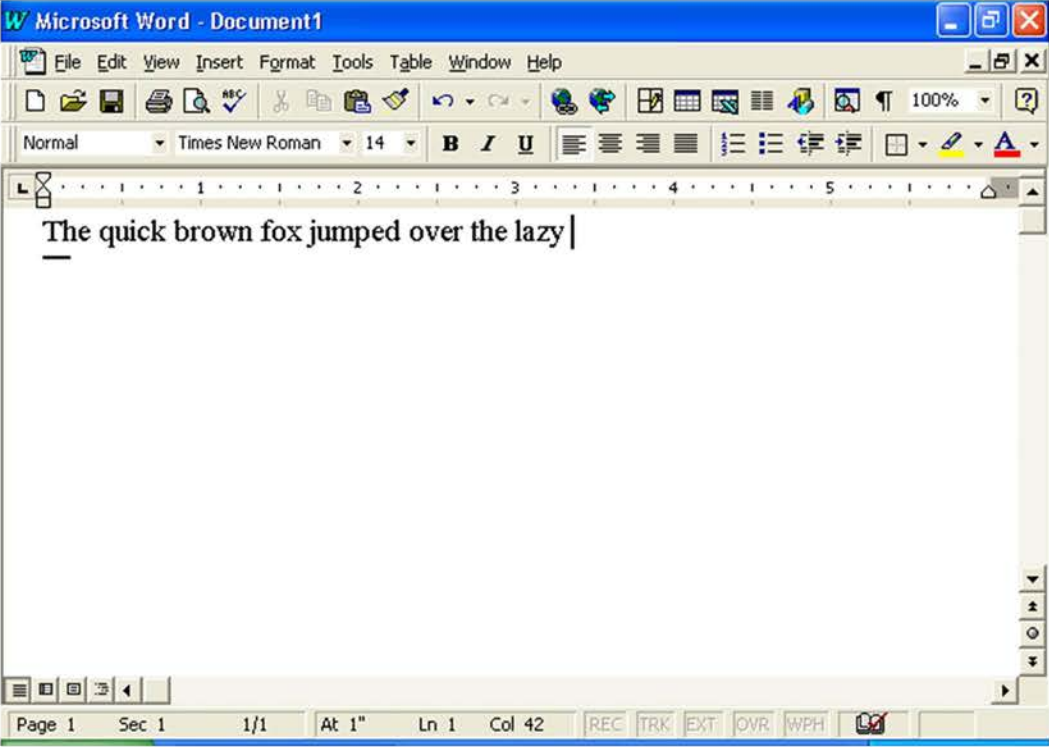
'843 Patent Claims	Disclosure
	 <p>Word 97.</p> <p>Word 97 further discloses:</p>

Exhibit C-31

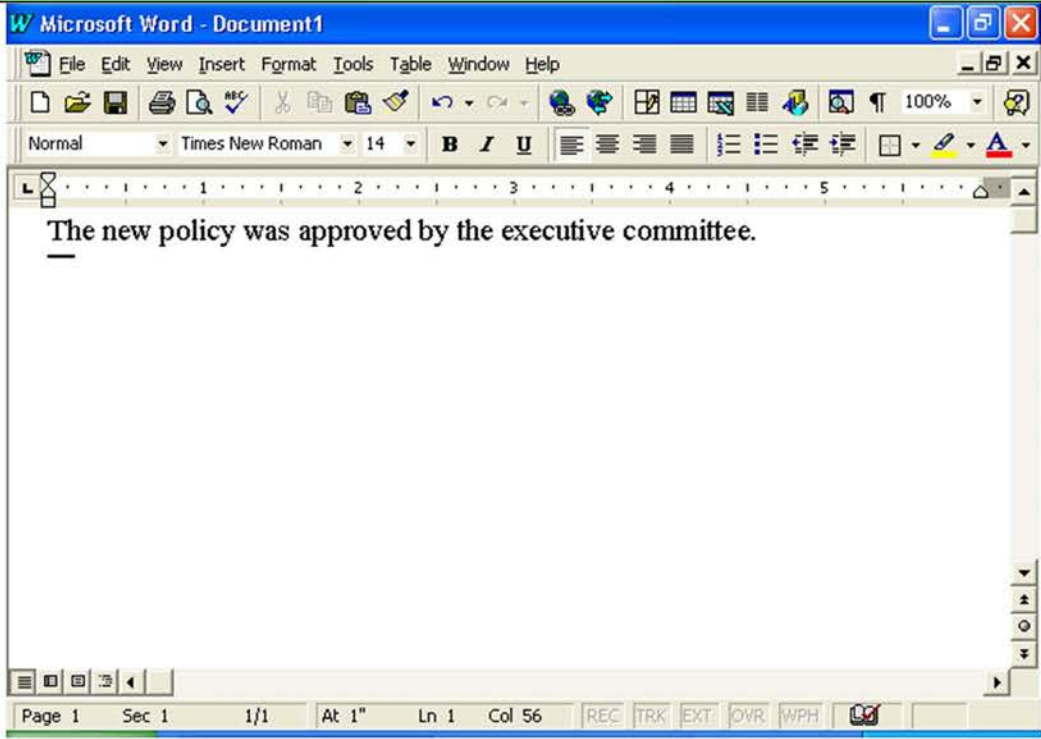
'843 Patent Claims	Disclosure
	 <p data-bbox="669 997 800 1030">Word 97.</p> <p data-bbox="669 1070 1016 1103">Word 97 further discloses:</p>

Exhibit C-31

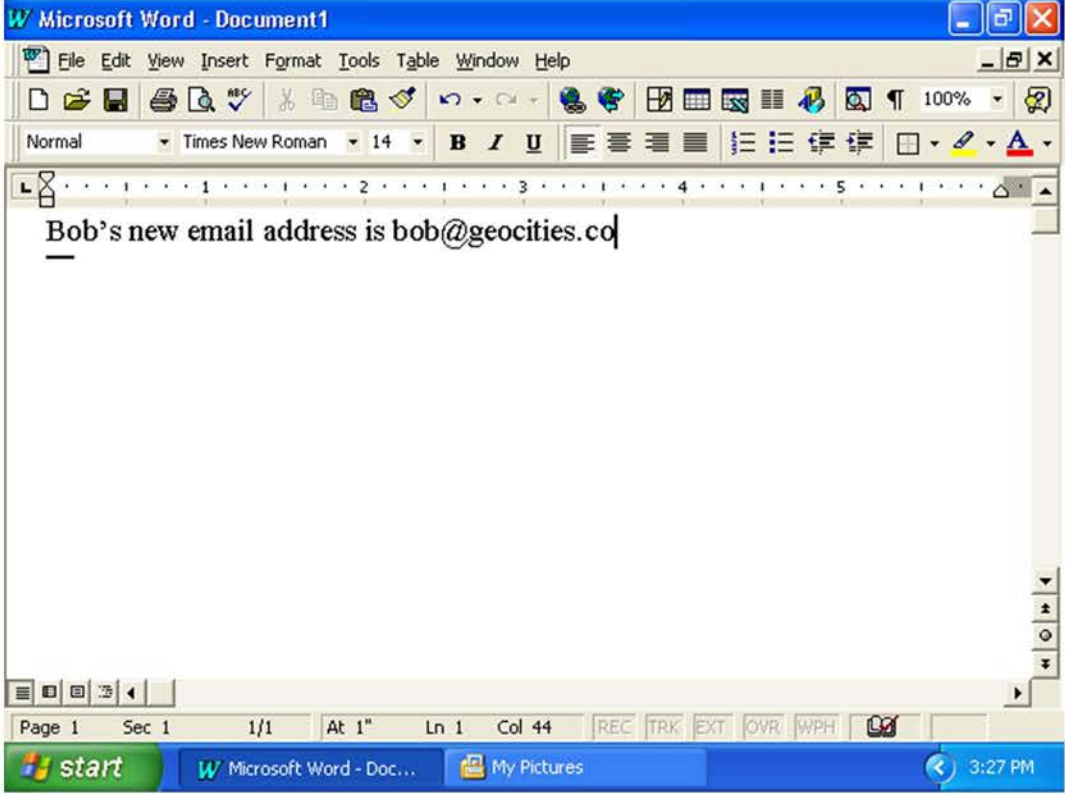
'843 Patent Claims	Disclosure
	 <p>Word 97.</p> <p>Word 97 further discloses:</p>

Exhibit C-31

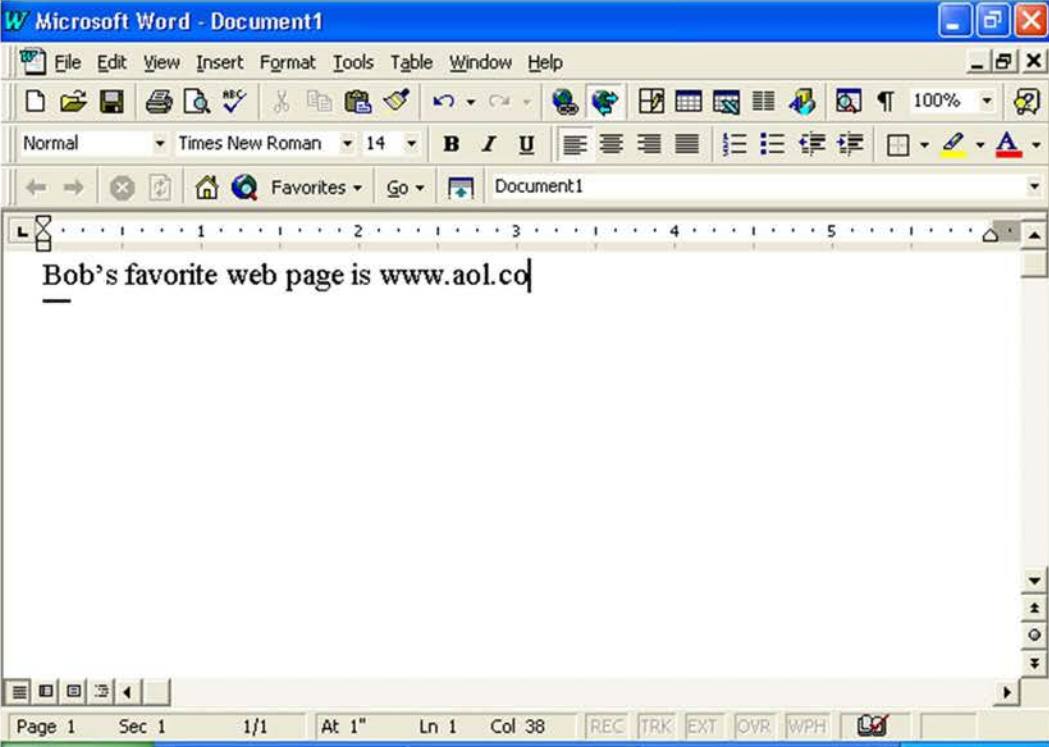
'843 Patent Claims	Disclosure
	 <p>Word 97.</p>
<p>while the document is being displayed, analyzing, in a computer process, first information from the document to determine if the first information is at least one of a plurality of types of information that can be searched for in order to find second information related to the first information;</p>	<p>Word 97 discloses this element.</p> <p>For example, the following screenshots highlight aspects of Word 97 functionality that discloses while the document is being displayed, analyzing, in a computer process, first information from the document to determine if the first information is at least one of a plurality of types of information that can be searched for in order to find second information related to the first information. Specifically, Word 97 discloses:</p>

Exhibit C-31

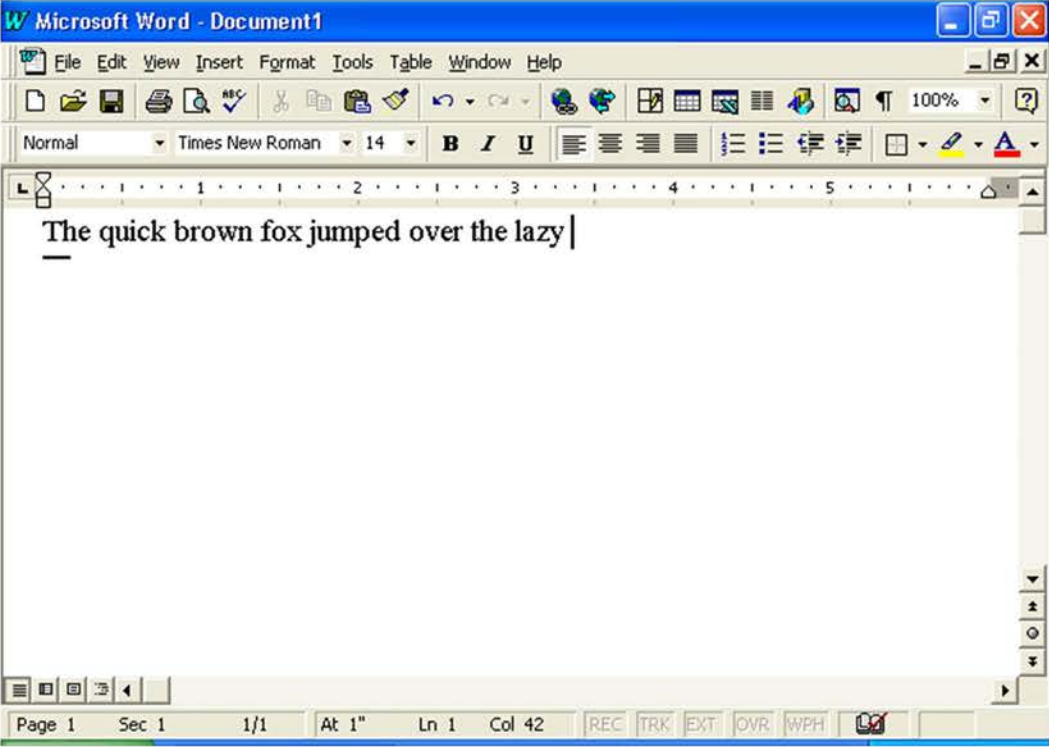
'843 Patent Claims	Disclosure
	 <p>Word 97.</p> <p>Word 97 further discloses:</p>

Exhibit C-31

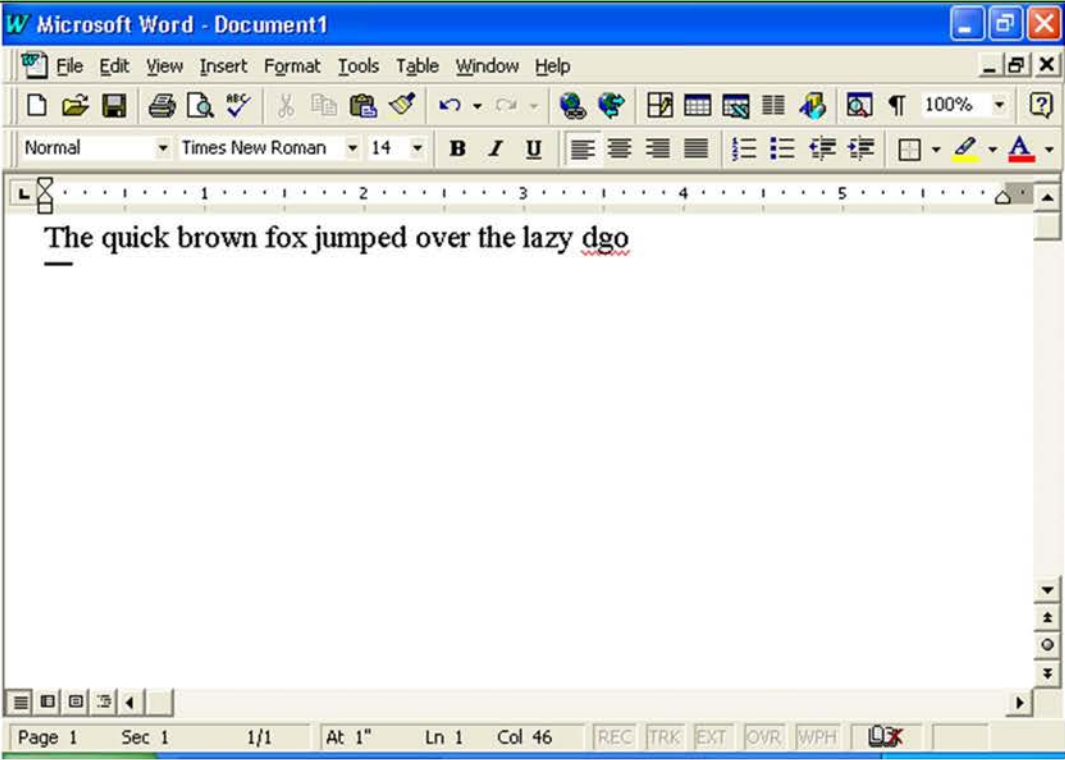
'843 Patent Claims	Disclosure
	 <p>Word 97.</p> <p>Word 97 further discloses:</p>

Exhibit C-31

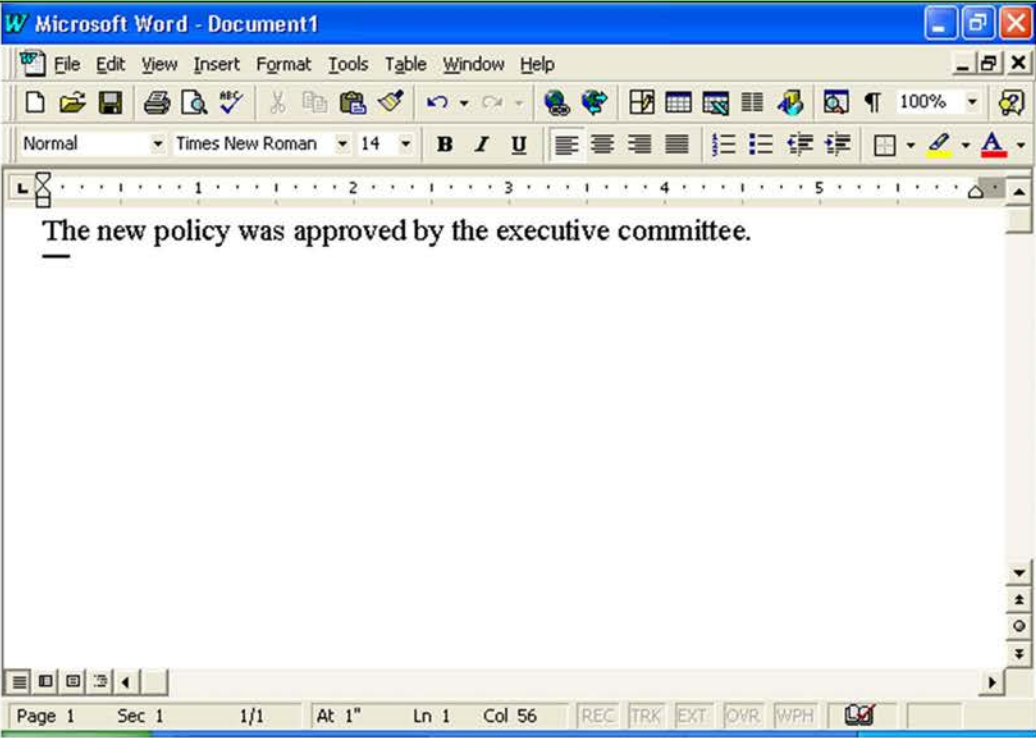
'843 Patent Claims	Disclosure
	 <p>Word 97.</p> <p>Word 97 further discloses:</p>

Exhibit C-31

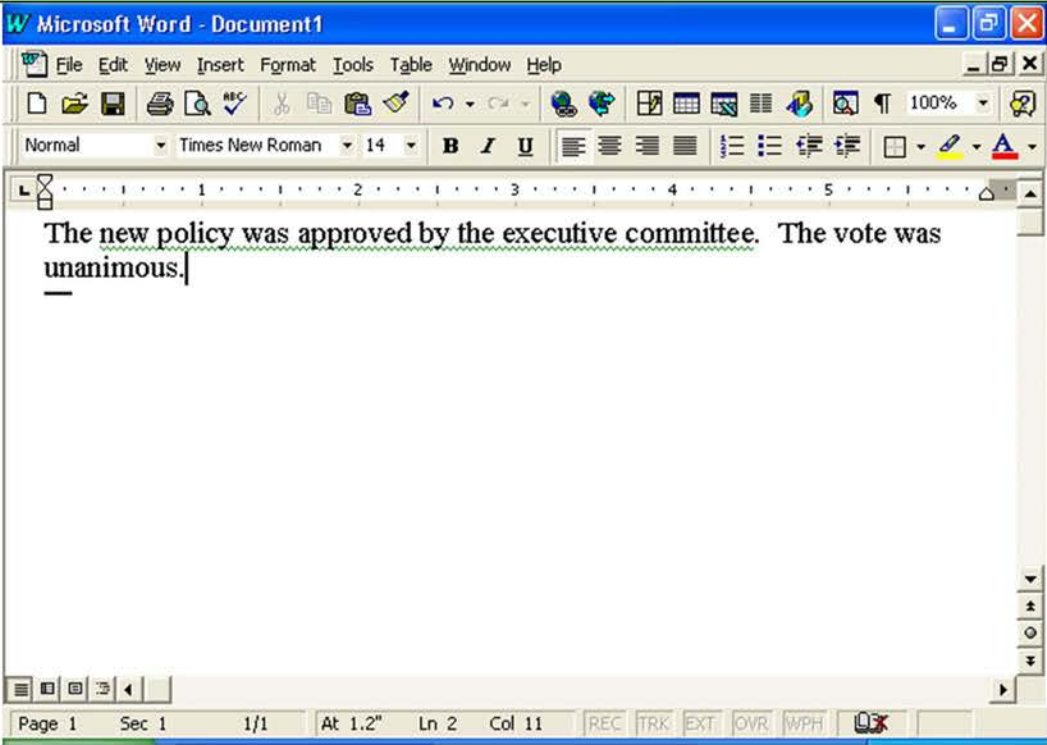
'843 Patent Claims	Disclosure
	 <p data-bbox="674 1042 800 1075">Word 97.</p> <p data-bbox="674 1116 1016 1149">Word 97 further discloses:</p>

Exhibit C-31

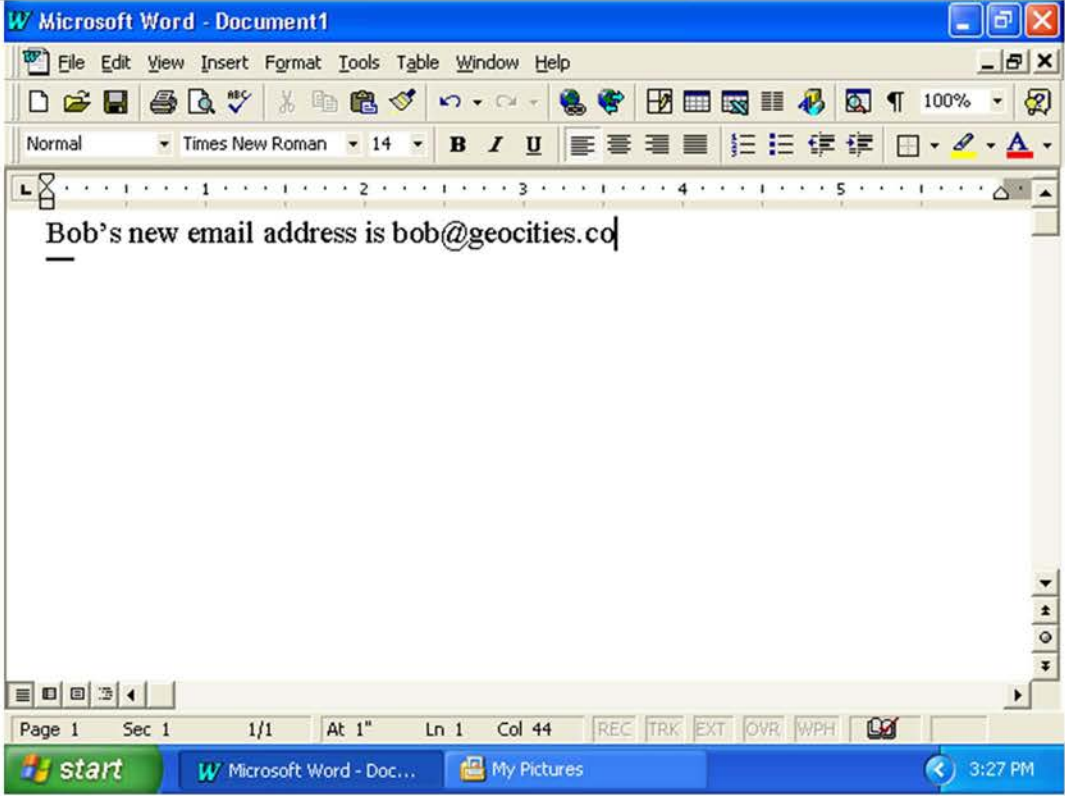
'843 Patent Claims	Disclosure
	 <p>Word 97.</p> <p>Word 97 further discloses:</p>

Exhibit C-31

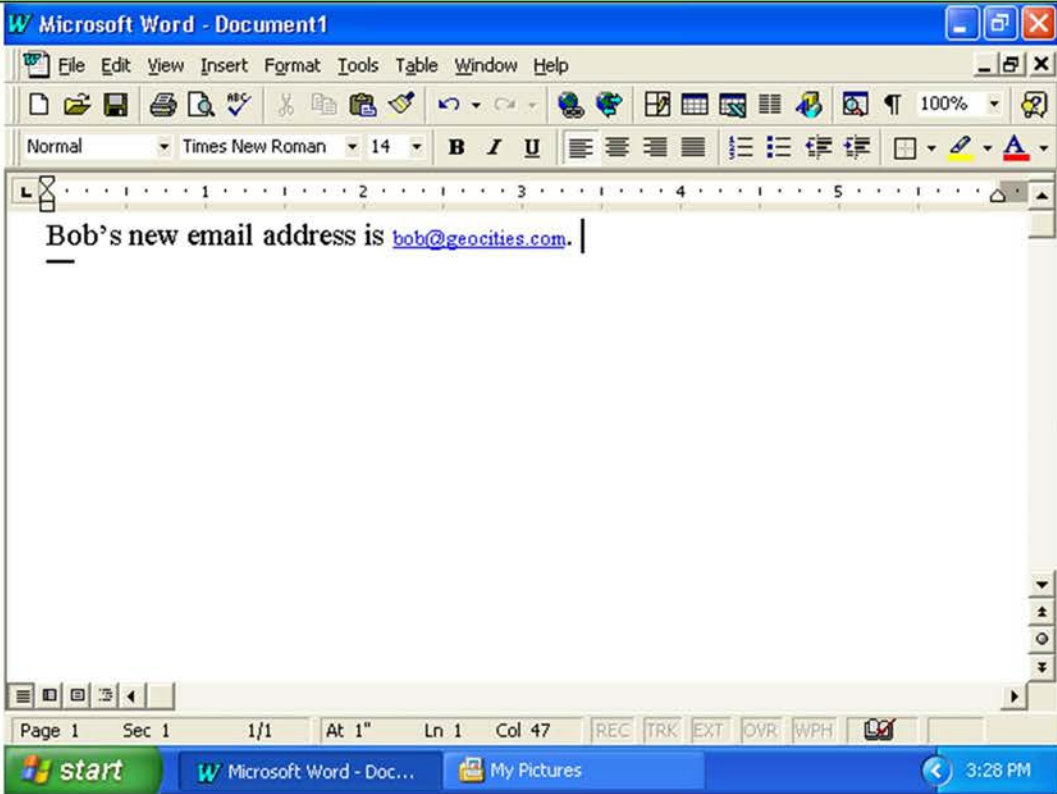
'843 Patent Claims	Disclosure
	 <p data-bbox="674 1091 800 1125">Word 97.</p> <p data-bbox="674 1166 1016 1199">Word 97 further discloses:</p>

Exhibit C-31

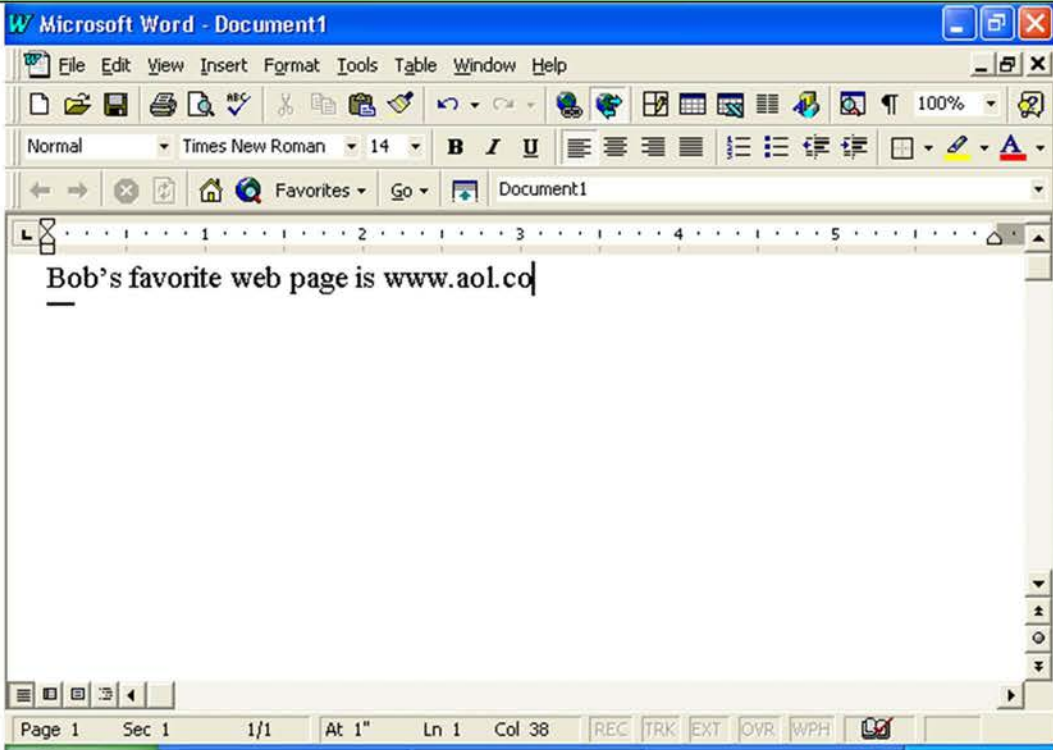
'843 Patent Claims	Disclosure
	 <p>Word 97.</p> <p>Word 97 further discloses:</p>

Exhibit C-31

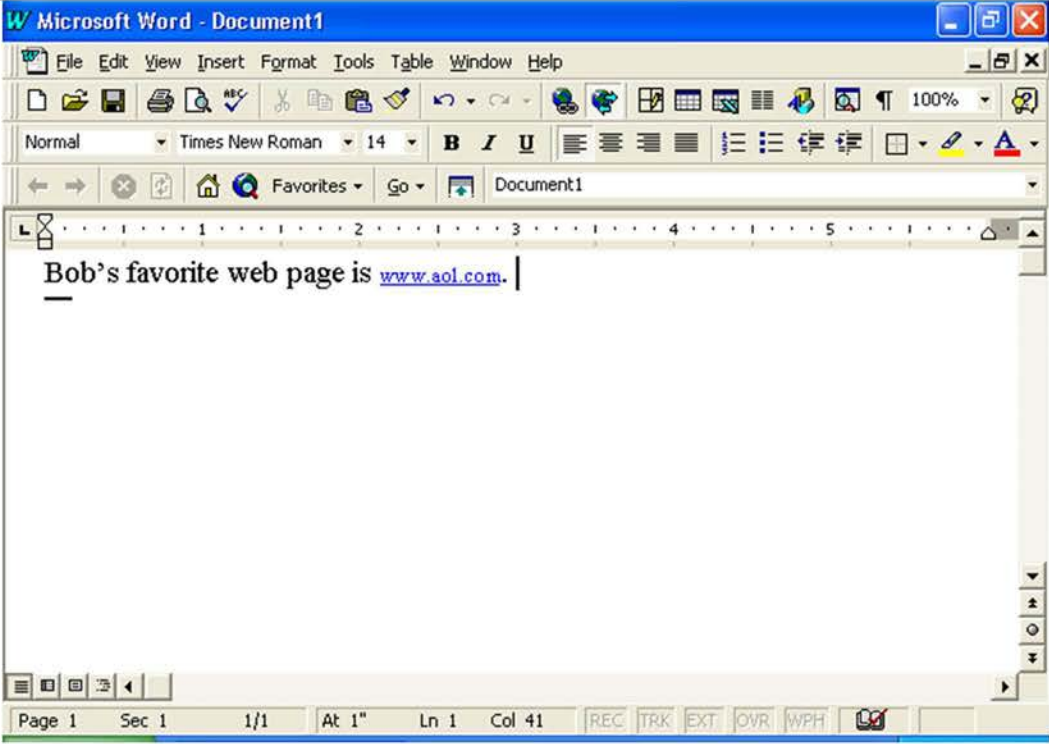
'843 Patent Claims	Disclosure
	 <p>Word 97.</p>
<p>retrieving the first information;</p>	<p>Word 97 discloses this element.</p> <p>For example, the following screenshots highlight aspects of Word 97 functionality that discloses retrieving the first information. Specifically, Word 97 discloses:</p>

Exhibit C-31

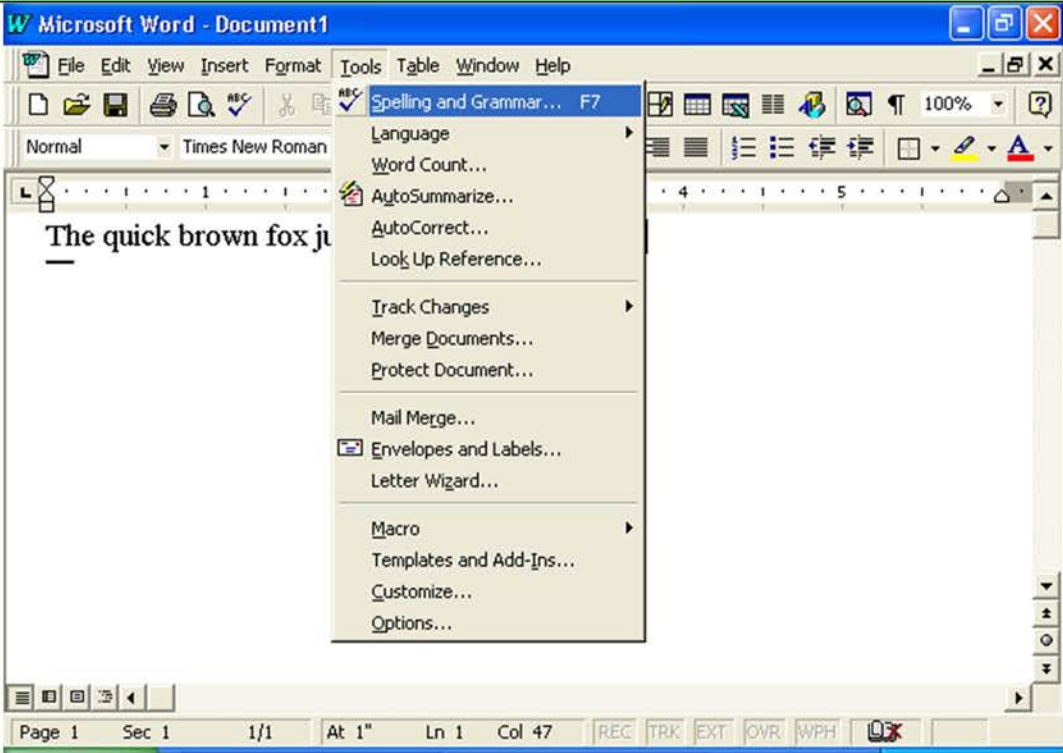
'843 Patent Claims	Disclosure
	 <p>The screenshot shows the Microsoft Word 97 interface. The title bar reads "Microsoft Word - Document1". The menu bar includes File, Edit, View, Insert, Format, Tools, Table, Window, and Help. The Tools menu is open, showing options such as Spelling and Grammar... (F7), Language, Word Count..., AutoSummarize..., AutoCorrect..., Look Up Reference..., Track Changes, Merge Documents..., Protect Document..., Mail Merge..., Envelopes and Labels..., Letter Wizard..., Macro, Templates and Add-Ins..., Customize..., and Options... The document text "The quick brown fox ju" is visible in the main window. The status bar at the bottom shows "Page 1 Sec 1 1/1 At 1" Ln 1 Col 47" and various editing modes like REC, TRK, EXT, OVR, WPH.</p> <p>Word 97.</p> <p>Word 97 further discloses:</p>

Exhibit C-31

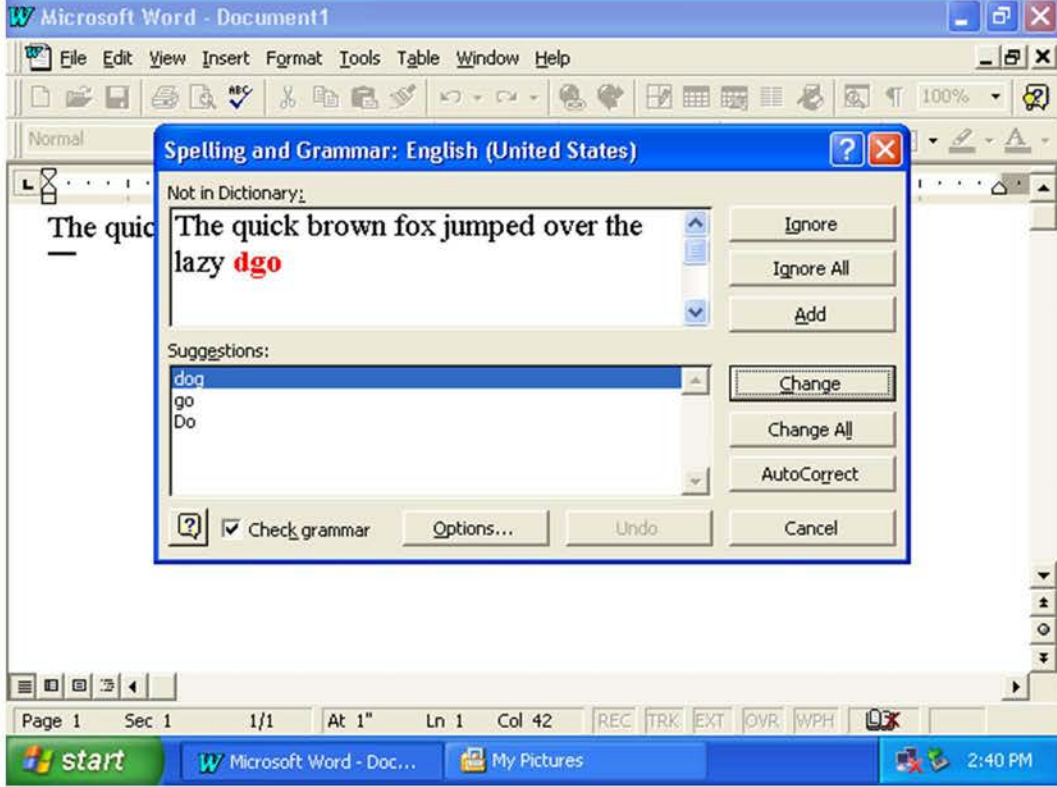
'843 Patent Claims	Disclosure
	 <p>The screenshot shows a Microsoft Word window titled "Microsoft Word - Document1". The menu bar includes File, Edit, View, Insert, Format, Tools, Table, Window, and Help. The ribbon shows the "Normal" style. A "Spelling and Grammar: English (United States)" dialog box is open, displaying the text "The quick brown fox jumped over the lazy dgo". The word "dgo" is highlighted in red. The "Not in Dictionary:" section contains the text "The quick brown fox jumped over the lazy dgo". The "Suggestions:" section lists "dog", "go", and "Do". The "dog" suggestion is selected. The dialog box has buttons for "Ignore", "Ignore All", "Add", "Change", "Change All", "AutoCorrect", "Check grammar", "Options...", "Undo", and "Cancel". The status bar at the bottom shows "Page 1", "Sec 1", "1/1", "At 1\"", "Ln 1", "Col 42", and "2:40 PM".</p> <p>Word 97.</p> <p>Word 97 further discloses:</p>

Exhibit C-31

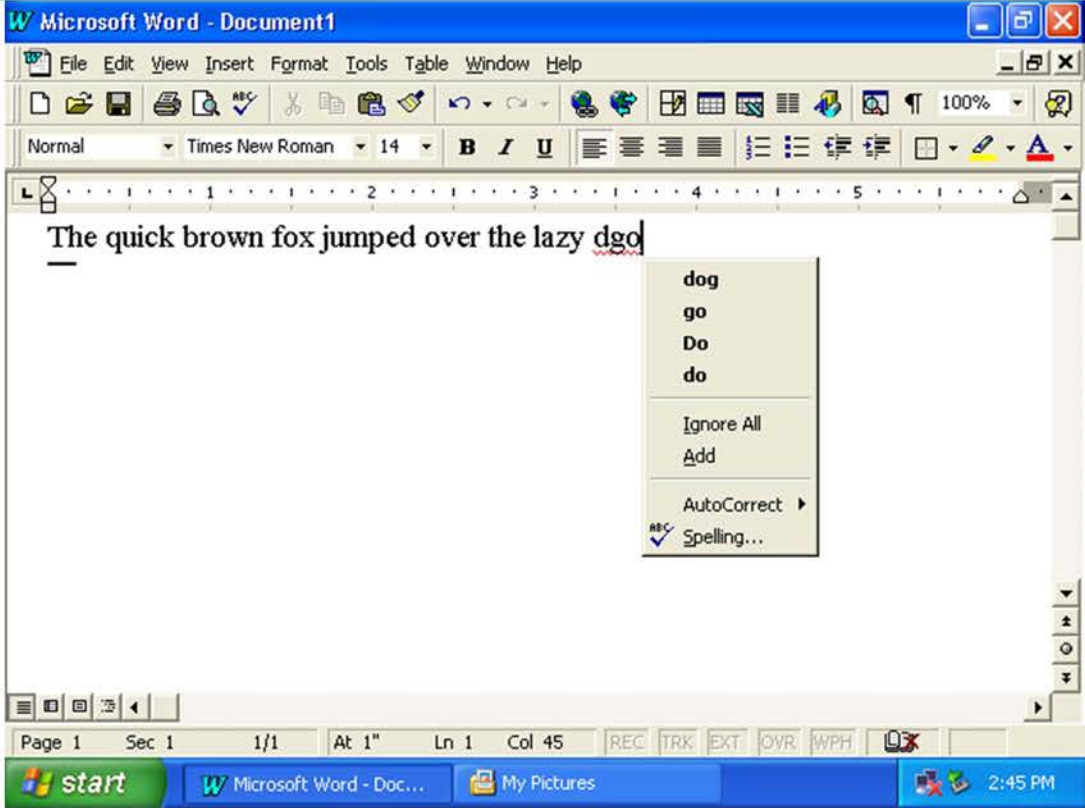
'843 Patent Claims	Disclosure
	 <p>The screenshot shows a Microsoft Word window titled "Microsoft Word - Document1". The menu bar includes File, Edit, View, Insert, Format, Tools, Table, Window, and Help. The toolbar contains various icons for file operations and editing. The status bar at the bottom indicates "Page 1 Sec 1 1/1 At 1" Ln 1 Col 45". The taskbar shows the Start button, the Word application, and the My Pictures folder. The time is 2:45 PM.</p> <p>The main document area displays the text "The quick brown fox jumped over the lazy dgo". A spelling correction dropdown menu is open over the word "dgo", listing the following options: "dog", "go", "Do", "do", "Ignore All", "Add", "AutoCorrect", and "Spelling...". The word "dog" is highlighted as the suggested correction.</p> <p>Word 97.</p> <p>Word 97 further discloses:</p>

Exhibit C-31

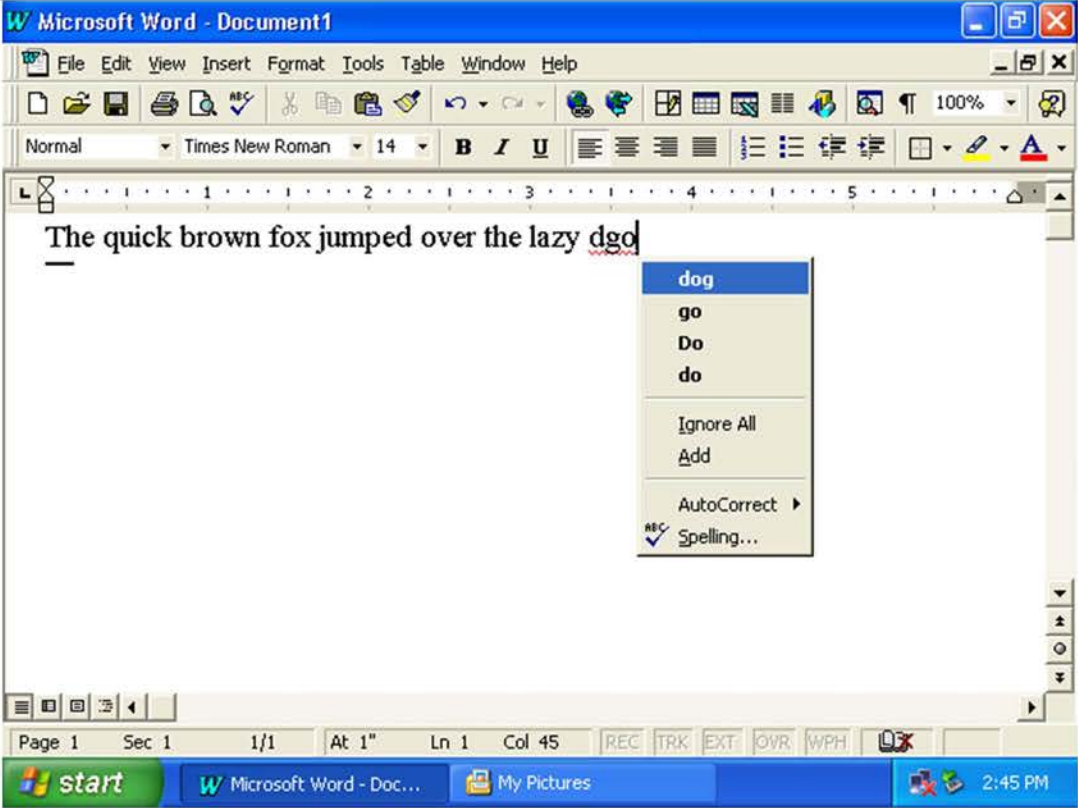
'843 Patent Claims	Disclosure
	 <p>The screenshot shows a Microsoft Word window titled "Microsoft Word - Document1". The menu bar includes File, Edit, View, Insert, Format, Tools, Table, Window, and Help. The ribbon shows the "Normal" style, Times New Roman font, size 14, and bold, italic, and underline options. The text "The quick brown fox jumped over the lazy dgo" is displayed, with "dgo" underlined. A spelling correction dropdown menu is open, showing suggestions: "dog", "go", "Do", and "do". Below these are options for "Ignore All", "Add", "AutoCorrect", and "Spelling...". The status bar at the bottom indicates "Page 1 Sec 1 1/1 At 1" Ln 1 Col 45". The Windows taskbar at the bottom shows the Start button, Microsoft Word, My Pictures, and the time 2:45 PM.</p> <p>Word 97.</p> <p>Word 97 further discloses:</p>

Exhibit C-31

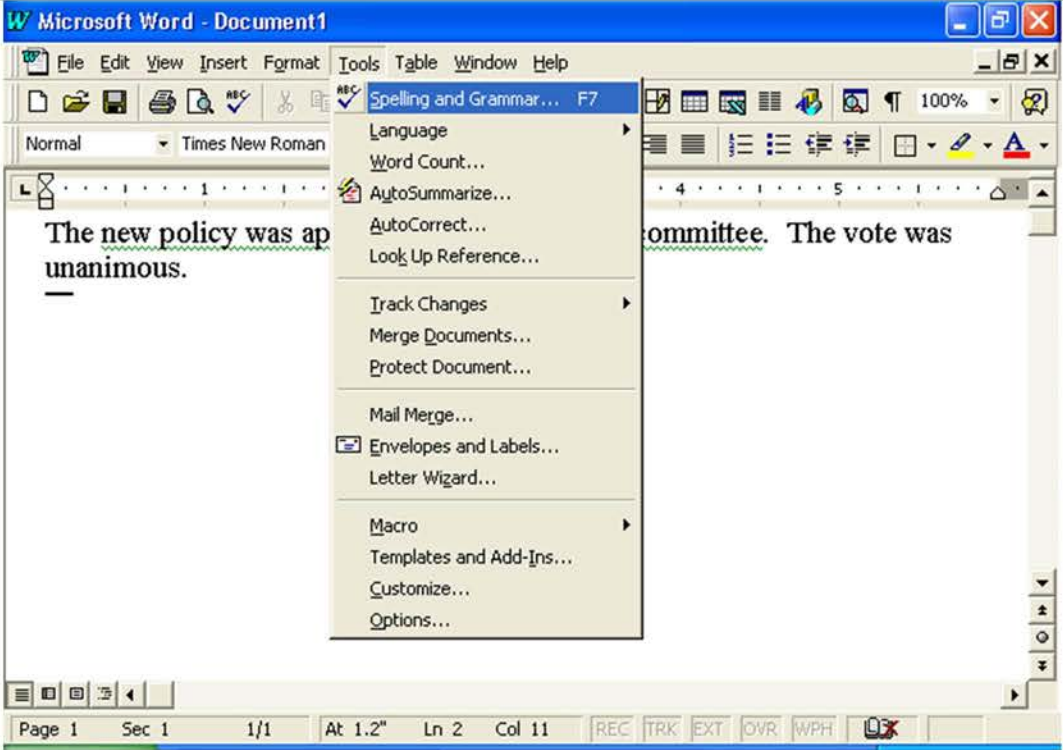
'843 Patent Claims	Disclosure
	 <p>The screenshot shows a Microsoft Word window titled "Microsoft Word - Document1". The "Tools" menu is open, and the "Spelling and Grammar" option is selected. The menu items include: Spelling and Grammar... F7, Language, Word Count..., AutoSummarize..., AutoCorrect..., Look Up Reference..., Track Changes, Merge Documents..., Protect Document..., Mail Merge..., Envelopes and Labels..., Letter Wizard..., Macro, Templates and Add-Ins..., Customize..., and Options... The document text is partially visible, showing "The new policy was ap unanimous." and "committee. The vote was". The status bar at the bottom indicates "Page 1 Sec 1 1/1 At 1.2" Ln 2 Col 11".</p> <p>Word 97.</p> <p>Word 97 further discloses:</p>

Exhibit C-31

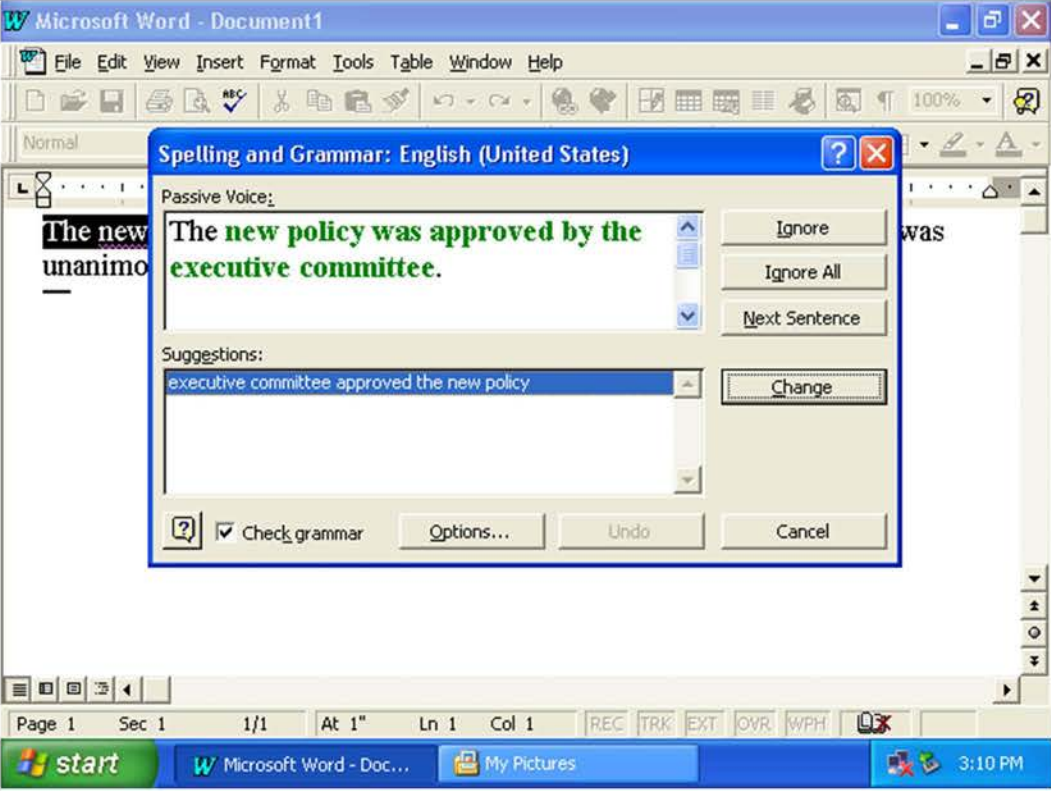
'843 Patent Claims	Disclosure
	 <p>Word 97.</p> <p>Word 97 further discloses:</p>

Exhibit C-31

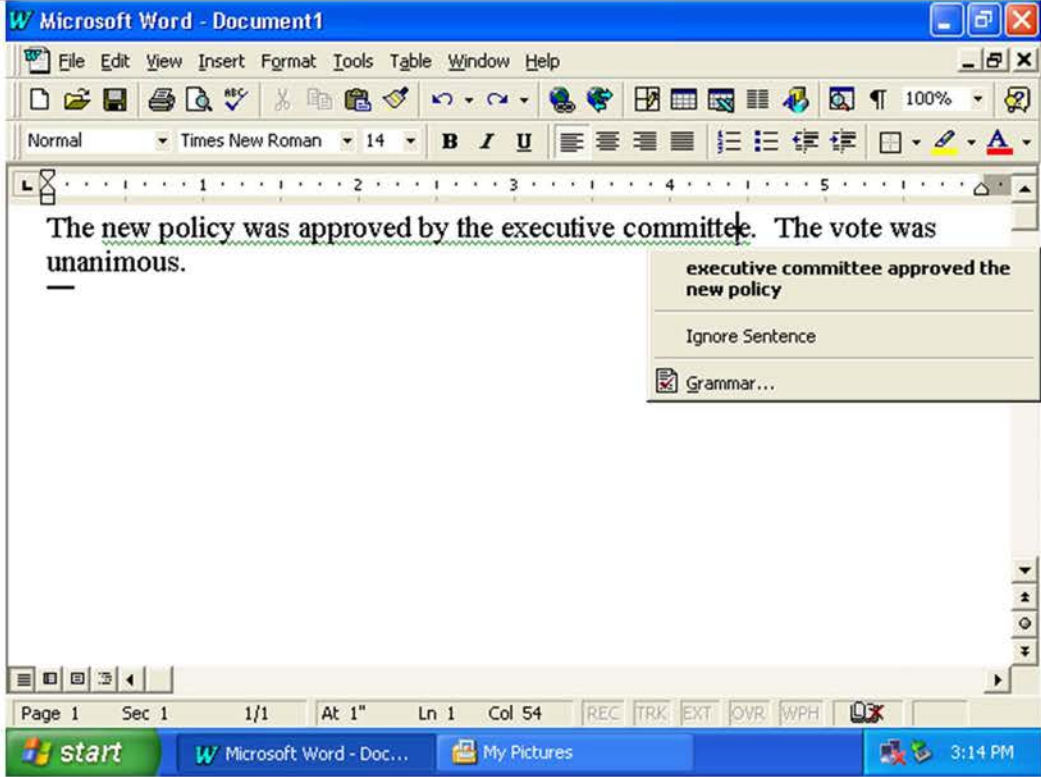
'843 Patent Claims	Disclosure
	 <p>The screenshot shows a Microsoft Word window titled "Microsoft Word - Document1". The menu bar includes File, Edit, View, Insert, Format, Tools, Table, Window, and Help. The ribbon shows the "Normal" style with "Times New Roman" font and size "14". The text in the document is "The new policy was approved by the executive committee. The vote was unanimous." A grammar check tooltip is visible over the sentence, displaying the error "executive committee approved the new policy" and options to "Ignore Sentence" or "Grammar...". The status bar at the bottom indicates "Page 1 Sec 1 1/1 At 1" Ln 1 Col 54". The Windows taskbar at the bottom shows the start button, "Microsoft Word - Doc...", "My Pictures", and the time "3:14 PM".</p> <p>Word 97.</p> <p>Word 97 further discloses:</p>

Exhibit C-31

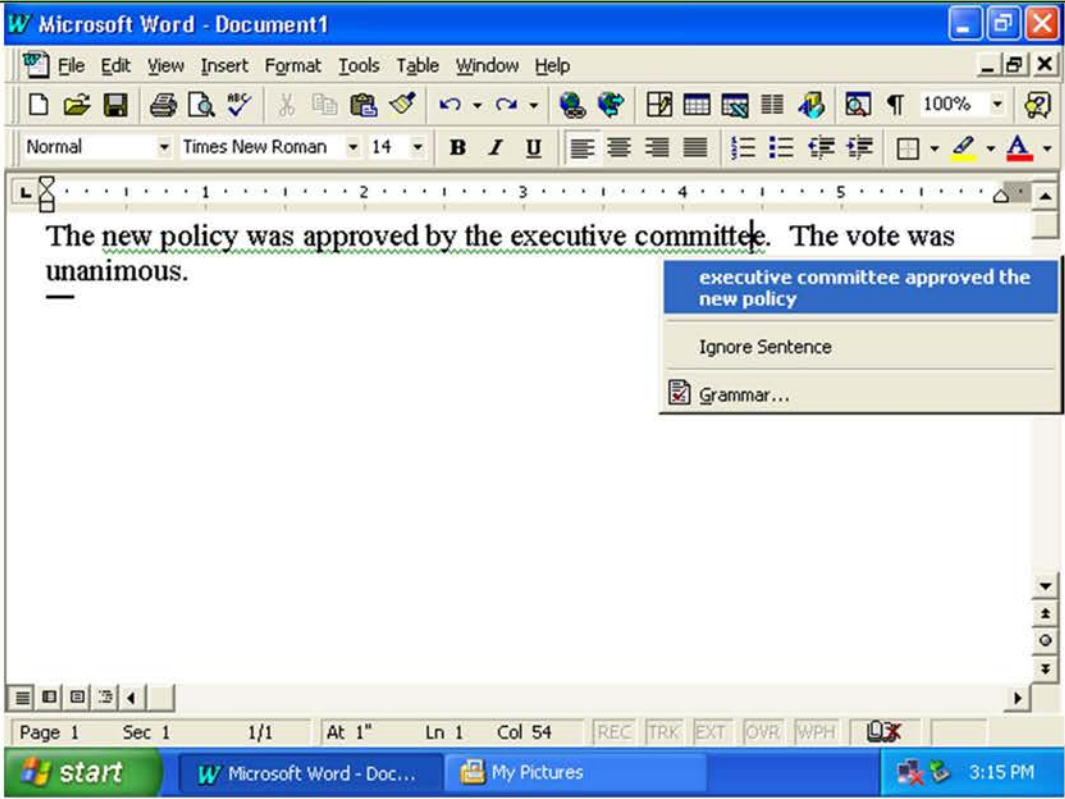
'843 Patent Claims	Disclosure
	 <p>The screenshot shows the Microsoft Word 97 interface. The title bar reads "Microsoft Word - Document1". The menu bar includes File, Edit, View, Insert, Format, Tools, Table, Window, and Help. The toolbar contains various icons for file operations and editing. The status bar at the bottom indicates "Page 1 Sec 1 1/1 At 1" Ln 1 Col 54". The taskbar shows the Start button and open applications: Microsoft Word - Doc... and My Pictures. The time is 3:15 PM. The main text area contains the sentence: "The new policy was approved by the executive committee. The vote was unanimous." A red squiggly line is under the word "committee". A context menu is open over the error, showing the text "executive committee approved the new policy" in a blue box, followed by "Ignore Sentence" and "Grammar..." with a checkmark icon.</p> <p>Word 97.</p> <p>Word 97 further discloses:</p>

Exhibit C-31

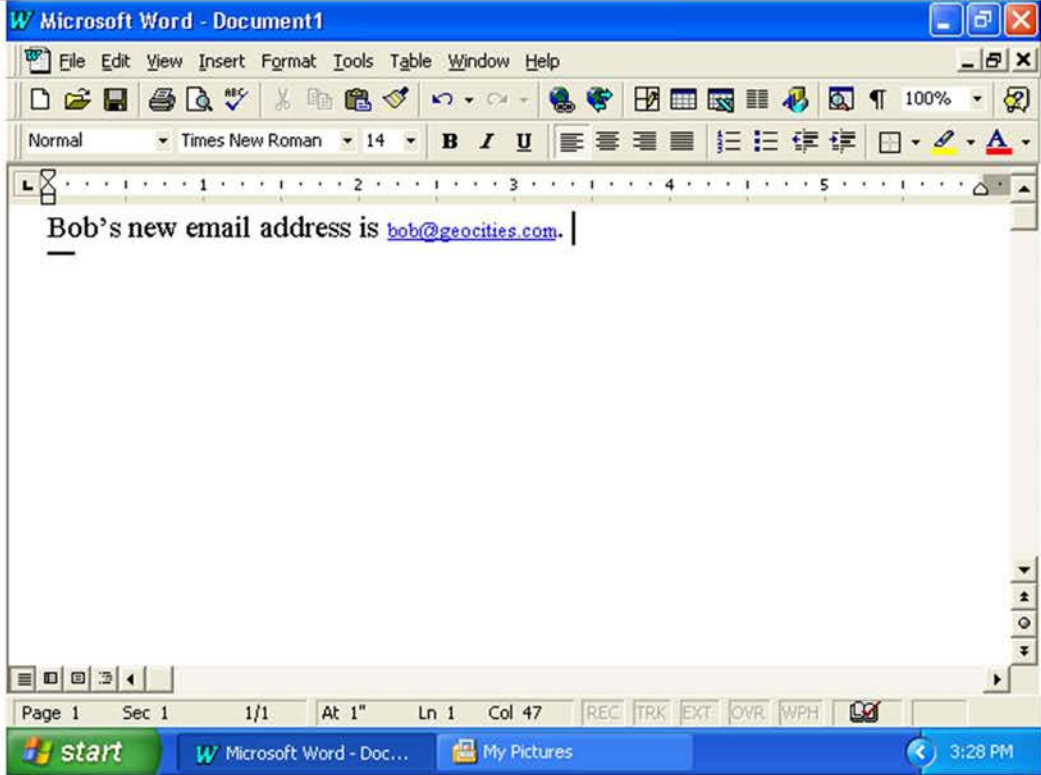
'843 Patent Claims	Disclosure
	 <p data-bbox="674 1075 800 1108">Word 97.</p> <p data-bbox="674 1149 1016 1182">Word 97 further discloses:</p>

Exhibit C-31

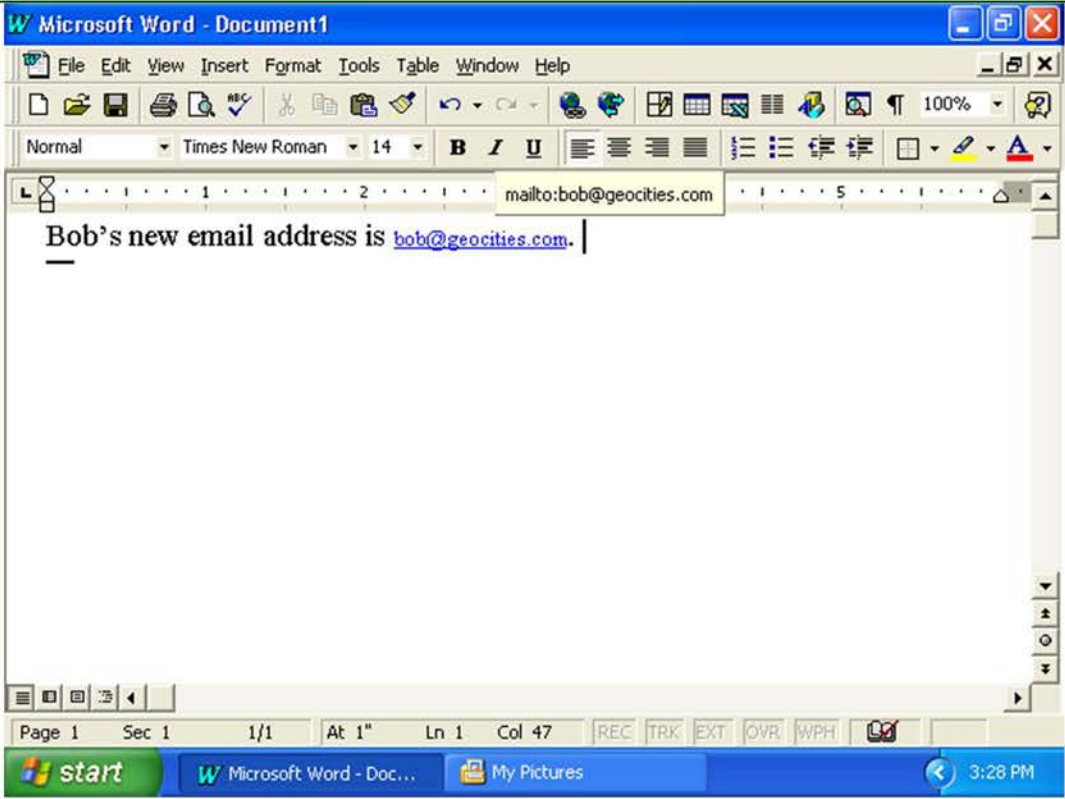
'843 Patent Claims	Disclosure
	 <p data-bbox="674 1096 802 1129">Word 97.</p> <p data-bbox="674 1169 1018 1202">Word 97 further discloses:</p>

Exhibit C-31

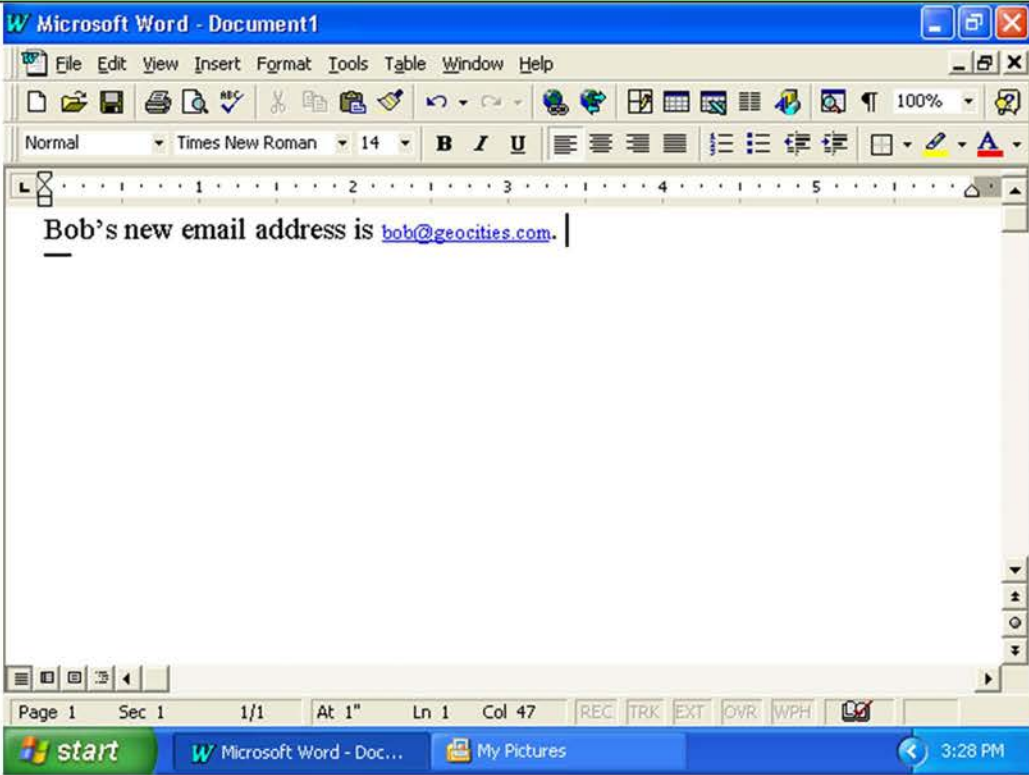
'843 Patent Claims	Disclosure
	 <p data-bbox="674 1034 800 1067">Word 97.</p> <p data-bbox="674 1108 1016 1141">Word 97 further discloses:</p>

Exhibit C-31

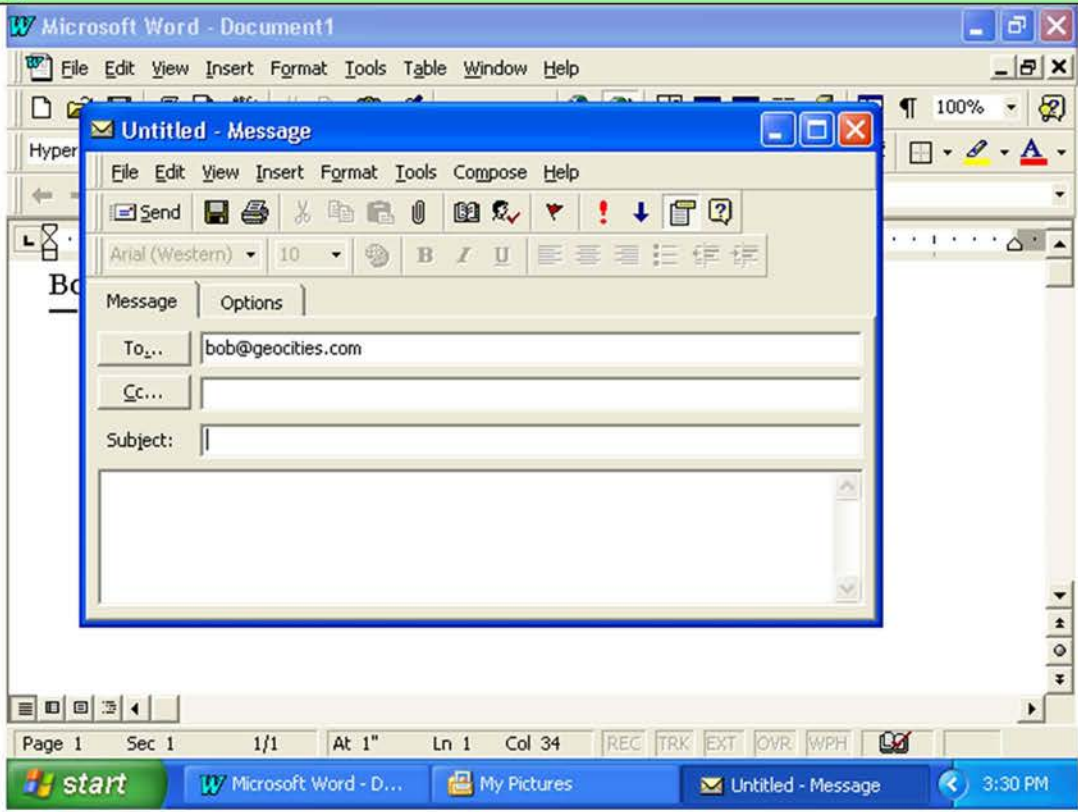
'843 Patent Claims	Disclosure
	 <p>The screenshot shows a Microsoft Word 97 window titled "Microsoft Word - Document1" with a menu bar (File, Edit, View, Insert, Format, Tools, Table, Window, Help) and a toolbar. An "Untitled - Message" window is open in the foreground, also with a menu bar (File, Edit, View, Insert, Format, Tools, Compose, Help) and a toolbar. The message window has fields for "To..." (bob@geocities.com), "Cc...", and "Subject:". The Word window's status bar at the bottom shows "Page 1 Sec 1 1/1 At 1" Ln 1 Col 34" and a taskbar with "start", "Microsoft Word - D...", "My Pictures", "Untitled - Message", and "3:30 PM".</p> <p>Word 97.</p> <p>Word 97 further discloses:</p>

Exhibit C-31

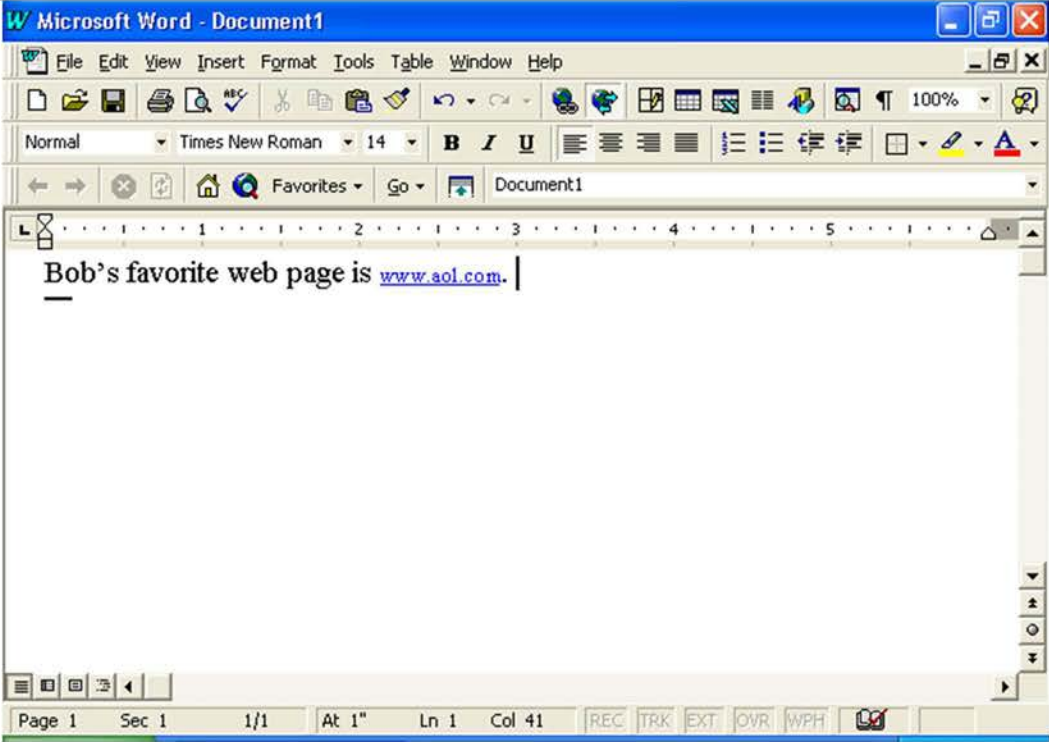
'843 Patent Claims	Disclosure
	 <p>Word 97.</p> <p>Word 97 further discloses:</p>

Exhibit C-31

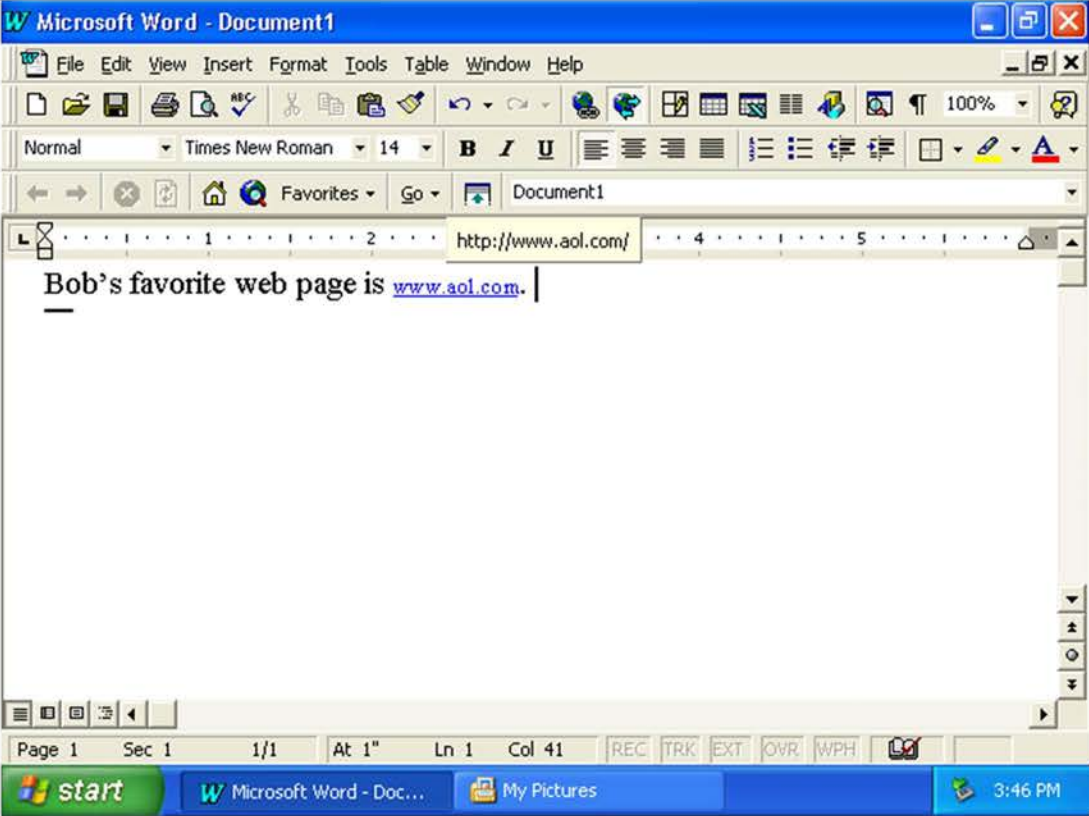
'843 Patent Claims	Disclosure
	 <p data-bbox="674 1078 800 1111">Word 97.</p> <p data-bbox="674 1153 1016 1186">Word 97 further discloses:</p>

Exhibit C-31

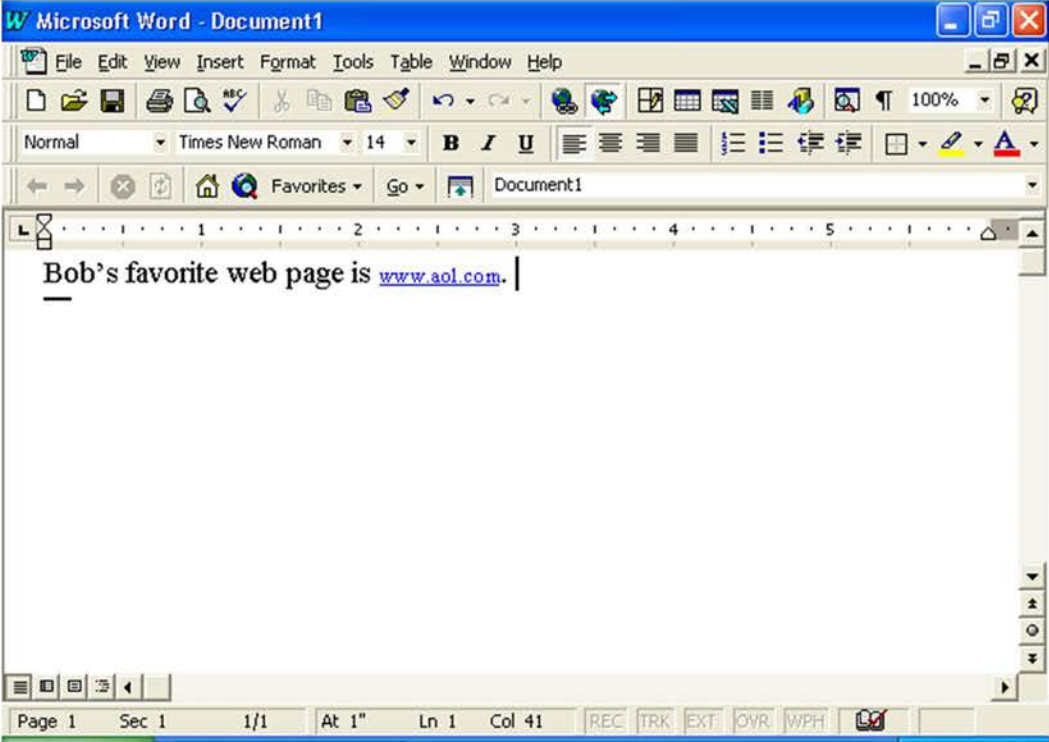
'843 Patent Claims	Disclosure
	 <p data-bbox="674 1045 800 1078">Word 97.</p> <p data-bbox="674 1120 1016 1153">Word 97 further discloses:</p>

Exhibit C-31

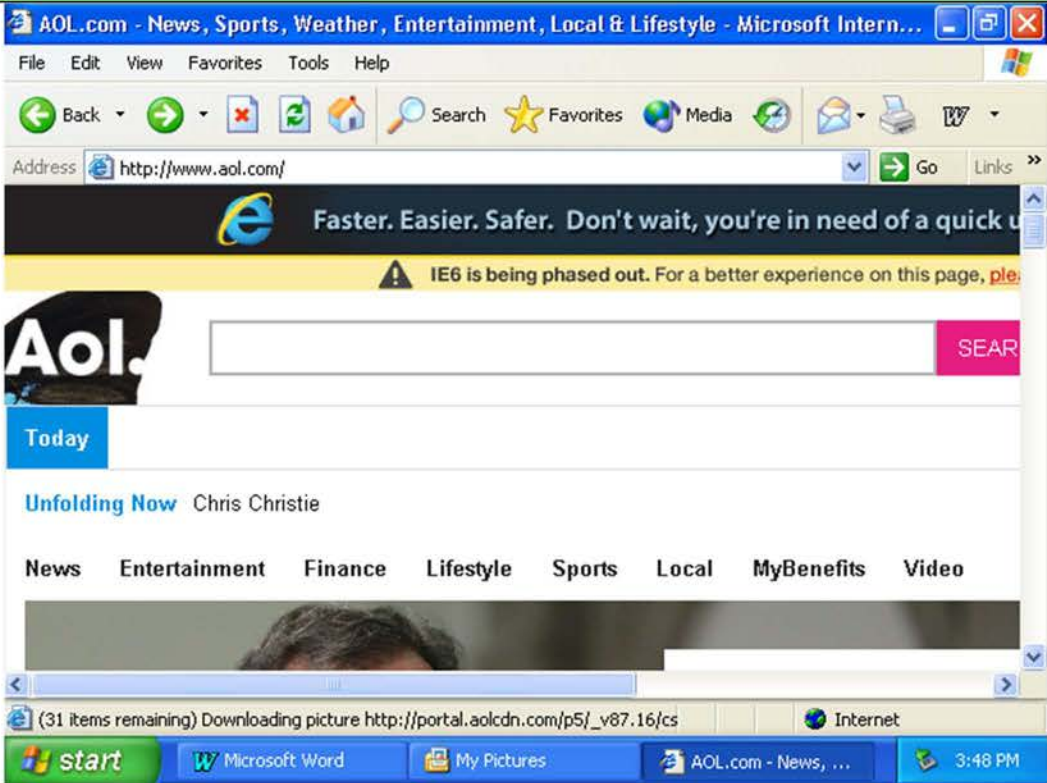
'843 Patent Claims	Disclosure
	 <p>Word 97.</p>
<p>providing an input device, configured by the first computer program, that allows a user to enter a user command to initiate an operation, the operation comprising (i) performing a search using at least part of the first information as a search term in order to find the</p>	<p>Word 97 discloses this element.</p> <p>For example, the following screenshots highlight aspects of Word 97 functionality that discloses providing an input device, configured by the first computer program, that allows a user to enter a user command to initiate an operation, the operation comprising (i) performing a search using at least part of the first information as a search term in order to find the second information, of a specific type or types, associated with the search term in an information source external to the document, wherein the specific type or types of second information is dependent at least in part on the type or types of the</p>

Exhibit C-31

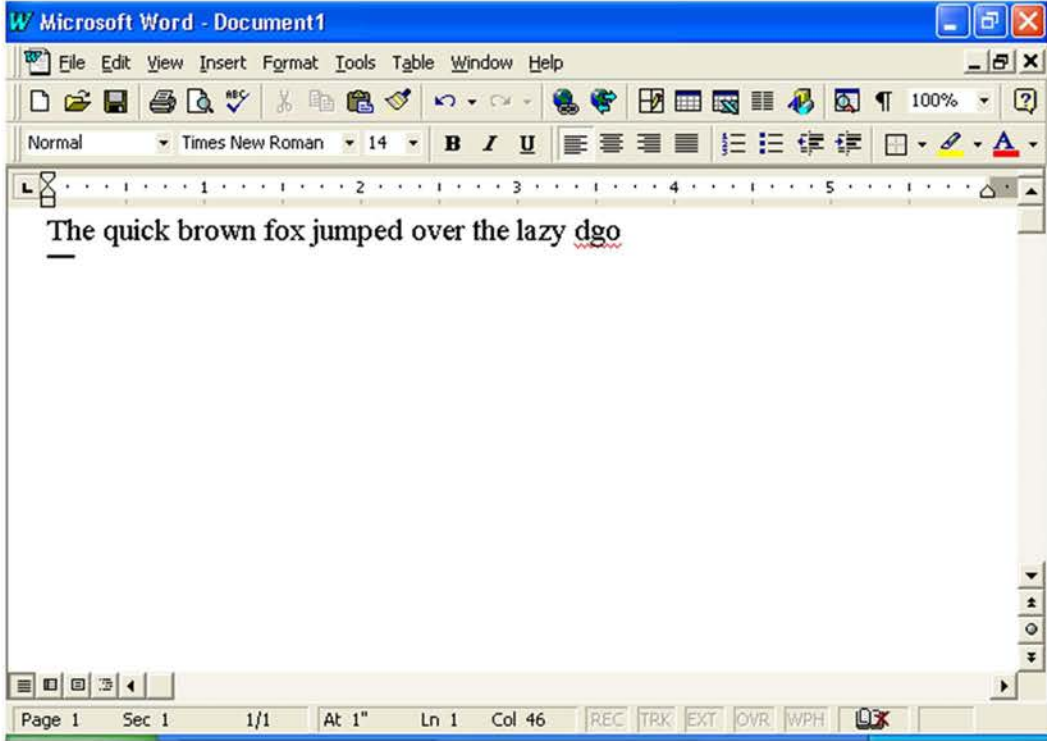
'843 Patent Claims	Disclosure
<p>second information, of a specific type or types, associated with the search term in an information source external to the document, wherein the specific type or types of second information is dependent at least in part on the type or types of the first information, and (ii) performing an action using at least part of the second information;</p>	<p>first information, and (ii) performing an action using at least part of the second information. Specifically, Word 97 discloses:</p> <p>Word 97 further discloses:</p>  <p>The screenshot shows a Microsoft Word window titled 'Microsoft Word - Document1'. The menu bar includes File, Edit, View, Insert, Format, Tools, Table, Window, and Help. The toolbar contains various icons for file operations, editing, and formatting. The status bar at the bottom indicates 'Page 1', 'Sec 1', '1/1', 'At 1"', 'Ln 1', 'Col 46', and several status indicators (REC, TRK, EXT, OVR, WPH, and a red X icon).</p> <p>Word 97.</p> <p>Word 97 further discloses:</p>

Exhibit C-31

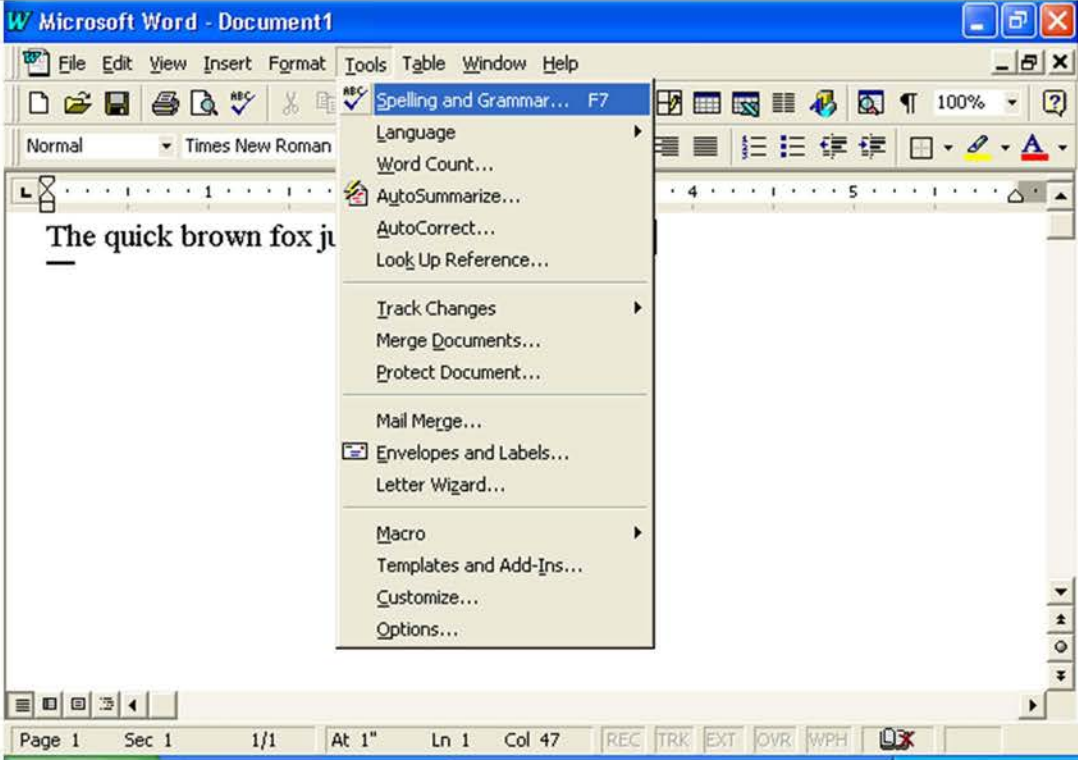
'843 Patent Claims	Disclosure
	 <p data-bbox="674 1063 804 1096">Word 97.</p> <p data-bbox="674 1138 1020 1171">Word 97 further discloses:</p>

Exhibit C-31

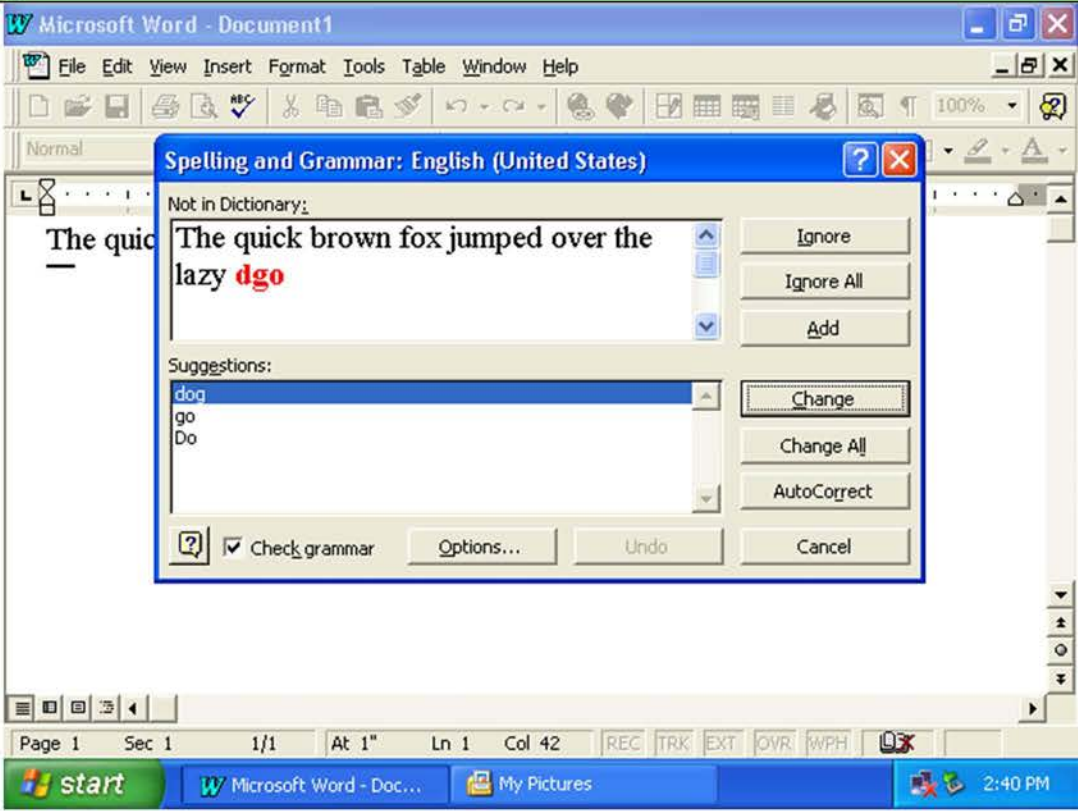
'843 Patent Claims	Disclosure
	 <p>The screenshot shows a Microsoft Word window titled "Microsoft Word - Document1". The menu bar includes File, Edit, View, Insert, Format, Tools, Table, Window, and Help. The ribbon shows the "Normal" style. A "Spelling and Grammar: English (United States)" dialog box is open, displaying the text "The quick brown fox jumped over the lazy dgo". The word "dgo" is highlighted in red. The "Not in Dictionary:" section lists "dgo". The "Suggestions:" section lists "dog", "go", and "Do". The "dog" suggestion is selected. Buttons for "Ignore", "Ignore All", "Add", "Change", "Change All", "AutoCorrect", "Check grammar", "Options...", "Undo", and "Cancel" are visible. The status bar at the bottom shows "Page 1 Sec 1 1/1 At 1" Ln 1 Col 42". The Windows taskbar at the bottom shows the Start button, Microsoft Word, My Pictures, and the time 2:40 PM.</p> <p>Word 97.</p> <p>Word 97 further discloses:</p>

Exhibit C-31

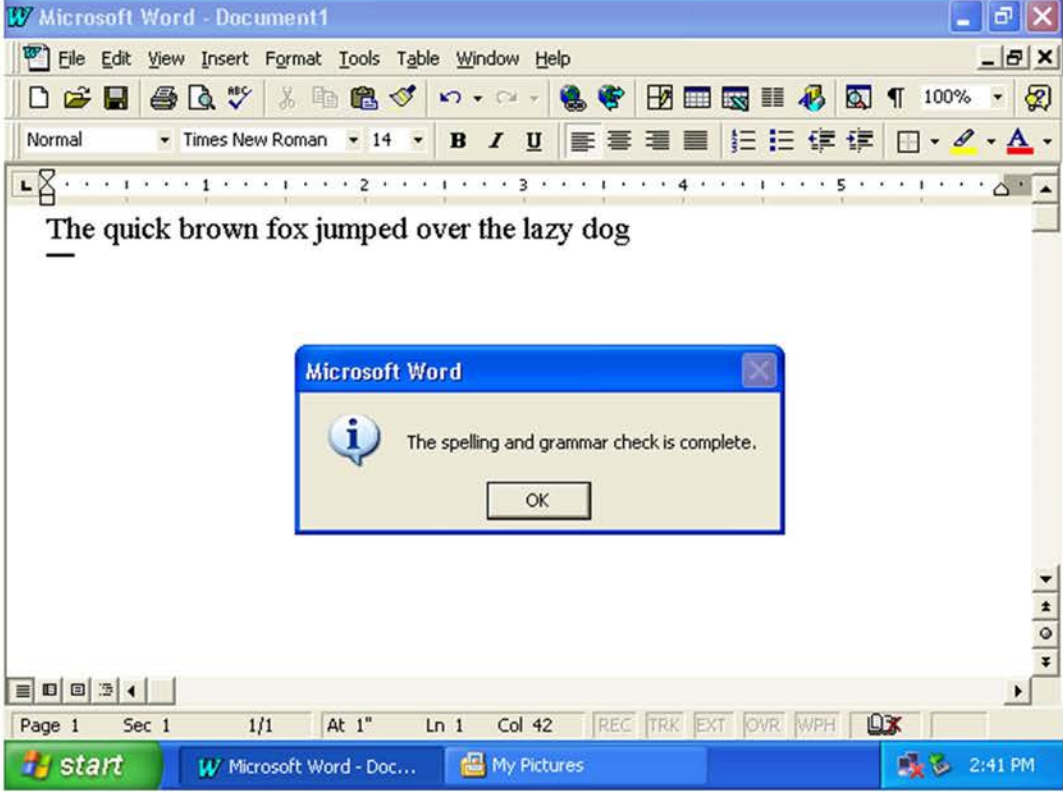
'843 Patent Claims	Disclosure
	 <p>The screenshot displays the Microsoft Word 97 interface. The main window shows the text "The quick brown fox jumped over the lazy dog" on a single line. A dialog box titled "Microsoft Word" is centered on the screen, containing an information icon and the text "The spelling and grammar check is complete." with an "OK" button. The status bar at the bottom indicates "Page 1 Sec 1 1/1 At 1" Ln 1 Col 42". The Windows taskbar at the bottom shows the Start button, the Microsoft Word application, and the My Pictures folder, with the system clock showing 2:41 PM.</p> <p>Word 97.</p> <p>Word 97 further discloses:</p>

Exhibit C-31

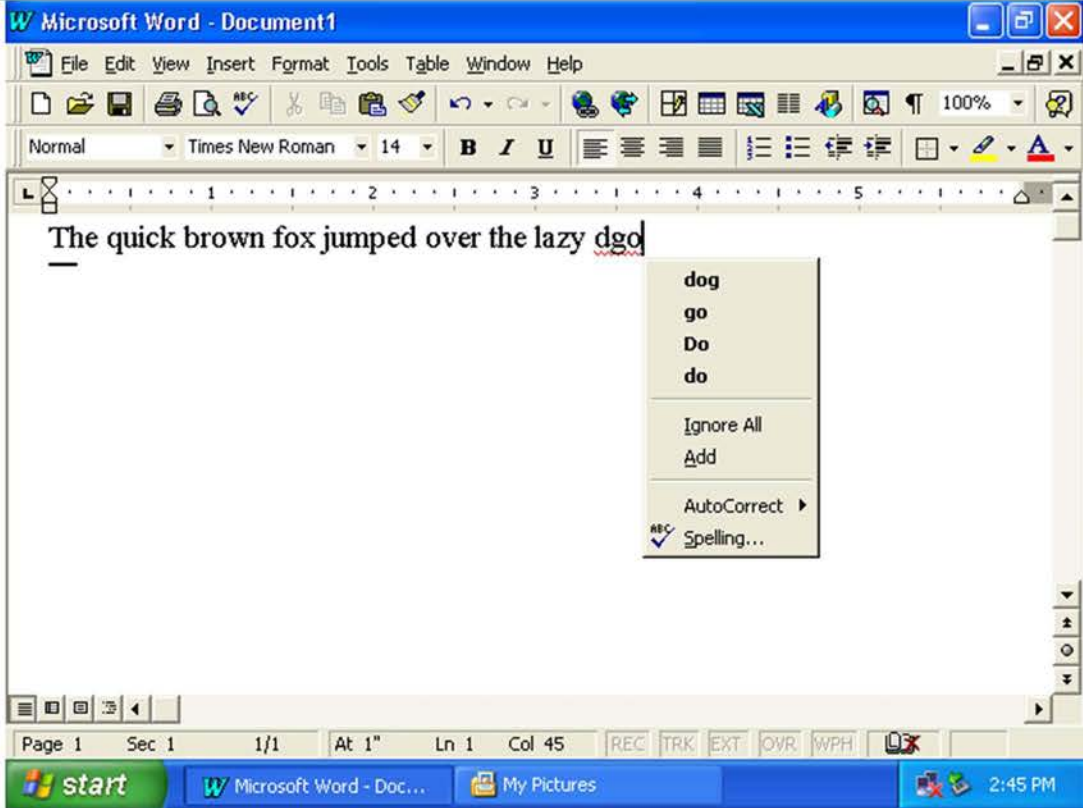
'843 Patent Claims	Disclosure
	 <p>The screenshot shows the Microsoft Word 97 interface. The title bar reads "Microsoft Word - Document1". The menu bar includes File, Edit, View, Insert, Format, Tools, Table, Window, and Help. The toolbar contains icons for file operations and editing. The status bar at the bottom indicates "Page 1 Sec 1 1/1 At 1" Ln 1 Col 45". The taskbar shows the Start button and open applications: Microsoft Word - Doc... and My Pictures. The time is 2:45 PM.</p> <p>The main document area displays the text "The quick brown fox jumped over the lazy dgo". A spelling correction dropdown menu is open over the word "dgo", listing the following options: dog, go, Do, do, Ignore All, Add, AutoCorrect, and Spelling... (with a checkmark and "ABC" icon).</p> <p>Word 97.</p> <p>Word 97 further discloses:</p>

Exhibit C-31

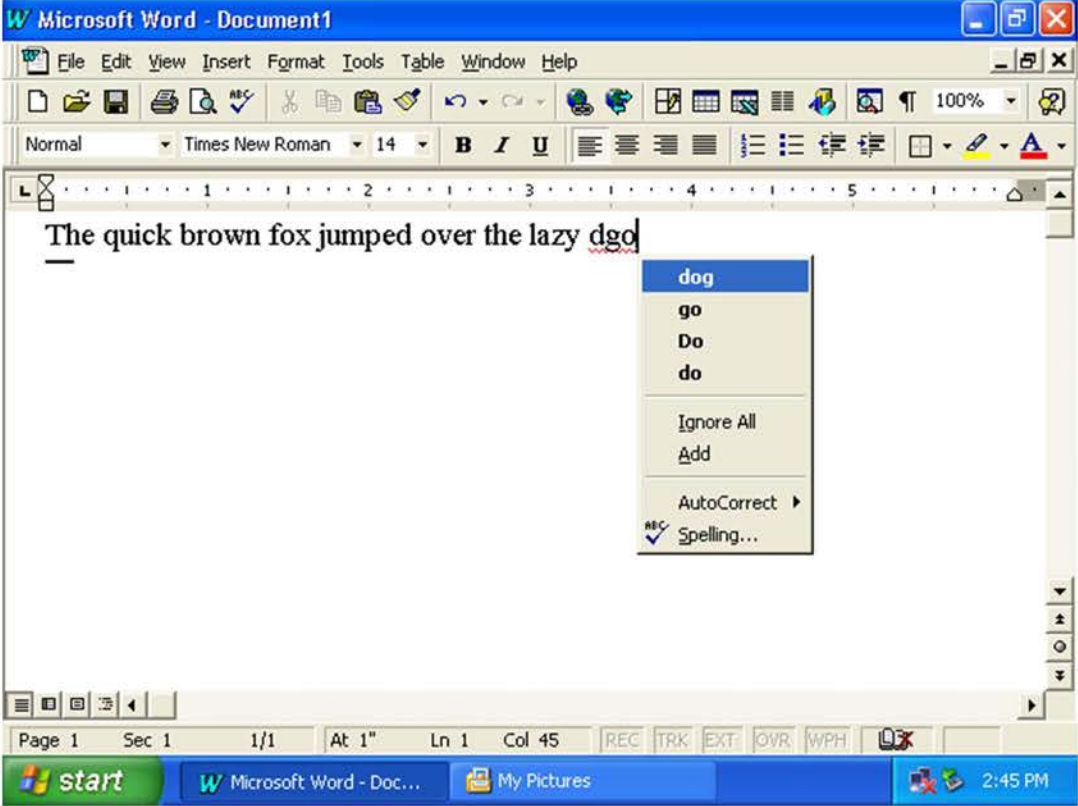
'843 Patent Claims	Disclosure
	 <p>The screenshot shows a Microsoft Word window titled "Microsoft Word - Document1". The menu bar includes File, Edit, View, Insert, Format, Tools, Table, Window, and Help. The ribbon shows the "Normal" style, Times New Roman font, size 14, and bold, italic, and underline options. The text "The quick brown fox jumped over the lazy dgo" is displayed, with "dgo" underlined. A spelling correction dropdown menu is open, showing suggestions: "dog", "go", "Do", and "do". Below these are "Ignore All", "Add", "AutoCorrect", and "Spelling...". The status bar at the bottom indicates "Page 1 Sec 1 1/1 At 1" Ln 1 Col 45". The Windows taskbar at the bottom shows the Start button, Microsoft Word, My Pictures, and the time 2:45 PM.</p> <p>Word 97.</p> <p>Word 97 further discloses:</p>

Exhibit C-31

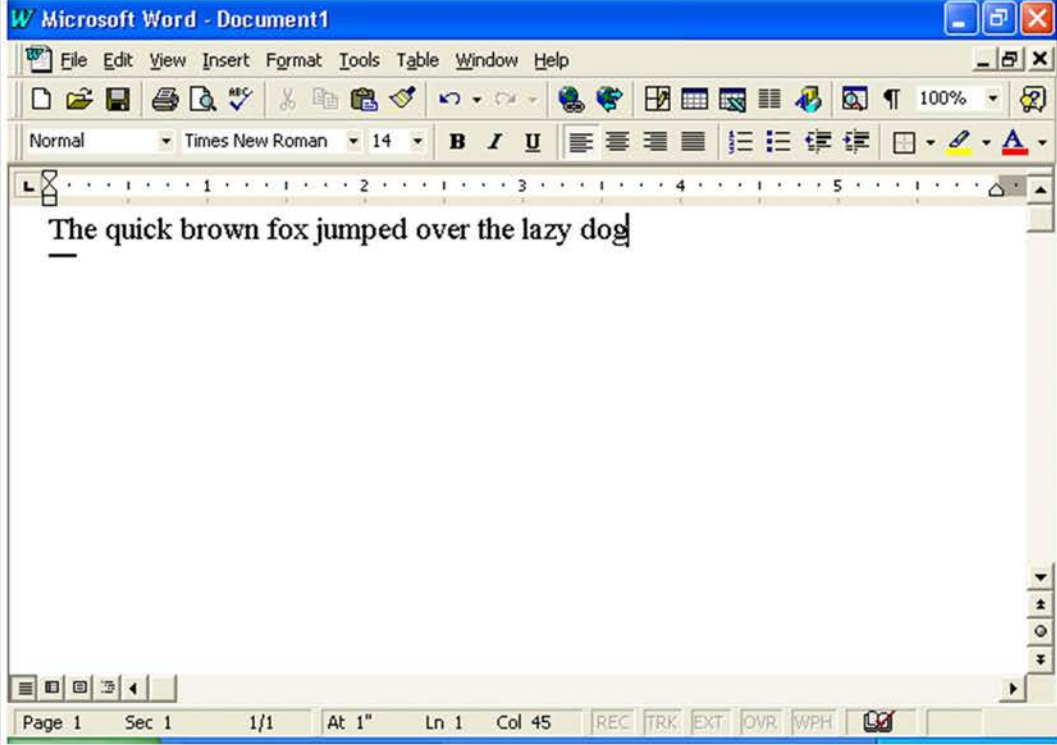
'843 Patent Claims	Disclosure
	 <p>The screenshot shows a Microsoft Word 97 window titled "Microsoft Word - Document1". The menu bar includes File, Edit, View, Insert, Format, Tools, Table, Window, and Help. The toolbar contains various icons for file operations and editing. The font settings are set to Normal, Times New Roman, size 14. The text "The quick brown fox jumped over the lazy dog" is displayed in the document area. The status bar at the bottom shows "Page 1 Sec 1 1/1 At 1" Ln 1 Col 45" and several status indicators: REC, TRK, EXT, OVR, WPH, and a red X icon.</p> <p>Word 97.</p> <p>Word 97 further discloses:</p>

Exhibit C-31

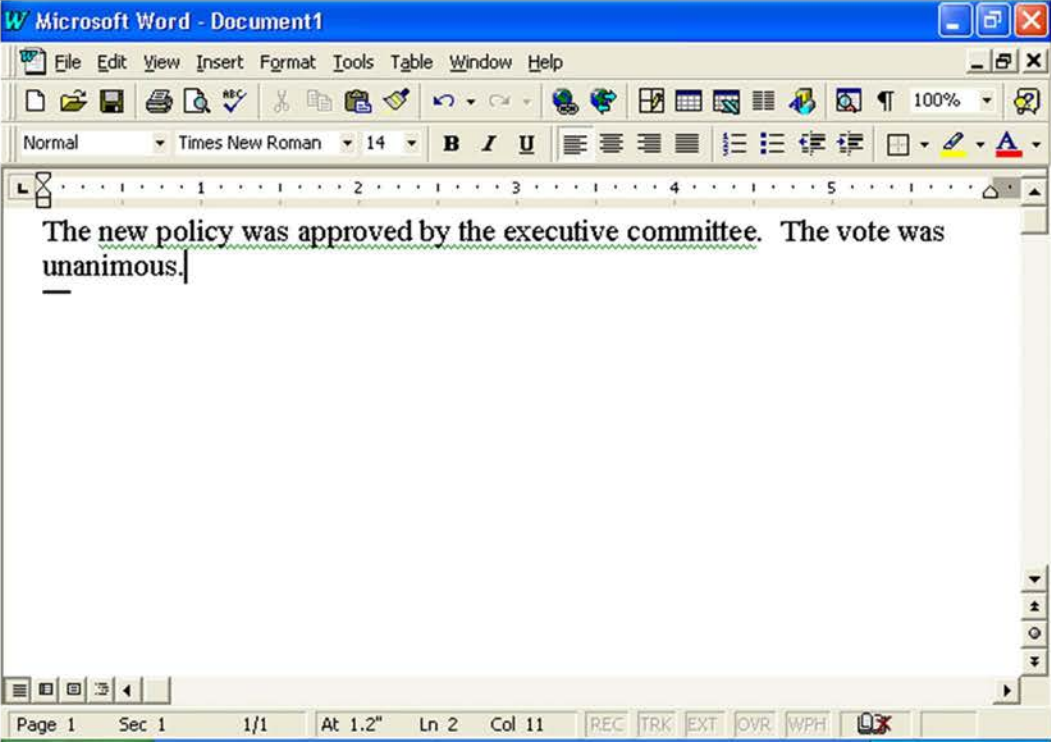
'843 Patent Claims	Disclosure
	 <p>Word 97.</p> <p>Word 97 further discloses:</p>

Exhibit C-31

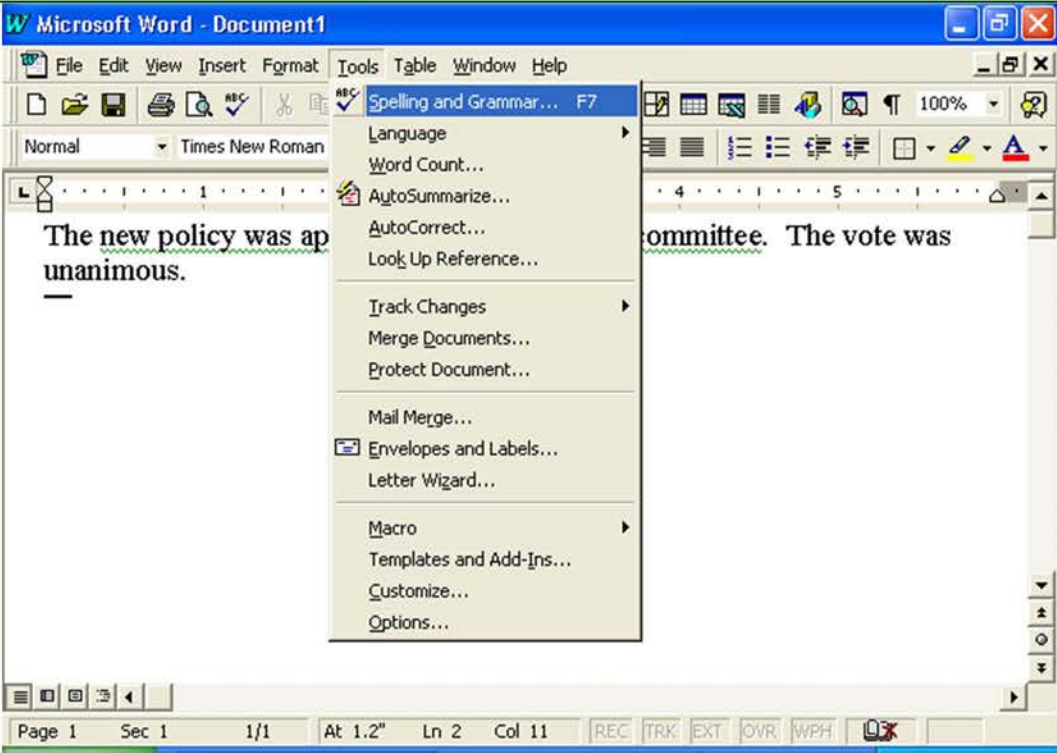
'843 Patent Claims	Disclosure
	 <p>The screenshot shows a Microsoft Word window titled "Microsoft Word - Document1". The "Tools" menu is open, with "Spelling and Grammar..." selected. The document text is "The new policy was ap unanimous." with a red squiggly line under "unanimous". The status bar at the bottom indicates "Page 1 Sec 1 1/1 At 1.2" Ln 2 Col 11".</p> <p>Word 97.</p> <p>Word 97 further discloses:</p>

Exhibit C-31

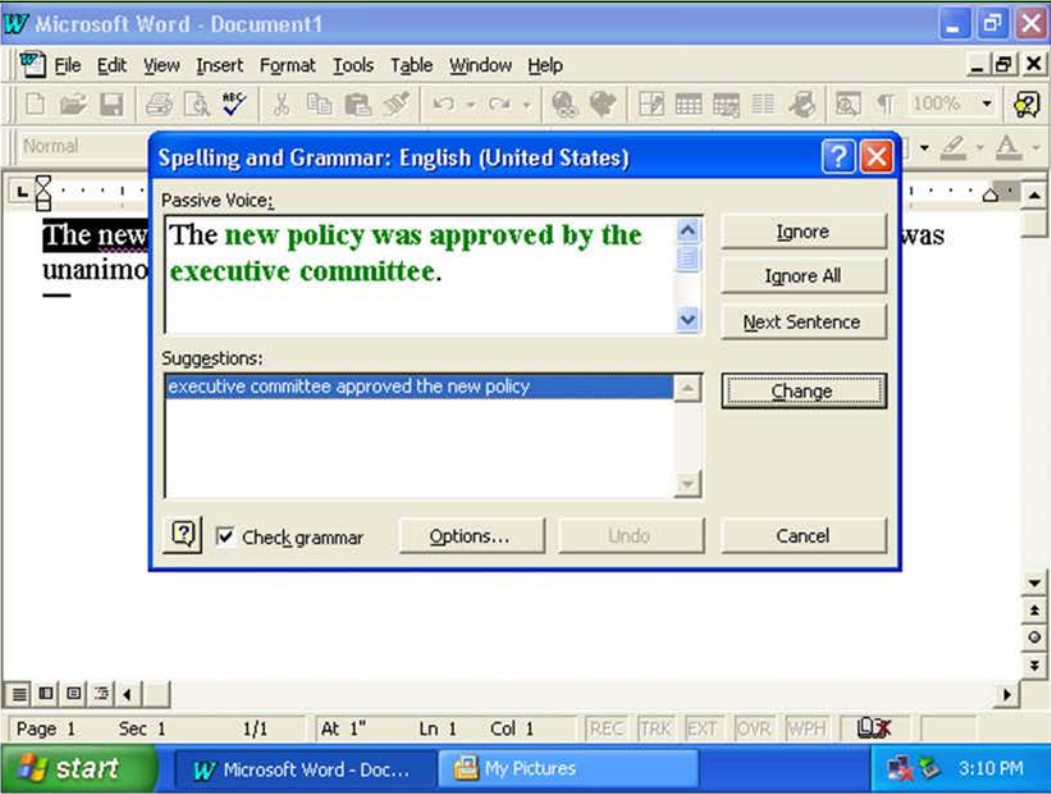
'843 Patent Claims	Disclosure
	 <p>Word 97.</p> <p>Word 97 further discloses:</p>

Exhibit C-31

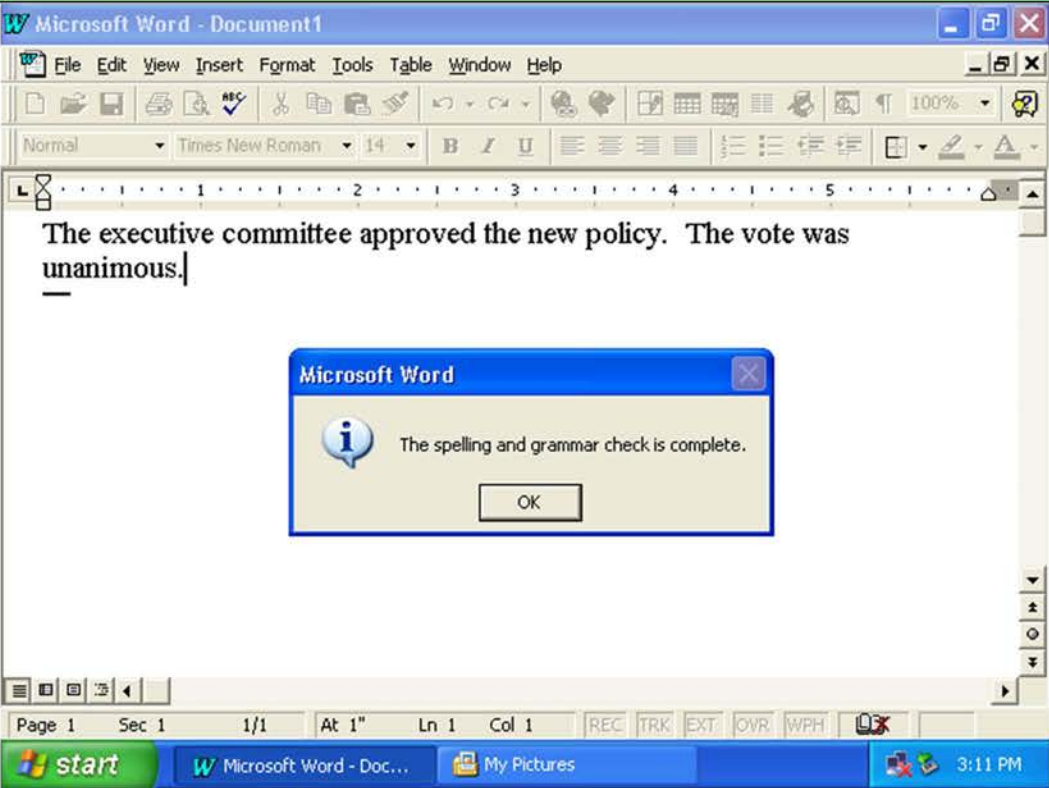
'843 Patent Claims	Disclosure
	 <p data-bbox="674 1053 800 1083">Word 97.</p> <p data-bbox="674 1125 1016 1156">Word 97 further discloses:</p>

Exhibit C-31

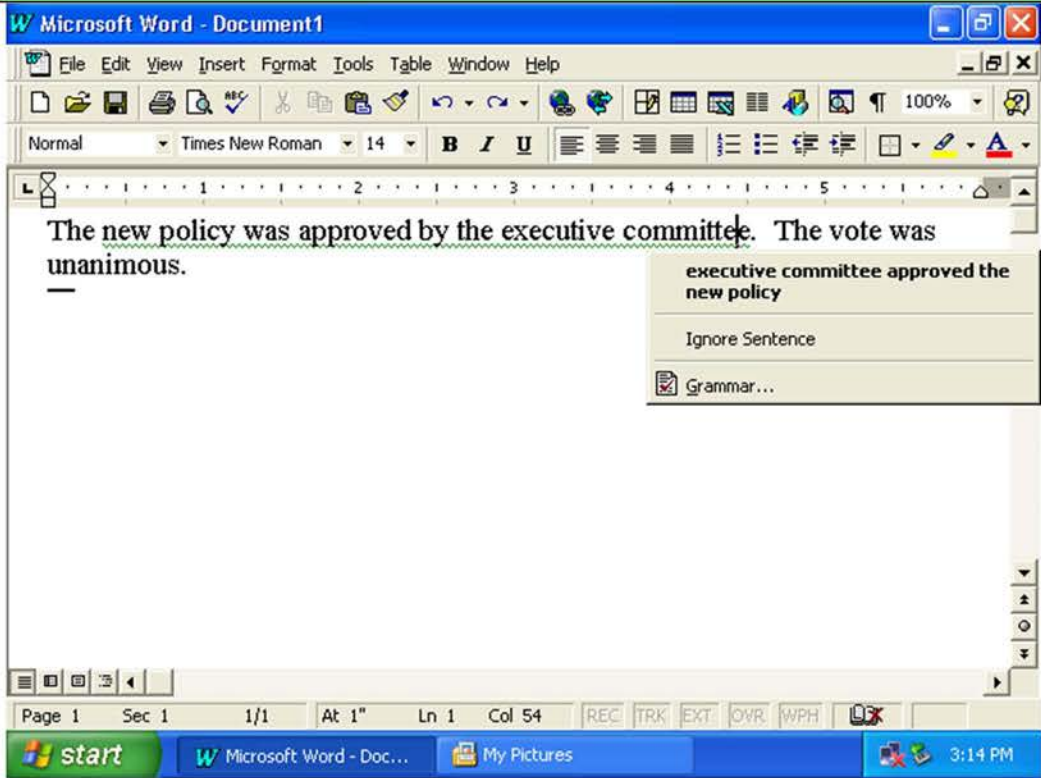
'843 Patent Claims	Disclosure
	 <p>The screenshot shows a Microsoft Word window titled "Microsoft Word - Document1". The menu bar includes File, Edit, View, Insert, Format, Tools, Table, Window, and Help. The ribbon shows the "Normal" style with "Times New Roman" font and size "14". The text in the document is "The new policy was approved by the executive committee. The vote was unanimous." A grammar check tooltip is visible over the period at the end of the first sentence, displaying the error "executive committee approved the new policy" and options to "Ignore Sentence" or "Grammar...". The status bar at the bottom indicates "Page 1 Sec 1 1/1 At 1" Ln 1 Col 54". The Windows taskbar at the bottom shows the Start button, "Microsoft Word - Doc...", "My Pictures", and the time "3:14 PM".</p> <p>Word 97.</p> <p>Word 97 further discloses:</p>

Exhibit C-31

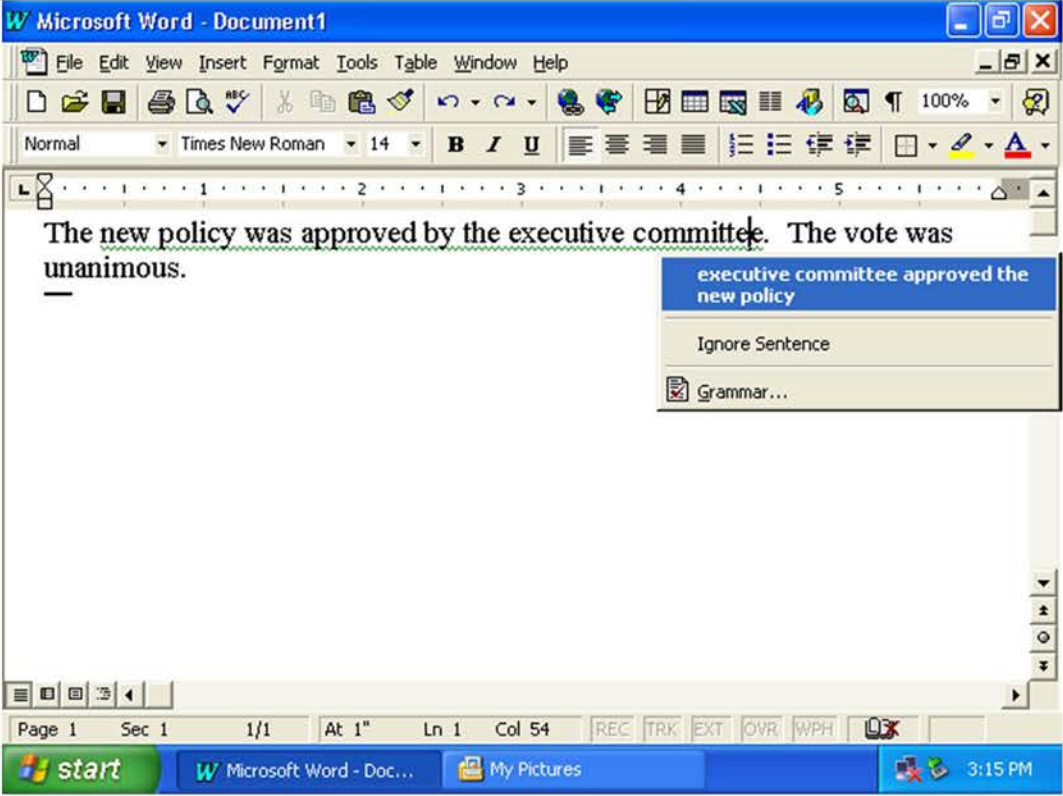
'843 Patent Claims	Disclosure
	 <p>The screenshot shows a Microsoft Word window titled "Microsoft Word - Document1". The menu bar includes File, Edit, View, Insert, Format, Tools, Table, Window, and Help. The ribbon shows the "Normal" style, Times New Roman font, size 14, and bold, italic, and underline options. The text in the document is "The new policy was approved by the executive committee. The vote was unanimous." A red squiggly line is under the word "committee". A context menu is open over the word "committee", showing the error "executive committee approved the new policy" and options "Ignore Sentence" and "Grammar...". The status bar at the bottom indicates "Page 1 Sec 1 1/1 At 1" Ln 1 Col 54". The Windows taskbar at the bottom shows the Start button, the Word application, and the My Pictures folder, with the time 3:15 PM.</p> <p>Word 97.</p> <p>Word 97 further discloses:</p>

Exhibit C-31

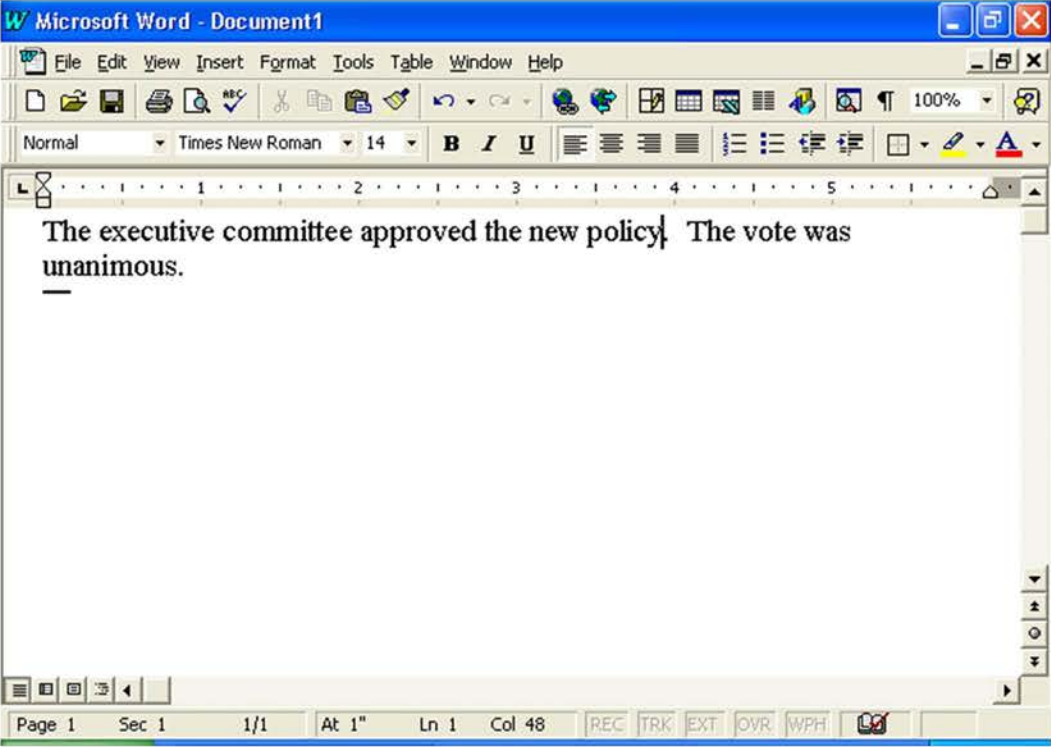
'843 Patent Claims	Disclosure
	 <p>Word 97.</p> <p>Word 97 further discloses:</p>

Exhibit C-31

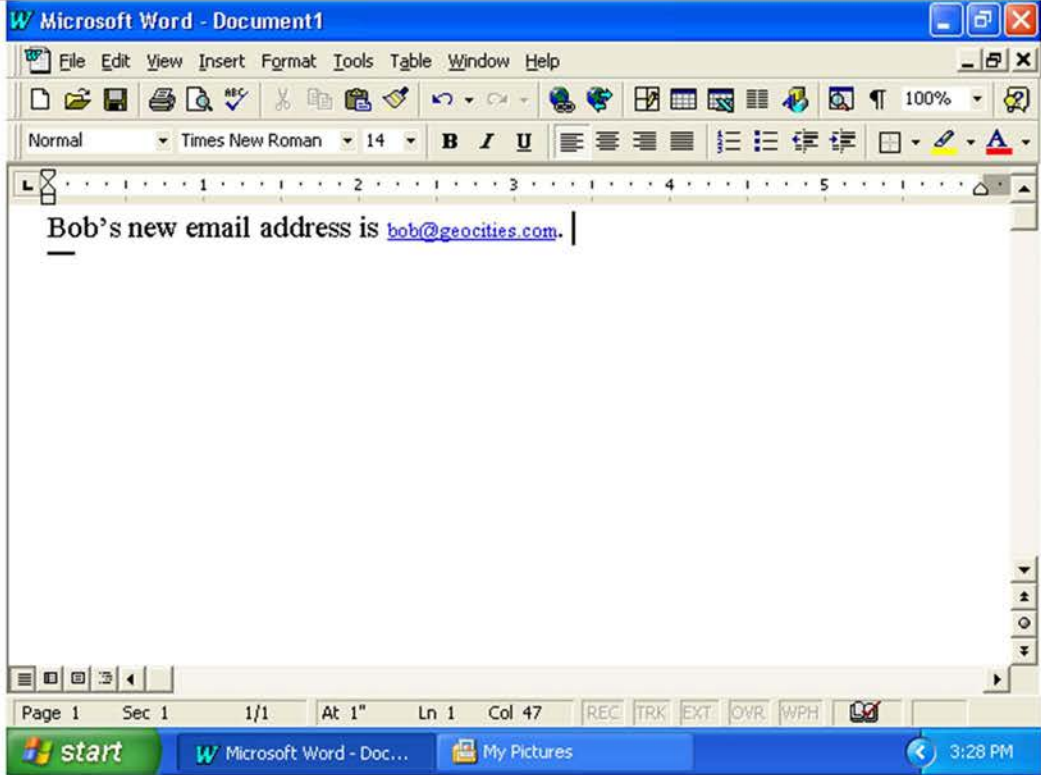
'843 Patent Claims	Disclosure
	 <p data-bbox="674 1075 800 1108">Word 97.</p> <p data-bbox="674 1149 1016 1182">Word 97 further discloses:</p>

Exhibit C-31

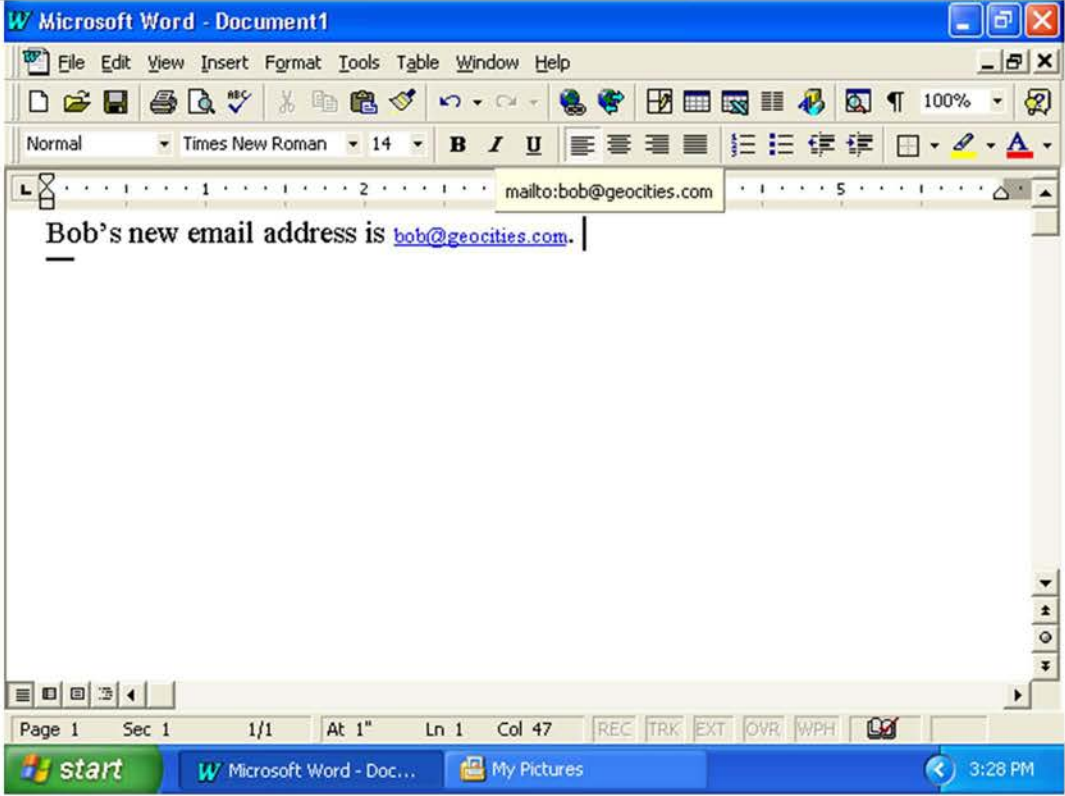
'843 Patent Claims	Disclosure
	 <p>The screenshot shows a Microsoft Word 97 window titled "Microsoft Word - Document1". The menu bar includes File, Edit, View, Insert, Format, Tools, Table, Window, and Help. The toolbar contains various icons for file operations and editing. The status bar at the bottom indicates "Page 1", "Sec 1", "1/1", "At 1\"", "Ln 1", "Col 47", and "3:28 PM". The main text area contains the sentence "Bob's new email address is bob@geocities.com." with a cursor at the end of the line.</p> <p>Word 97.</p> <p>Word 97 further discloses:</p>

Exhibit C-31

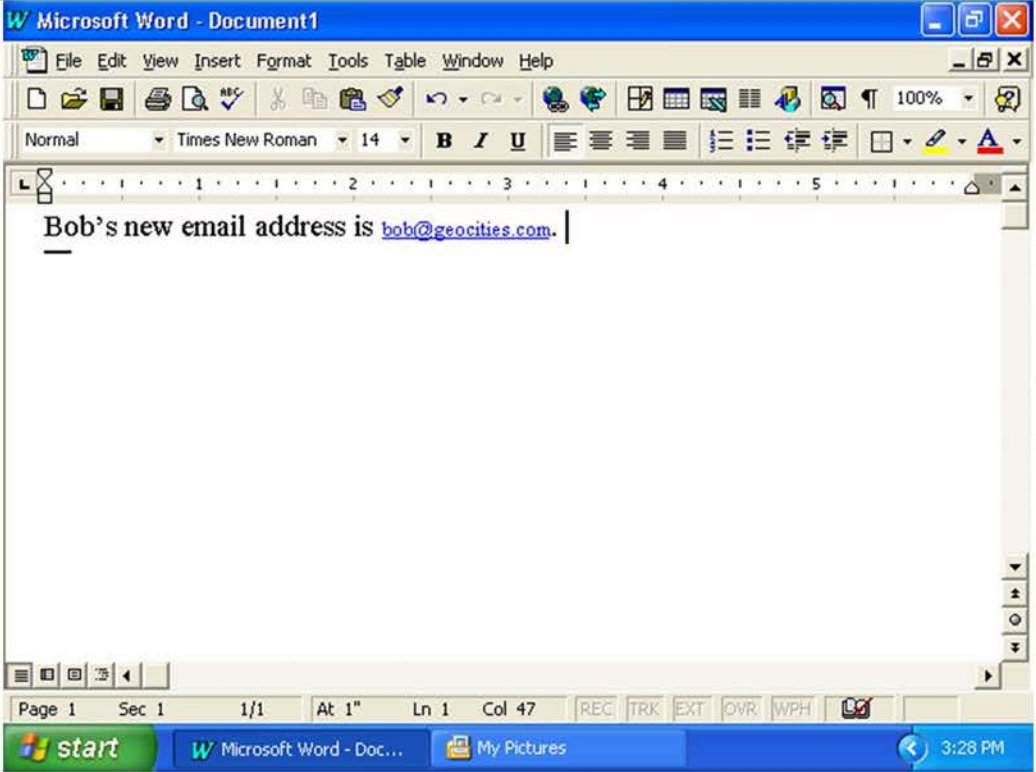
'843 Patent Claims	Disclosure
	 <p data-bbox="674 1034 800 1067">Word 97.</p> <p data-bbox="674 1108 1016 1141">Word 97 further discloses:</p>

Exhibit C-31

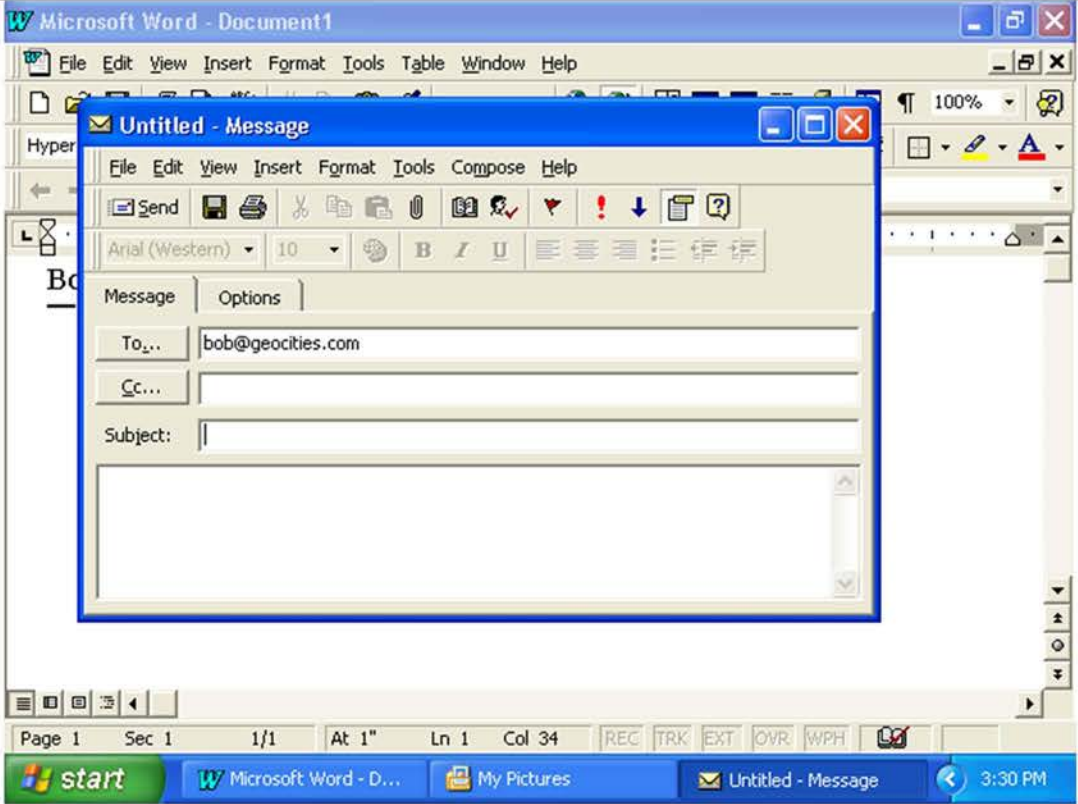
'843 Patent Claims	Disclosure
	 <p>The screenshot shows a Microsoft Word 97 window titled "Microsoft Word - Document1" with a menu bar (File, Edit, View, Insert, Format, Tools, Table, Window, Help) and a toolbar. An "Untitled - Message" window is open in the foreground, also with a menu bar (File, Edit, View, Insert, Format, Tools, Compose, Help) and a toolbar. The message window has fields for "To..." (bob@geocities.com), "Cc...", and "Subject:". The Word window's status bar at the bottom shows "Page 1 Sec 1 1/1 At 1" Ln 1 Col 34" and a taskbar with "start", "Microsoft Word - D...", "My Pictures", and "Untitled - Message" at 3:30 PM.</p> <p>Word 97.</p> <p>Word 97 further discloses:</p>

Exhibit C-31

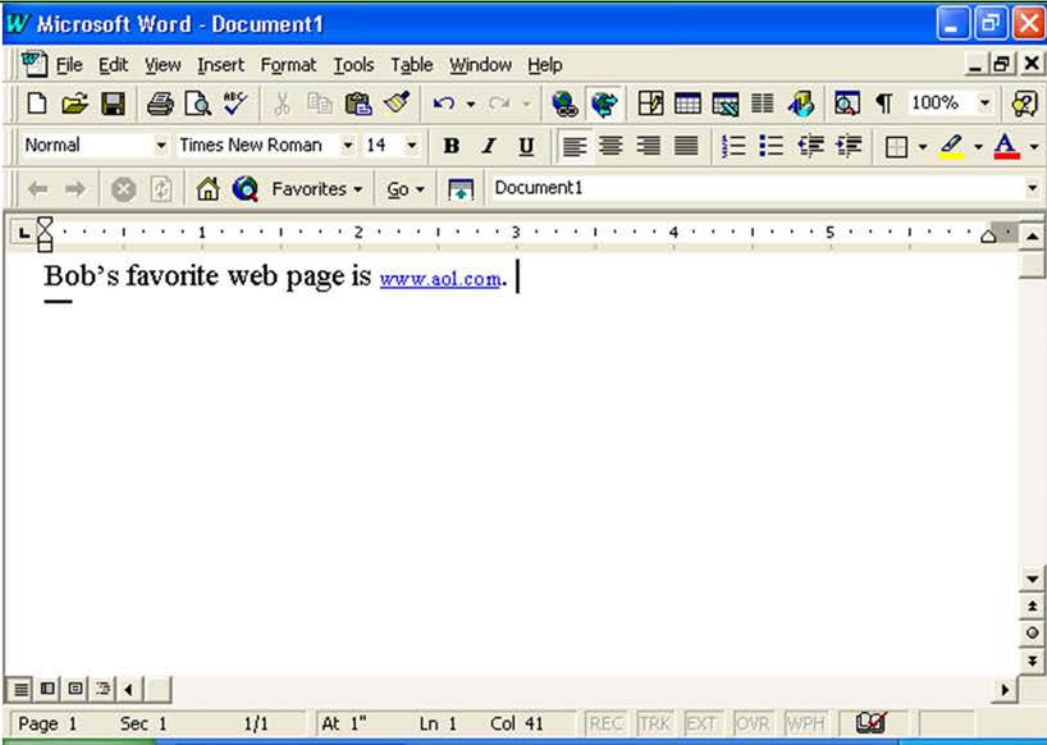
'843 Patent Claims	Disclosure
	 <p>Word 97.</p> <p>Word 97 further discloses:</p>

Exhibit C-31

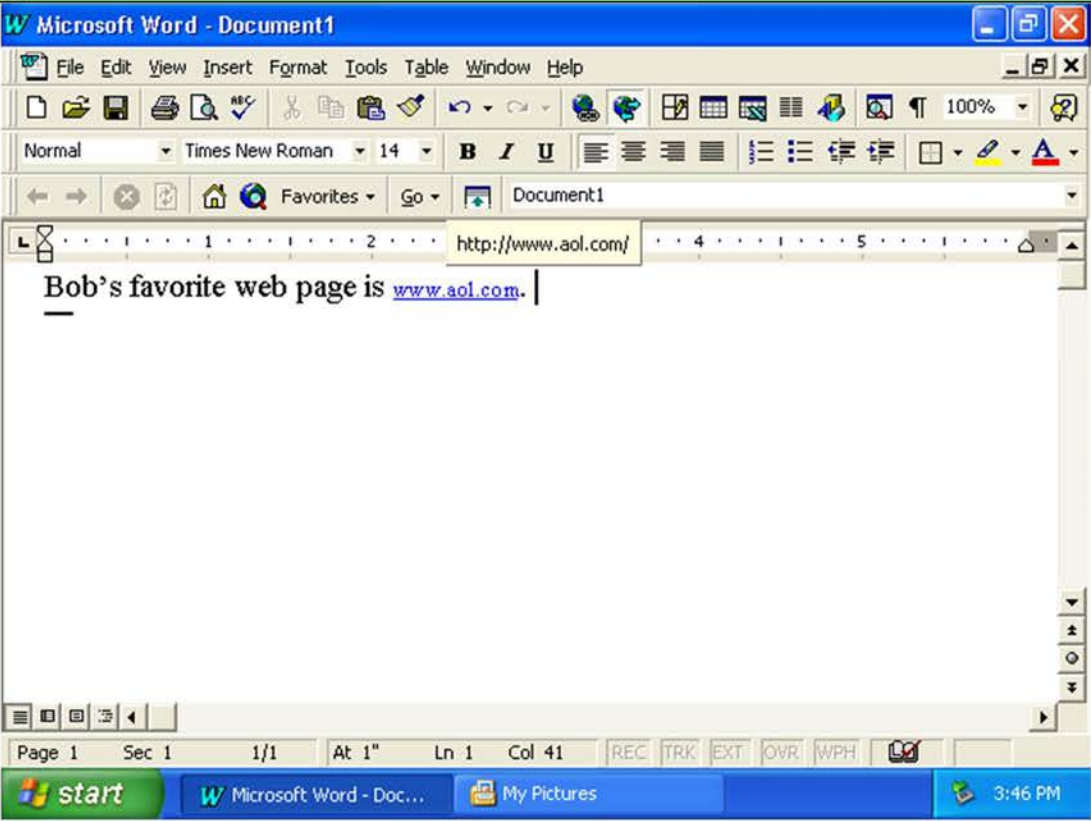
'843 Patent Claims	Disclosure
	 <p>Word 97.</p> <p>Word 97 further discloses:</p>

Exhibit C-31

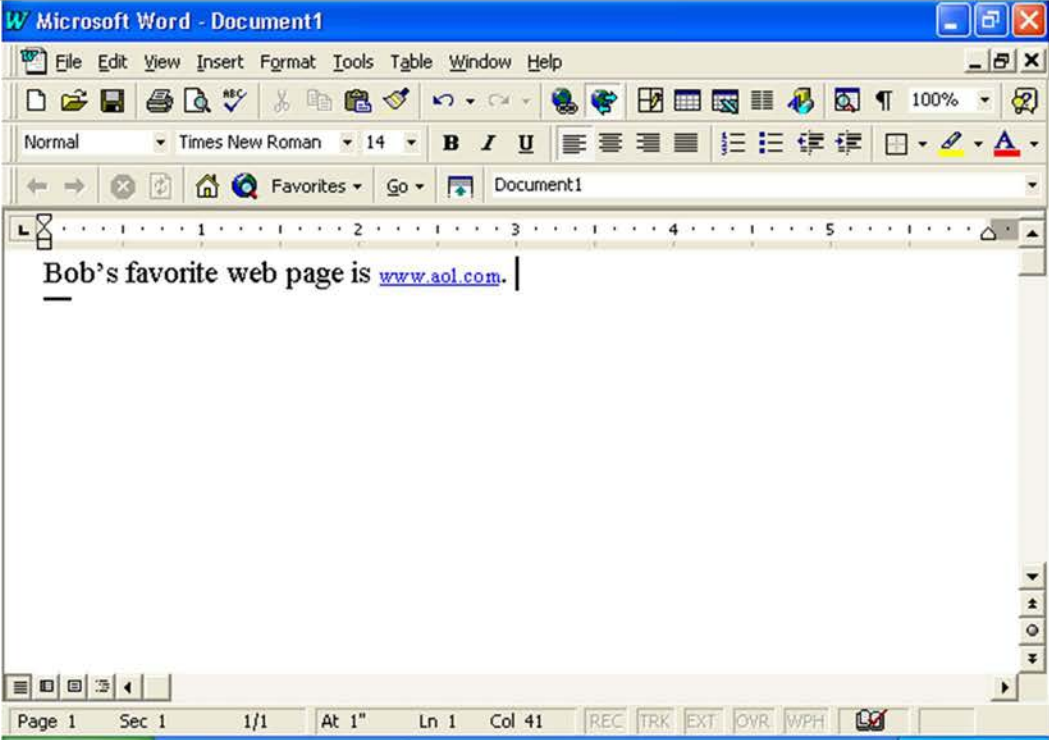
'843 Patent Claims	Disclosure
	 <p data-bbox="674 1045 800 1075">Word 97.</p> <p data-bbox="674 1120 1016 1149">Word 97 further discloses:</p>

Exhibit C-31

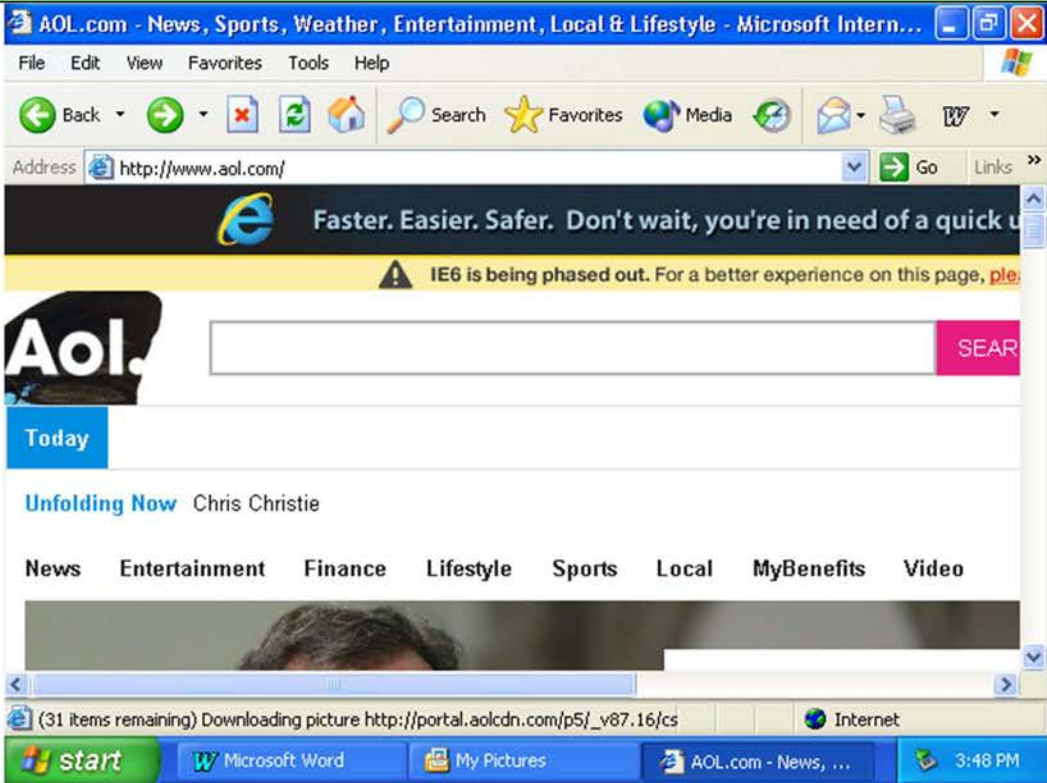
'843 Patent Claims	Disclosure
	 <p>Word 97.</p>
<p>in consequence of receipt by the first computer program of the user command from the input device, causing a search for the search term in the information source, using a second computer program, in order to find second information related to the search term; and</p>	<p>Word 97 discloses this element.</p> <p>For example, the following screenshots highlight aspects of Word 97 functionality that discloses in consequence of receipt by the first computer program of the user command from the input device, causing a search for the search term in the information source, using a second computer program, in order to find second information related to the search term. Specifically, Word 97 discloses:</p>

Exhibit C-31

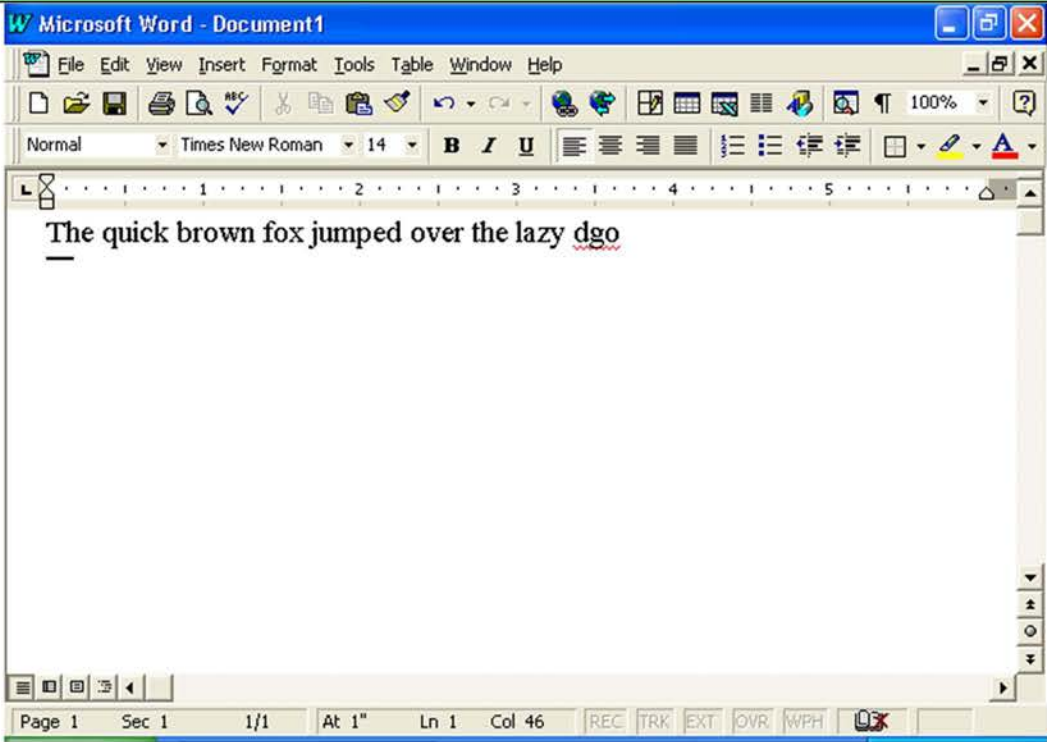
'843 Patent Claims	Disclosure
	 <p>The screenshot shows a Microsoft Word 97 window titled "Microsoft Word - Document1". The menu bar includes File, Edit, View, Insert, Format, Tools, Table, Window, and Help. The toolbar contains icons for file operations, editing, and formatting. The status bar at the bottom indicates "Page 1", "Sec 1", "1/1", "At 1\"", "Ln 1", "Col 46", and various status indicators like REC, TRK, EXT, OVR, WPH, and a red X icon. The main text area contains the sentence "The quick brown fox jumped over the lazy dgo", where "dgo" is underlined with a red squiggly line, indicating a spelling correction.</p> <p>Word 97 further discloses:</p>

Exhibit C-31

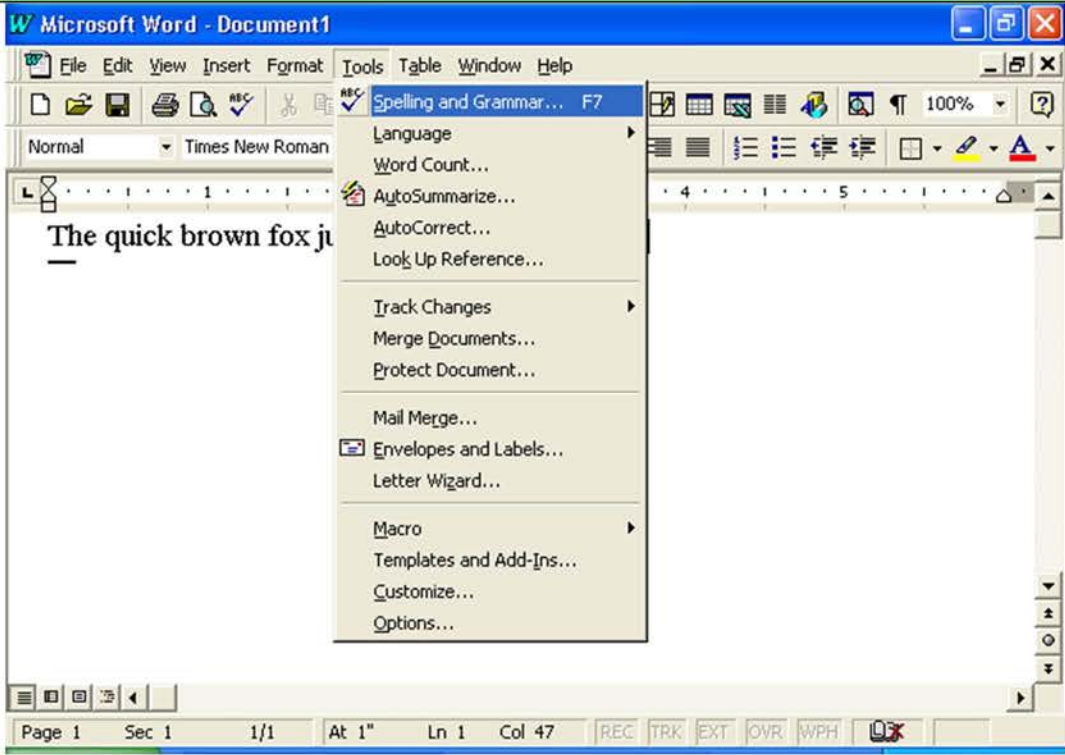
'843 Patent Claims	Disclosure
	 <p>The screenshot shows the Microsoft Word 97 interface. The title bar reads "Microsoft Word - Document1". The menu bar includes File, Edit, View, Insert, Format, Tools, Table, Window, and Help. The "Tools" menu is open, showing options such as Spelling and Grammar... F7, Language, Word Count..., AutoSummarize..., AutoCorrect..., Look Up Reference..., Track Changes, Merge Documents..., Protect Document..., Mail Merge..., Envelopes and Labels..., Letter Wizard..., Macro, Templates and Add-Ins..., Customize..., and Options... The document text "The quick brown fox ju" is visible in the main window. The status bar at the bottom shows "Page 1 Sec 1 1/1 At 1" Ln 1 Col 47" and various editing modes like REC, TRK, EXT, OVR, WPH.</p> <p>Word 97.</p> <p>Word 97 further discloses:</p>

Exhibit C-31

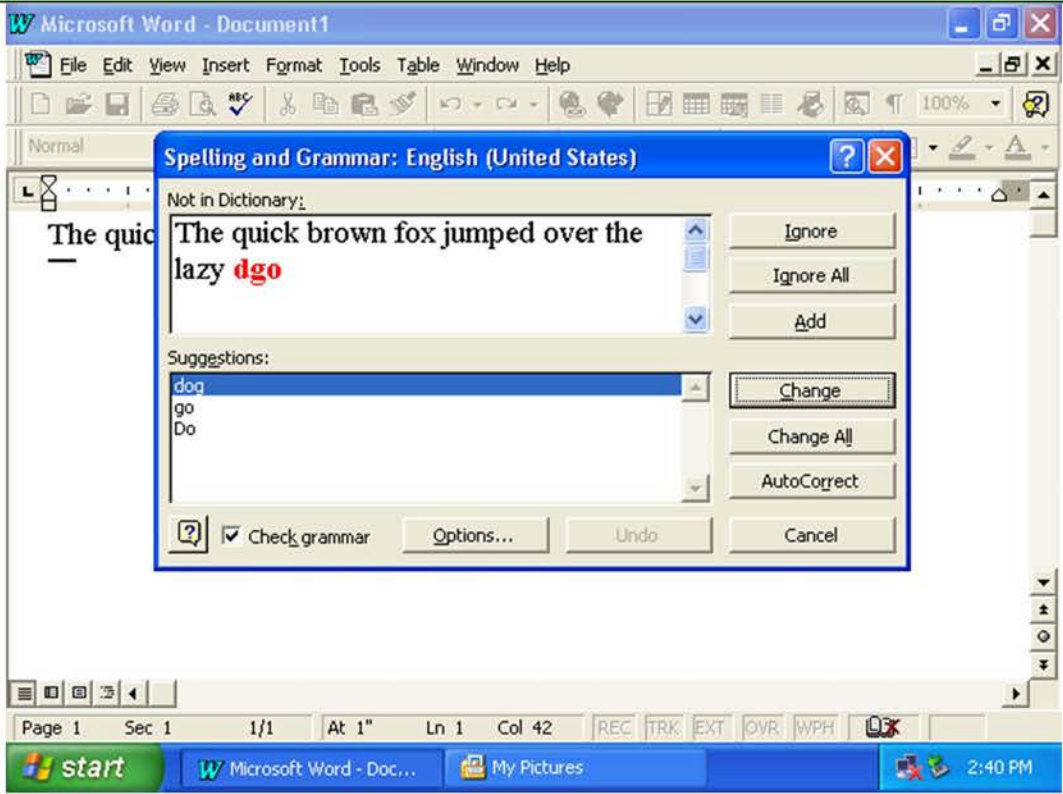
'843 Patent Claims	Disclosure
	 <p>The screenshot shows a Microsoft Word window titled "Microsoft Word - Document1". The menu bar includes File, Edit, View, Insert, Format, Tools, Table, Window, and Help. The ribbon shows the "Normal" style. A "Spelling and Grammar: English (United States)" dialog box is open, displaying the text "The quick brown fox jumped over the lazy dgo". The word "dgo" is highlighted in red. The "Not in Dictionary:" section lists "dgo". The "Suggestions:" section lists "dog", "go", and "Do". The "dog" suggestion is selected. Buttons for "Ignore", "Ignore All", "Add", "Change", "Change All", "AutoCorrect", "Check grammar", "Options...", "Undo", and "Cancel" are visible. The status bar at the bottom shows "Page 1", "Sec 1", "1/1", "At 1\"", "Ln 1", "Col 42", and "2:40 PM".</p> <p>Word 97.</p> <p>Word 97 further discloses:</p>

Exhibit C-31

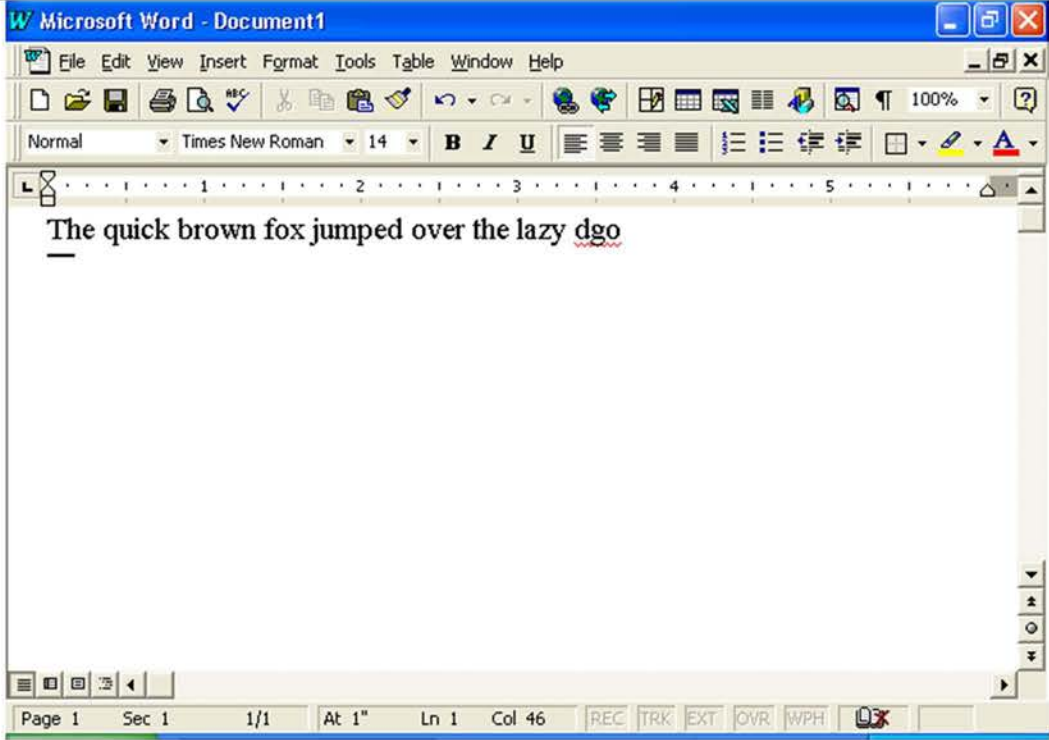
'843 Patent Claims	Disclosure
	 <p data-bbox="674 1037 1020 1075">Word 97 further discloses:</p>

Exhibit C-31

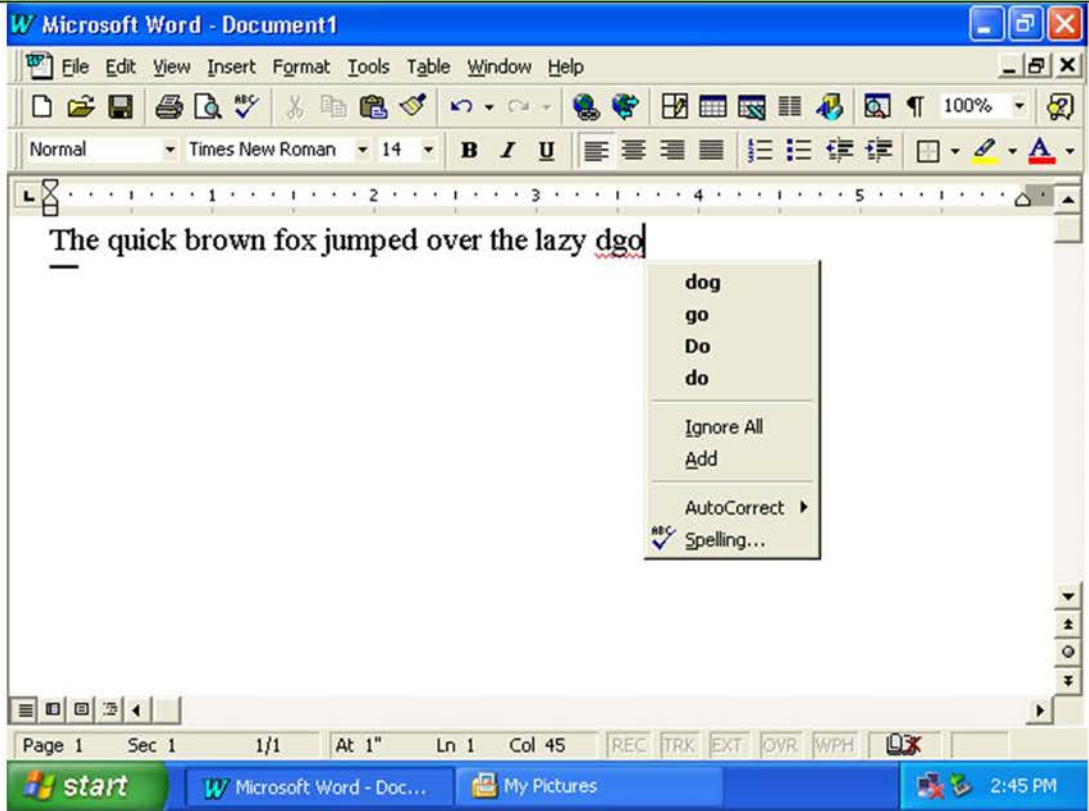
'843 Patent Claims	Disclosure
	 <p>The screenshot shows a Microsoft Word window titled "Microsoft Word - Document1". The menu bar includes File, Edit, View, Insert, Format, Tools, Table, Window, and Help. The ribbon shows the "Normal" style, "Times New Roman" font, and size "14". The text in the document is "The quick brown fox jumped over the lazy dgo". A spelling correction dropdown menu is open over the word "dgo", listing "dog", "go", "Do", and "do". Below these are options for "Ignore All", "Add", "AutoCorrect", and "Spelling...". The status bar at the bottom indicates "Page 1 Sec 1 1/1 At 1" Ln 1 Col 45". The Windows taskbar at the bottom shows the Start button, the Word application, and the My Pictures folder, with the time 2:45 PM.</p> <p>Word 97.</p> <p>Word 97 further discloses:</p>

Exhibit C-31

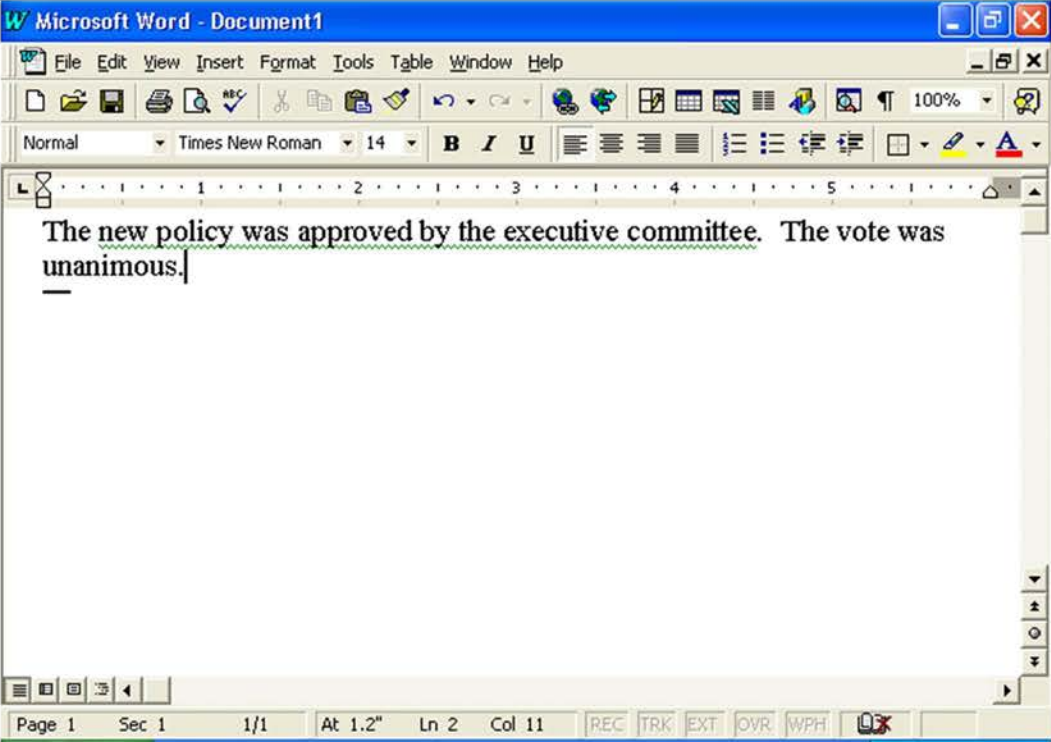
'843 Patent Claims	Disclosure
	 <p data-bbox="674 1049 808 1082">Word 97.</p> <p data-bbox="674 1115 1018 1148">Word 97 further discloses:</p>

Exhibit C-31


'843 Patent Claims	Disclosure
	 <p>The screenshot shows a Microsoft Word window titled "Microsoft Word - Document1". The "Tools" menu is open, and the "Spelling and Grammar" option is selected. The document text is "The new policy was ap unanimous." with a red squiggly line under "ap". The status bar at the bottom indicates "Page 1 Sec 1 1/1 At 1.2" Ln 2 Col 11".</p> <p>Word 97.</p> <p>Word 97 further discloses:</p>

Exhibit C-31

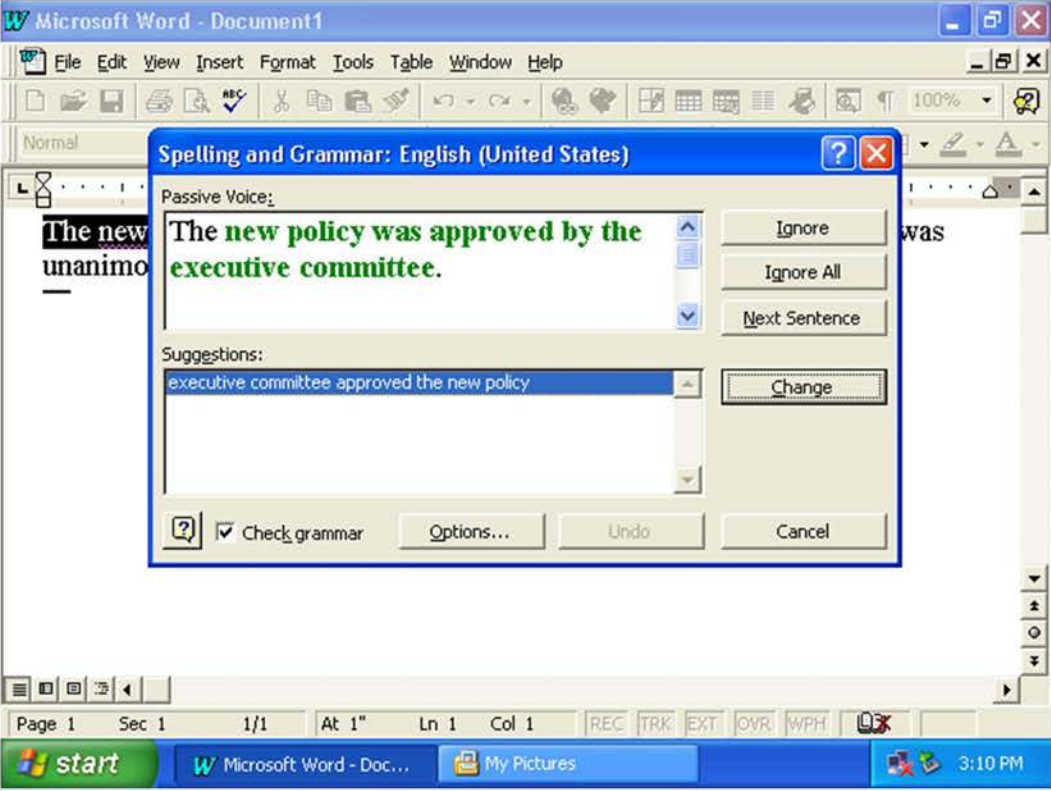
'843 Patent Claims	Disclosure
	 <p>Word 97.</p> <p>Word 97 further discloses:</p>

Exhibit C-31

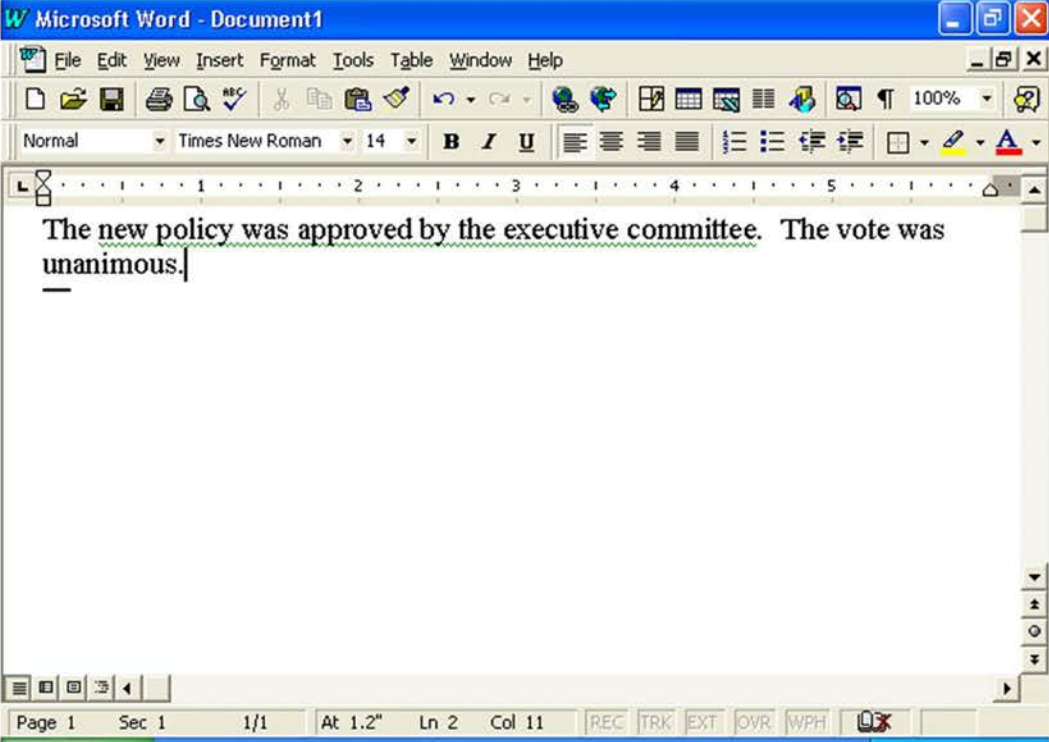
'843 Patent Claims	Disclosure
	 <p data-bbox="674 1047 802 1080">Word 97.</p> <p data-bbox="674 1120 1018 1153">Word 97 further discloses:</p>

Exhibit C-31

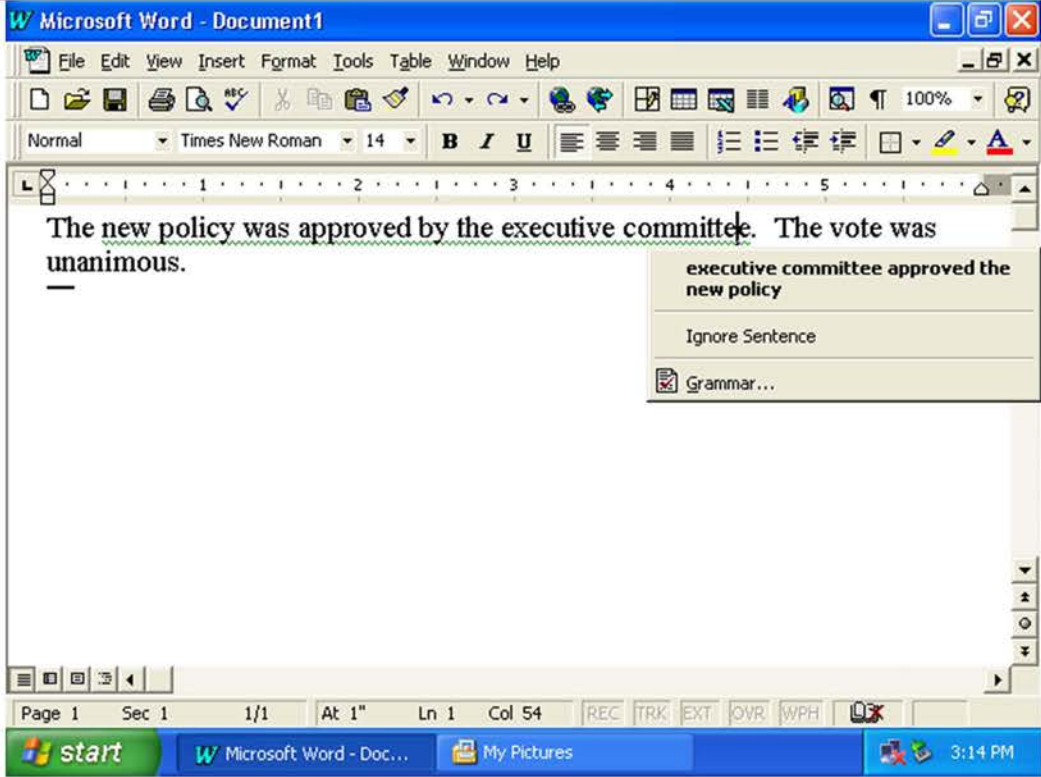
'843 Patent Claims	Disclosure
	 <p>The screenshot shows a Microsoft Word window titled "Microsoft Word - Document1". The menu bar includes File, Edit, View, Insert, Format, Tools, Table, Window, and Help. The ribbon shows the "Normal" style with font settings: Times New Roman, size 14. The text in the document reads: "The new policy was approved by the executive committee. The vote was unanimous." A grammar check tooltip is visible over the period at the end of the first sentence, displaying the error: "executive committee approved the new policy". The tooltip offers two options: "Ignore Sentence" and "Grammar...". The status bar at the bottom indicates "Page 1 Sec 1 1/1 At 1" Ln 1 Col 54". The Windows taskbar at the bottom shows the Start button, the Microsoft Word application, and the My Pictures folder, with the system clock showing 3:14 PM.</p> <p>Word 97.</p> <p>Word 97 further discloses:</p>

Exhibit C-31

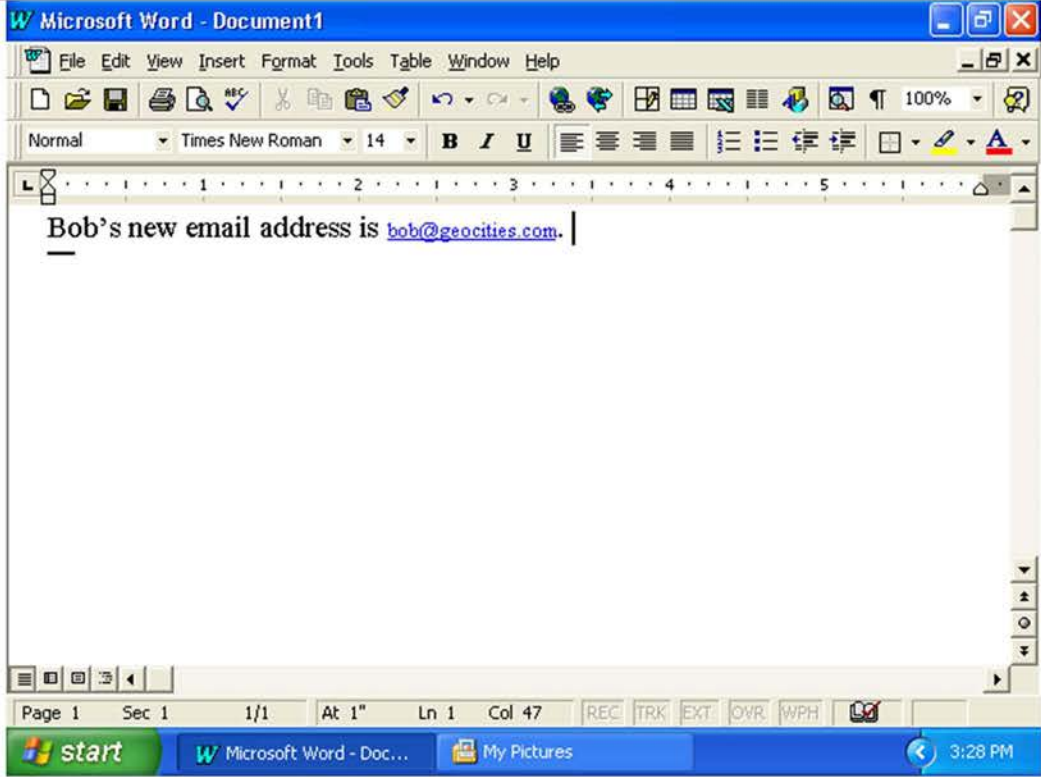
'843 Patent Claims	Disclosure
	 <p data-bbox="674 1075 800 1108">Word 97.</p> <p data-bbox="674 1149 1016 1182">Word 97 further discloses:</p>

Exhibit C-31

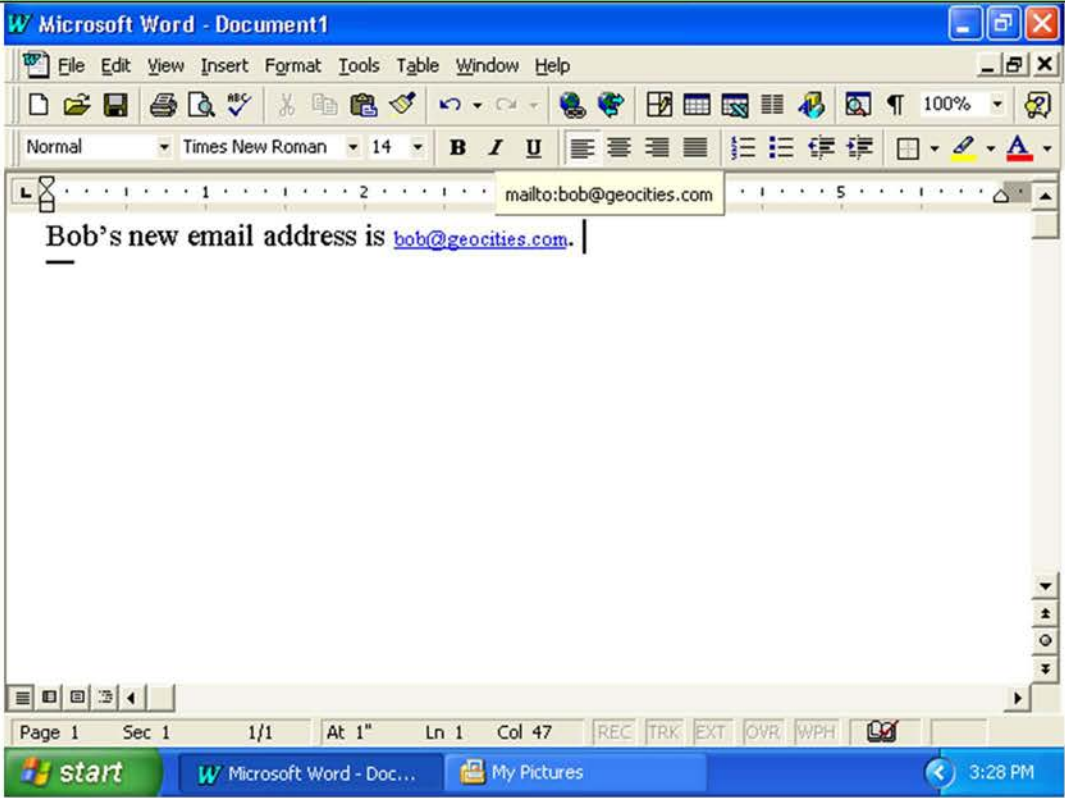
'843 Patent Claims	Disclosure
	 <p data-bbox="674 1096 802 1129">Word 97.</p> <p data-bbox="674 1169 1016 1202">Word 97 further discloses:</p>

Exhibit C-31

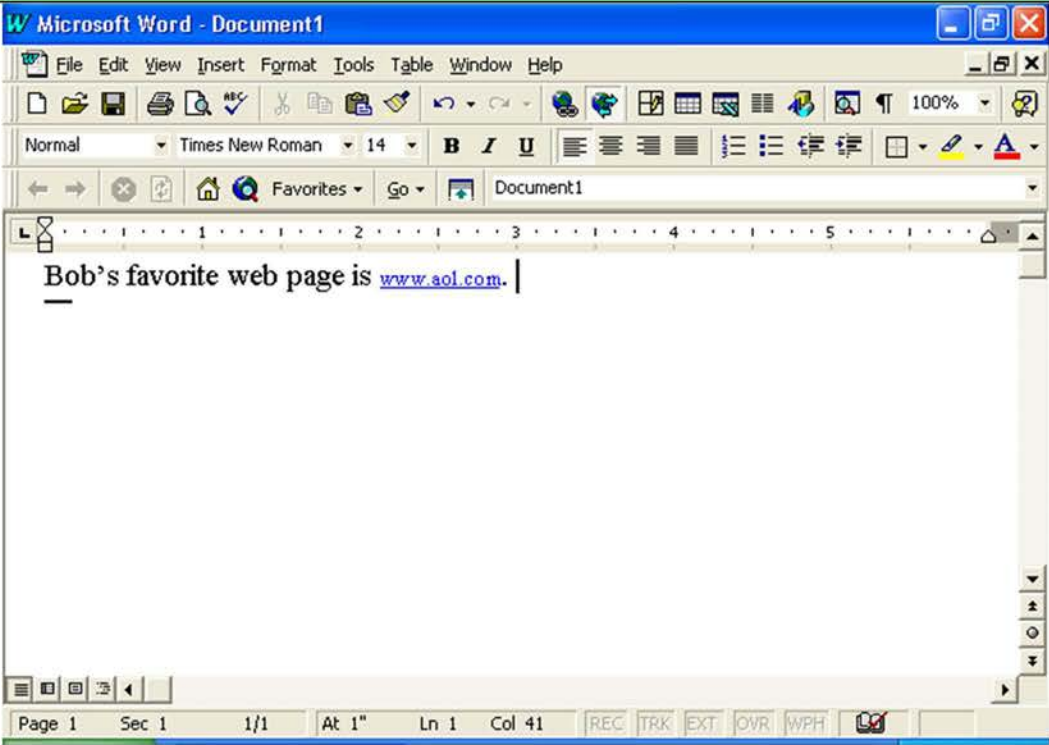
'843 Patent Claims	Disclosure
	 <p>Word 97.</p> <p>Word 97 further discloses:</p>

Exhibit C-31

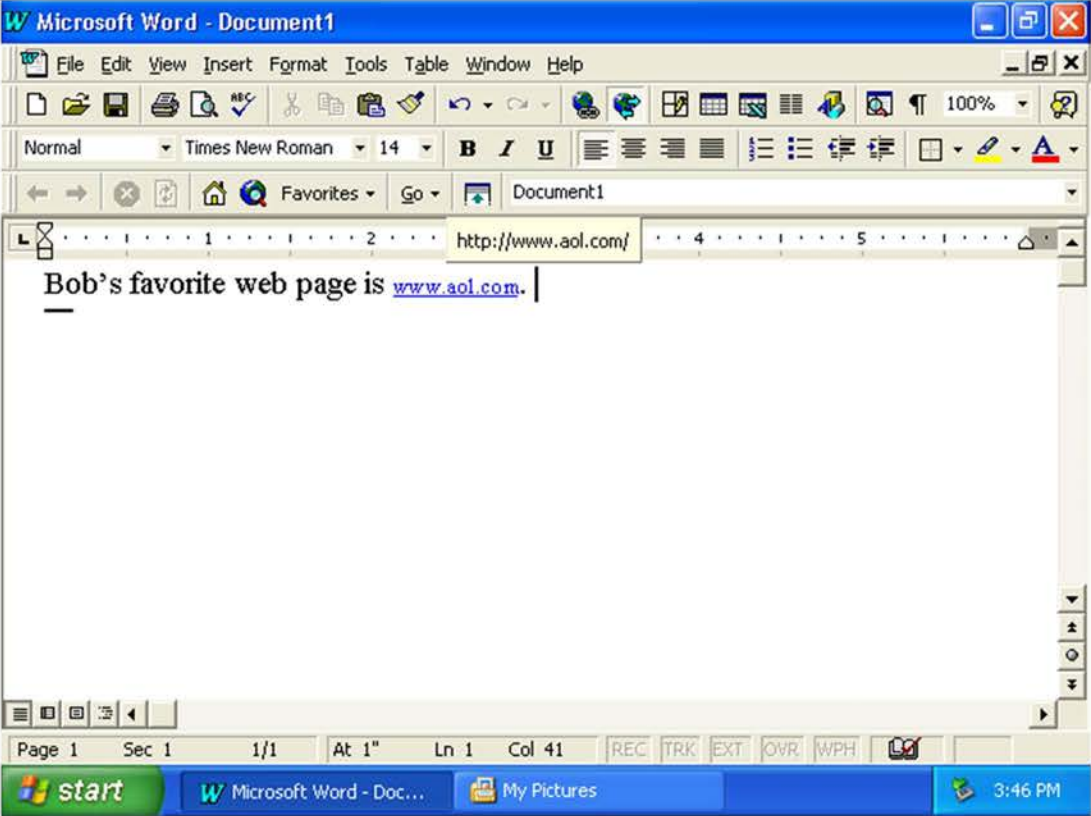
'843 Patent Claims	Disclosure
	 <p data-bbox="674 1078 802 1111">Word 97.</p> <p data-bbox="674 1153 1018 1186">Word 97 further discloses:</p>

Exhibit C-31

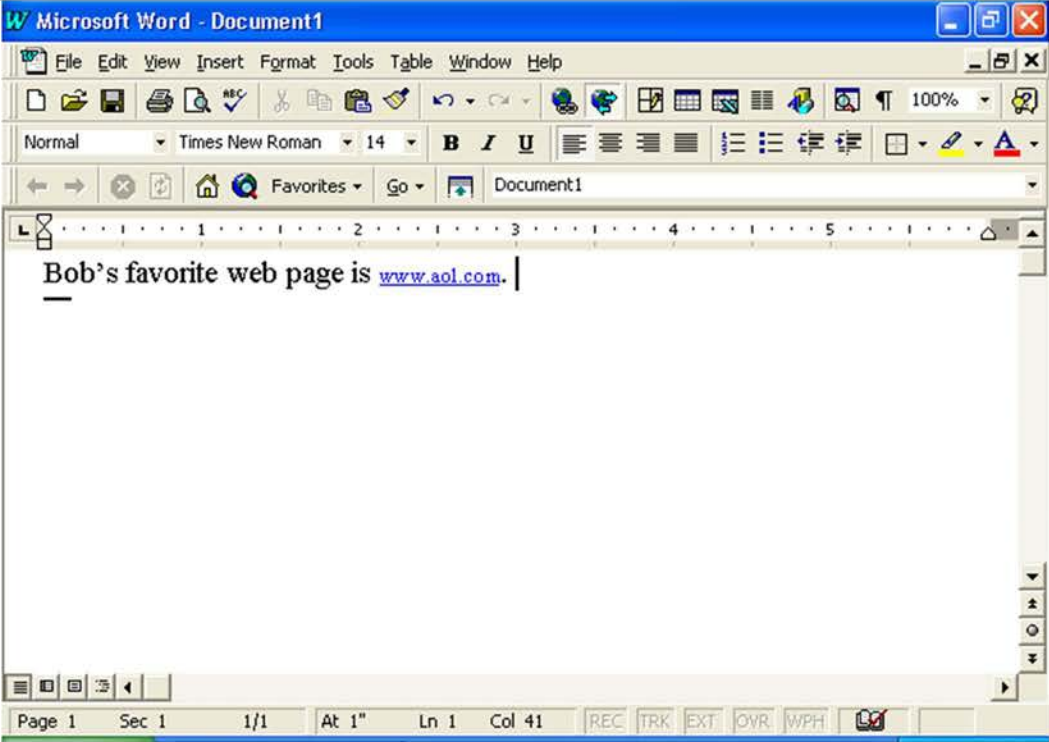
'843 Patent Claims	Disclosure
	 <p data-bbox="674 1045 802 1078">Word 97.</p> <p data-bbox="674 1120 1018 1153">Word 97 further discloses:</p>

Exhibit C-31

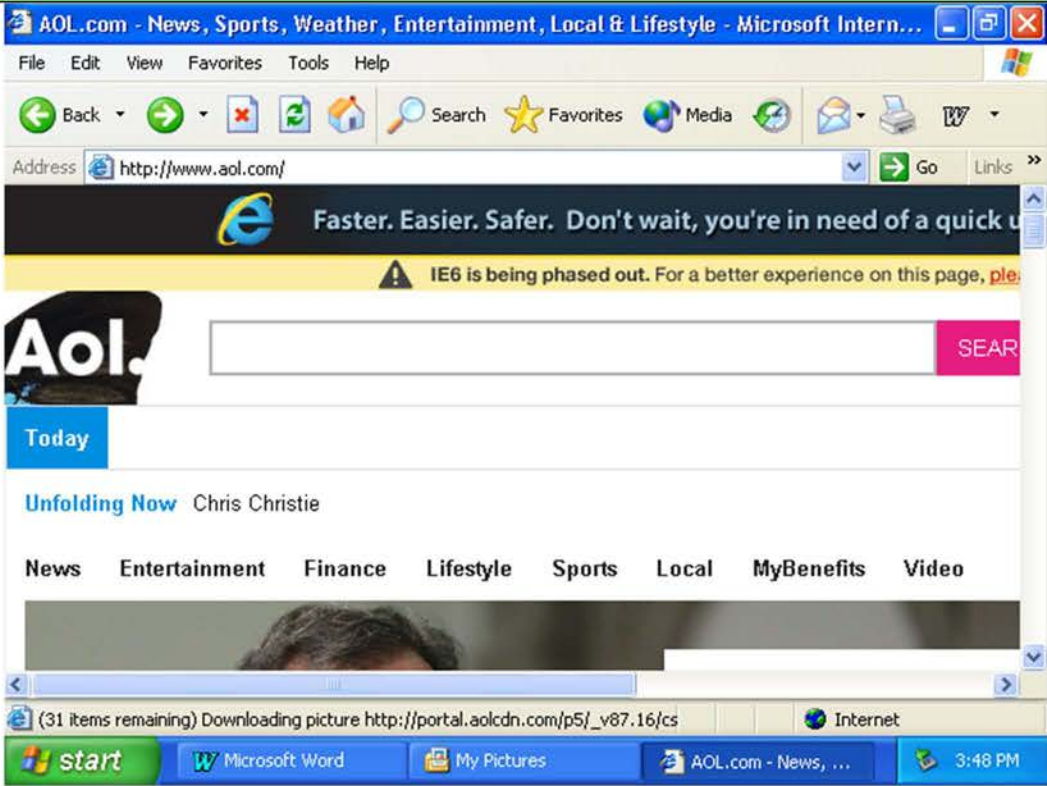
'843 Patent Claims	Disclosure
	 <p>Word 97.</p>
<p>if searching finds any second information related to the search term, performing the action using at least part of the second information, wherein the action is of a type depending at least in part on the type or types of the first information.</p>	<p>Word 97 discloses this element.</p> <p>For example, the following screenshots highlight aspects of Word 97 functionality that discloses if searching finds any second information related to the search term, performing the action using at least part of the second information, wherein the action is of a type depending at least in part on the type or types of the first information. Specifically, Word 97 discloses:</p>

Exhibit C-31

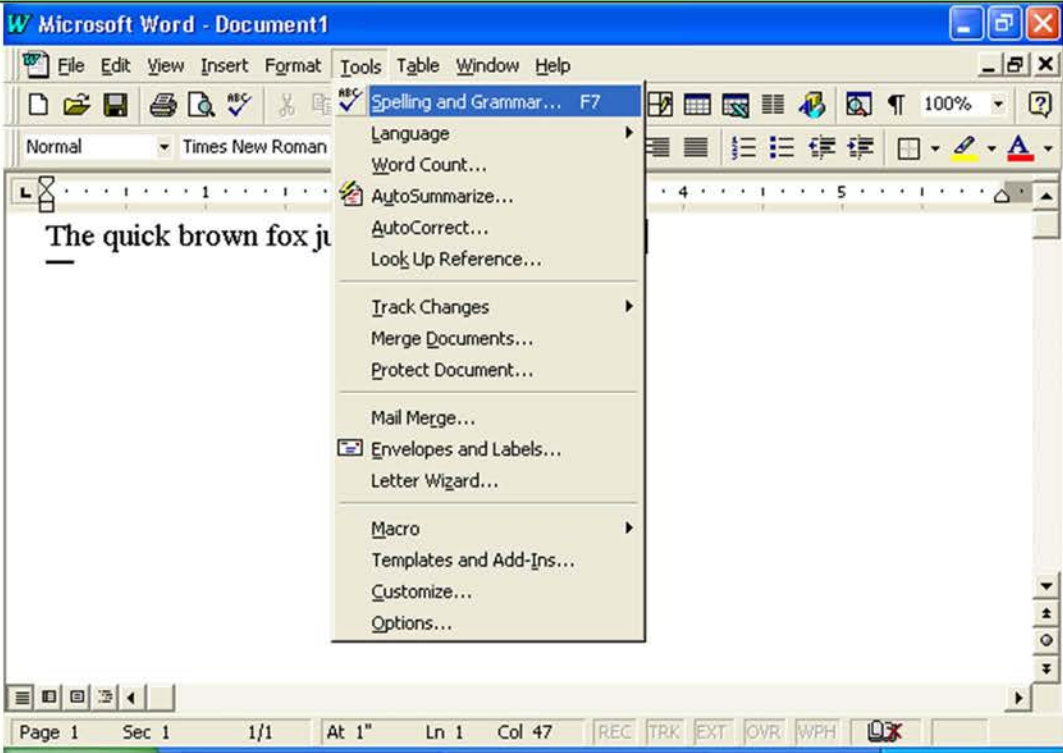
'843 Patent Claims	Disclosure
	 <p>The screenshot shows the Microsoft Word 97 interface. The title bar reads "Microsoft Word - Document1". The menu bar includes File, Edit, View, Insert, Format, Tools, Table, Window, and Help. The "Tools" menu is open, showing options such as Spelling and Grammar... (F7), Language, Word Count..., AutoSummarize..., AutoCorrect..., Look Up Reference..., Track Changes, Merge Documents..., Protect Document..., Mail Merge..., Envelopes and Labels..., Letter Wizard..., Macro, Templates and Add-Ins..., Customize..., and Options... The main document area contains the text "The quick brown fox ju" with a red squiggly line under the word "ju". The status bar at the bottom indicates "Page 1 Sec 1 1/1 At 1" Ln 1 Col 47" and includes icons for REC, TRK, EXT, OVR, WPH, and a red X icon.</p> <p>Word 97.</p> <p>Word 97 further discloses:</p>

Exhibit C-31

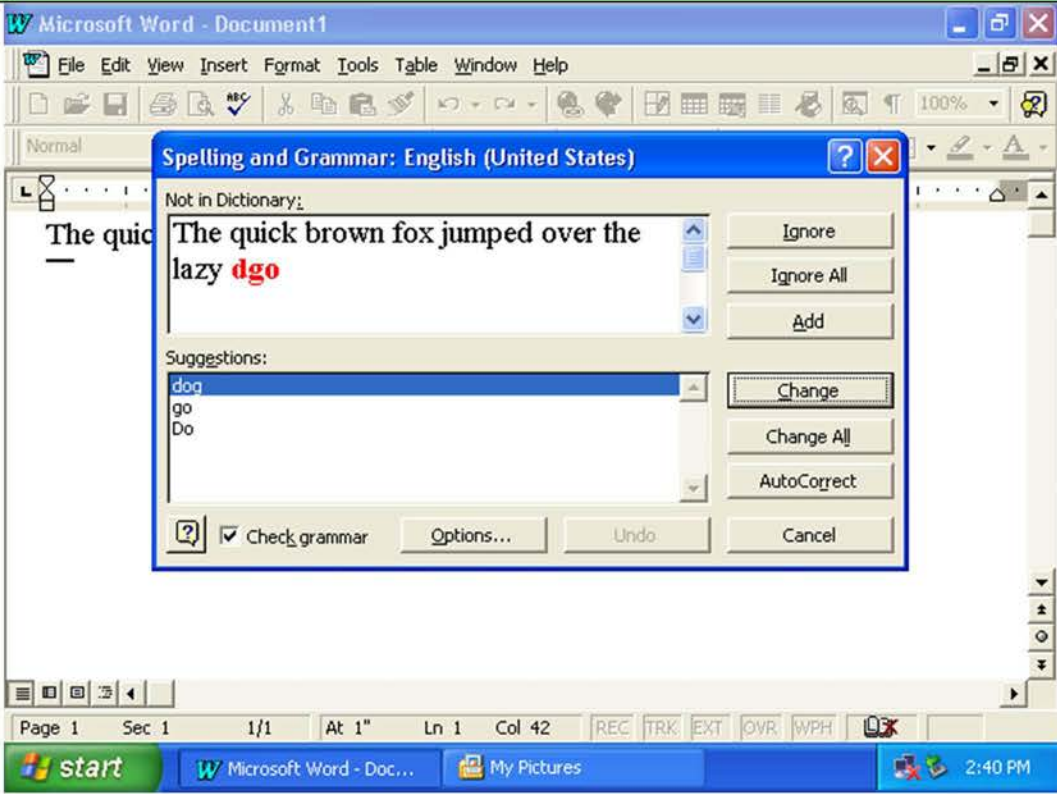
'843 Patent Claims	Disclosure
	 <p>The screenshot shows a Microsoft Word window titled "Microsoft Word - Document1". The menu bar includes File, Edit, View, Insert, Format, Tools, Table, Window, and Help. The ribbon shows the "Normal" style. A "Spelling and Grammar: English (United States)" dialog box is open, displaying the text "The quick brown fox jumped over the lazy dgo". The word "dgo" is highlighted in red. The "Not in Dictionary:" section contains the text "The quick brown fox jumped over the lazy dgo". The "Suggestions:" list includes "dog", "go", and "Do". The "dog" suggestion is selected. The dialog box has buttons for "Ignore", "Ignore All", "Add", "Change", "Change All", "AutoCorrect", "Check grammar", "Options...", "Undo", and "Cancel". The status bar at the bottom shows "Page 1", "Sec 1", "1/1", "At 1\"", "Ln 1", "Col 42", and "2:40 PM".</p> <p>Word 97.</p> <p>Word 97 further discloses:</p>

Exhibit C-31

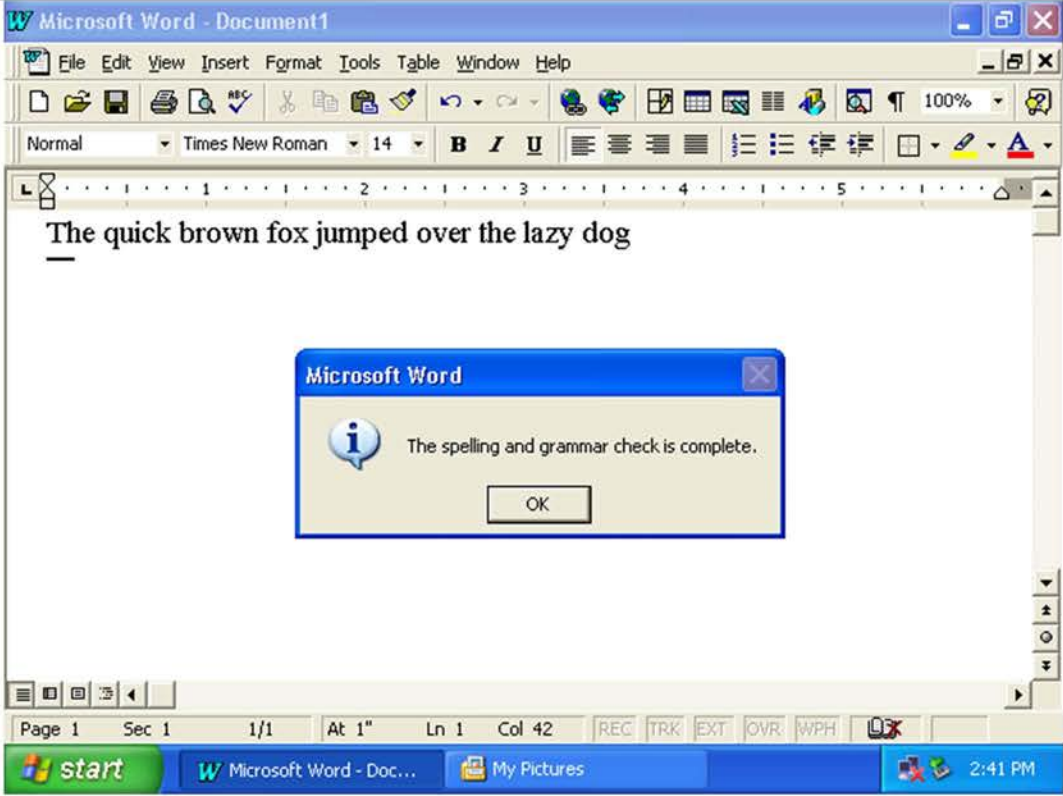
'843 Patent Claims	Disclosure
	 <p>The screenshot shows the Microsoft Word 97 interface. The main window displays the text "The quick brown fox jumped over the lazy dog" with a red squiggly line under "fox". A dialog box titled "Microsoft Word" is open in the center, containing an information icon and the text "The spelling and grammar check is complete." with an "OK" button. The status bar at the bottom shows "Page 1 Sec 1 1/1 At 1" Ln 1 Col 42" and the Windows taskbar shows the Start button, the Word window, and the system clock at 2:41 PM.</p> <p>Word 97.</p> <p>Word 97 further discloses:</p>

Exhibit C-31

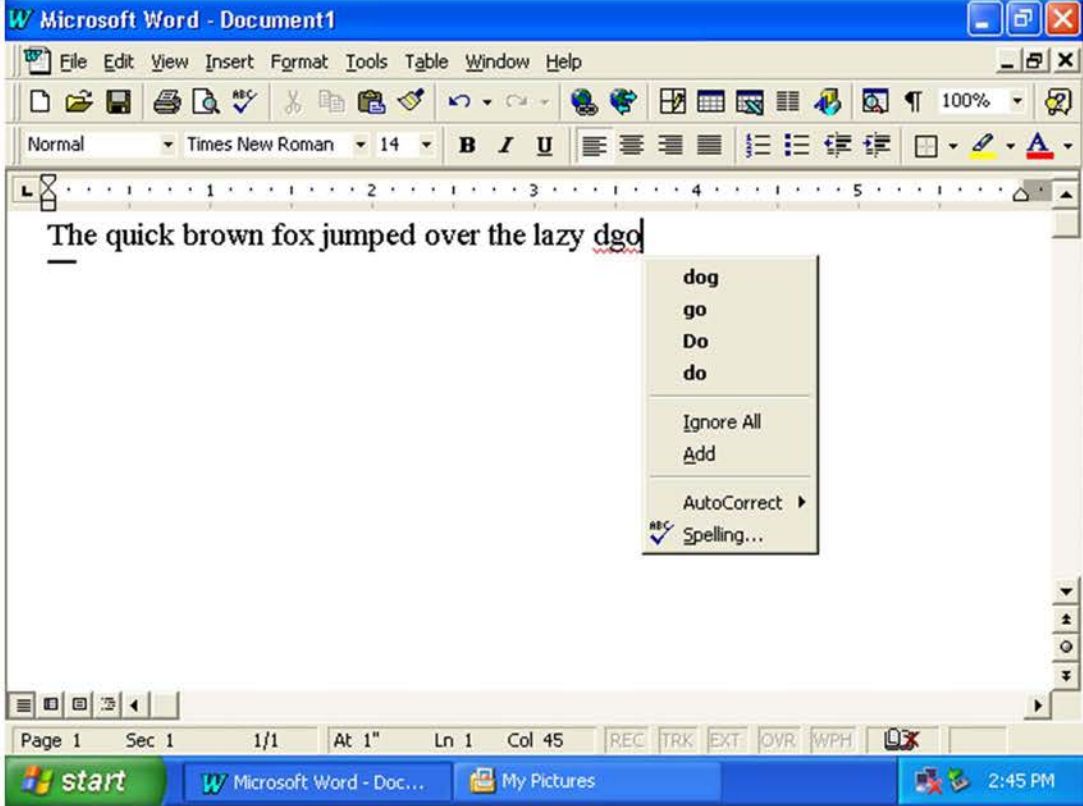
'843 Patent Claims	Disclosure
	 <p>The screenshot shows a Microsoft Word window titled "Microsoft Word - Document1". The menu bar includes File, Edit, View, Insert, Format, Tools, Table, Window, and Help. The toolbar contains various icons for file operations and editing. The status bar at the bottom indicates "Page 1 Sec 1 1/1 At 1" Ln 1 Col 45". The taskbar at the very bottom shows the Windows Start button, the Word application icon, and the "My Pictures" folder icon, along with the system clock showing "2:45 PM".</p> <p>The main document area displays the text "The quick brown fox jumped over the lazy dgo". A red squiggly line is under the word "dgo". A context menu is open over "dgo", listing the following options: "dog", "go", "Do", "do", "Ignore All", "Add", "AutoCorrect", and "Spelling...".</p> <p>Word 97.</p> <p>Word 97 further discloses:</p>

Exhibit C-31

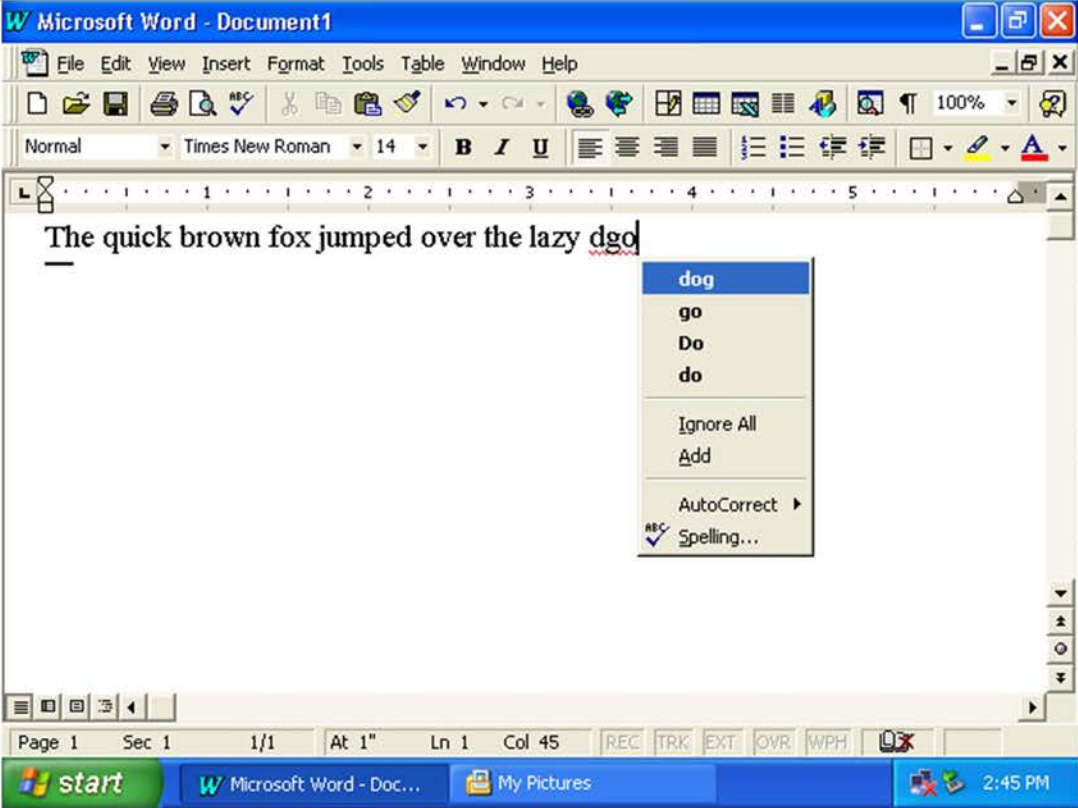
'843 Patent Claims	Disclosure
	 <p>The screenshot shows a Microsoft Word window titled "Microsoft Word - Document1". The menu bar includes File, Edit, View, Insert, Format, Tools, Table, Window, and Help. The ribbon shows the "Normal" style, "Times New Roman" font, and size "14". The text in the document is "The quick brown fox jumped over the lazy dgo". A spelling correction dropdown menu is open over the word "dgo", listing "dog", "go", "Do", and "do". Other options include "Ignore All", "Add", "AutoCorrect", and "Spelling...". The status bar at the bottom indicates "Page 1 Sec 1 1/1 At 1" Ln 1 Col 45". The Windows taskbar at the bottom shows the Start button, the Word application, and the system clock at 2:45 PM.</p> <p>Word 97.</p> <p>Word 97 further discloses:</p>

Exhibit C-31

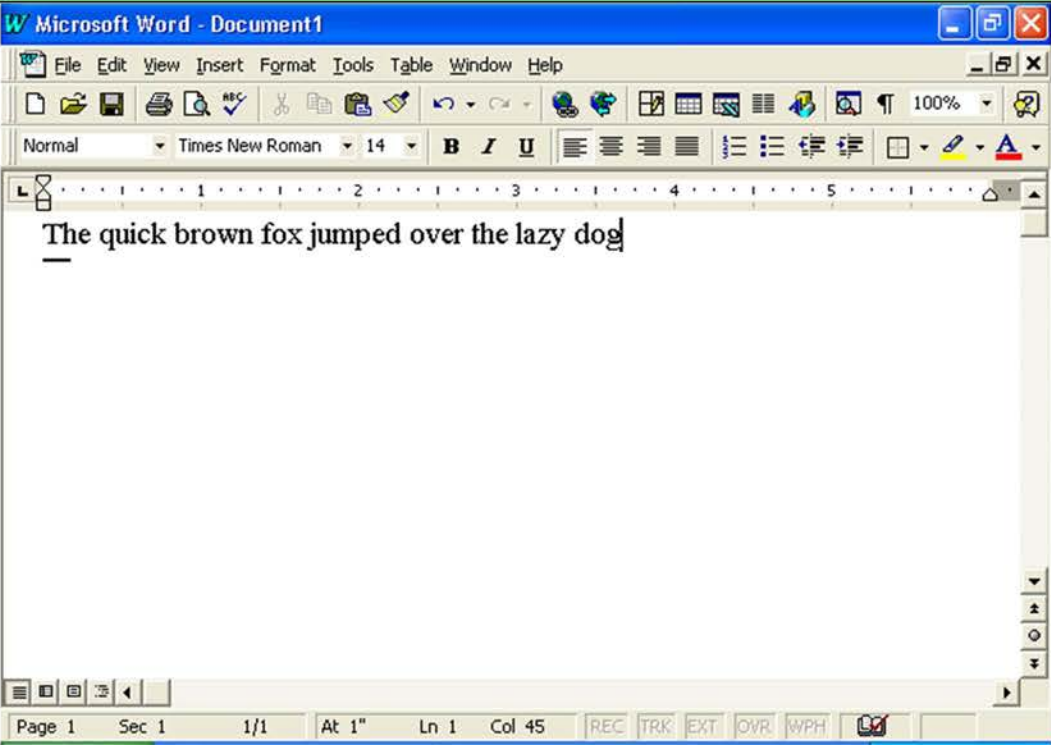
'843 Patent Claims	Disclosure
	 <p>Word 97.</p> <p>Word 97 further discloses:</p>

Exhibit C-31

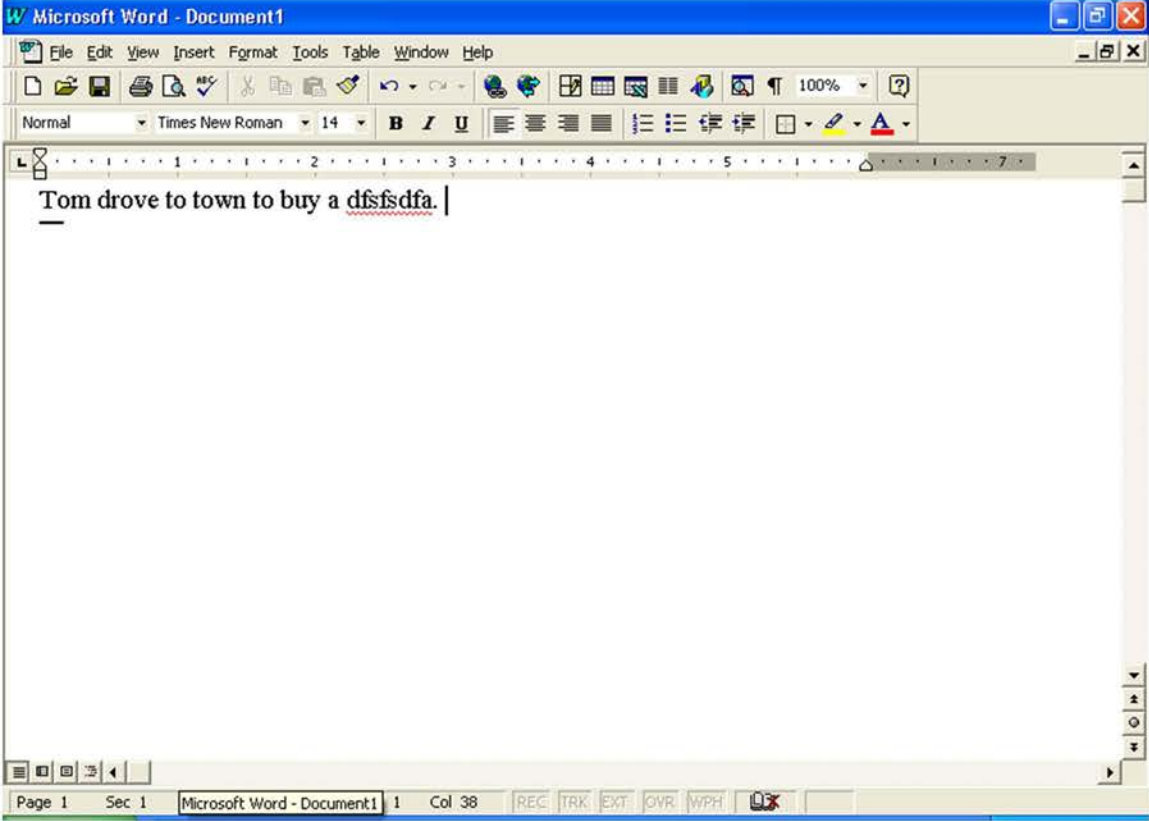
'843 Patent Claims	Disclosure
	 <p>Word 97.</p> <p>Word 97 further discloses:</p>

Exhibit C-31

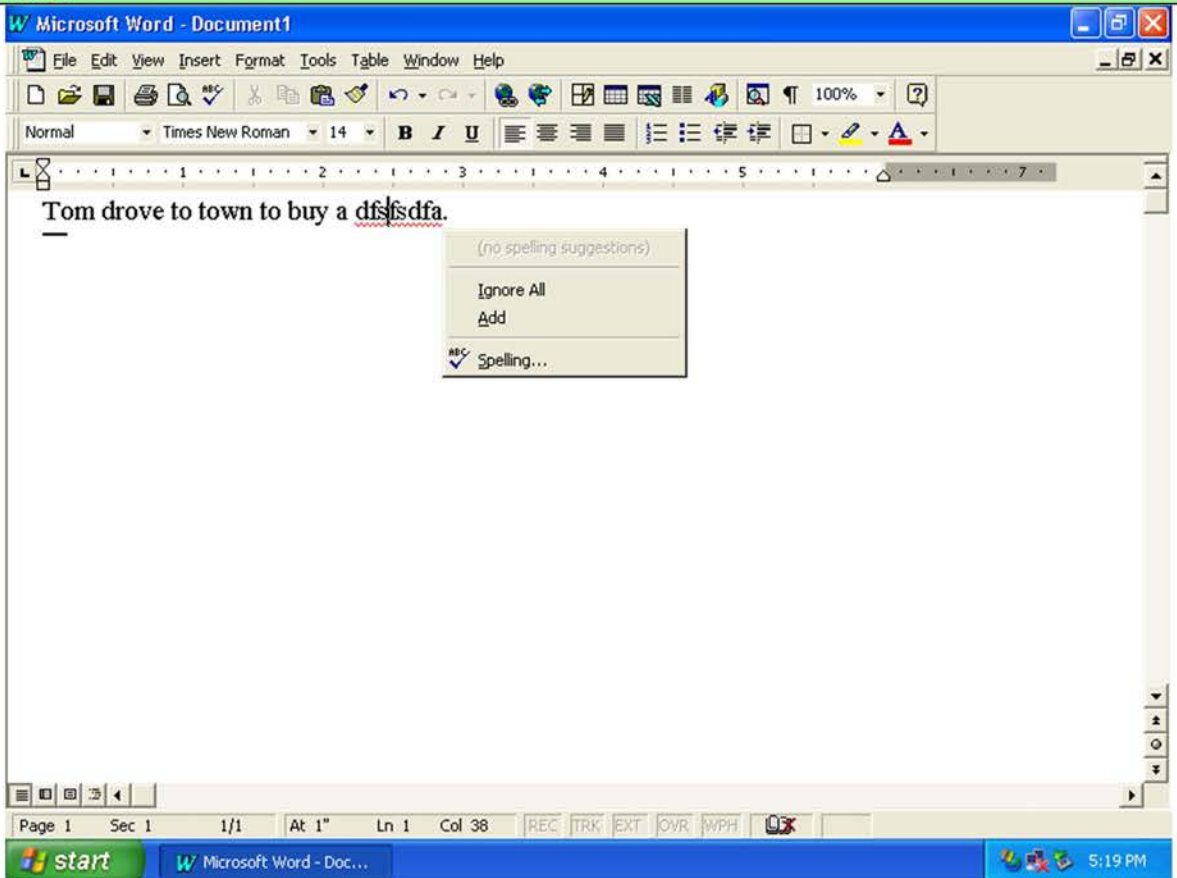
'843 Patent Claims	Disclosure
	 <p>The screenshot shows a Microsoft Word window titled "Microsoft Word - Document1". The menu bar includes File, Edit, View, Insert, Format, Tools, Table, Window, and Help. The ribbon shows the "Normal" style, Times New Roman font, size 14, and bold, italic, and underline options. The text in the document is "Tom drove to town to buy a dfsdfa." The word "dfsdfa" is underlined in red, indicating a spelling error. A context menu is open over the word, showing "(no spelling suggestions)", "Ignore All", "Add", and "Spelling..." (checked). The status bar at the bottom indicates "Page 1 Sec 1 1/1 At 1" Ln 1 Col 38". The Windows taskbar at the bottom shows the Start button, the Microsoft Word application, and the system tray with the time 5:19 PM.</p> <p>Word 97.</p> <p>Word further discloses:</p>

Exhibit C-31

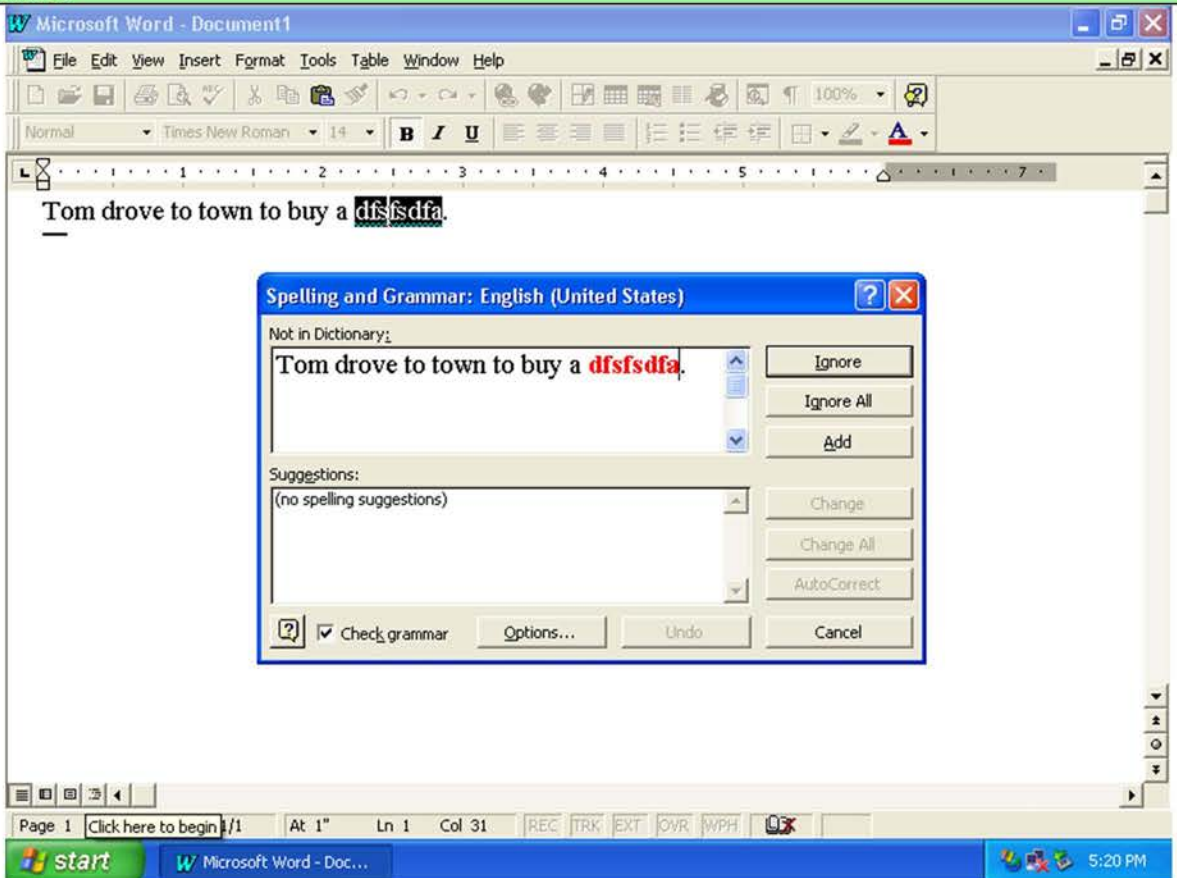
'843 Patent Claims	Disclosure
	 <p>The screenshot shows a Microsoft Word window titled "Microsoft Word - Document1". The menu bar includes File, Edit, View, Insert, Format, Tools, Table, Window, and Help. The ribbon shows the "Normal" style with font settings: Times New Roman, size 14, bold, italic, and underline. The text in the document is "Tom drove to town to buy a dfsfsdfa." The word "dfsfsdfa" is highlighted in red. A "Spelling and Grammar: English (United States)" dialog box is open, showing "Not in Dictionary:" with the text "Tom drove to town to buy a dfsfsdfa." and "Suggestions:" with "(no spelling suggestions)". The dialog box has buttons for Ignore, Ignore All, Add, Change, Change All, AutoCorrect, Check grammar, Options..., Undo, and Cancel. The status bar at the bottom shows "Page 1 Click here to begin 1/1 At 1" Ln 1 Col 31" and the Windows taskbar with the start button and system tray showing 5:20 PM.</p> <p>Word 97.</p> <p>Word 97 further discloses:</p>

Exhibit C-31

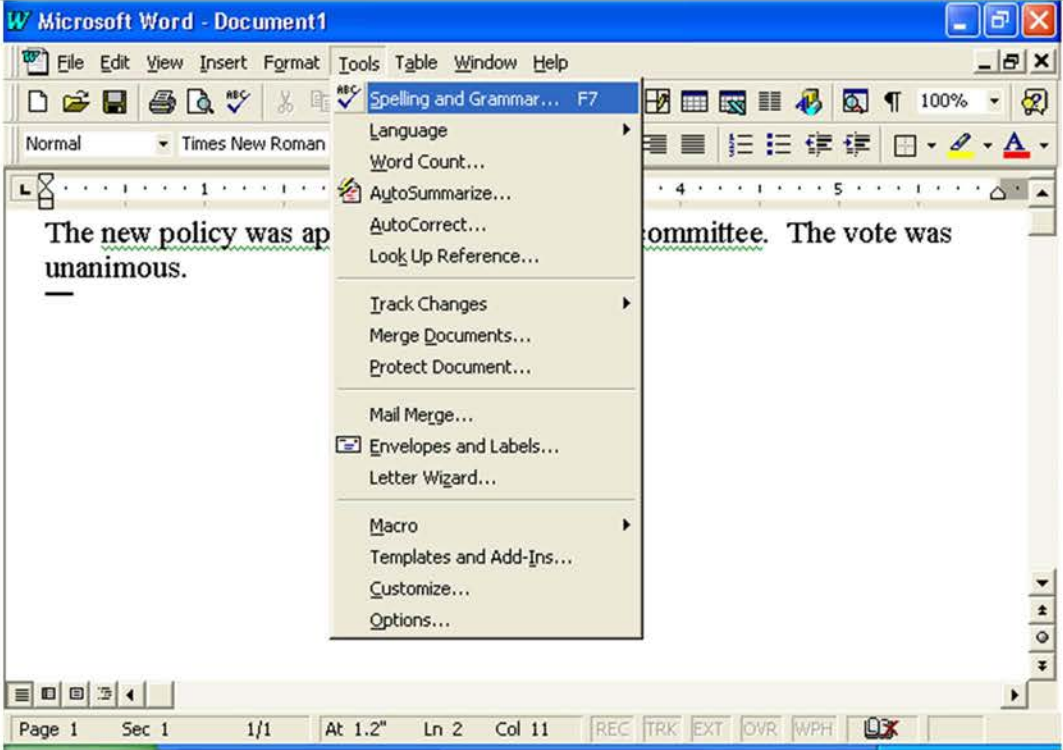
'843 Patent Claims	Disclosure
	 <p>The screenshot shows a Microsoft Word window titled "Microsoft Word - Document1". The "Tools" menu is open, and the "Spelling and Grammar" option is selected. The document text is "The new policy was ap unanimous." with a red squiggly line under "ap". The status bar at the bottom indicates "Page 1 Sec 1 1/1 At 1.2" Ln 2 Col 11".</p> <p>Word 97.</p> <p>Word 97 further discloses:</p>

Exhibit C-31

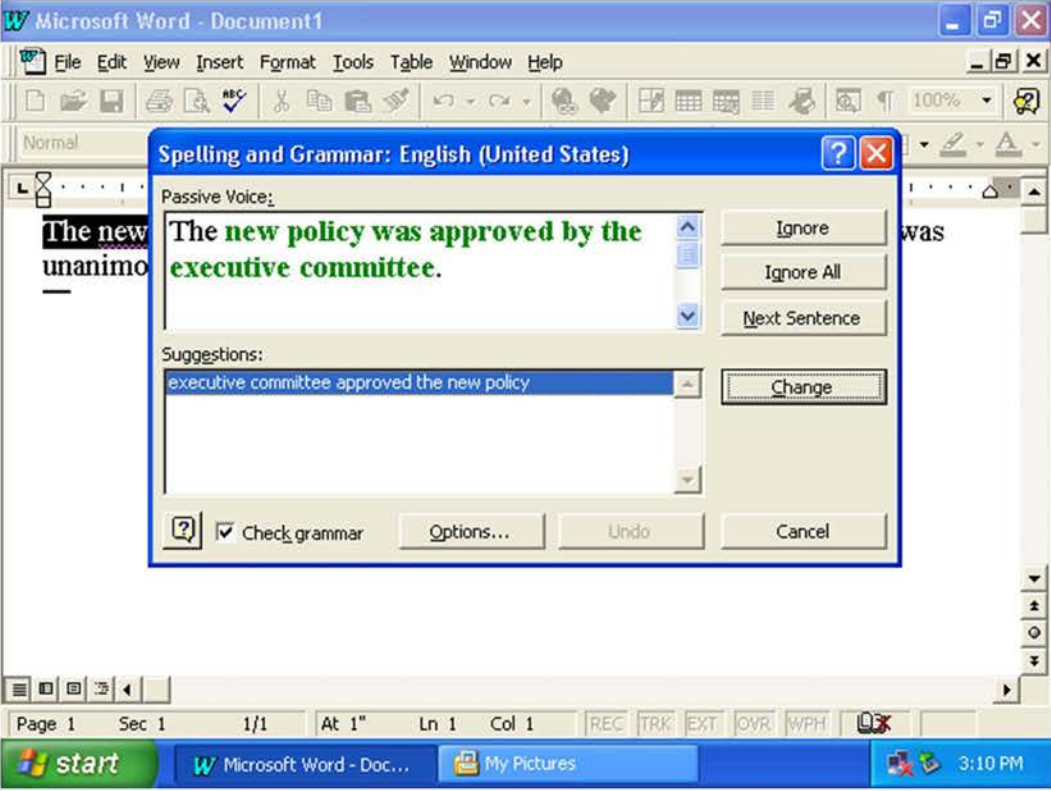
'843 Patent Claims	Disclosure
	 <p>Word 97.</p> <p>Word 97 further discloses:</p>

Exhibit C-31

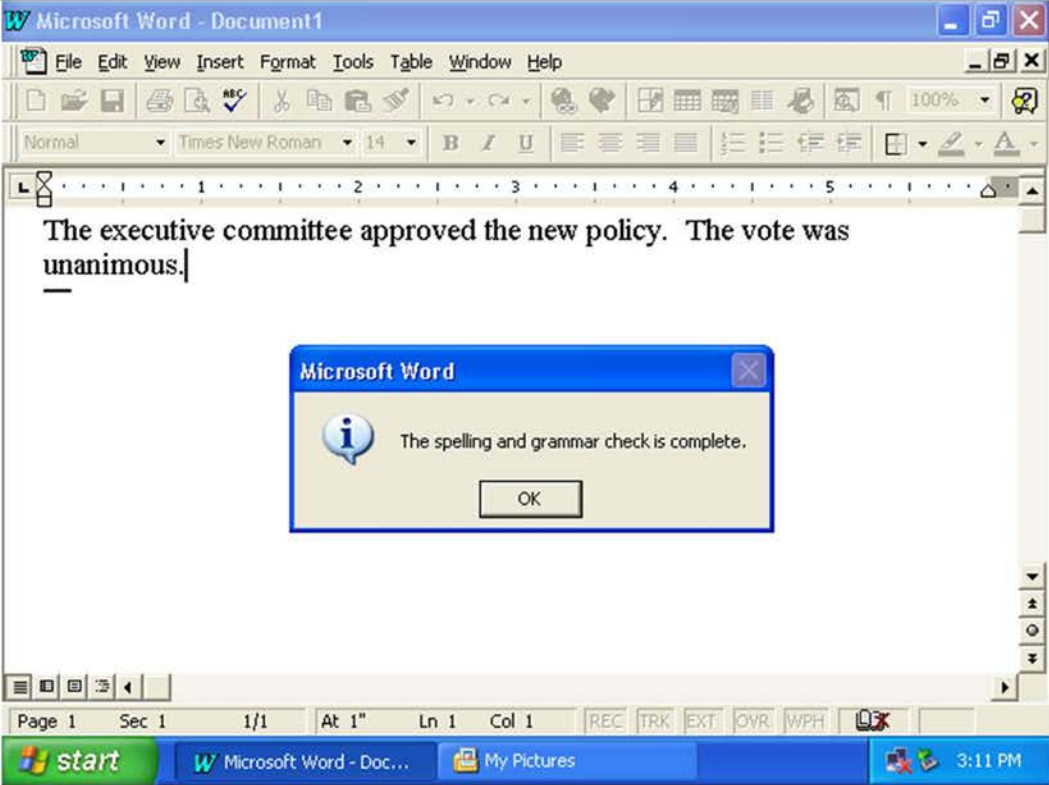
'843 Patent Claims	Disclosure
	 <p>Word 97.</p> <p>Word 97 further discloses:</p>

Exhibit C-31

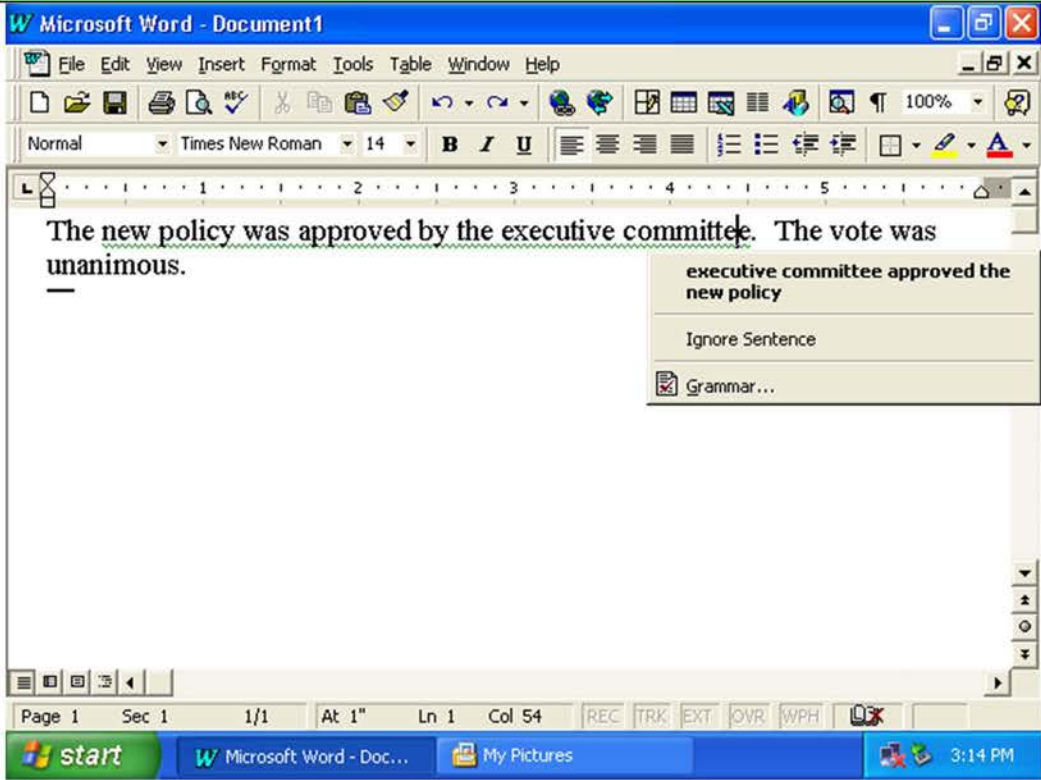
'843 Patent Claims	Disclosure
	 <p>The screenshot shows a Microsoft Word window titled "Microsoft Word - Document1". The menu bar includes File, Edit, View, Insert, Format, Tools, Table, Window, and Help. The ribbon shows the "Normal" style with "Times New Roman" font and size "14". The text in the document is "The new policy was approved by the executive committee. The vote was unanimous." A red squiggly line is under the word "committee". A grammar check tooltip is visible, showing the error "executive committee approved the new policy" and options to "Ignore Sentence" or "Grammar...". The status bar at the bottom indicates "Page 1 Sec 1 1/1 At 1" Ln 1 Col 54". The Windows taskbar at the bottom shows the start button, "Microsoft Word - Doc...", "My Pictures", and the time "3:14 PM".</p> <p>Word 97.</p> <p>Word 97 further discloses:</p>

Exhibit C-31

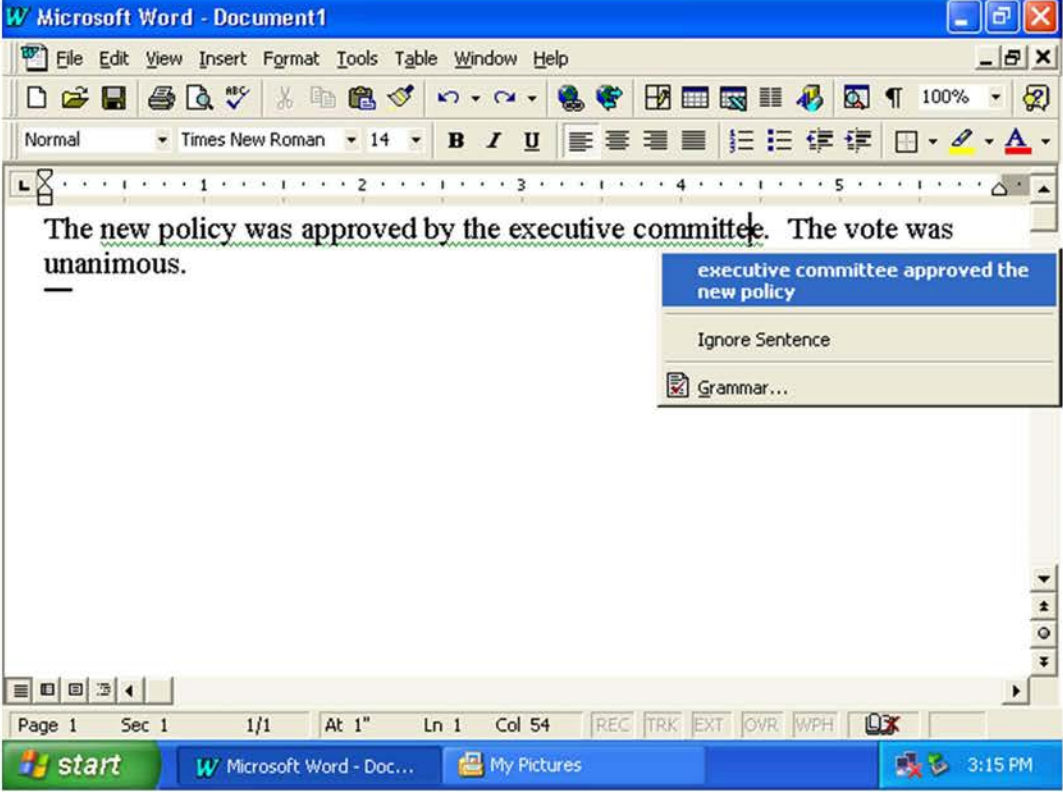
'843 Patent Claims	Disclosure
	 <p>The screenshot shows a Microsoft Word window titled "Microsoft Word - Document1". The menu bar includes File, Edit, View, Insert, Format, Tools, Table, Window, and Help. The ribbon shows the "Normal" style, Times New Roman font, size 14, and bold, italic, and underline options. The text in the document is "The new policy was approved by the executive committee. The vote was unanimous." A red squiggly line is under the word "committee". A context menu is open over the word "committee", showing the error "executive committee approved the new policy" and options "Ignore Sentence" and "Grammar...". The status bar at the bottom indicates "Page 1 Sec 1 1/1 At 1" Ln 1 Col 54". The Windows taskbar at the bottom shows the Start button, Microsoft Word, My Pictures, and the time 3:15 PM.</p> <p>Word 97.</p> <p>Word 97 further discloses:</p>

Exhibit C-31

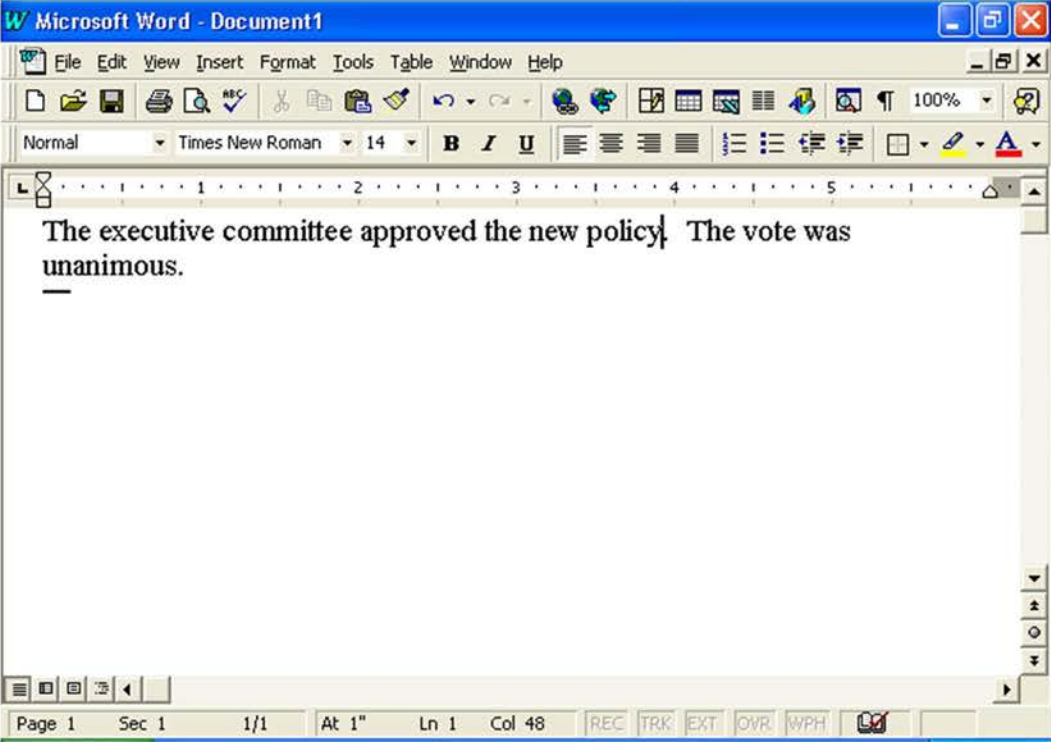
'843 Patent Claims	Disclosure
	 <p>Word 97.</p> <p>Word 97 further discloses:</p>

Exhibit C-31

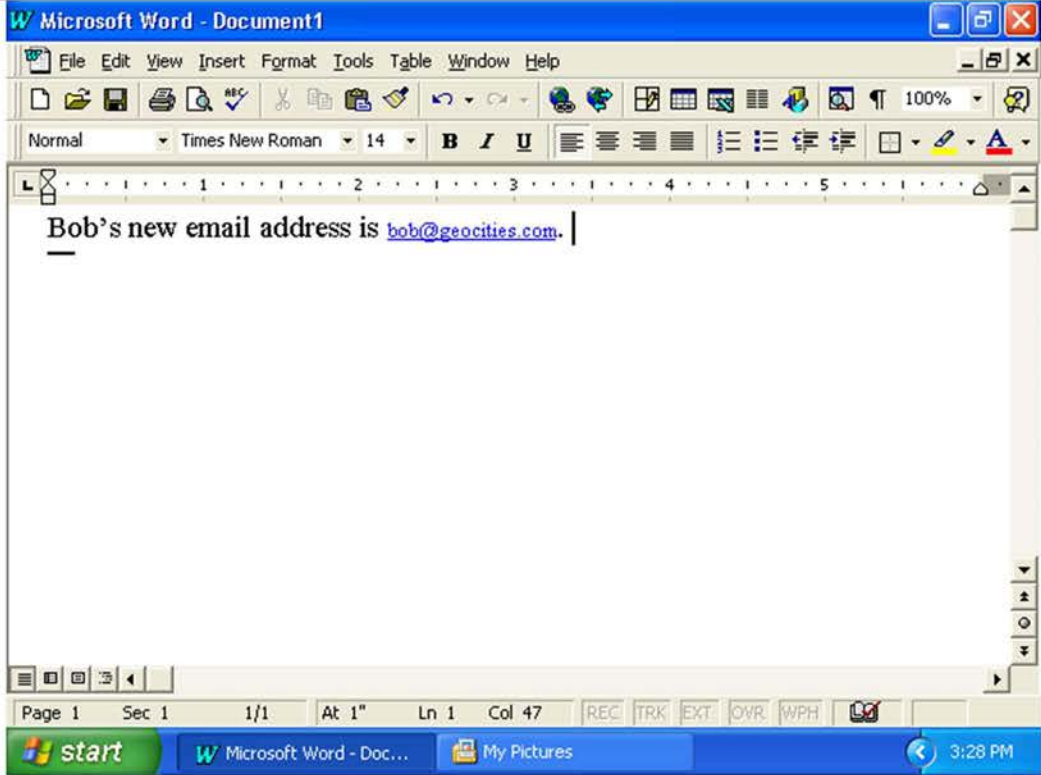
'843 Patent Claims	Disclosure
	 <p data-bbox="674 1075 800 1108">Word 97.</p> <p data-bbox="674 1149 1016 1182">Word 97 further discloses:</p>

Exhibit C-31

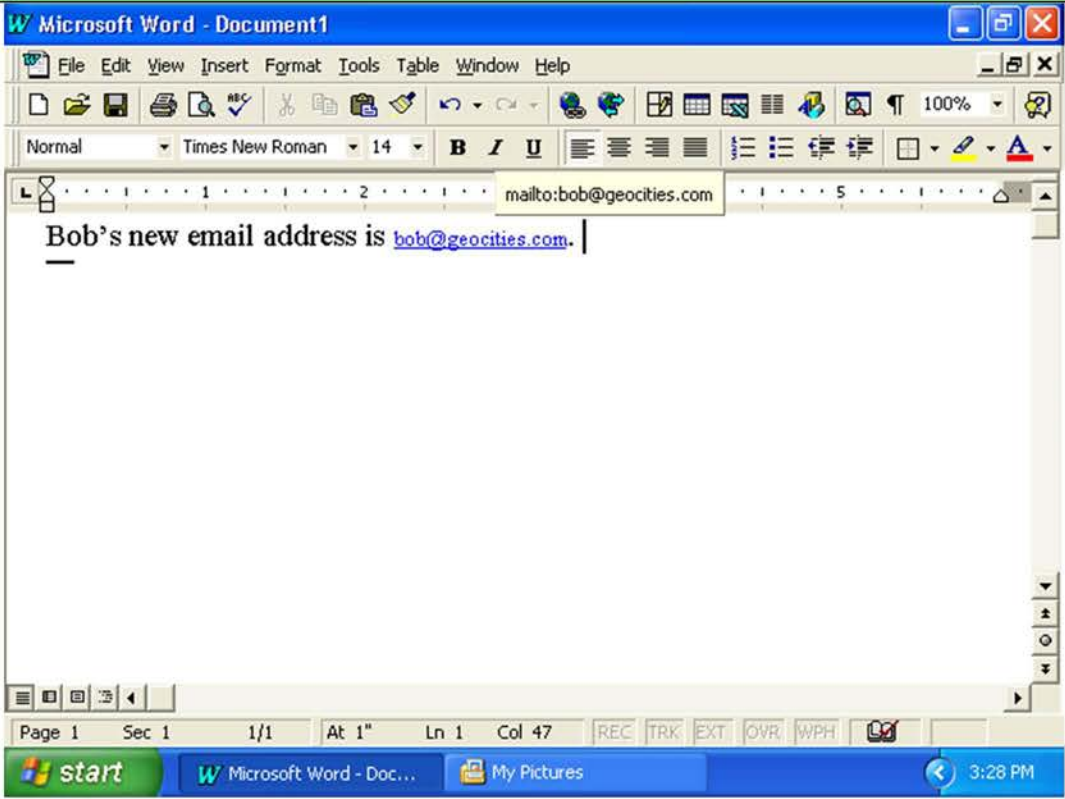
'843 Patent Claims	Disclosure
	 <p data-bbox="674 1096 802 1129">Word 97.</p> <p data-bbox="674 1169 1018 1202">Word 97 further discloses:</p>

Exhibit C-31

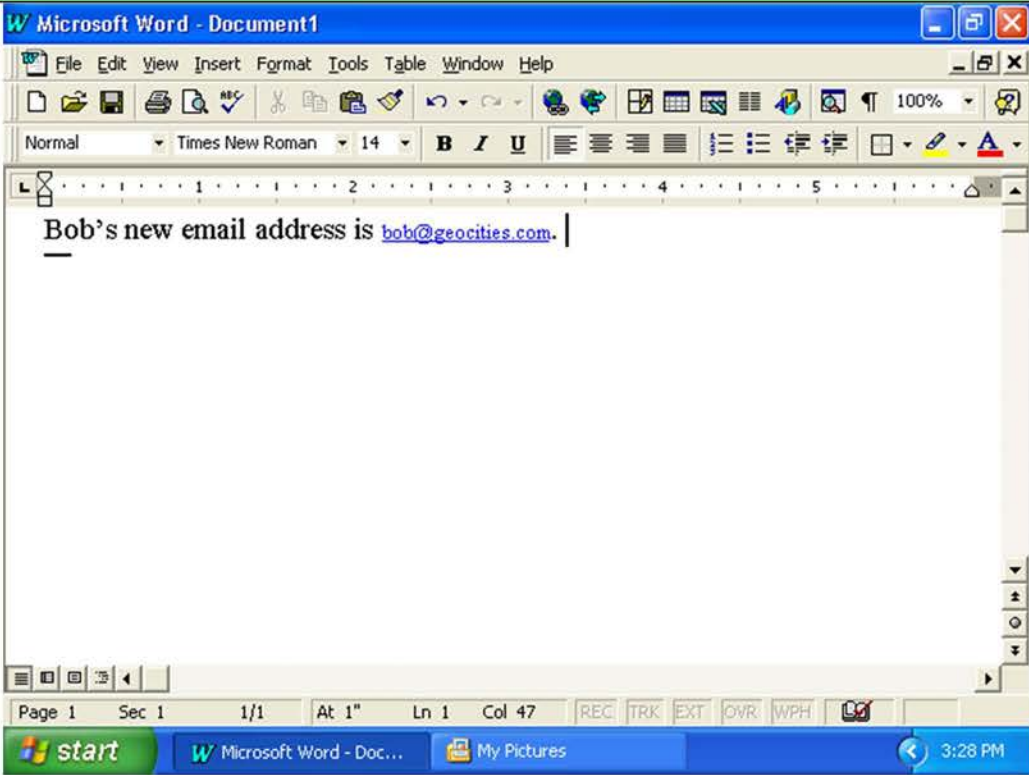
'843 Patent Claims	Disclosure
	 <p data-bbox="674 1034 800 1067">Word 97.</p> <p data-bbox="674 1108 1016 1141">Word 97 further discloses:</p>

Exhibit C-31

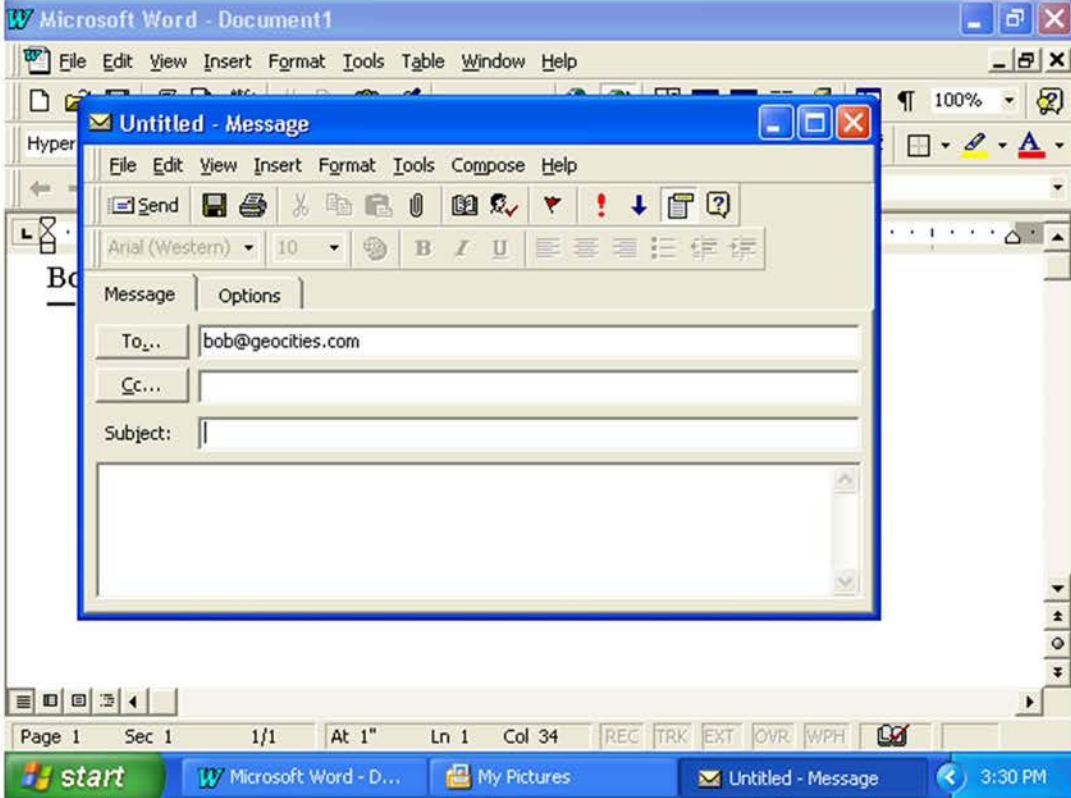
'843 Patent Claims	Disclosure
	 <p>Word 97.</p> <p>Word 97 further discloses:</p>

Exhibit C-31

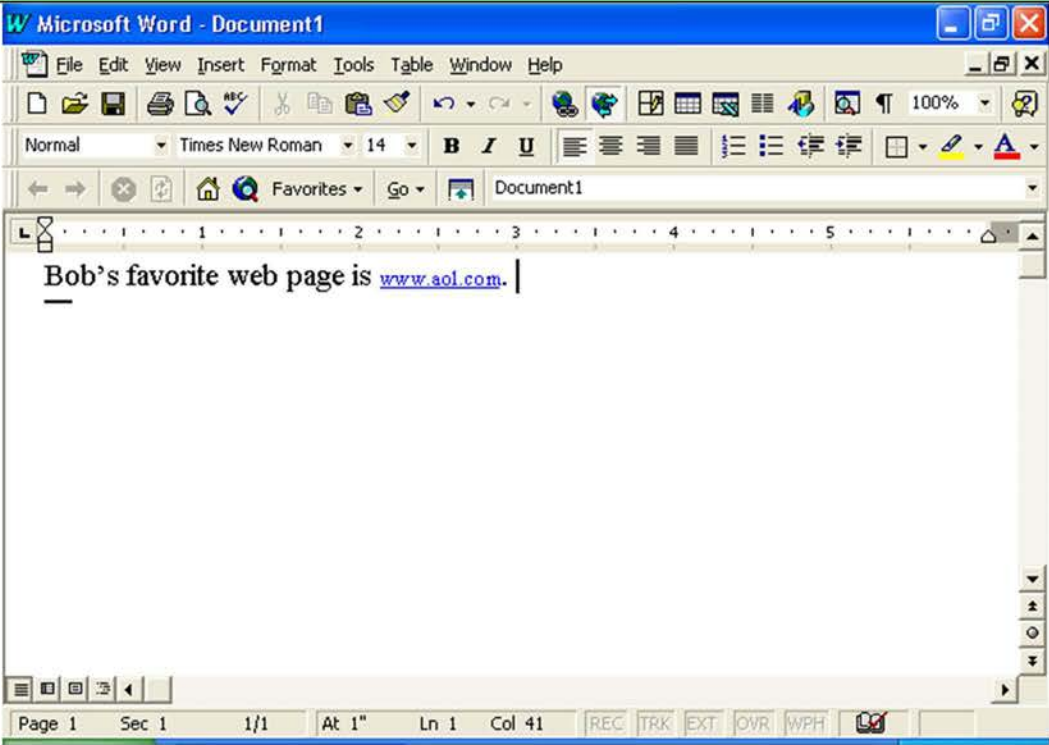
'843 Patent Claims	Disclosure
	 <p>Word 97.</p> <p>Word 97 further discloses:</p>

Exhibit C-31

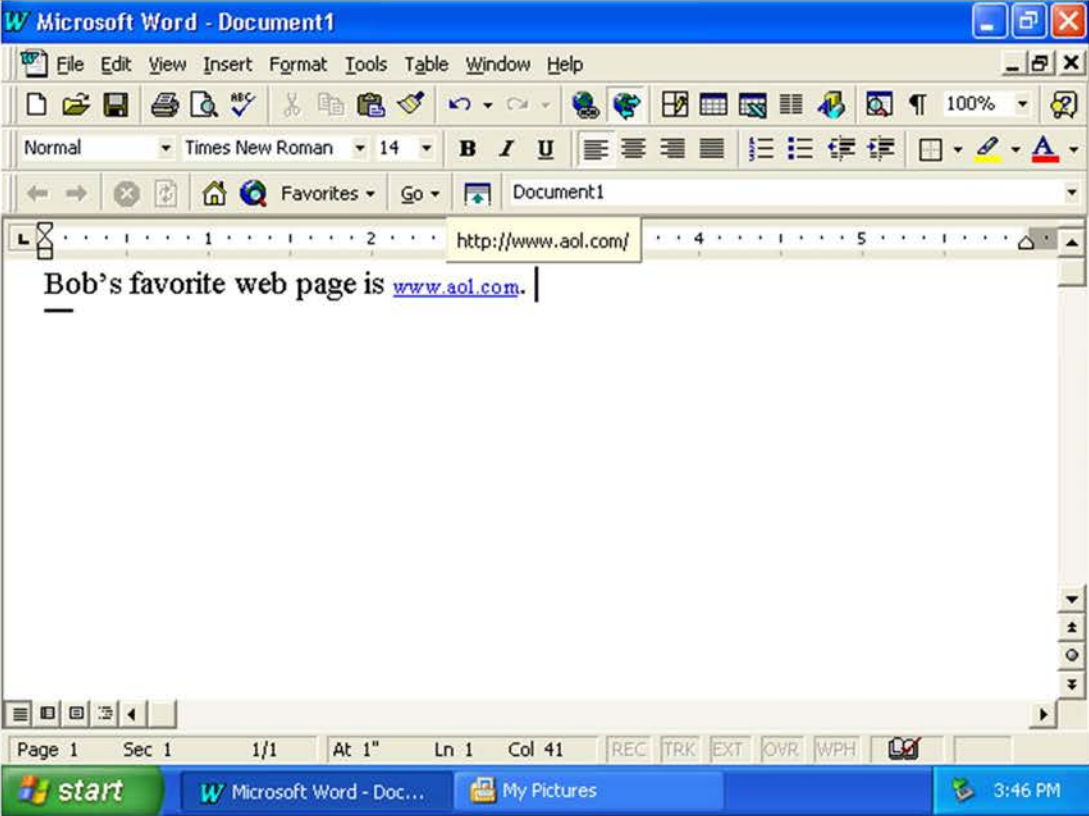
'843 Patent Claims	Disclosure
	 <p>Word 97.</p> <p>Word 97 further discloses:</p>

Exhibit C-31

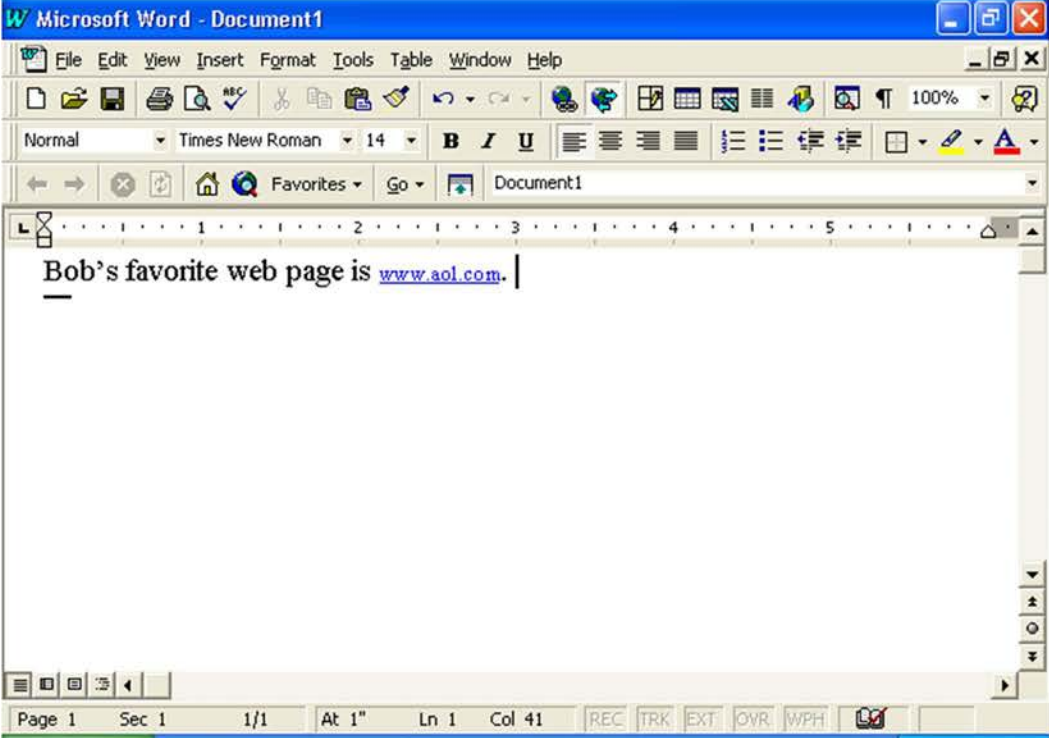
'843 Patent Claims	Disclosure
	 <p>Word 97.</p> <p>Word 97 further discloses:</p>

Exhibit C-31

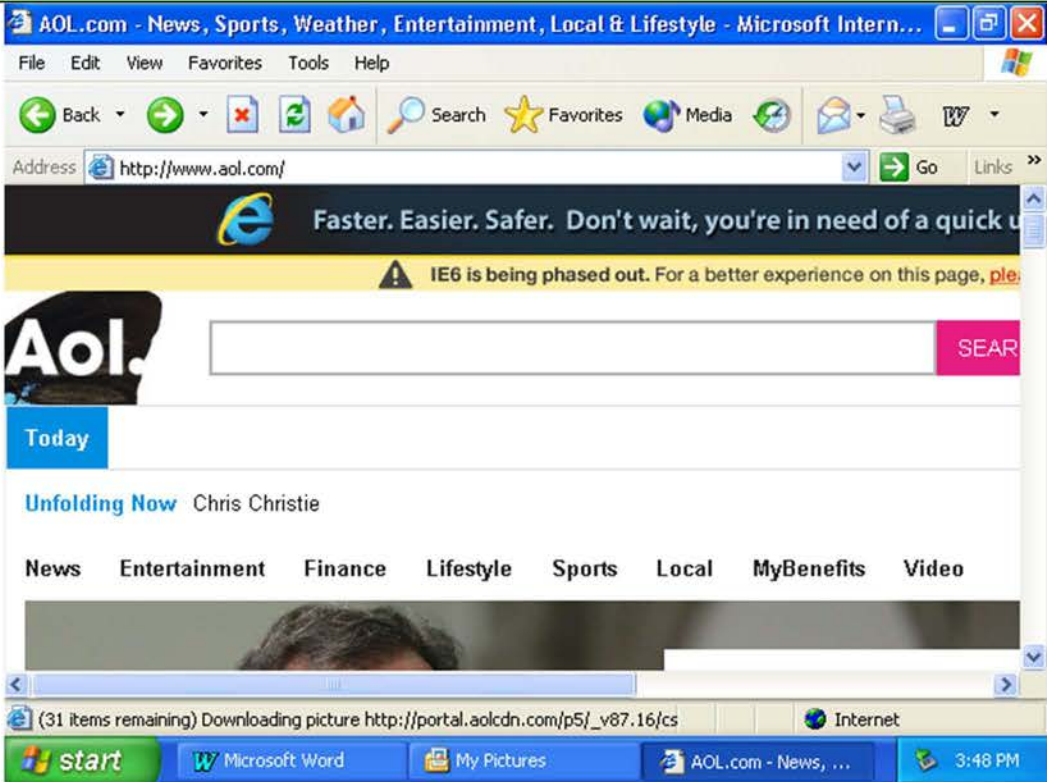
'843 Patent Claims	Disclosure
	 <p>Word 97.</p>
Claim 8	
<p>A method according to claim 1, further comprising, providing a prompt for updating the information source to include the first information.</p>	<p>Word 97 discloses this element.</p> <p>For example, the following screenshots highlight aspects of Word 97 functionality that discloses providing a prompt for updating the information source to include the first information. Specifically, Word 97 discloses:</p>

Exhibit C-31

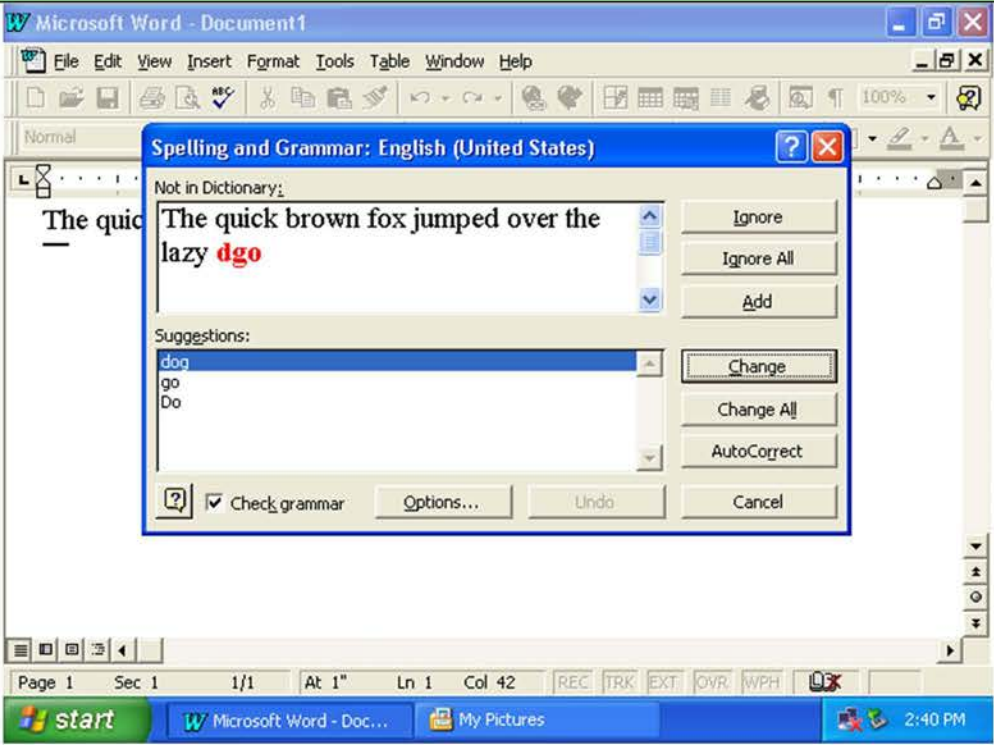
'843 Patent Claims	Disclosure
	 <p>The screenshot shows a Microsoft Word window titled "Microsoft Word - Document1". The menu bar includes File, Edit, View, Insert, Format, Tools, Table, Window, and Help. The ribbon shows the "Normal" style. A "Spelling and Grammar: English (United States)" dialog box is open, displaying the text "The quick brown fox jumped over the lazy dgo". The word "dgo" is highlighted in red. The "Not in Dictionary:" section lists "dgo". The "Suggestions:" section lists "dog", "go", and "Do". The "dog" suggestion is selected. Buttons for "Ignore", "Ignore All", "Add", "Change", "Change All", "AutoCorrect", "Check grammar", "Options...", "Undo", and "Cancel" are visible. The status bar at the bottom shows "Page 1 Sec 1 1/1 At 1" Ln 1 Col 42" and the Windows taskbar with the "start" button, "Microsoft Word - Doc...", "My Pictures", and the time "2:40 PM".</p> <p>Word 97.</p> <p>Word 97 further discloses:</p>

Exhibit C-31

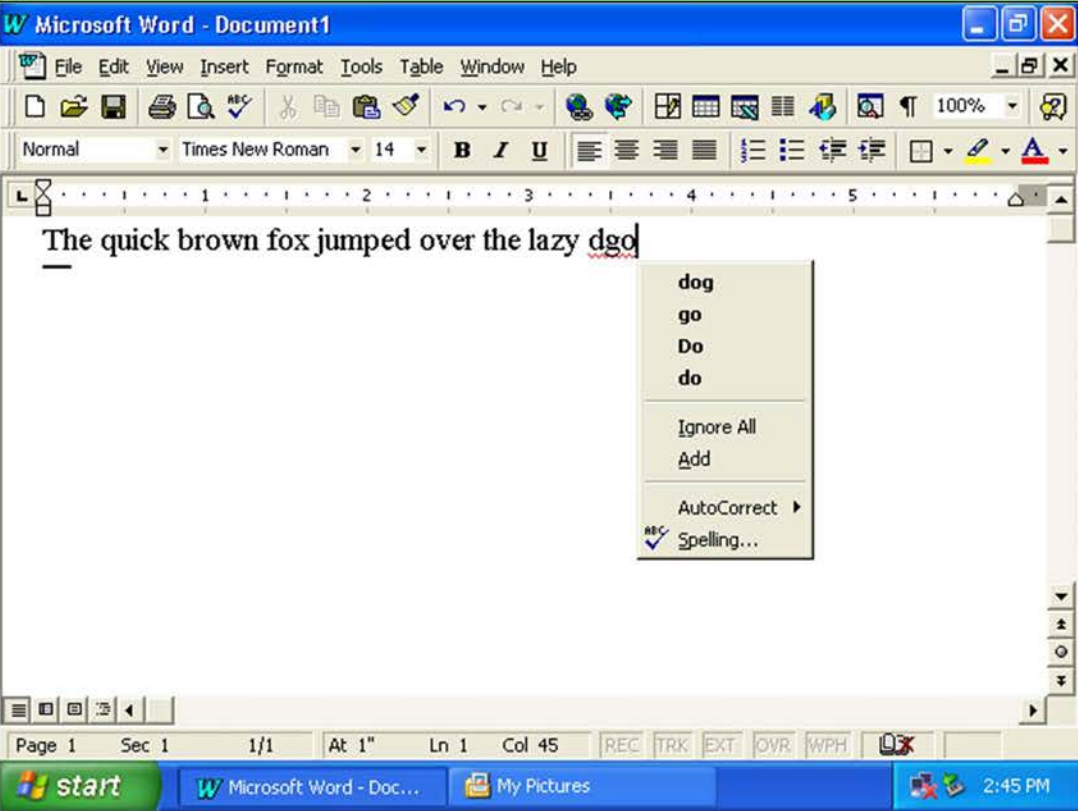
'843 Patent Claims	Disclosure
	 <p>The screenshot shows the Microsoft Word 97 interface. The title bar reads 'Microsoft Word - Document1'. The menu bar includes File, Edit, View, Insert, Format, Tools, Table, Window, and Help. The toolbar contains various icons for file operations and editing. The status bar at the bottom indicates 'Page 1 Sec 1 1/1 At 1" Ln 1 Col 45'. The taskbar shows the Windows Start button, the Word application window, and the My Pictures folder. The main document area contains the text 'The quick brown fox jumped over the lazy dgo'. A spelling correction dropdown menu is open over the word 'dgo', listing 'dog', 'go', 'Do', and 'do' as suggestions. Other options include 'Ignore All', 'Add', 'AutoCorrect', and 'Spelling...'. The 'dog' suggestion is highlighted.</p> <p>Word 97.</p>
Claim 13	
<p>A method according to claim 1, wherein the user command is the only command from a user necessary to initiate performing the operation.</p>	<p>Word 97 discloses this element.</p> <p>For example, the following screenshots highlight aspects of Word 97 functionality that discloses wherein the user command is the only command from a user necessary to initiate performing the operation. Specifically, Word 97 discloses:</p>

Exhibit C-31

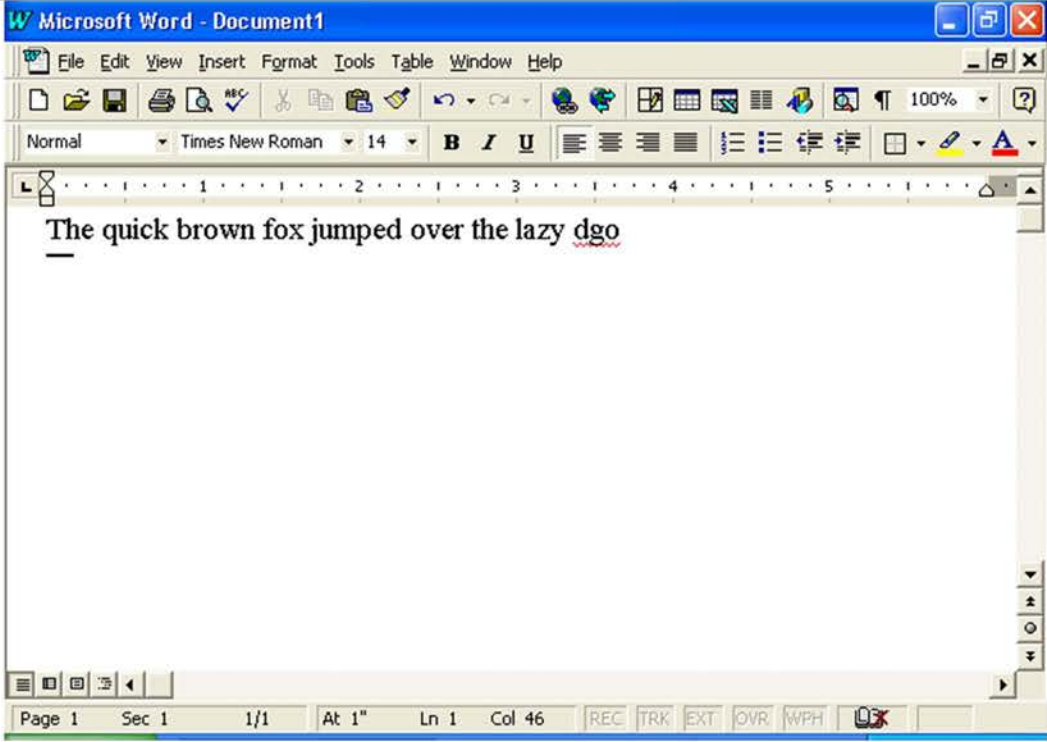
'843 Patent Claims	Disclosure
	 <p>Word 97.</p> <p>Word 97 further discloses:</p>

Exhibit C-31

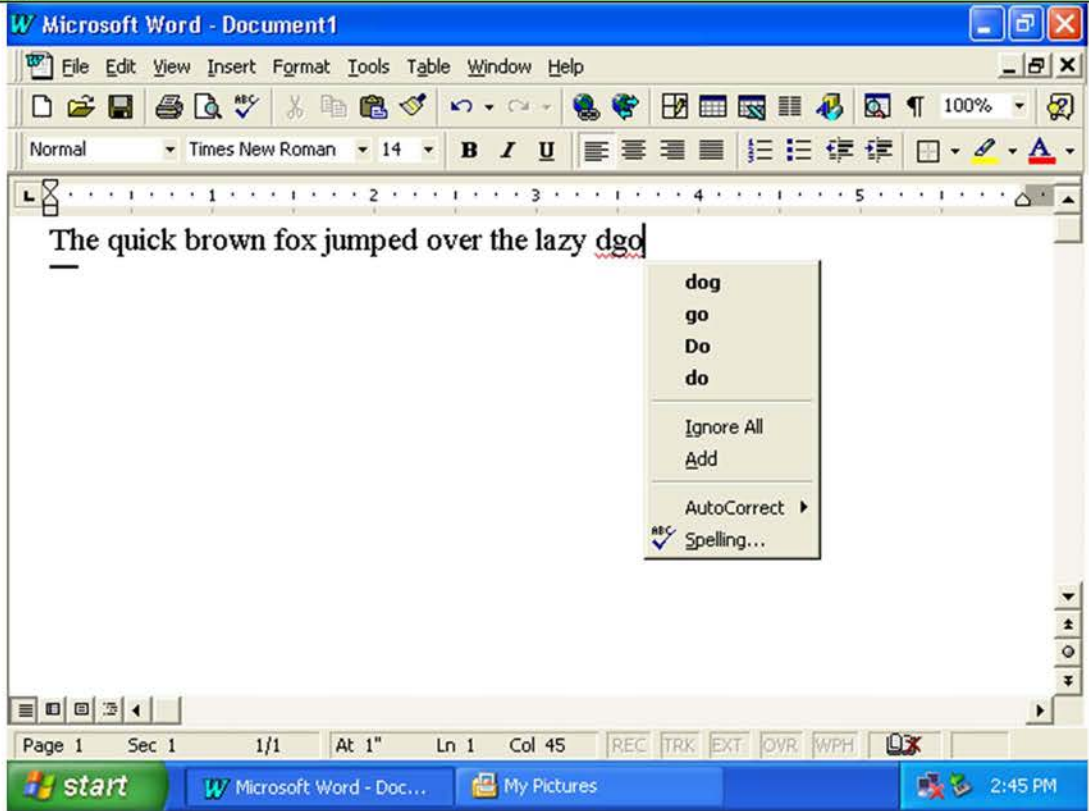
'843 Patent Claims	Disclosure
	 <p>The screenshot shows a Microsoft Word window titled "Microsoft Word - Document1". The menu bar includes File, Edit, View, Insert, Format, Tools, Table, Window, and Help. The toolbar contains various icons for file operations and editing. The status bar at the bottom indicates "Page 1 Sec 1 1/1 At 1" Ln 1 Col 45". The taskbar at the bottom shows the Start button, the Word application, and the My Pictures folder, with the system clock displaying 2:45 PM.</p> <p>The main document area contains the text "The quick brown fox jumped over the lazy dgo". A spelling correction dropdown menu is open over the word "dgo", listing the following options: "dog", "go", "Do", "do", "Ignore All", "Add", "AutoCorrect", and "Spelling...".</p> <p>Word 97.</p> <p>Word 97 further discloses:</p>

Exhibit C-31

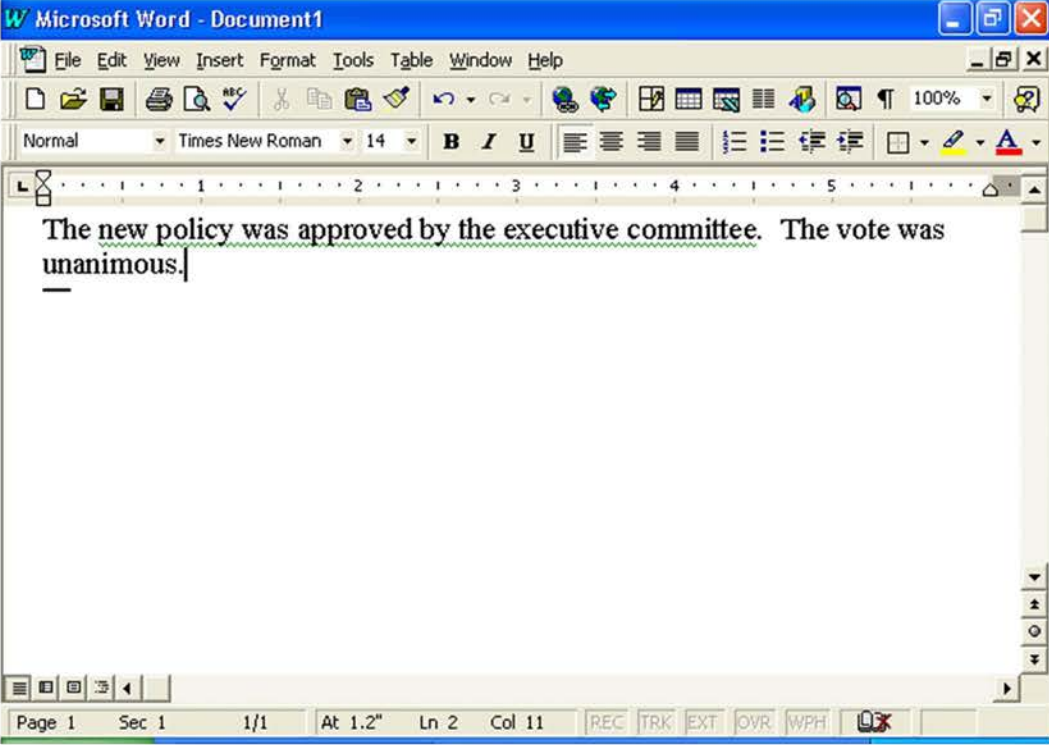
'843 Patent Claims	Disclosure
	 <p data-bbox="674 1047 800 1080">Word 97.</p> <p data-bbox="674 1120 1016 1153">Word 97 further discloses:</p>

Exhibit C-31

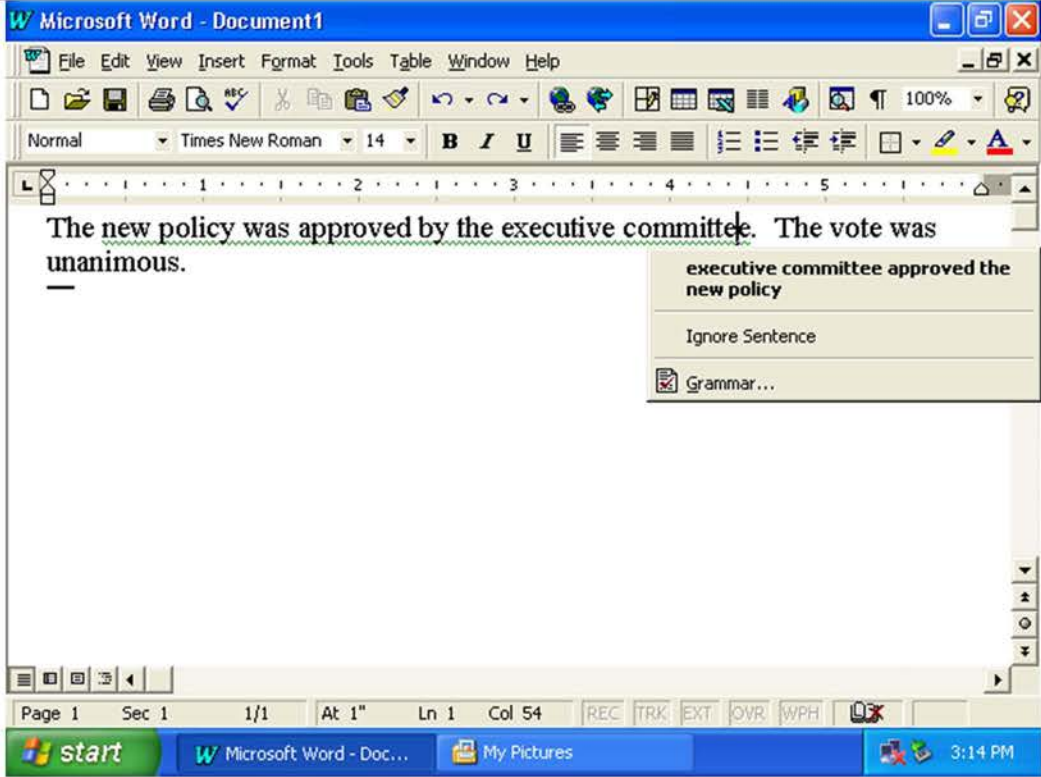
'843 Patent Claims	Disclosure
	 <p>The screenshot shows a Microsoft Word window titled "Microsoft Word - Document1". The menu bar includes File, Edit, View, Insert, Format, Tools, Table, Window, and Help. The ribbon shows the "Normal" style with "Times New Roman" font and size "14". The text in the document is "The new policy was approved by the executive committee. The vote was unanimous." A grammar check tooltip is visible over the period at the end of the first sentence, displaying the error "executive committee approved the new policy" and options to "Ignore Sentence" or "Grammar...". The status bar at the bottom indicates "Page 1 Sec 1 1/1 At 1" Ln 1 Col 54". The Windows taskbar at the bottom shows the Start button, the Word application, and the system tray with the time "3:14 PM".</p> <p>Word 97.</p> <p>Word 97 further discloses:</p>

Exhibit C-31

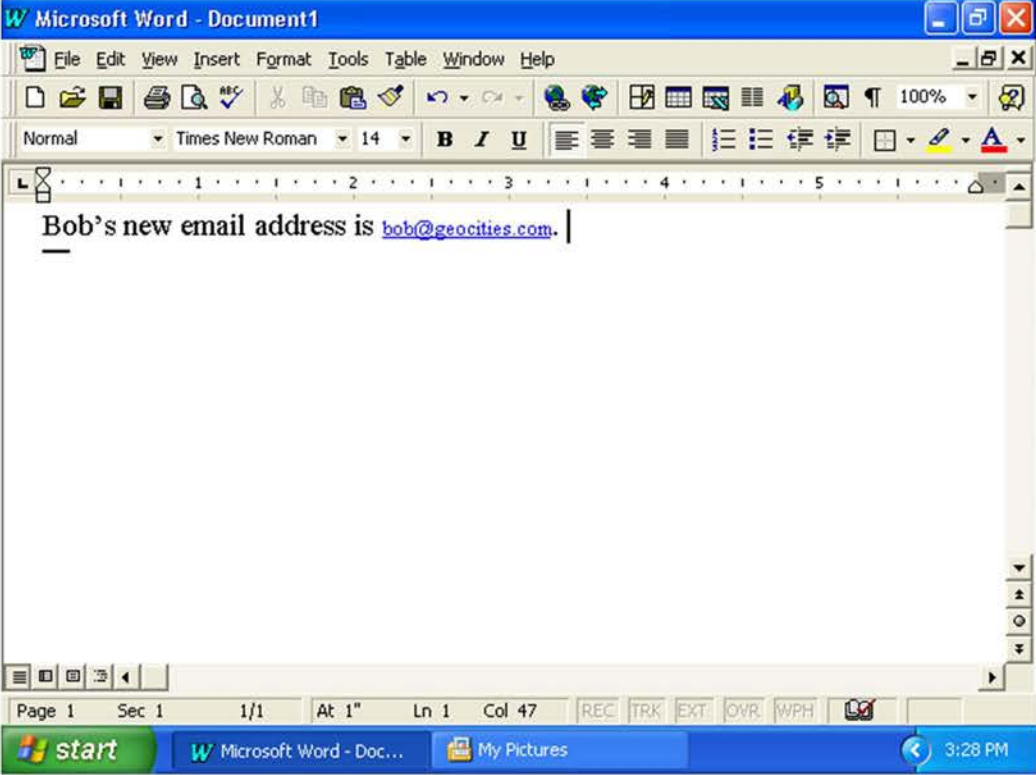
'843 Patent Claims	Disclosure
	 <p data-bbox="674 1075 800 1108">Word 97.</p> <p data-bbox="674 1149 1020 1182">Word 97 further discloses:</p>

Exhibit C-31

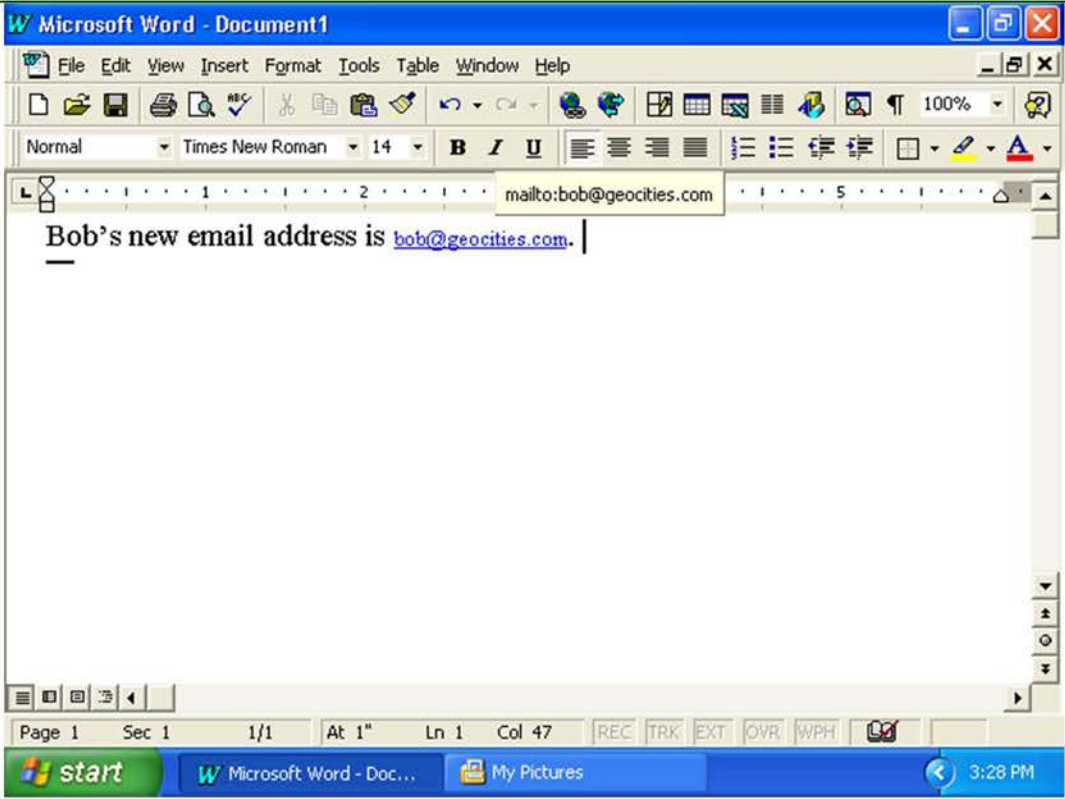
'843 Patent Claims	Disclosure
	 <p data-bbox="674 1096 800 1129">Word 97.</p> <p data-bbox="674 1169 1016 1202">Word 97 further discloses:</p>

Exhibit C-31

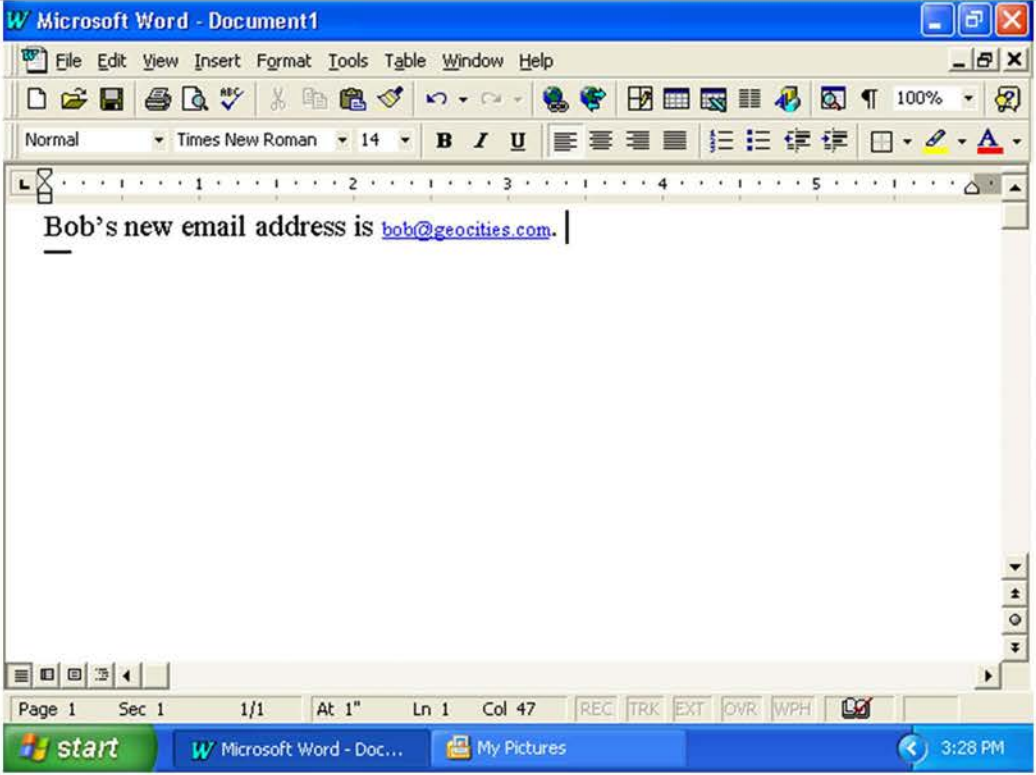
'843 Patent Claims	Disclosure
	 <p data-bbox="674 1037 800 1070">Word 97.</p> <p data-bbox="674 1111 1016 1144">Word 97 further discloses:</p>

Exhibit C-31

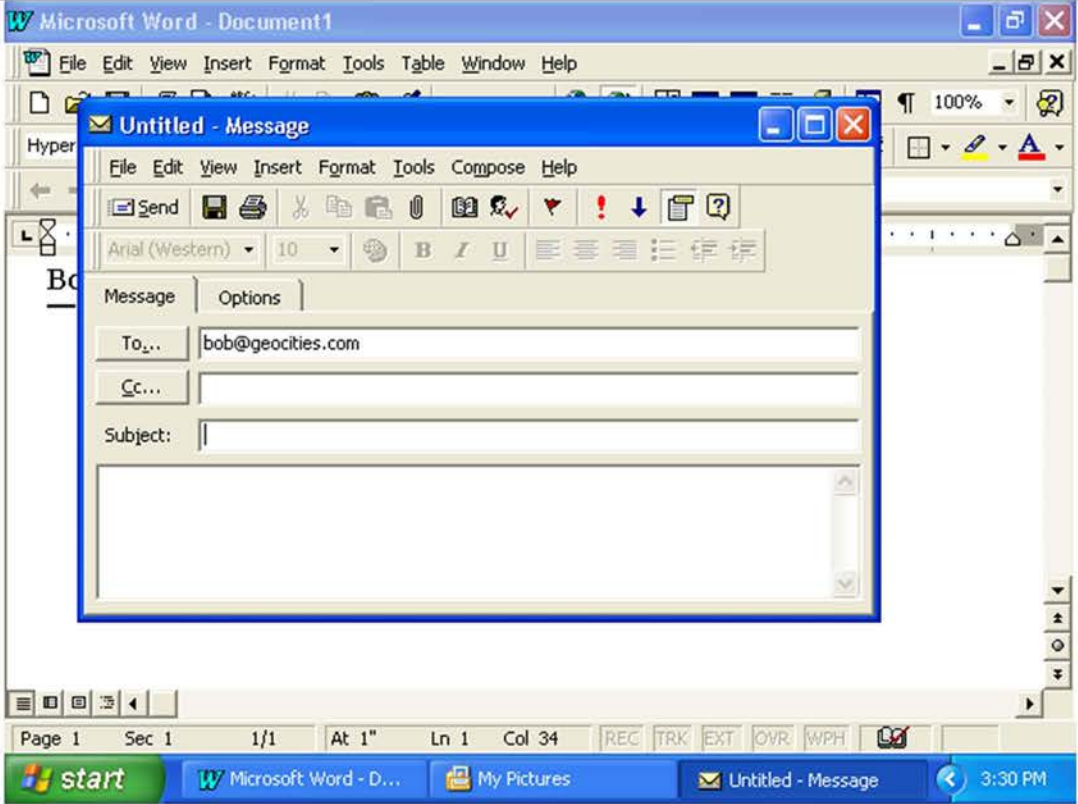
'843 Patent Claims	Disclosure
	 <p>The screenshot shows a Microsoft Word 97 window titled "Microsoft Word - Document1" with a menu bar (File, Edit, View, Insert, Format, Tools, Table, Window, Help) and a toolbar. An "Untitled - Message" window is open in the foreground, also with a menu bar (File, Edit, View, Insert, Format, Tools, Compose, Help) and a toolbar. The message window has fields for "To..." (bob@geocities.com), "Cc...", and "Subject:". The Word window's status bar at the bottom shows "Page 1 Sec 1 1/1 At 1" Ln 1 Col 34" and a taskbar with "start", "Microsoft Word - D...", "My Pictures", "Untitled - Message", and "3:30 PM".</p> <p>Word 97.</p> <p>Word 97 further discloses:</p>

Exhibit C-31

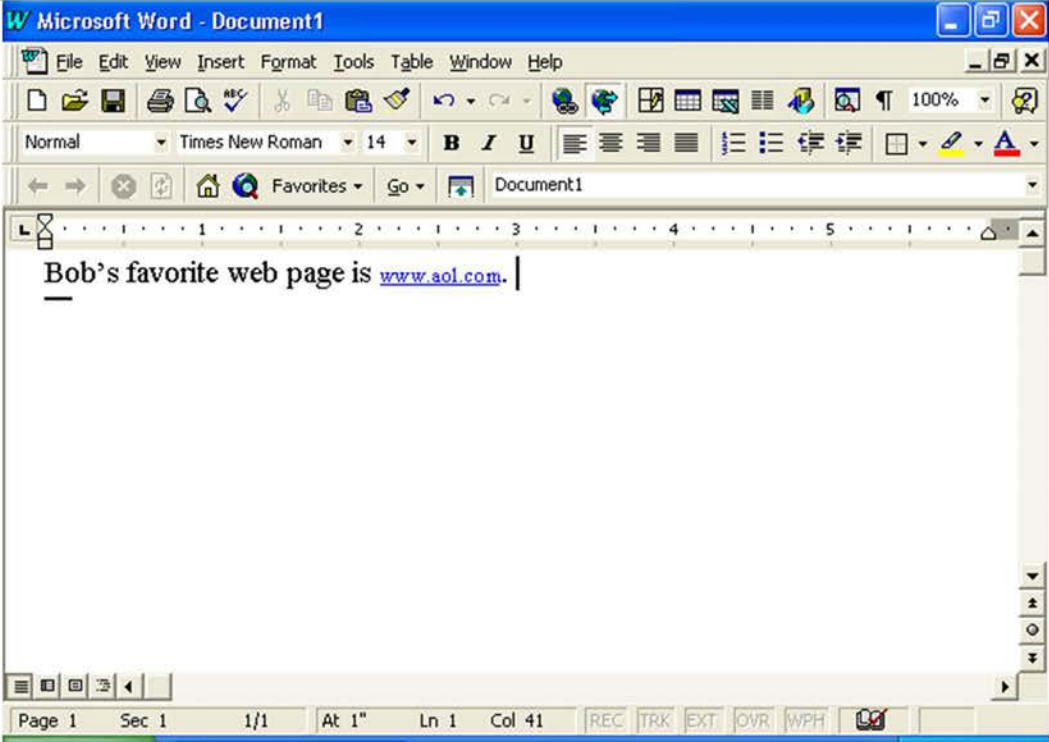
'843 Patent Claims	Disclosure
	 <p>Word 97.</p> <p>Word 97 further discloses:</p>

Exhibit C-31

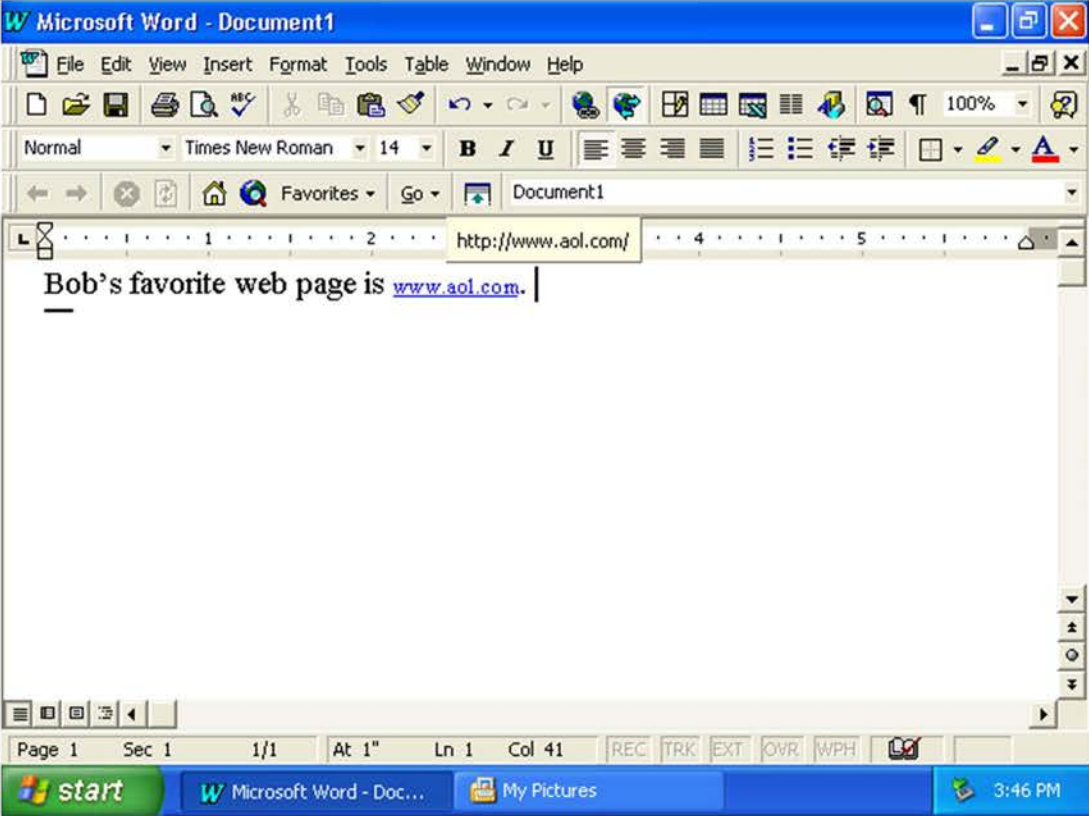
'843 Patent Claims	Disclosure
	 <p>Word 97.</p> <p>Word 97 further discloses:</p>

Exhibit C-31

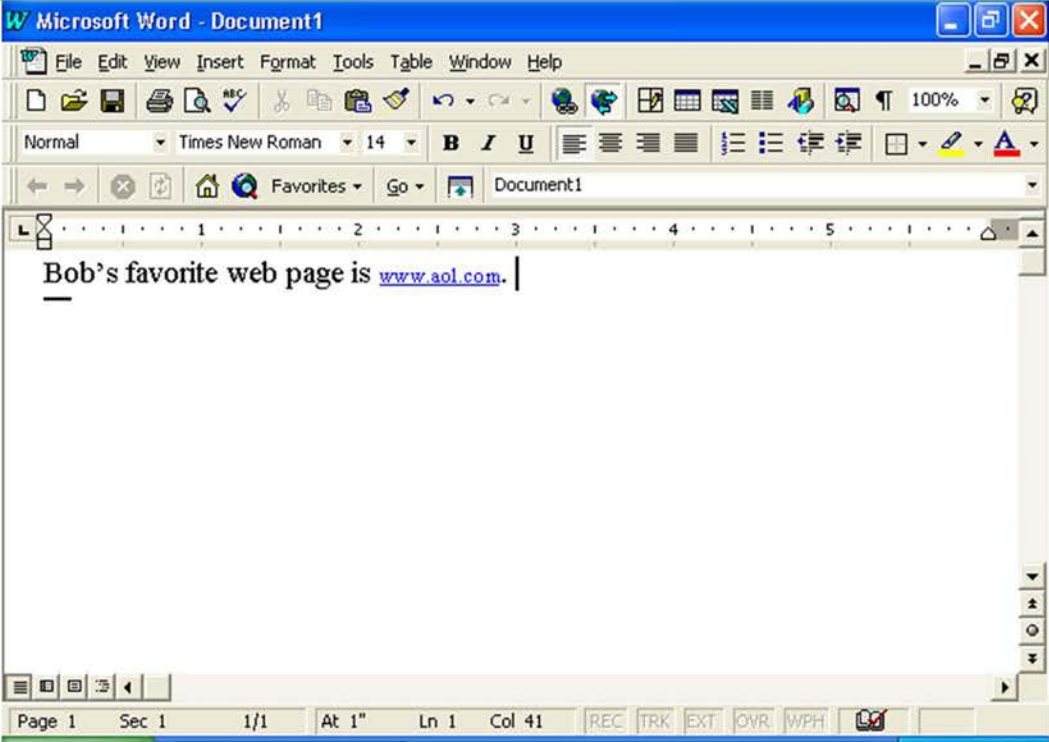
'843 Patent Claims	Disclosure
	 <p>Word 97.</p> <p>Word 97 further discloses:</p>

Exhibit C-31

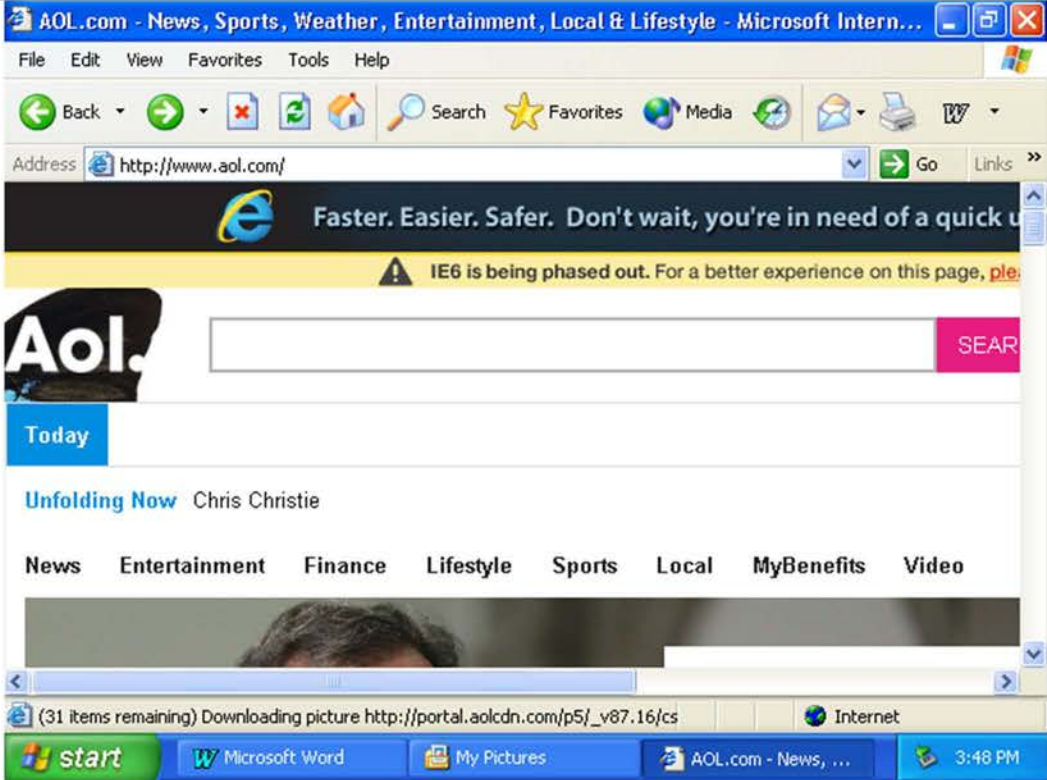
'843 Patent Claims	Disclosure
	 <p>Word 97.</p>
Claim 15	Word 97 discloses this element.
<p>A method according to claim 1, further comprising, if searching results in a plurality of distinct instances of second information, displaying such instances to enable user selection of one of them for use in performing the action.</p>	<p>For example, the following screenshots highlight aspects of Word 97 functionality that discloses if searching results in a plurality of distinct instances of second information, displaying such instances to enable user selection of one of them for use in performing the action. Specifically, Word 97 discloses:</p>

Exhibit C-31

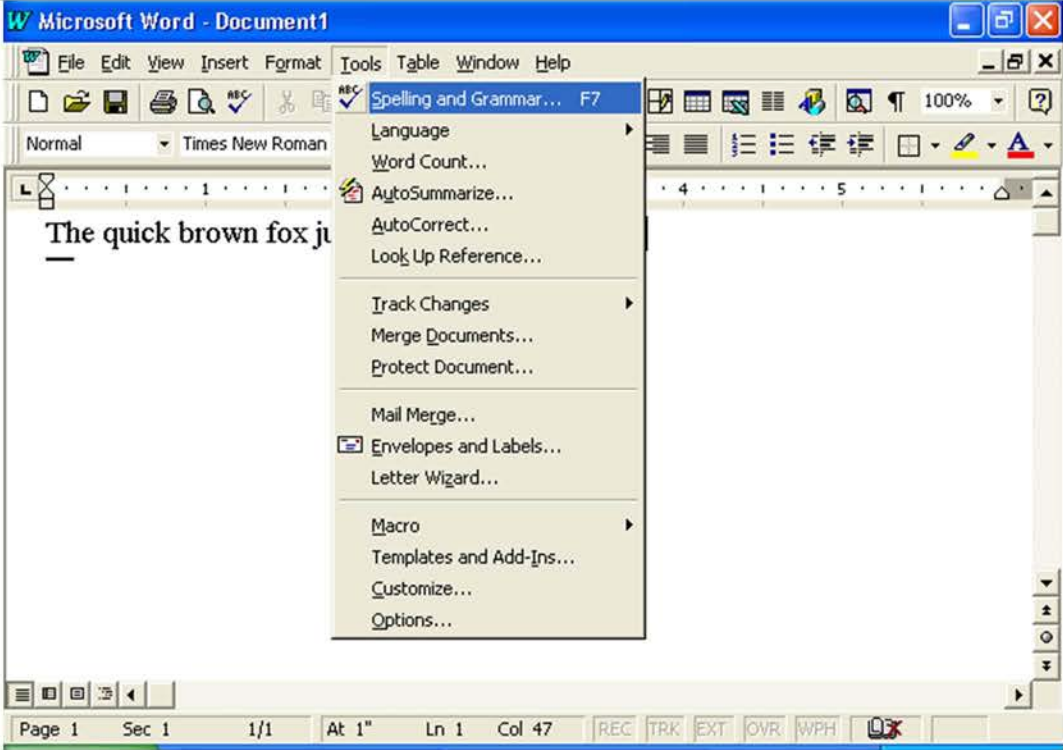
'843 Patent Claims	Disclosure
	 <p>The screenshot shows the Microsoft Word 97 interface. The title bar reads "Microsoft Word - Document1". The menu bar includes File, Edit, View, Insert, Format, Tools, Table, Window, and Help. The Tools menu is open, displaying options such as Spelling and Grammar... (F7), Language, Word Count..., AutoSummarize..., AutoCorrect..., Look Up Reference..., Track Changes, Merge Documents..., Protect Document..., Mail Merge..., Envelopes and Labels..., Letter Wizard..., Macro, Templates and Add-Ins..., Customize..., and Options... The document text "The quick brown fox ju" is visible in the main editing area. The status bar at the bottom shows "Page 1 Sec 1 1/1 At 1" Ln 1 Col 47" and various view options like REC, TRK, EXT, OVR, WPH.</p> <p>Word 97.</p> <p>Word 97 further discloses:</p>

Exhibit C-31

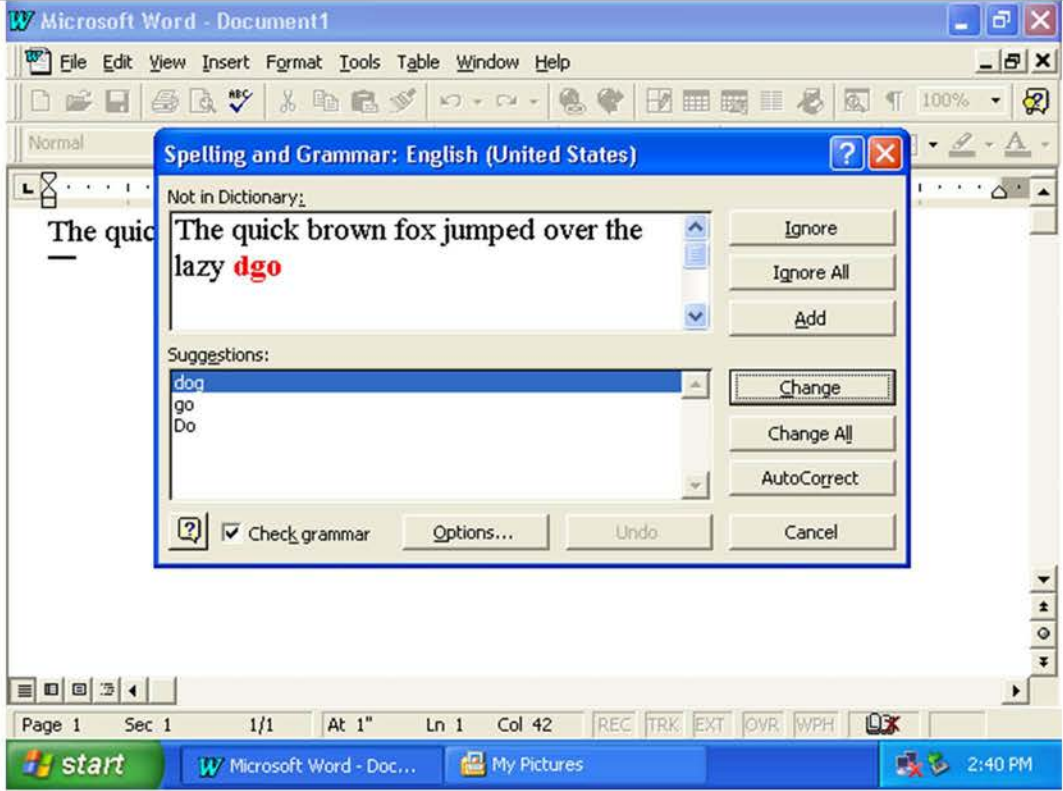
'843 Patent Claims	Disclosure
	 <p>The screenshot shows a Microsoft Word window titled "Microsoft Word - Document1". The menu bar includes File, Edit, View, Insert, Format, Tools, Table, Window, and Help. The ribbon shows the "Normal" style. A "Spelling and Grammar: English (United States)" dialog box is open, displaying the text "The quick brown fox jumped over the lazy dgo". The word "dgo" is highlighted in red. The "Not in Dictionary:" section lists "dgo". The "Suggestions:" section lists "dog", "go", and "Do". The "dog" suggestion is selected. Buttons for "Ignore", "Ignore All", "Add", "Change", "Change All", "AutoCorrect", "Check grammar", "Options...", "Undo", and "Cancel" are visible. The status bar at the bottom shows "Page 1 Sec 1 1/1 At 1" Ln 1 Col 42" and the Windows taskbar with the start button, "Microsoft Word - Doc...", "My Pictures", and the time "2:40 PM".</p> <p>Word 97.</p> <p>Word 97 further discloses:</p>

Exhibit C-31

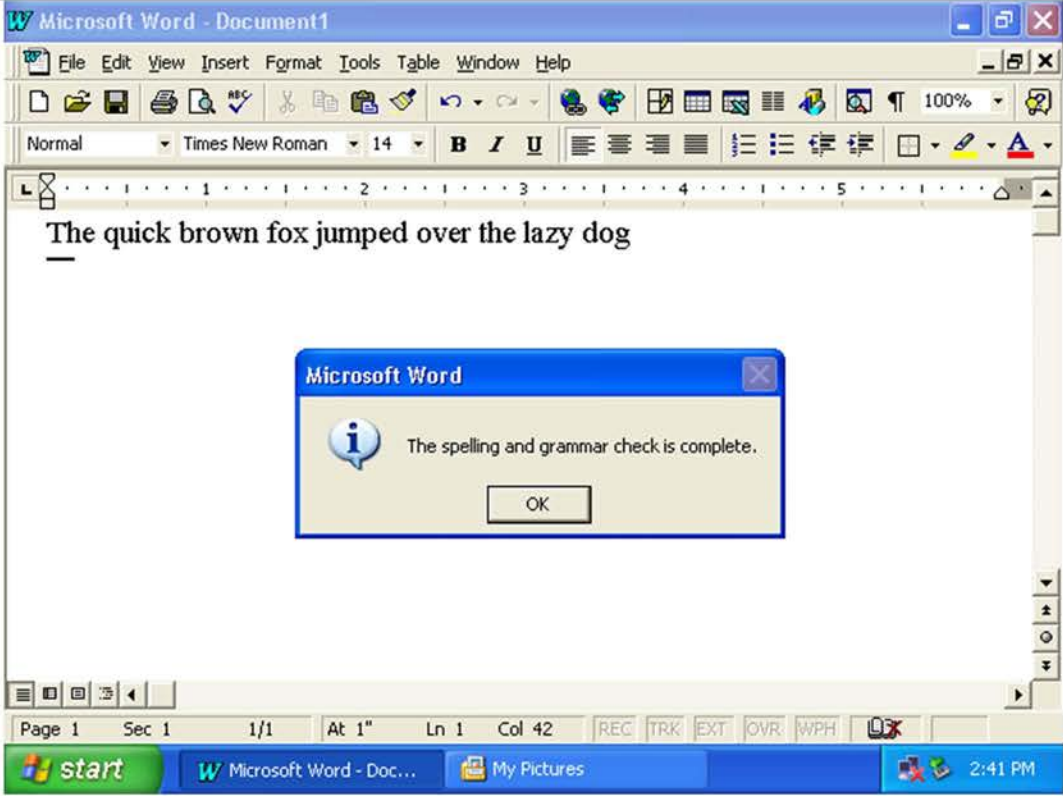
'843 Patent Claims	Disclosure
	 <p>The screenshot shows the Microsoft Word 2003 interface. The main window displays the text "The quick brown fox jumped over the lazy dog" on a single line. A dialog box titled "Microsoft Word" is centered on the screen, containing an information icon and the text "The spelling and grammar check is complete." with an "OK" button. The status bar at the bottom indicates "Page 1 Sec 1 1/1 At 1" Ln 1 Col 42". The Windows taskbar at the bottom shows the "start" button, the active window "Microsoft Word - Doc...", and the system clock "2:41 PM".</p> <p>Word 97.</p> <p>Word 97 further discloses:</p>

Exhibit C-31

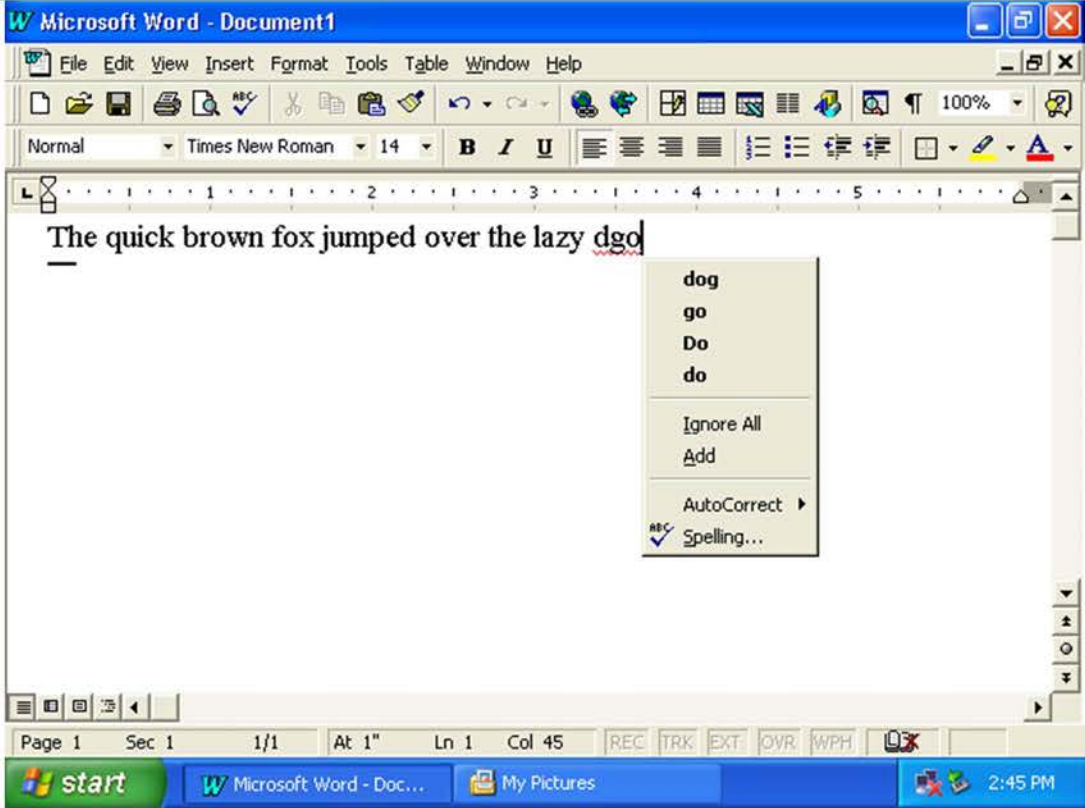
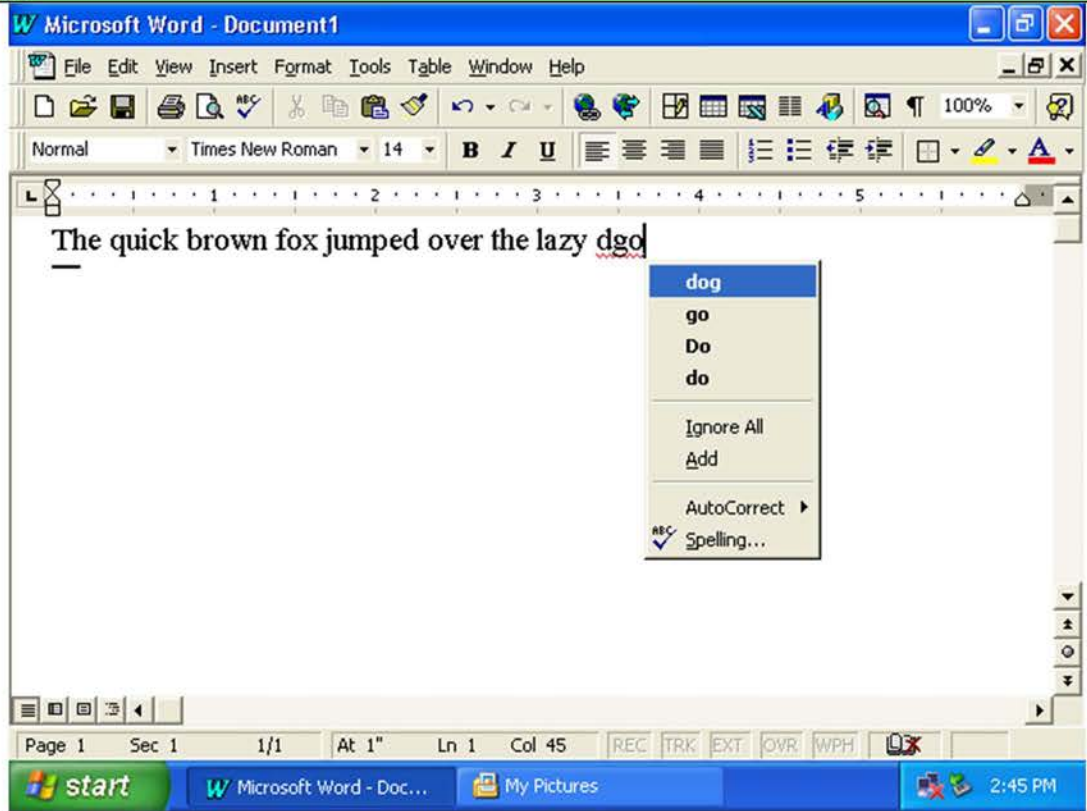
'843 Patent Claims	Disclosure
	 <p>The screenshot shows a Microsoft Word window titled "Microsoft Word - Document1". The menu bar includes File, Edit, View, Insert, Format, Tools, Table, Window, and Help. The toolbar contains various icons for file operations and editing. The status bar at the bottom indicates "Page 1 Sec 1 1/1 At 1" Ln 1 Col 45". The taskbar shows the Start button and open applications: Microsoft Word - Doc... and My Pictures. The time is 2:45 PM.</p> <p>The main text area contains the sentence "The quick brown fox jumped over the lazy dgo". A spelling correction dropdown menu is open over the word "dgo", listing the following options: dog, go, Do, do, Ignore All, Add, AutoCorrect, and Spelling... (checked).</p>
	<p>Word 97.</p> <p>Word 97 further discloses:</p>

Exhibit C-31

'843 Patent Claims	Disclosure
	 <p>The screenshot shows the Microsoft Word 97 interface. The title bar reads "Microsoft Word - Document1". The menu bar includes File, Edit, View, Insert, Format, Tools, Table, Window, and Help. The toolbar contains various icons for file operations and editing. The status bar at the bottom indicates "Page 1 Sec 1 1/1 At 1" Ln 1 Col 45". The taskbar shows the Start button and open applications: Microsoft Word - Doc... and My Pictures. The time is 2:45 PM.</p> <p>The main document area contains the text "The quick brown fox jumped over the lazy dgo". A spelling correction dropdown menu is open over the word "dgo", listing the following options: dog (highlighted), go, Do, do, Ignore All, Add, AutoCorrect, and Spelling... (with a checkmark icon).</p>

Word 97.

Word 97 further discloses:

Exhibit C-31

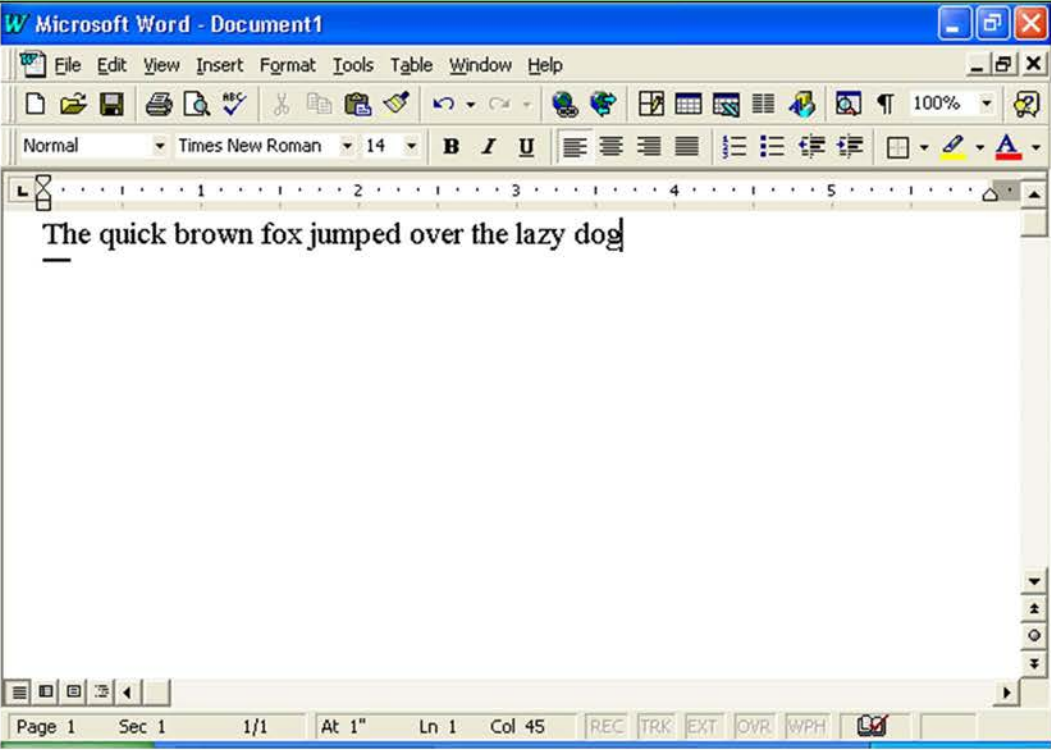
'843 Patent Claims	Disclosure
	 <p>Word 97.</p>
Claim 17	
<p>A method according to claim 1, wherein the information source is associated with the second computer program and is available through the computer.</p>	<p>Word 97 discloses this element.</p> <p>For example, the following screenshots highlight aspects of Word 97 functionality that discloses wherein the information source is associated with the second computer program and is available through the computer. Specifically, Word 97 discloses:</p>

Exhibit C-31

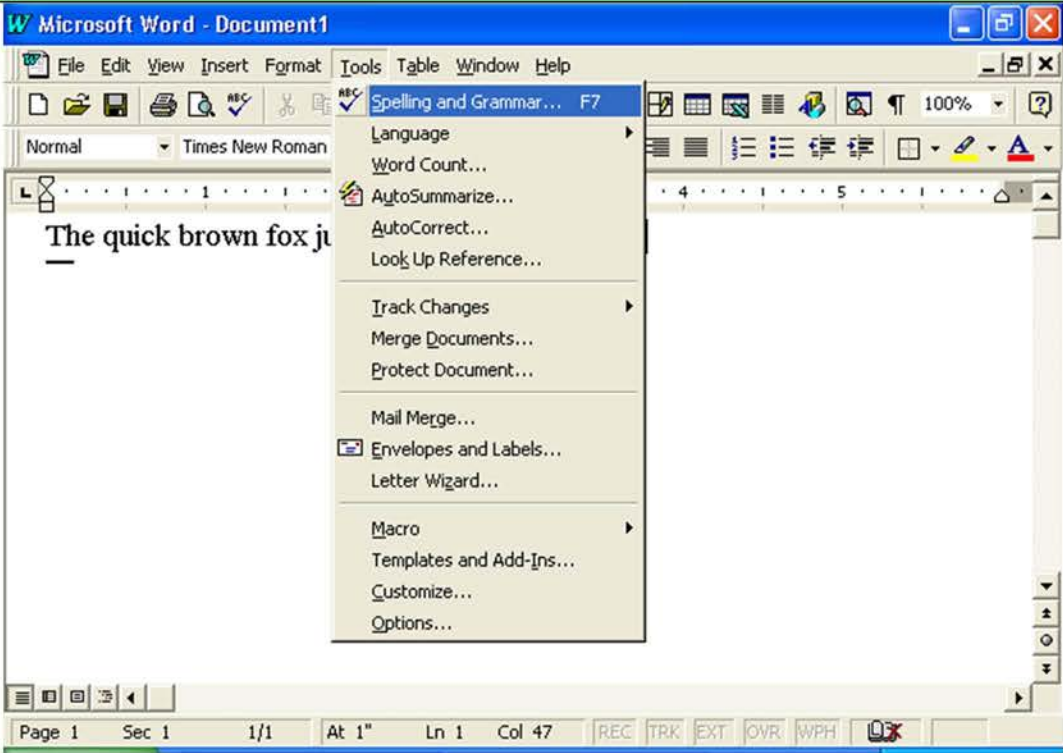
'843 Patent Claims	Disclosure
	 <p>The screenshot shows the Microsoft Word 97 interface. The title bar reads "Microsoft Word - Document1". The menu bar includes File, Edit, View, Insert, Format, Tools, Table, Window, and Help. The "Tools" menu is open, showing options such as Spelling and Grammar... (F7), Language, Word Count..., AutoSummarize..., AutoCorrect..., Look Up Reference..., Track Changes, Merge Documents..., Protect Document..., Mail Merge..., Envelopes and Labels..., Letter Wizard..., Macro, Templates and Add-Ins..., Customize..., and Options... The main document area contains the text "The quick brown fox ju" with a red squiggly line under the word "ju". The status bar at the bottom indicates "Page 1 Sec 1 1/1 At 1" Ln 1 Col 47" and includes icons for REC, TRK, EXT, OVR, WPH, and a red X icon.</p> <p>Word 97.</p> <p>Word 97 further discloses:</p>

Exhibit C-31

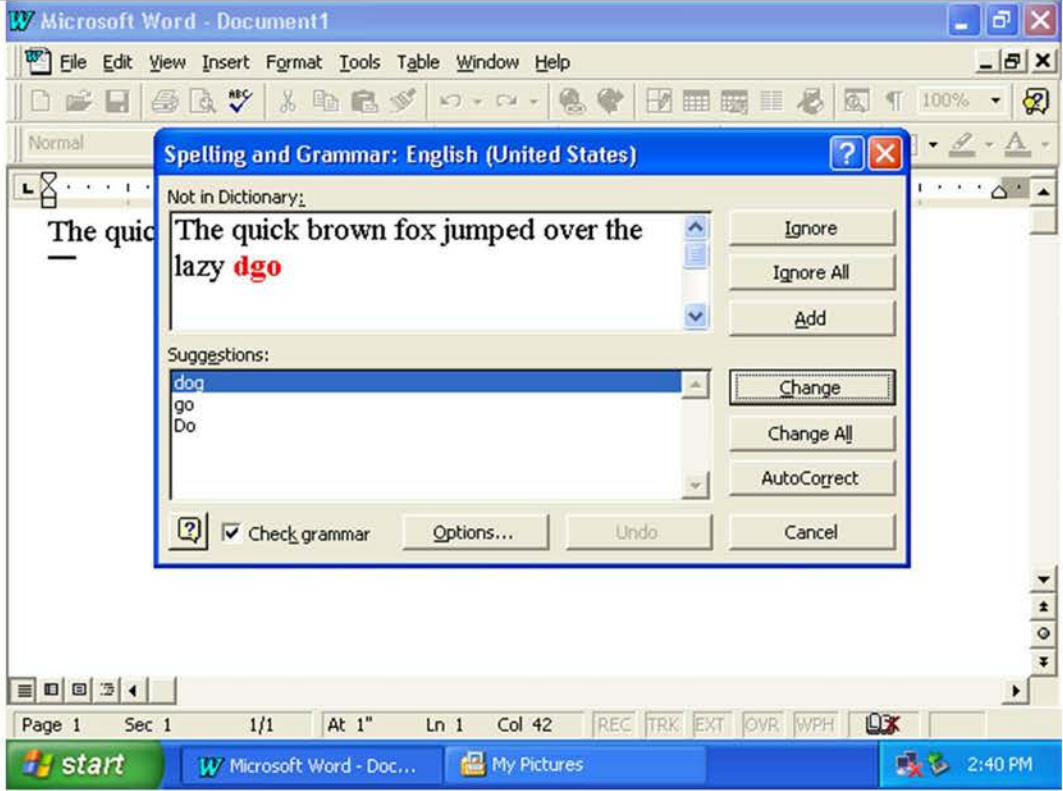
'843 Patent Claims	Disclosure
	 <p>The screenshot shows a Microsoft Word window titled "Microsoft Word - Document1". The menu bar includes File, Edit, View, Insert, Format, Tools, Table, Window, and Help. The ribbon shows the "Normal" style. A "Spelling and Grammar: English (United States)" dialog box is open, displaying the text "The quick brown fox jumped over the lazy dgo". The word "dgo" is highlighted in red. The "Not in Dictionary:" section lists "dgo". The "Suggestions:" section lists "dog", "go", and "Do". The "dog" suggestion is selected. Buttons for "Ignore", "Ignore All", "Add", "Change", "Change All", "AutoCorrect", "Check grammar", "Options...", "Undo", and "Cancel" are visible. The status bar at the bottom shows "Page 1 Sec 1 1/1 At 1" Ln 1 Col 42" and the Windows taskbar with the "start" button and open applications "Microsoft Word - Doc..." and "My Pictures". The system clock shows "2:40 PM".</p> <p>Word 97.</p> <p>Word 97 further discloses:</p>

Exhibit C-31

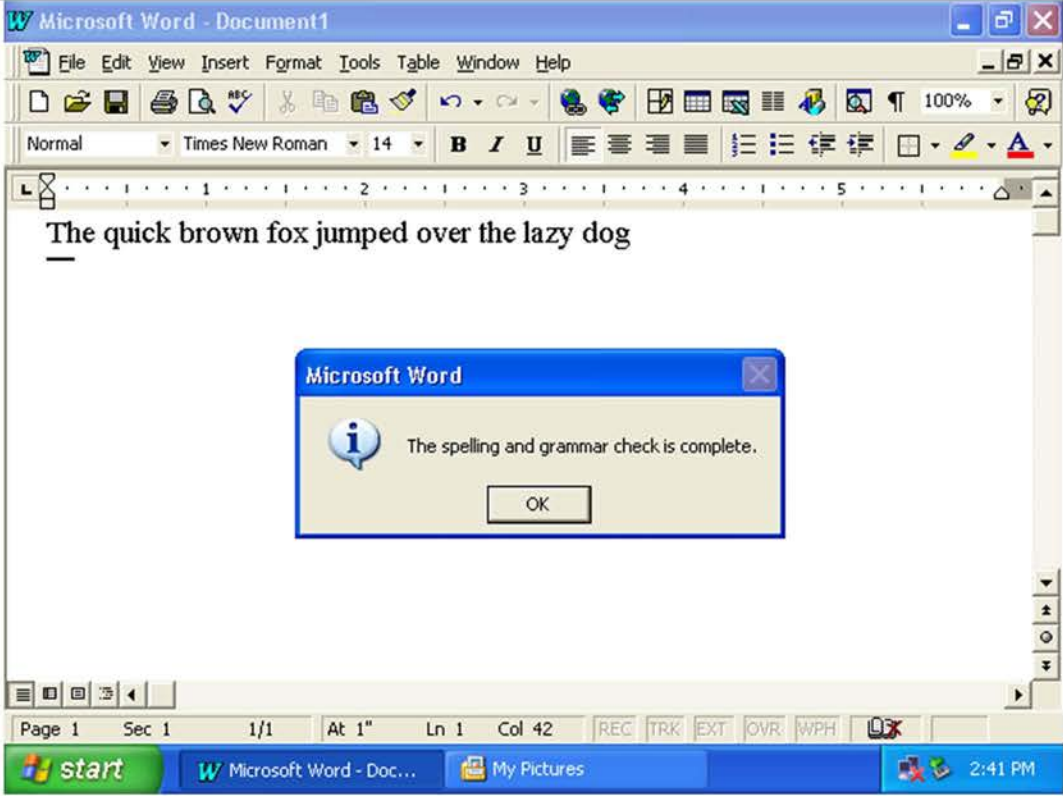
'843 Patent Claims	Disclosure
	 <p>The screenshot shows the Microsoft Word 97 interface. The main window displays the text "The quick brown fox jumped over the lazy dog" on a single line. A dialog box titled "Microsoft Word" is centered on the screen, containing an information icon and the text "The spelling and grammar check is complete." with an "OK" button. The status bar at the bottom indicates "Page 1 Sec 1 1/1 At 1" Ln 1 Col 42". The Windows taskbar at the very bottom shows the "start" button, the active "Microsoft Word - Doc..." window, and the "My Pictures" folder, with the system clock showing "2:41 PM".</p> <p>Word 97.</p> <p>Word 97 further discloses:</p>

Exhibit C-31

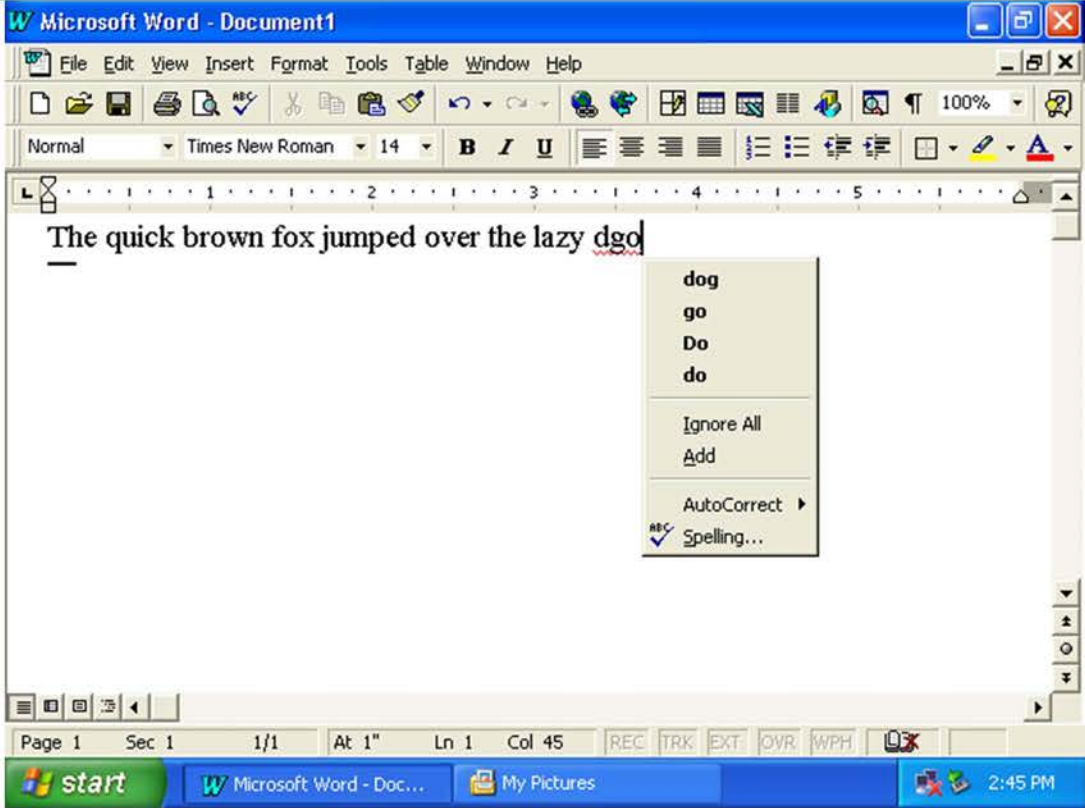
'843 Patent Claims	Disclosure
	 <p>The screenshot shows a Microsoft Word window titled "Microsoft Word - Document1". The menu bar includes File, Edit, View, Insert, Format, Tools, Table, Window, and Help. The toolbar contains various icons for file operations and editing. The ribbon shows the "Normal" style, "Times New Roman" font, and size "14". The text in the document is "The quick brown fox jumped over the lazy dgo". A spelling correction dropdown menu is open over the word "dgo", listing "dog", "go", "Do", and "do". Below these are "Ignore All", "Add", "AutoCorrect", and "Spelling...". The status bar at the bottom shows "Page 1 Sec 1 1/1 At 1" Ln 1 Col 45". The Windows taskbar at the bottom shows the Start button, "Microsoft Word - Doc...", "My Pictures", and the time "2:45 PM".</p> <p>Word 97.</p> <p>Word 97 further discloses:</p>

Exhibit C-31

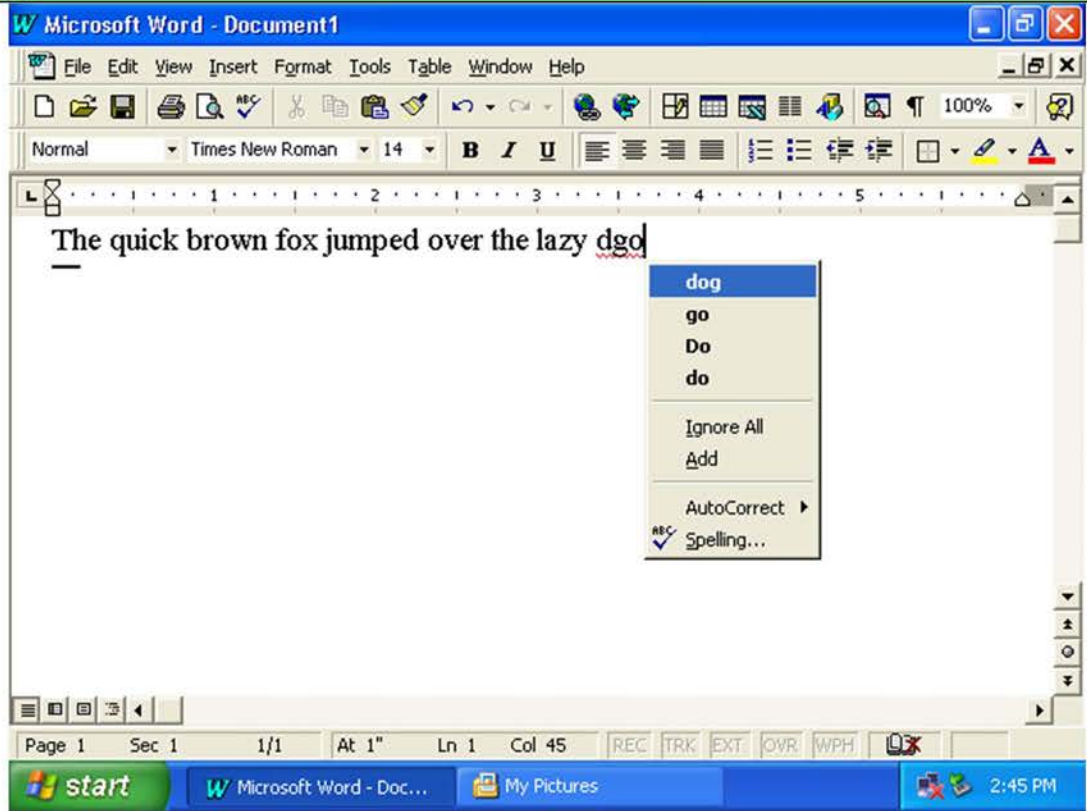
'843 Patent Claims	Disclosure
	 <p>The screenshot shows a Microsoft Word window titled "Microsoft Word - Document1". The menu bar includes File, Edit, View, Insert, Format, Tools, Table, Window, and Help. The ribbon shows the "Normal" style, Times New Roman font, size 14, and bold, italic, and underline options. The text in the document is "The quick brown fox jumped over the lazy dgo". A spelling correction dropdown menu is open over the word "dgo", listing "dog", "go", "Do", and "do". Below these are "Ignore All", "Add", "AutoCorrect", and "Spelling...". The status bar at the bottom shows "Page 1 Sec 1 1/1 At 1" Ln 1 Col 45". The Windows taskbar at the bottom shows the start button, "Microsoft Word - Doc...", "My Pictures", and the time "2:45 PM".</p> <p>Word 97.</p> <p>Word 97 further discloses:</p>

Exhibit C-31

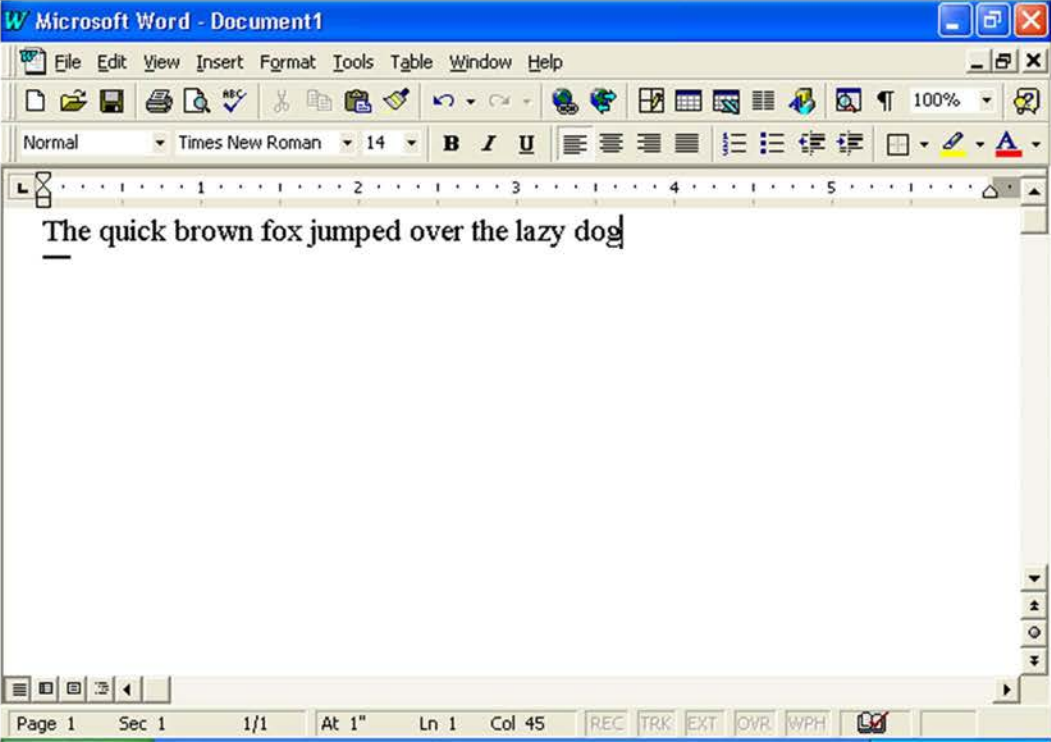
'843 Patent Claims	Disclosure
	 <p>Word 97.</p> <p>Word 97 further discloses:</p>

Exhibit C-31

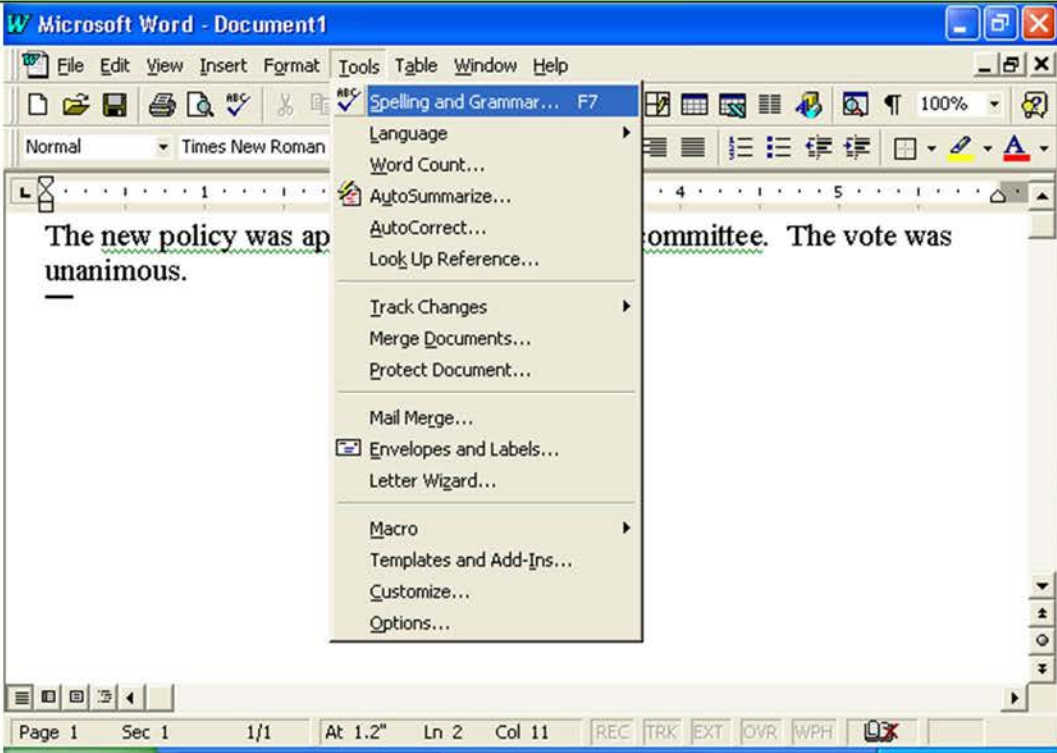
'843 Patent Claims	Disclosure
	 <p>The screenshot shows a Microsoft Word window titled "Microsoft Word - Document1". The "Tools" menu is open, and the "Spelling and Grammar" option is selected. The menu items include: Spelling and Grammar... F7, Language, Word Count..., AutoSummarize..., AutoCorrect..., Look Up Reference..., Track Changes, Merge Documents..., Protect Document..., Mail Merge..., Envelopes and Labels..., Letter Wizard..., Macro, Templates and Add-Ins..., Customize..., and Options... The document text is visible in the background, showing "The new policy was ap unanimous." and "committee. The vote was". The status bar at the bottom indicates "Page 1 Sec 1 1/1 At 1.2" Ln 2 Col 11".</p> <p>Word 97.</p> <p>Word 97 further discloses:</p>

Exhibit C-31


'843 Patent Claims	Disclosure
	 <p>Word 97.</p> <p>Word 97 further discloses:</p>

Exhibit C-31

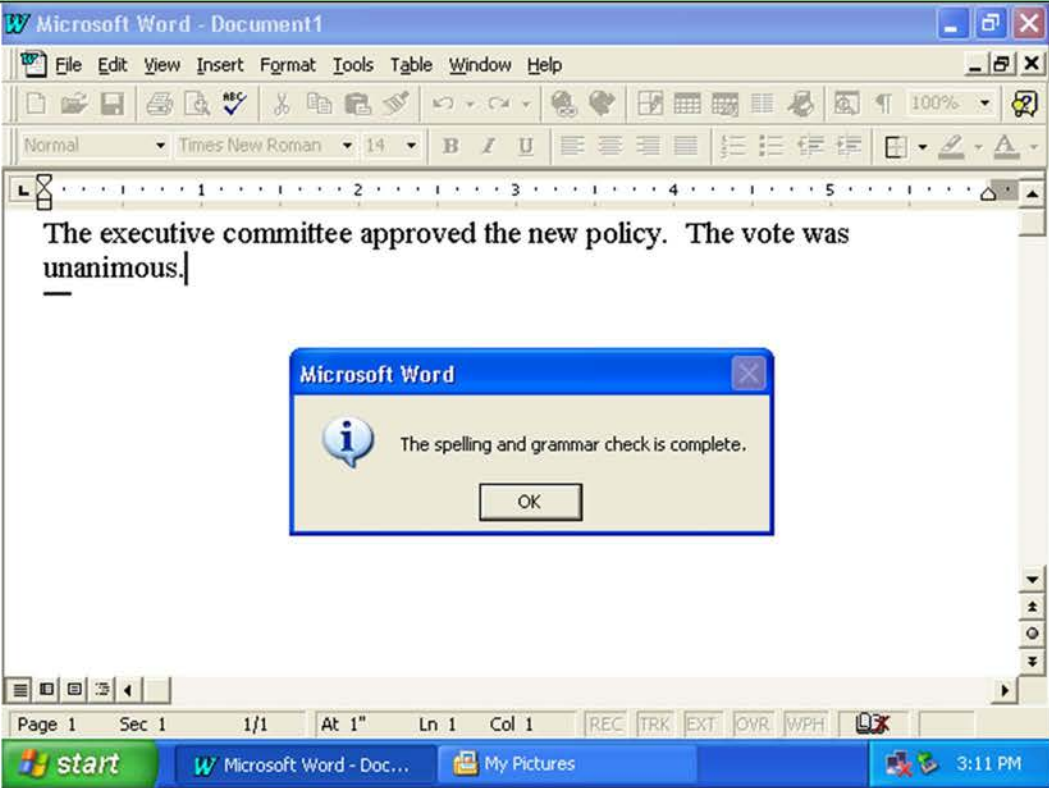
'843 Patent Claims	Disclosure
	 <p data-bbox="674 1049 800 1082">Word 97.</p> <p data-bbox="674 1123 1016 1156">Word 97 further discloses:</p>

Exhibit C-31

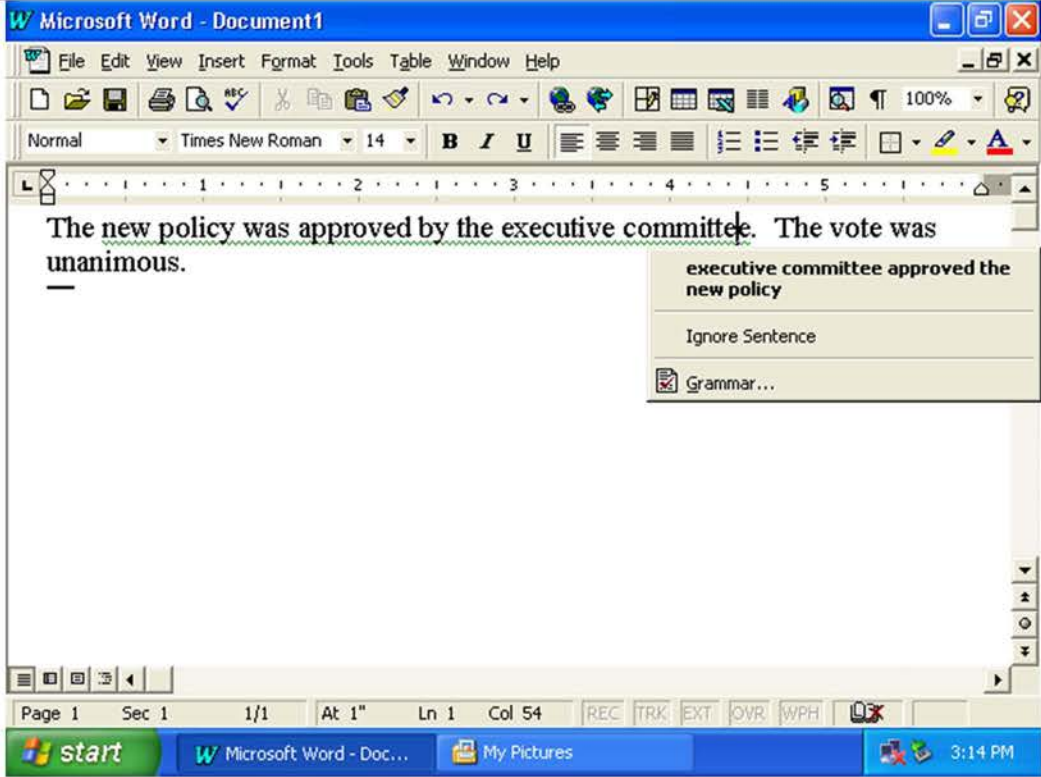
'843 Patent Claims	Disclosure
	 <p>The screenshot shows a Microsoft Word window titled "Microsoft Word - Document1". The menu bar includes File, Edit, View, Insert, Format, Tools, Table, Window, and Help. The ribbon shows the "Normal" style with font settings: Times New Roman, size 14. The text in the document is "The new policy was approved by the executive committee. The vote was unanimous." A red squiggly line is under the word "committee". A grammar check tooltip is displayed over the word, showing the error "executive committee approved the new policy" and options to "Ignore Sentence" or "Grammar...". The status bar at the bottom indicates "Page 1 Sec 1 1/1 At 1" Ln 1 Col 54". The Windows taskbar at the bottom shows the Start button, the Word application, and the My Pictures folder, with the time 3:14 PM.</p> <p>Word 97.</p> <p>Word 97 further discloses:</p>

Exhibit C-31


'843 Patent Claims	Disclosure
	 <p>The screenshot shows a Microsoft Word window titled "Microsoft Word - Document1". The menu bar includes File, Edit, View, Insert, Format, Tools, Table, Window, and Help. The ribbon shows the "Normal" style, Times New Roman font, size 14, and bold, italic, and underline options. The text in the document is "The new policy was approved by the executive committee. The vote was unanimous." A red squiggly line is under the word "committee". A context menu is open over the word "committee", showing the error "executive committee approved the new policy" and options "Ignore Sentence" and "Grammar...". The status bar at the bottom indicates "Page 1 Sec 1 1/1 At 1" Ln 1 Col 54". The Windows taskbar at the bottom shows the Start button, the Word application, and the My Pictures folder, with the time 3:15 PM.</p> <p>Word 97.</p> <p>Word 97 further discloses:</p>

EXHIBIT 30 - Part 2

Exhibit C-31

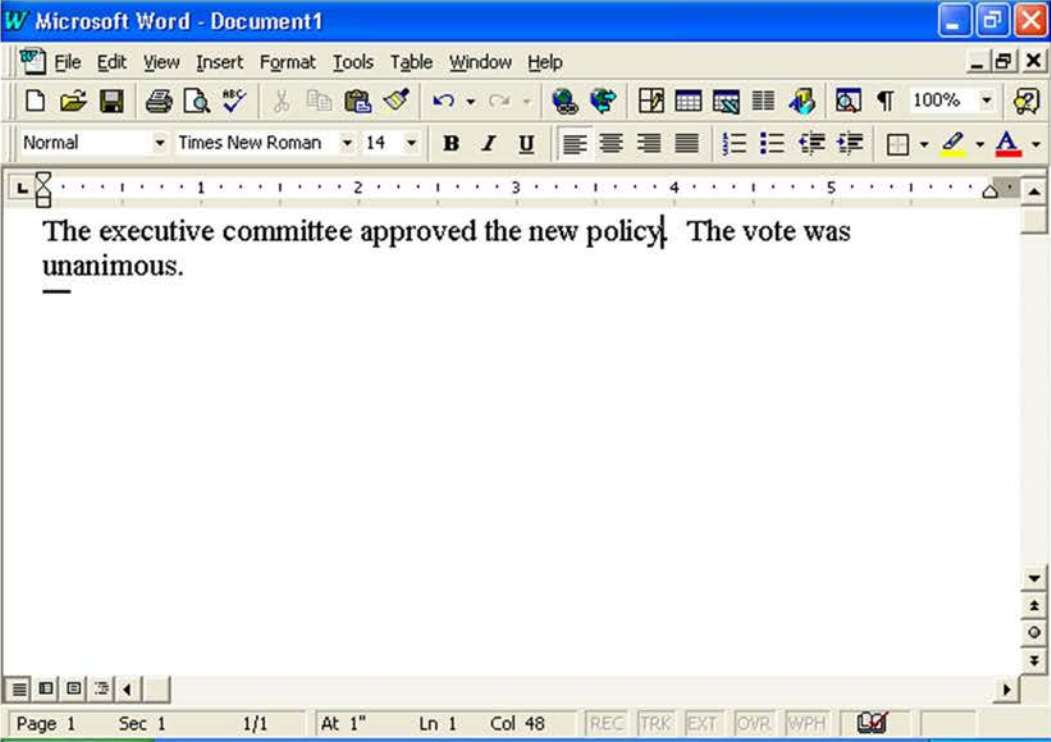
'843 Patent Claims	Disclosure
	 <p>Word 97.</p> <p>Word 97 further discloses:</p>

Exhibit C-31

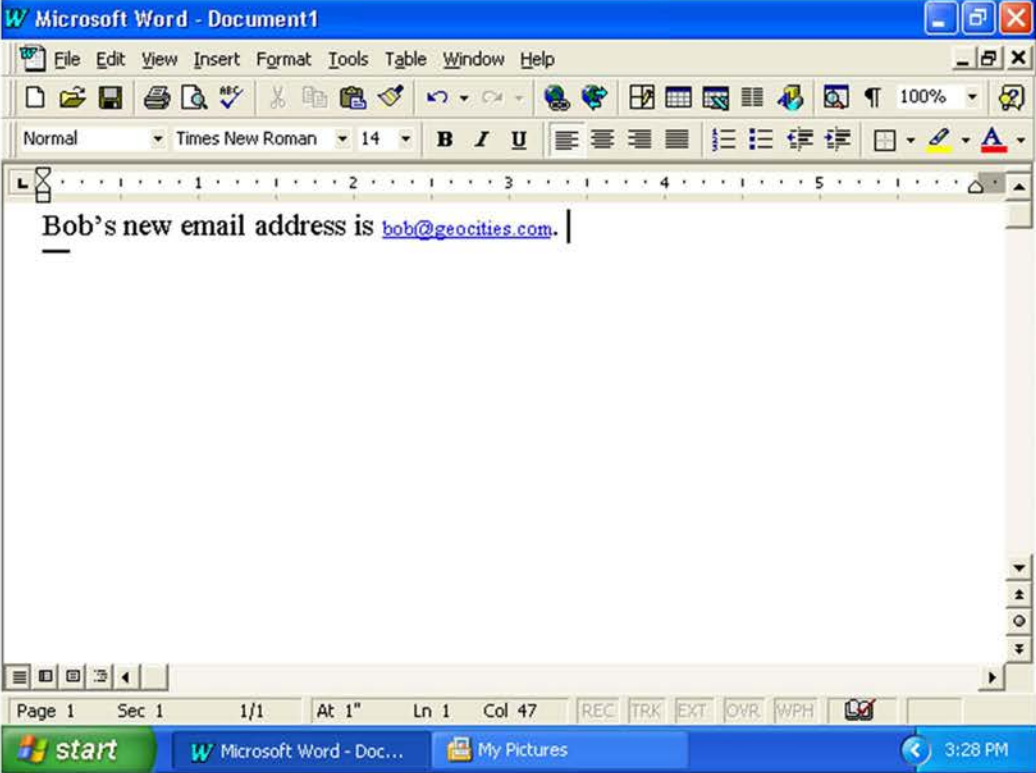
'843 Patent Claims	Disclosure
	 <p data-bbox="674 1075 800 1108">Word 97.</p> <p data-bbox="674 1149 1020 1182">Word 97 further discloses:</p>

Exhibit C-31

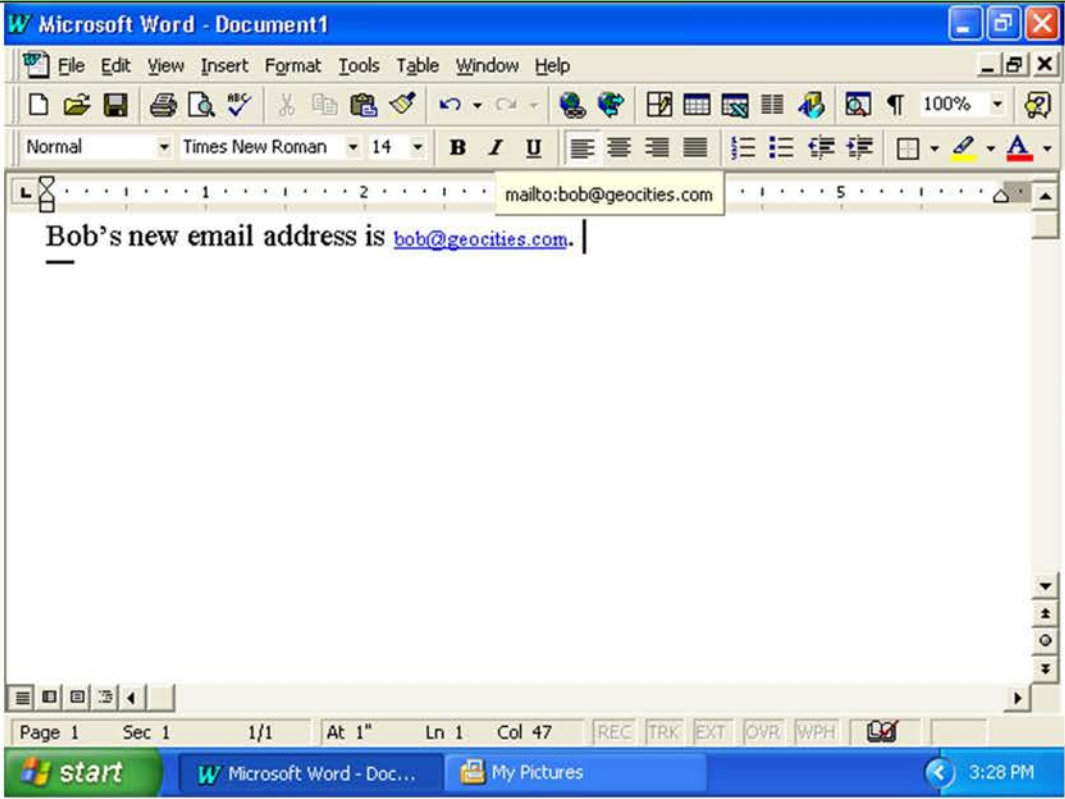
'843 Patent Claims	Disclosure
	 <p data-bbox="674 1096 800 1129">Word 97.</p> <p data-bbox="674 1169 1016 1202">Word 97 further discloses:</p>

Exhibit C-31

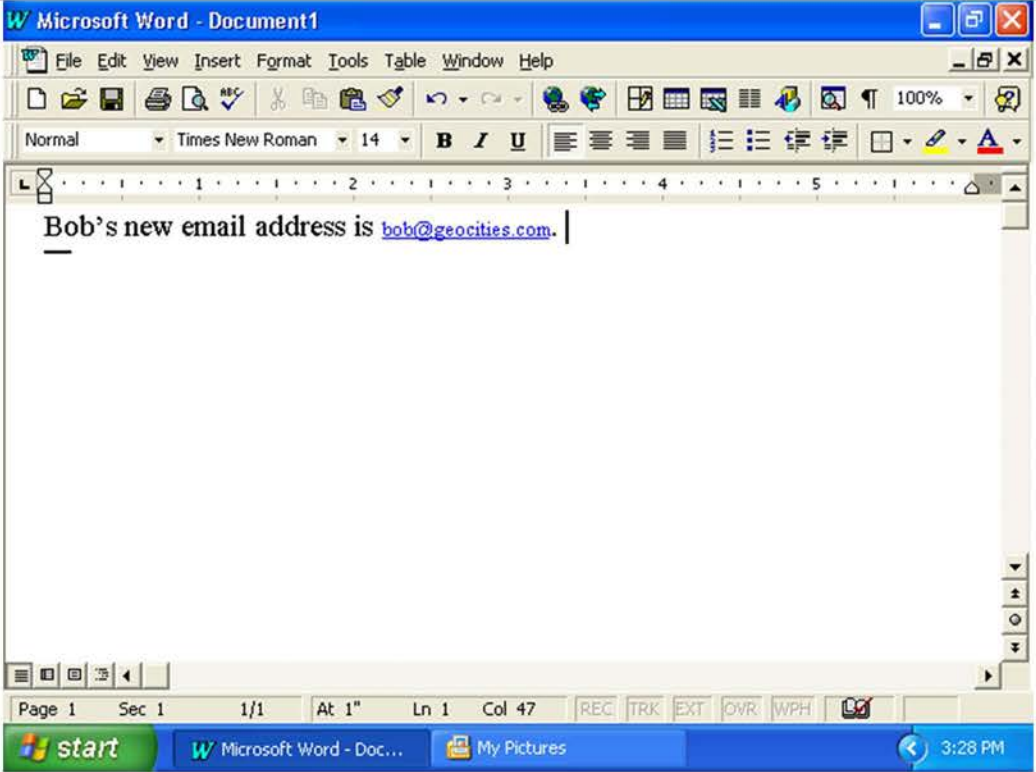
'843 Patent Claims	Disclosure
	 <p data-bbox="674 1032 800 1065">Word 97.</p> <p data-bbox="674 1106 1018 1139">Word 97 further discloses:</p>

Exhibit C-31

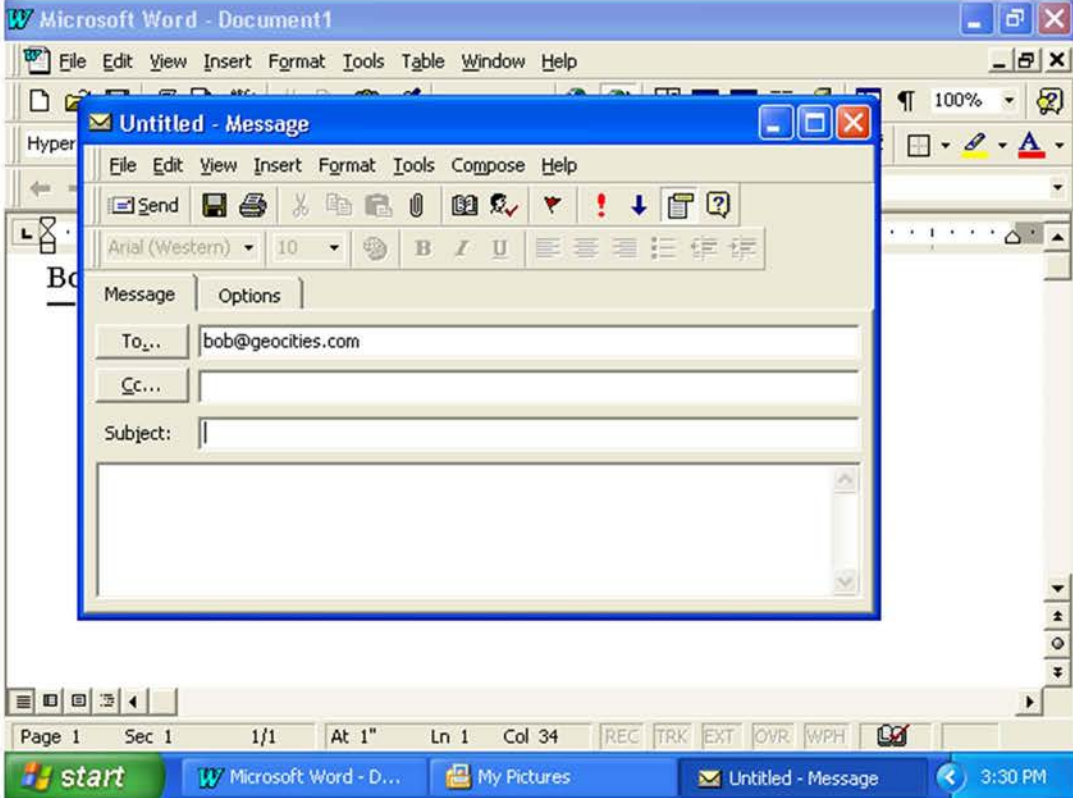
'843 Patent Claims	Disclosure
	 <p>The screenshot shows a Microsoft Word 97 window titled "Microsoft Word - Document1". An "Untitled - Message" window is open in the foreground, displaying an email composition interface. The "To:" field contains the email address "bob@geocities.com". The "Subject:" field is empty. The Word window's status bar at the bottom indicates "Page 1 Sec 1 1/1 At 1" Ln 1 Col 34". The Windows taskbar at the bottom shows the "start" button, the Word application, "My Pictures", and the "Untitled - Message" window, with the system clock showing "3:30 PM".</p> <p>Word 97.</p> <p>Word 97 further discloses:</p>

Exhibit C-31

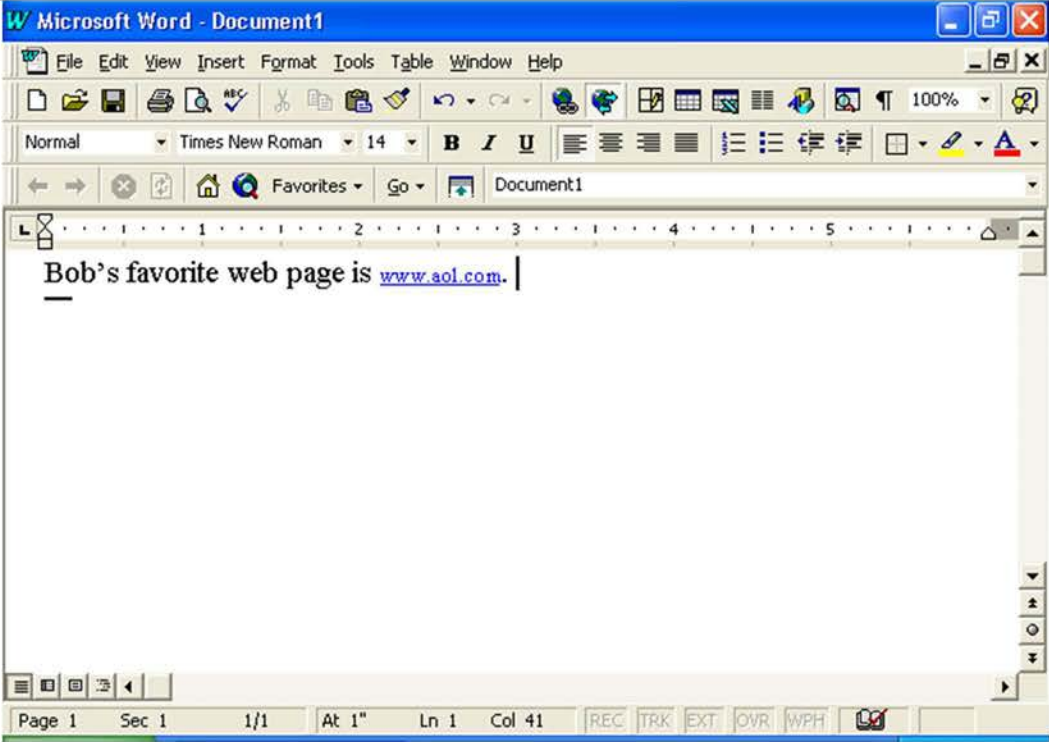
'843 Patent Claims	Disclosure
	 <p data-bbox="674 1004 800 1042">Word 97.</p> <p data-bbox="674 1080 1016 1118">Word 97 further discloses:</p>

Exhibit C-31

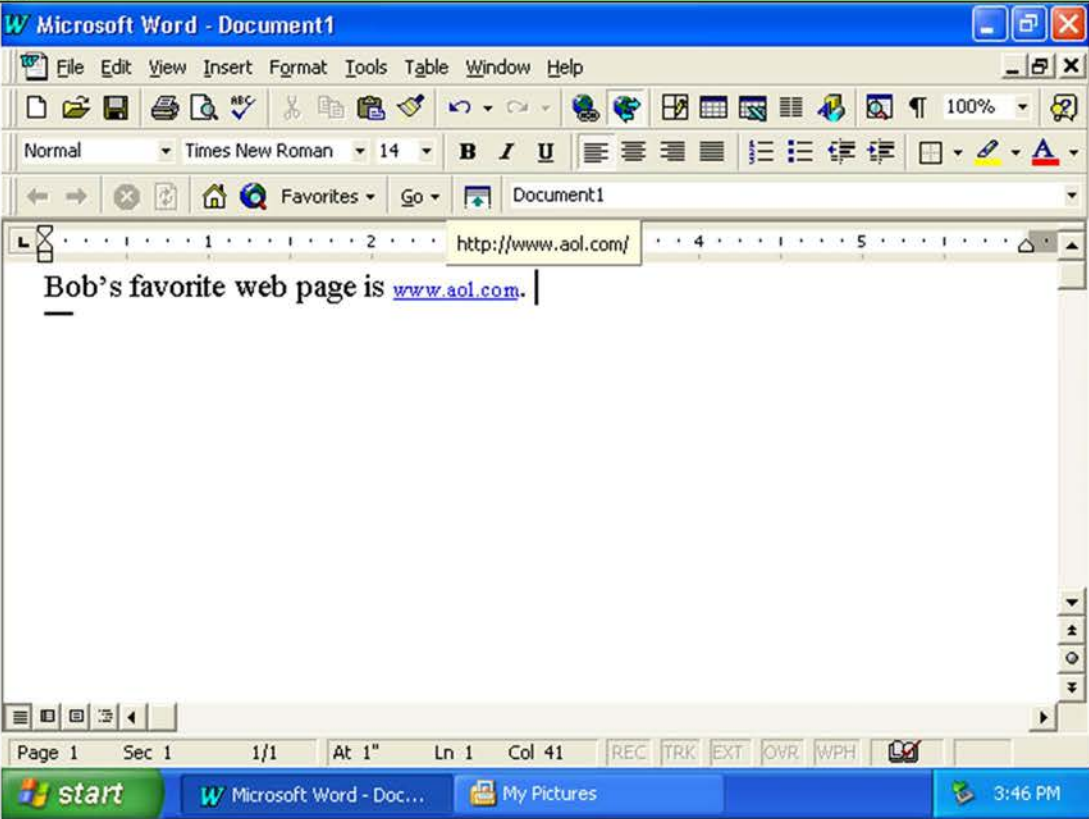
'843 Patent Claims	Disclosure
	 <p data-bbox="676 1078 800 1111">Word 97.</p> <p data-bbox="676 1153 1016 1186">Word 97 further discloses:</p>

Exhibit C-31

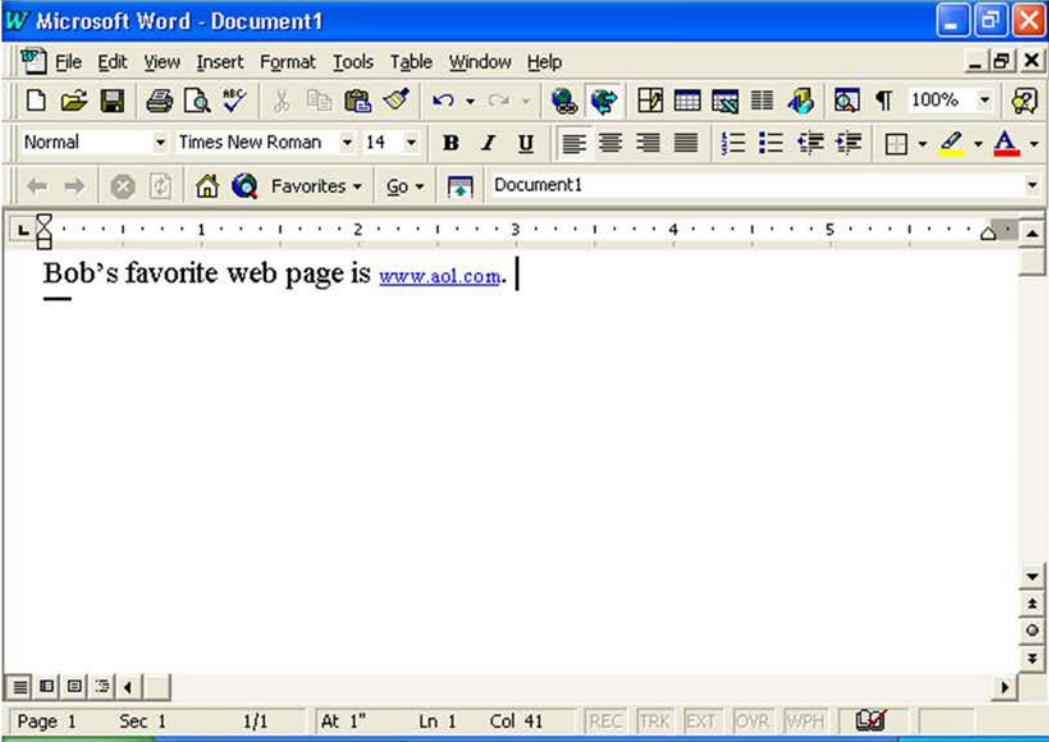
'843 Patent Claims	Disclosure
	 <p data-bbox="674 1045 802 1075">Word 97.</p> <p data-bbox="674 1120 1018 1149">Word 97 further discloses:</p>

Exhibit C-31

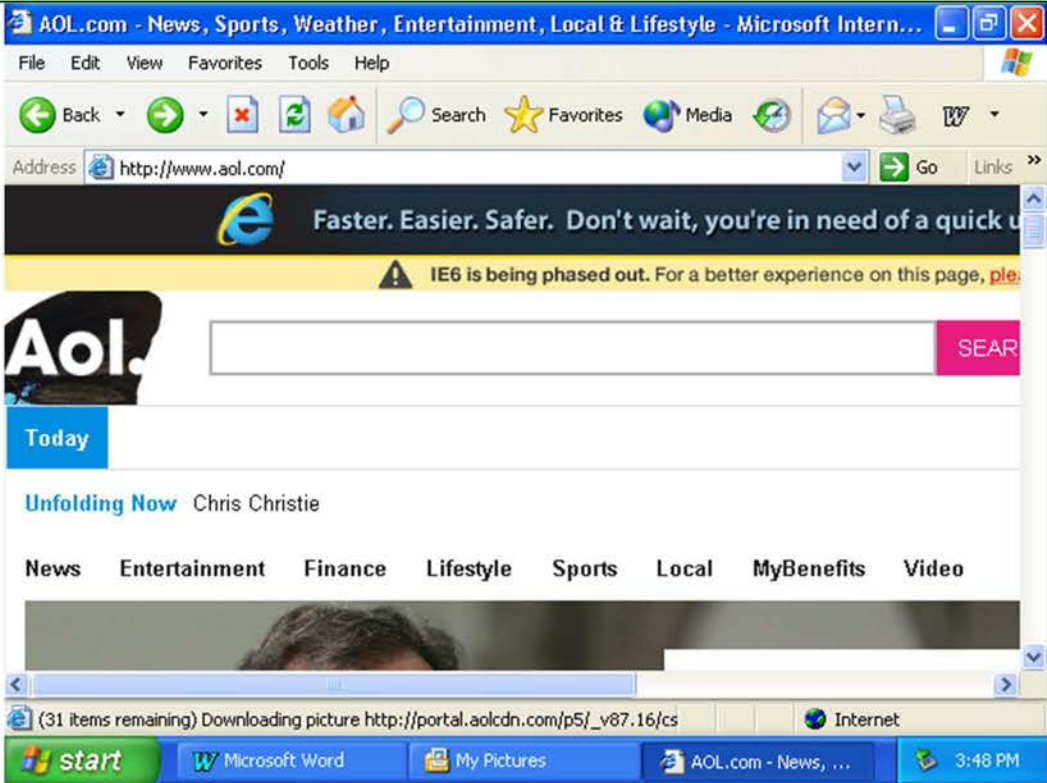
'843 Patent Claims	Disclosure
	 <p>Word 97.</p>
Claim 18	
<p>A method according to claim 1, wherein performing the action includes causing insertion of at least part of the second information into the document.</p>	<p>Word 97 discloses this element.</p> <p>For example, the following screenshots highlight aspects of Word 97 functionality that discloses wherein performing the action includes causing insertion of at least part of the second information into the document. Specifically, Word 97 discloses:</p>

Exhibit C-31


'843 Patent Claims	Disclosure
	 <p>The screenshot shows the Microsoft Word 97 interface. The title bar reads "Microsoft Word - Document1". The menu bar includes File, Edit, View, Insert, Format, Tools, Table, Window, and Help. The "Tools" menu is open, displaying the "Spelling and Grammar..." option (F7) as the active selection. Other visible options in the Tools menu include Language, Word Count..., AutoSummarize..., AutoCorrect..., Look Up Reference..., Track Changes, Merge Documents..., Protect Document..., Mail Merge..., Envelopes and Labels..., Letter Wizard..., Macro, Templates and Add-Ins..., Customize..., and Options... The document text area shows "The quick brown fox ju" with a red squiggly line under the word "ju". The status bar at the bottom indicates "Page 1 Sec 1 1/1 At 1" Ln 1 Col 47" and includes icons for REC, TRK, EXT, OVR, WPH, and a red X icon.</p> <p>Word 97.</p> <p>Word 97 further discloses:</p>

Exhibit C-31

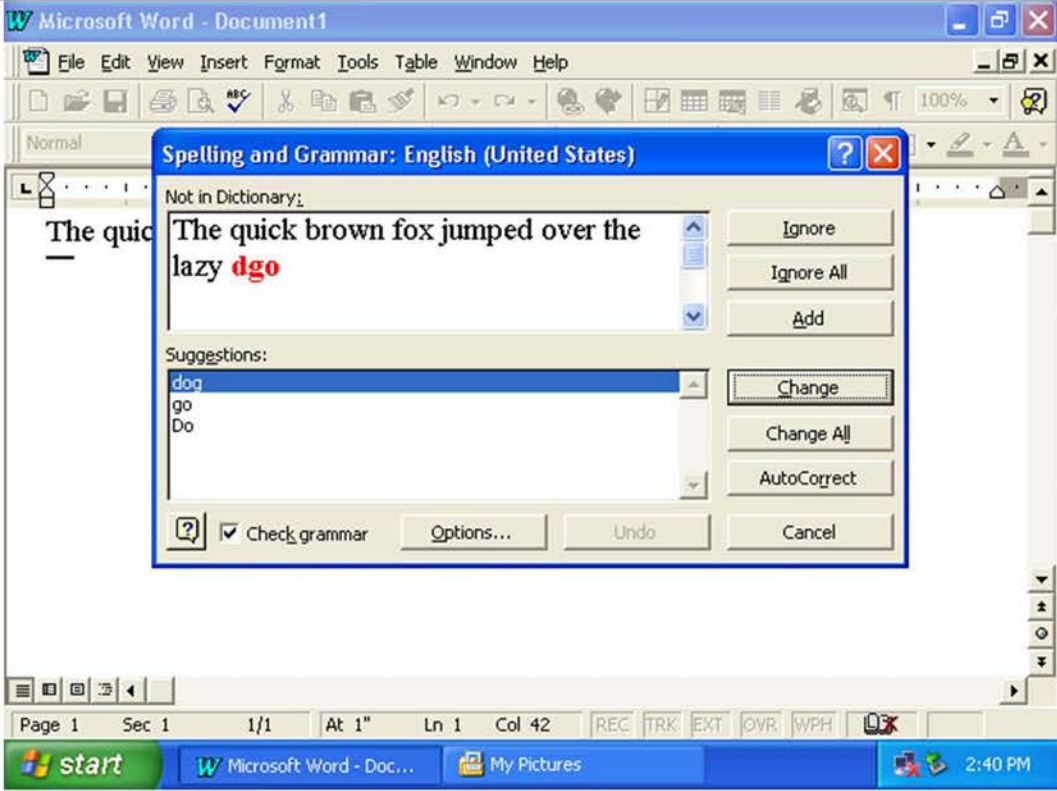
'843 Patent Claims	Disclosure
	 <p>The screenshot shows a Microsoft Word window titled "Microsoft Word - Document1". The menu bar includes File, Edit, View, Insert, Format, Tools, Table, Window, and Help. The ribbon shows the "Normal" style. A "Spelling and Grammar: English (United States)" dialog box is open, displaying the text "The quick brown fox jumped over the lazy dgo". The word "dgo" is highlighted in red. The "Not in Dictionary:" section lists "dgo". The "Suggestions:" section lists "dog", "go", and "Do". The "dog" suggestion is selected. Buttons for "Ignore", "Ignore All", "Add", "Change", "Change All", "AutoCorrect", "Check grammar", "Options...", "Undo", and "Cancel" are visible. The status bar at the bottom shows "Page 1", "Sec 1", "1/1", "At 1\"", "Ln 1", "Col 42", and "2:40 PM".</p> <p>Word 97.</p> <p>Word 97 further discloses:</p>

Exhibit C-31


'843 Patent Claims	Disclosure
	 <p>The screenshot shows the Microsoft Word 97 interface. The main window displays the text "The quick brown fox jumped over the lazy dog" on a single line. A dialog box titled "Microsoft Word" is centered on the screen, containing an information icon and the text "The spelling and grammar check is complete." with an "OK" button. The status bar at the bottom indicates "Page 1 Sec 1 1/1 At 1" Ln 1 Col 42". The Windows taskbar at the bottom shows the Start button, the Microsoft Word application, and the My Pictures folder, with the system clock showing 2:41 PM.</p> <p>Word 97.</p> <p>Word 97 further discloses:</p>

Exhibit C-31

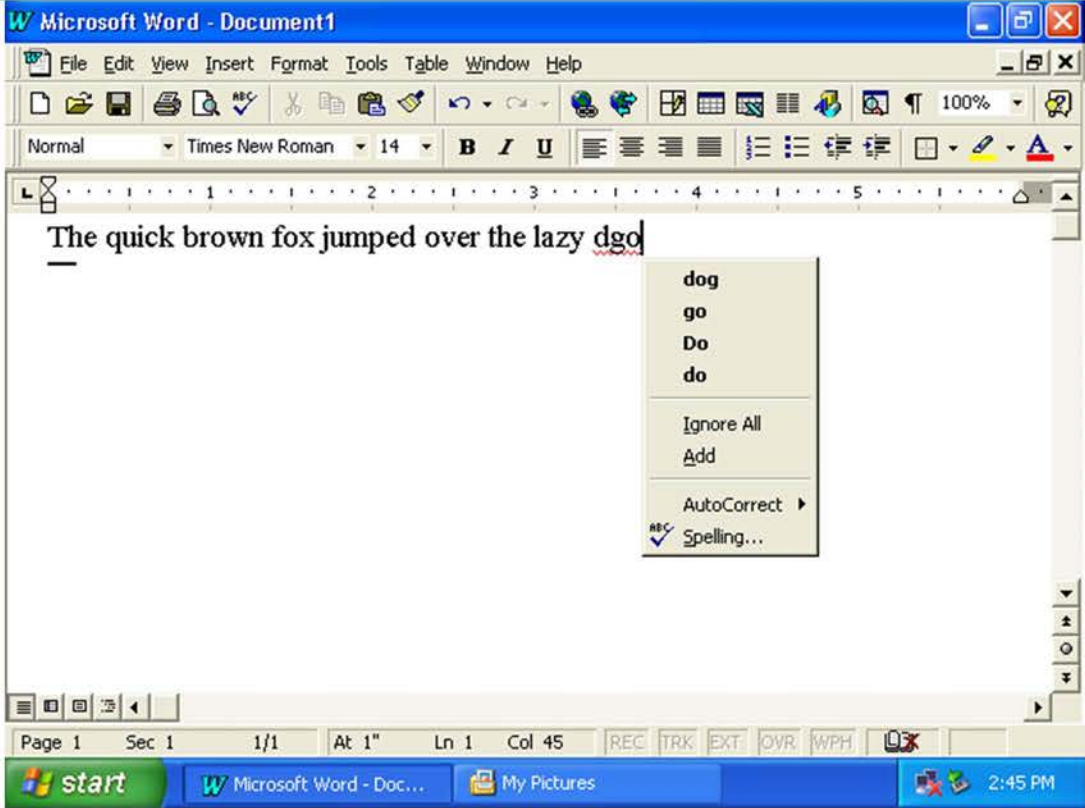
'843 Patent Claims	Disclosure
	 <p>The screenshot shows a Microsoft Word window titled "Microsoft Word - Document1". The menu bar includes File, Edit, View, Insert, Format, Tools, Table, Window, and Help. The toolbar contains various icons for file operations and editing. The status bar at the bottom indicates "Page 1 Sec 1 1/1 At 1" Ln 1 Col 45". The taskbar at the bottom shows the Start button, the Word application, and the My Pictures folder, with the system clock set to 2:45 PM.</p> <p>The main document area displays the text "The quick brown fox jumped over the lazy dgo". A spelling correction dropdown menu is open over the word "dgo", listing the following options: "dog", "go", "Do", "do", "Ignore All", "Add", "AutoCorrect", and "Spelling...".</p> <p>Word 97.</p> <p>Word 97 further discloses:</p>

Exhibit C-31

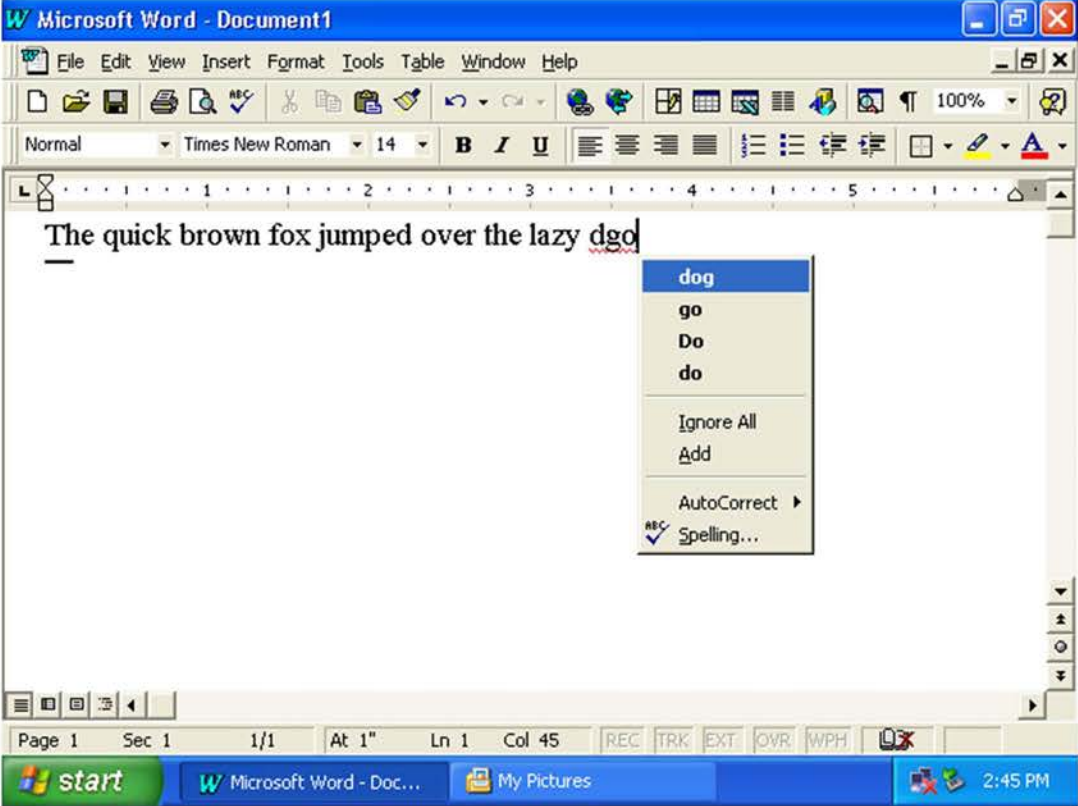
'843 Patent Claims	Disclosure
	 <p>The screenshot shows a Microsoft Word window titled "Microsoft Word - Document1". The menu bar includes File, Edit, View, Insert, Format, Tools, Table, Window, and Help. The ribbon shows the "Normal" style, Times New Roman font, size 14, and bold, italic, and underline options. The text "The quick brown fox jumped over the lazy dgo" is displayed, with "dgo" underlined. A spelling correction dropdown menu is open over "dgo", listing "dog", "go", "Do", and "do". Below these are "Ignore All", "Add", "AutoCorrect", and "Spelling...". The status bar at the bottom shows "Page 1 Sec 1 1/1 At 1" Ln 1 Col 45". The Windows taskbar at the bottom shows the Start button, Microsoft Word, My Pictures, and the time 2:45 PM.</p> <p>Word 97.</p> <p>Word 97 further discloses:</p>

Exhibit C-31

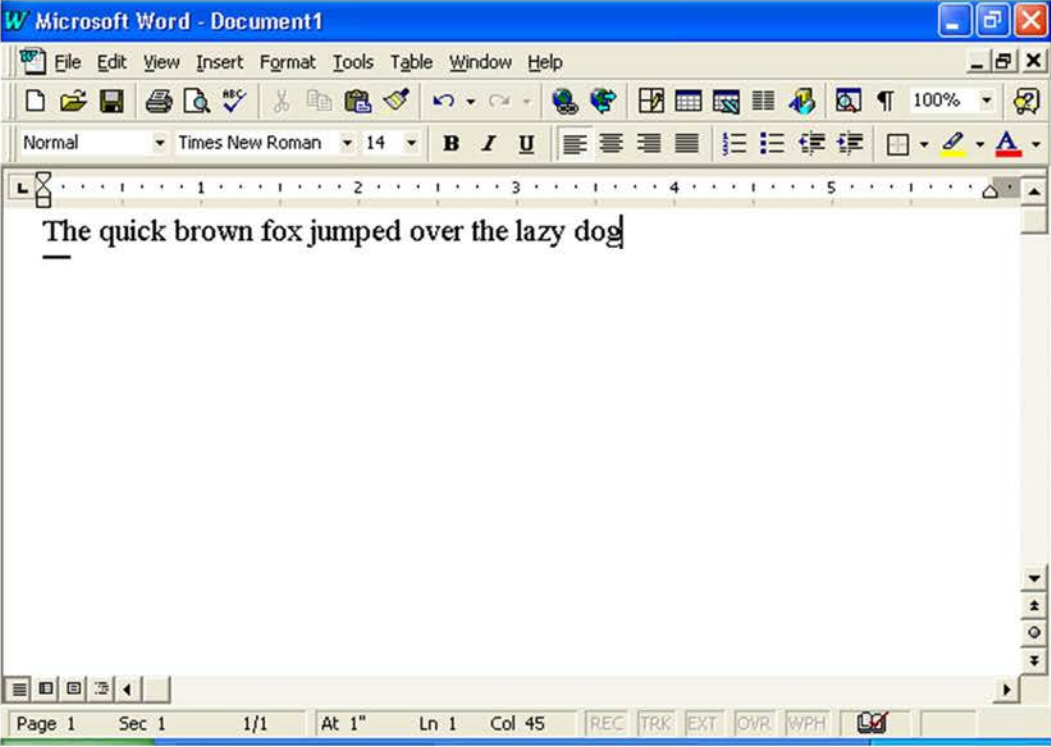
'843 Patent Claims	Disclosure
	 <p>Word 97.</p> <p>Word 97 further discloses:</p>

Exhibit C-31

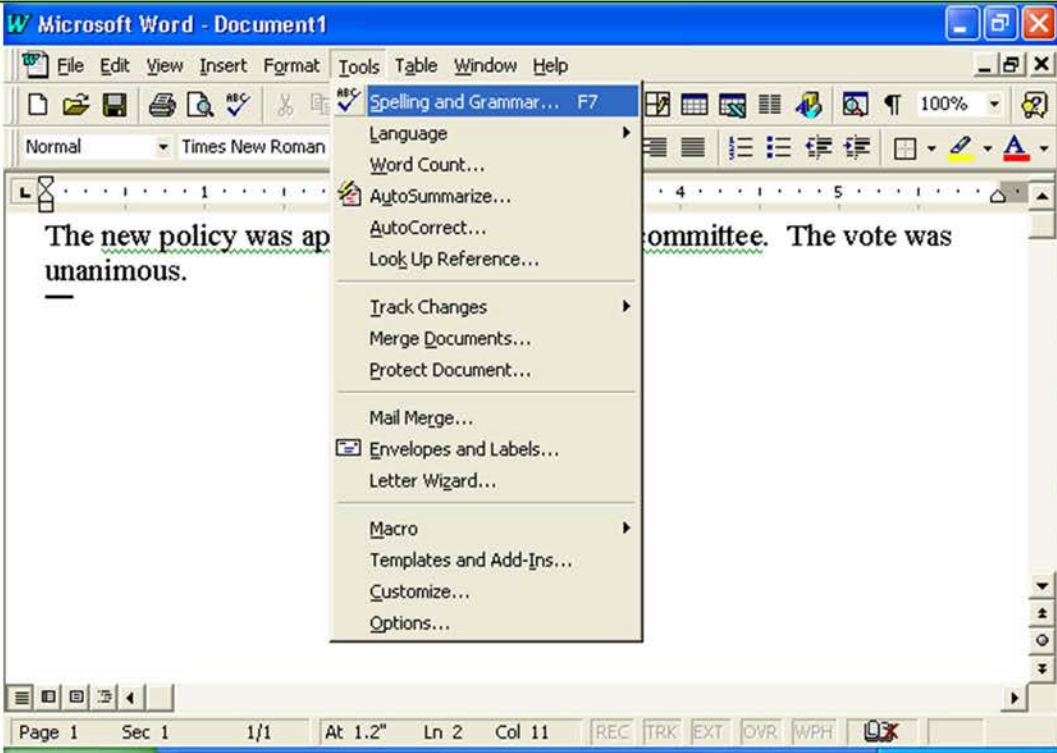
'843 Patent Claims	Disclosure
	 <p>Word 97.</p> <p>Word 97 further discloses:</p>

Exhibit C-31


'843 Patent Claims	Disclosure
	 <p>Word 97.</p> <p>Word 97 further discloses:</p>

Exhibit C-31

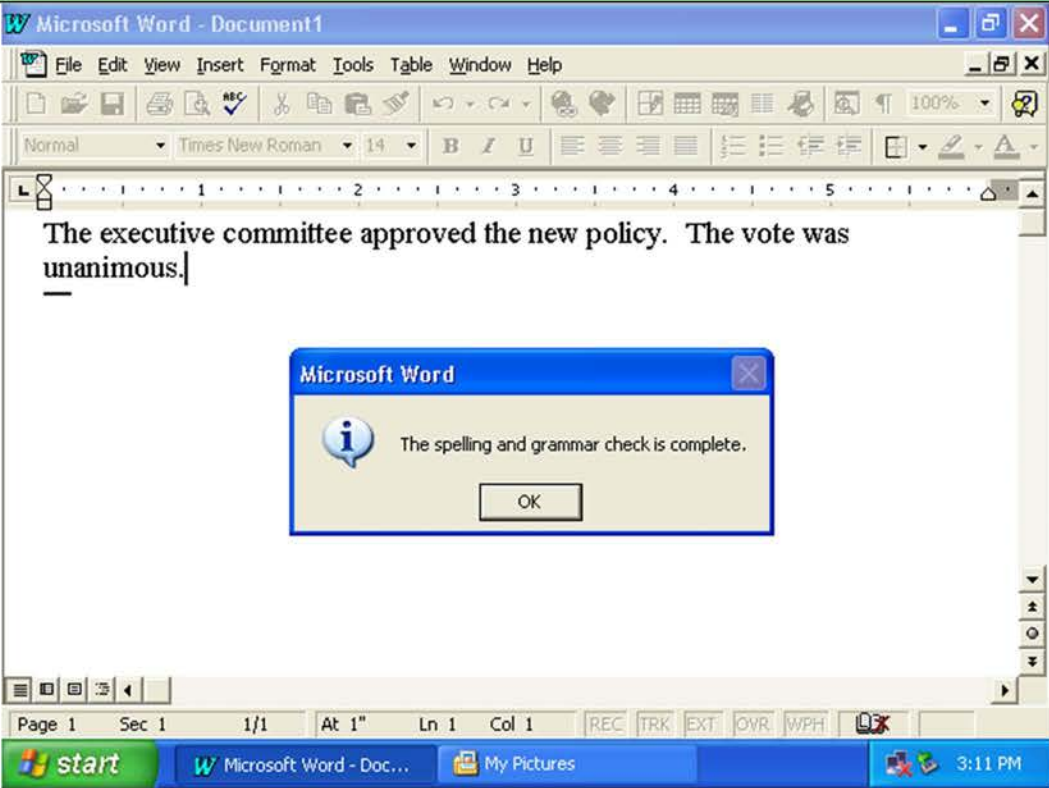
'843 Patent Claims	Disclosure
	 <p>Word 97.</p> <p>Word 97 further discloses:</p>

Exhibit C-31

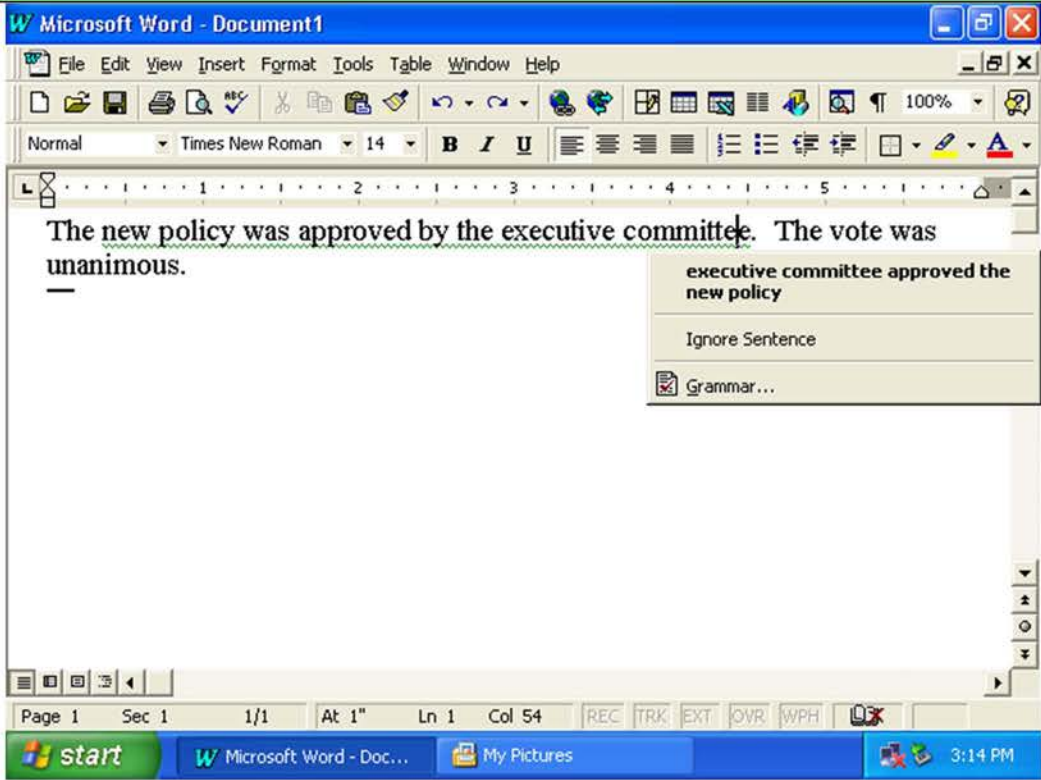
'843 Patent Claims	Disclosure
	 <p>The screenshot shows a Microsoft Word window titled "Microsoft Word - Document1". The menu bar includes File, Edit, View, Insert, Format, Tools, Table, Window, and Help. The ribbon shows the "Normal" style with "Times New Roman" font and size "14". The text in the document is "The new policy was approved by the executive committee. The vote was unanimous." A grammar check tooltip is visible over the period at the end of the first sentence, displaying the error "executive committee approved the new policy" and options to "Ignore Sentence" or "Grammar...". The status bar at the bottom indicates "Page 1 Sec 1 1/1 At 1" Ln 1 Col 54". The Windows taskbar at the bottom shows the Start button, the Word application, "My Pictures", and the time "3:14 PM".</p> <p>Word 97.</p> <p>Word 97 further discloses:</p>

Exhibit C-31

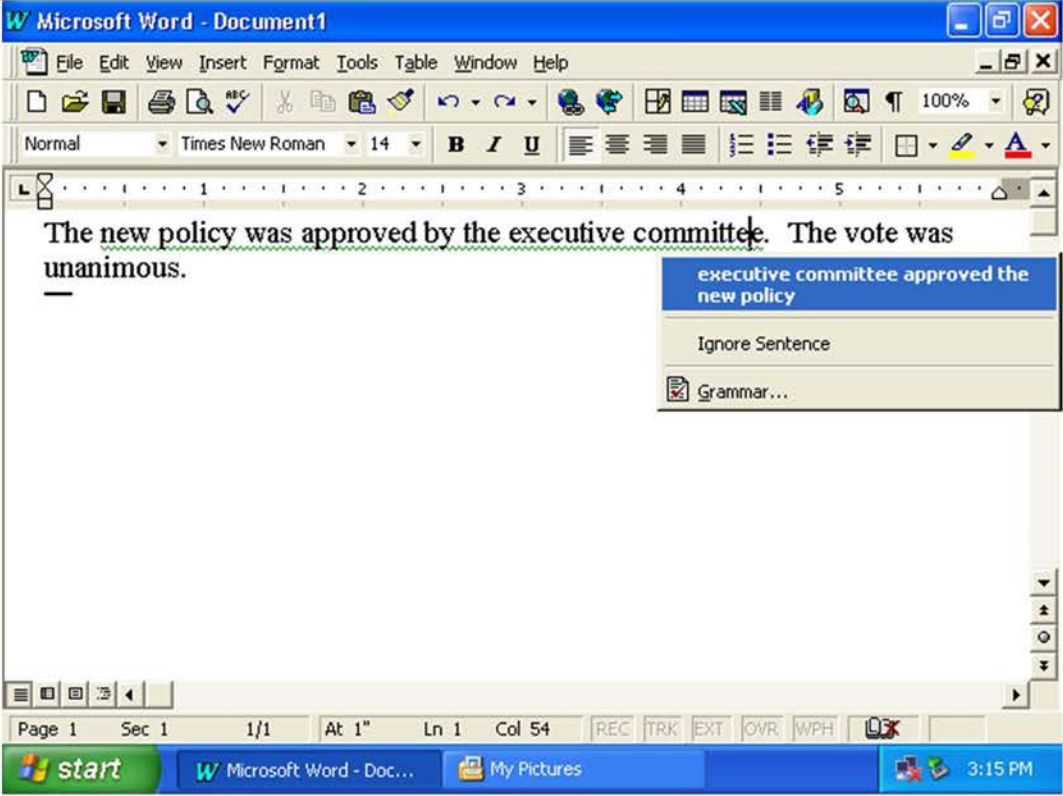
'843 Patent Claims	Disclosure
	 <p>The screenshot shows a Microsoft Word window titled "Microsoft Word - Document1". The menu bar includes File, Edit, View, Insert, Format, Tools, Table, Window, and Help. The ribbon shows the "Normal" style, Times New Roman font, size 14, and bold, italic, and underline options. The text in the document is "The new policy was approved by the executive committee. The vote was unanimous." A red squiggly line is under the word "committee". A context menu is open over the word "committee", showing the error "executive committee approved the new policy" and options "Ignore Sentence" and "Grammar...". The status bar at the bottom indicates "Page 1 Sec 1 1/1 At 1" Ln 1 Col 54". The Windows taskbar at the bottom shows the Start button, the Word application, and the My Pictures folder, with the time 3:15 PM.</p> <p>Word 97.</p> <p>Word 97 further discloses:</p>

Exhibit C-31

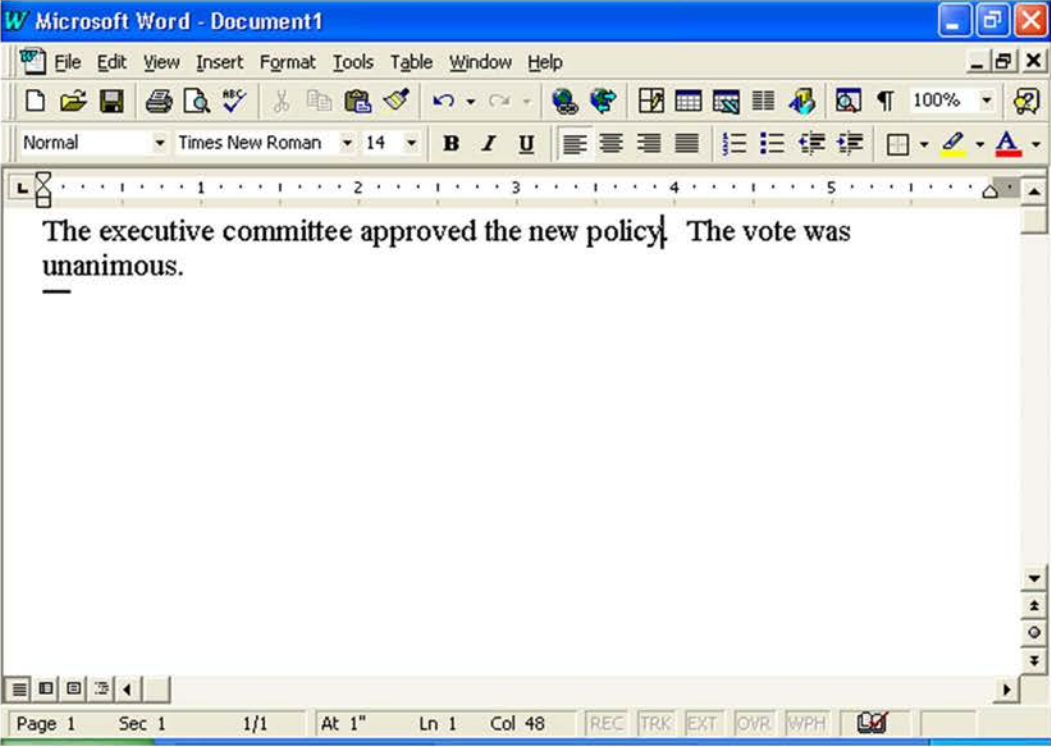
'843 Patent Claims	Disclosure
	 <p>Word 97.</p>
<p>Claim 19</p>	
<p>A method according to claim 1, wherein performing the action includes causing insertion of at least part of the second information into the document by the first computer program.</p>	<p>Word 97 discloses this element.</p> <p>For example, the following screenshots highlight aspects of Word 97 functionality that discloses wherein performing the action includes causing insertion of at least part of the second information into the document by the first computer program. Specifically, Word 97 discloses:</p>

Exhibit C-31

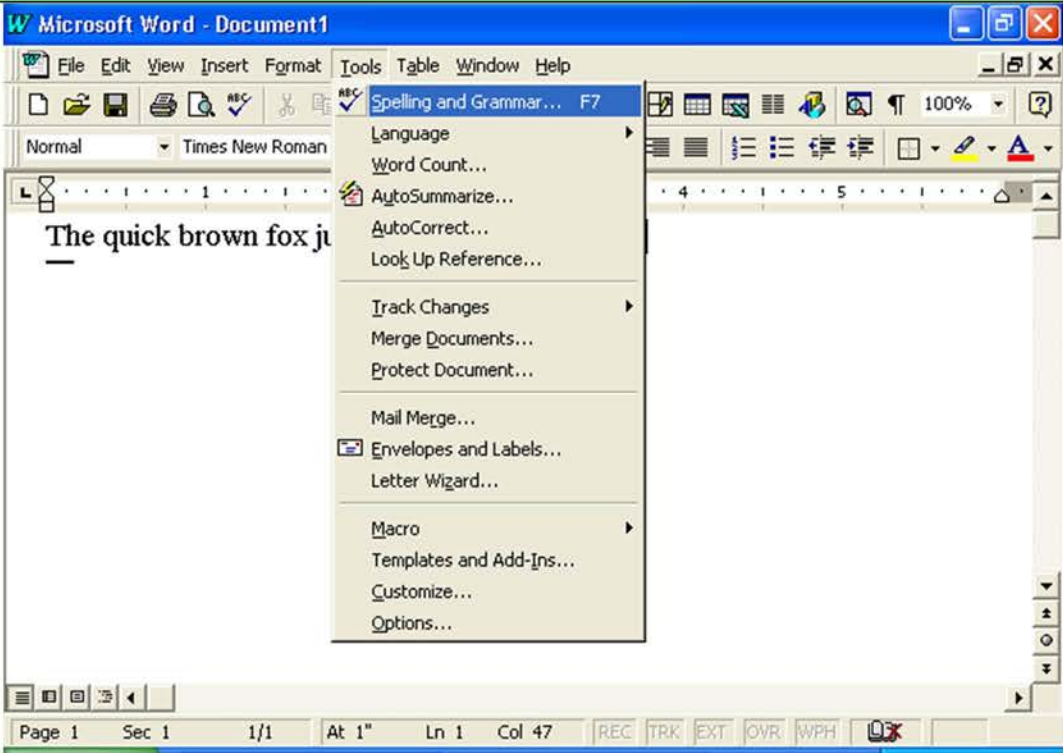
'843 Patent Claims	Disclosure
	 <p>The screenshot shows the Microsoft Word 97 interface. The title bar reads "Microsoft Word - Document1". The menu bar includes File, Edit, View, Insert, Format, Tools, Table, Window, and Help. The "Tools" menu is open, displaying the "Spelling and Grammar..." option, which is highlighted in blue. Other visible options in the Tools menu include Language, Word Count..., AutoSummarize..., AutoCorrect..., Look Up Reference..., Track Changes, Merge Documents..., Protect Document..., Mail Merge..., Envelopes and Labels..., Letter Wizard..., Macro, Templates and Add-Ins..., Customize..., and Options... The main document area contains the text "The quick brown fox ju" with a red squiggly line under the word "ju". The status bar at the bottom indicates "Page 1", "Sec 1", "1/1", "At 1\"", "Ln 1", "Col 47", and various view modes (REC, TRK, EXT, OVR, WPH).</p> <p>Word 97.</p> <p>Word 97 further discloses:</p>

Exhibit C-31

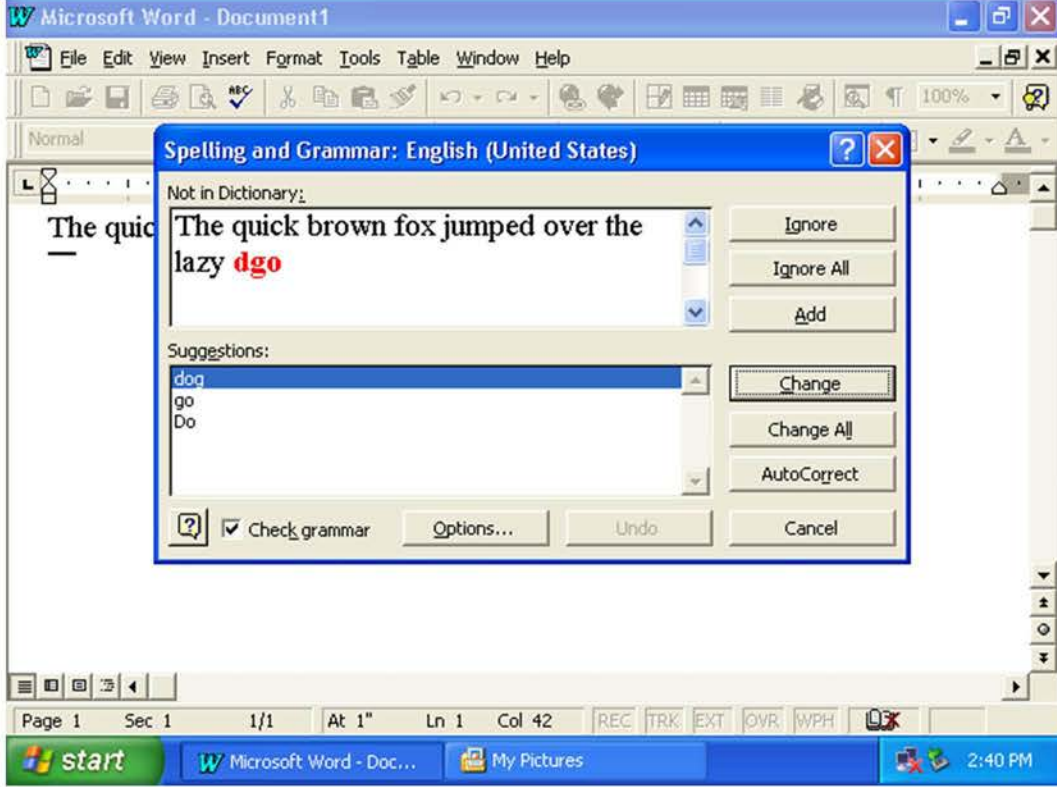
'843 Patent Claims	Disclosure
	 <p>The screenshot shows a Microsoft Word window titled "Microsoft Word - Document1". The menu bar includes File, Edit, View, Insert, Format, Tools, Table, Window, and Help. The ribbon shows the "Normal" style. A "Spelling and Grammar: English (United States)" dialog box is open, displaying the text "The quick brown fox jumped over the lazy dgo". The word "dgo" is highlighted in red. The "Not in Dictionary:" section lists "dgo". The "Suggestions:" section lists "dog", "go", and "Do". The "dog" suggestion is selected. Buttons for "Ignore", "Ignore All", "Add", "Change", "Change All", "AutoCorrect", "Check grammar", "Options...", "Undo", and "Cancel" are visible. The status bar at the bottom shows "Page 1 Sec 1 1/1 At 1" Ln 1 Col 42" and the Windows taskbar with the "start" button and open applications "Microsoft Word - Doc..." and "My Pictures".</p> <p>Word 97.</p> <p>Word 97 further discloses:</p>

Exhibit C-31

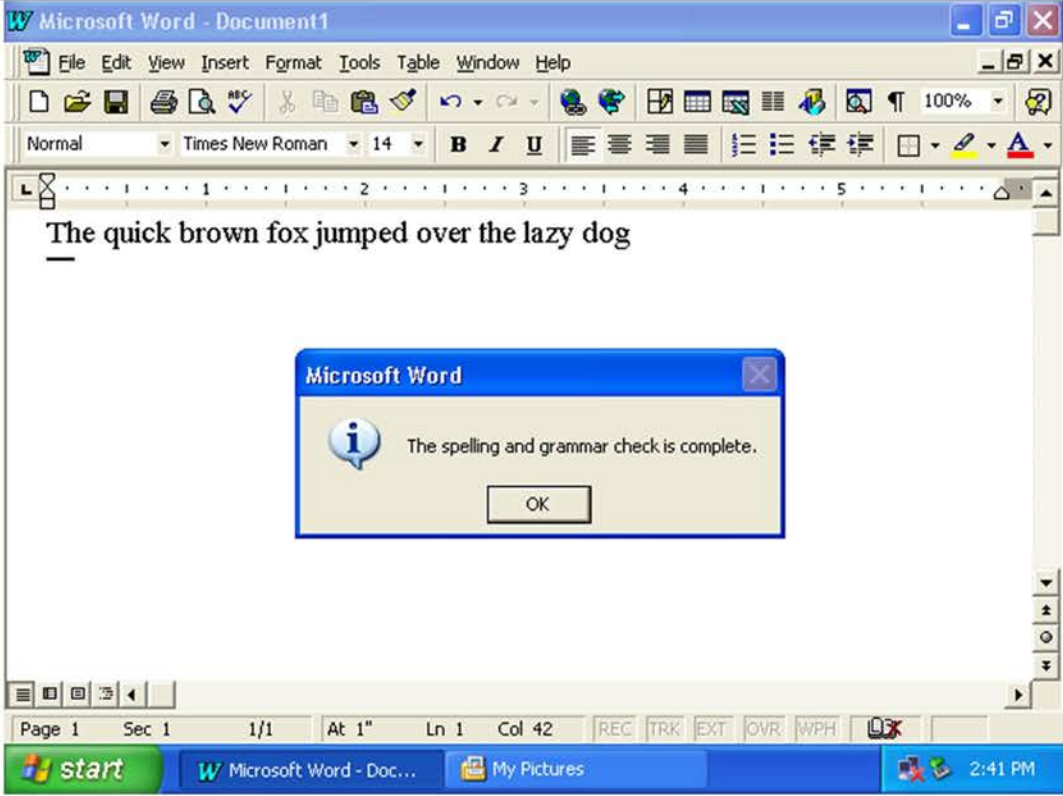
'843 Patent Claims	Disclosure
	 <p>The screenshot shows the Microsoft Word 97 interface. The main window displays the text "The quick brown fox jumped over the lazy dog" on a single line. A dialog box titled "Microsoft Word" is centered on the screen, containing an information icon and the text "The spelling and grammar check is complete." with an "OK" button. The status bar at the bottom indicates "Page 1 Sec 1 1/1 At 1" Ln 1 Col 42". The Windows taskbar at the bottom shows the "start" button, the Microsoft Word application, and the system clock at 2:41 PM.</p> <p>Word 97.</p> <p>Word 97 further discloses:</p>

Exhibit C-31

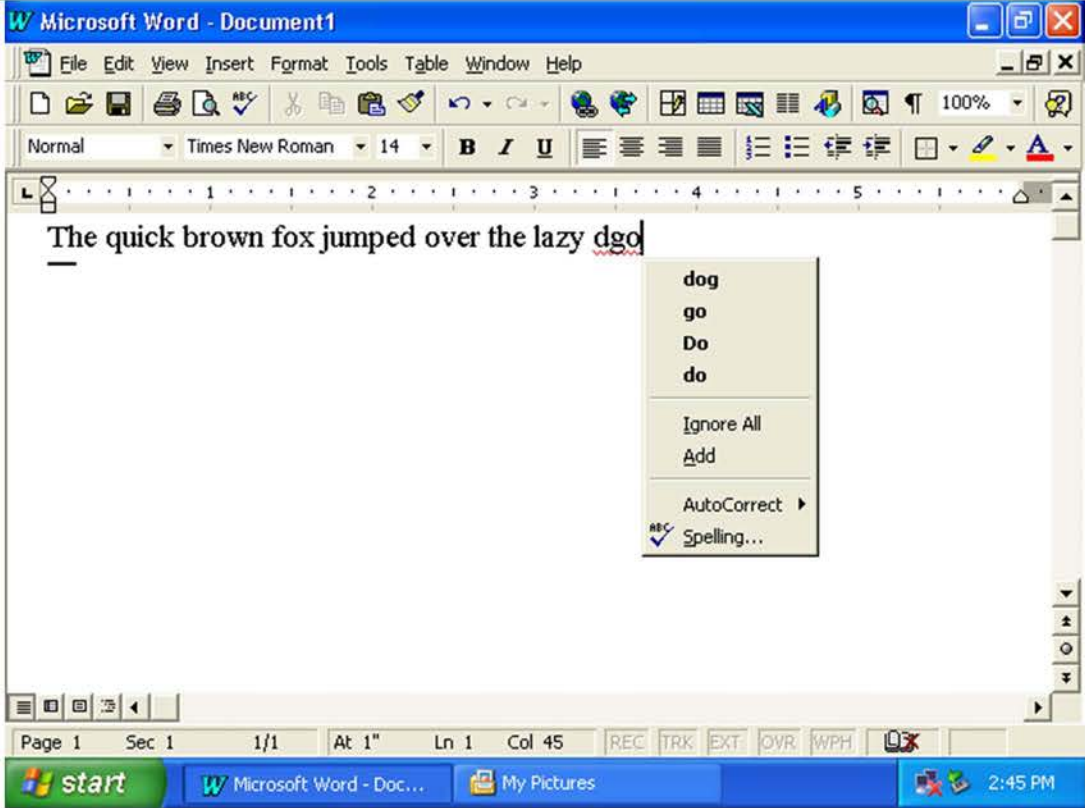
'843 Patent Claims	Disclosure
	 <p>The screenshot shows a Microsoft Word window titled "Microsoft Word - Document1". The menu bar includes File, Edit, View, Insert, Format, Tools, Table, Window, and Help. The ribbon shows the "Normal" style, Times New Roman font, size 14, and bold, italic, and underline options. The text "The quick brown fox jumped over the lazy dgo" is displayed, with a red squiggly line under "dgo". A spelling correction dropdown menu is open, showing suggestions: "dog", "go", "Do", and "do". Below these are options: "Ignore All", "Add", "AutoCorrect", and "Spelling...". The status bar at the bottom indicates "Page 1 Sec 1 1/1 At 1" Ln 1 Col 45". The Windows taskbar at the bottom shows the Start button, Microsoft Word, My Pictures, and the time 2:45 PM.</p> <p>Word 97.</p> <p>Word 97 further discloses:</p>

Exhibit C-31

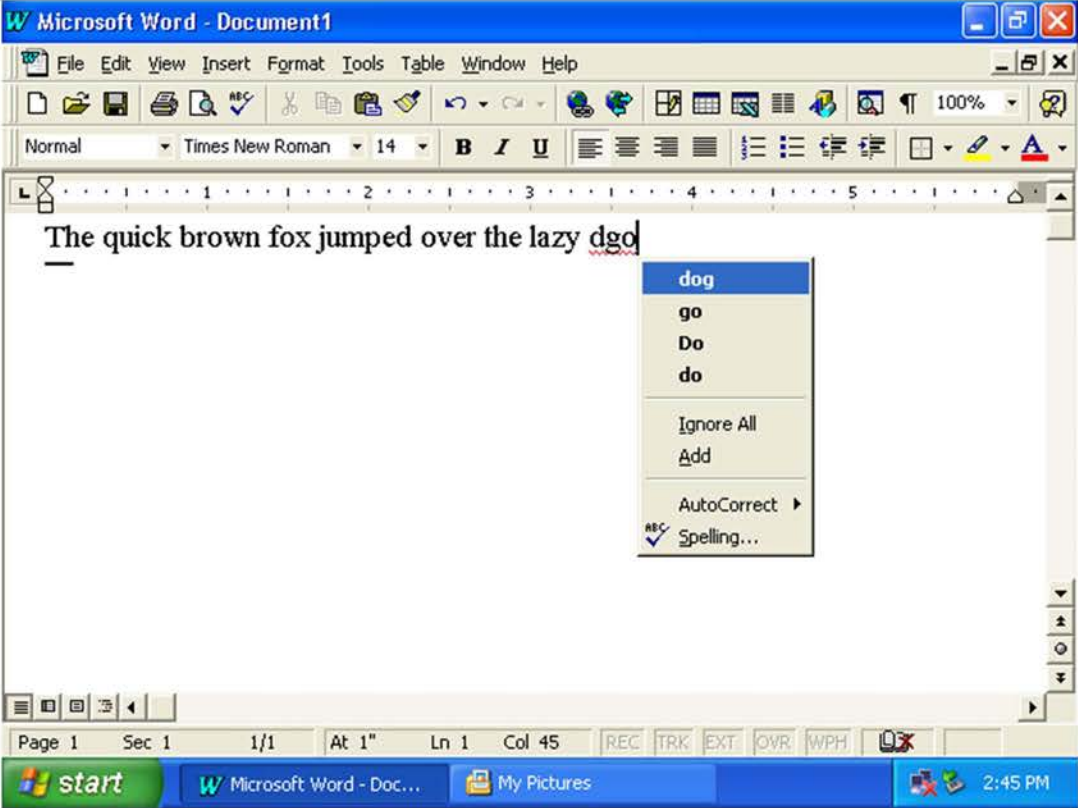
'843 Patent Claims	Disclosure
	 <p>The screenshot shows a Microsoft Word window titled "Microsoft Word - Document1". The menu bar includes File, Edit, View, Insert, Format, Tools, Table, Window, and Help. The ribbon shows the "Normal" style, Times New Roman font, size 14, and bold, italic, and underline options. The text in the document is "The quick brown fox jumped over the lazy dgo". A spelling correction dropdown menu is open over the word "dgo", listing "dog", "go", "Do", and "do" as suggestions. Below these are "Ignore All", "Add", "AutoCorrect", and "Spelling...". The status bar at the bottom indicates "Page 1 Sec 1 1/1 At 1" Ln 1 Col 45". The Windows taskbar at the bottom shows the Start button, Microsoft Word, My Pictures, and the time 2:45 PM.</p> <p>Word 97.</p> <p>Word 97 further discloses:</p>

Exhibit C-31

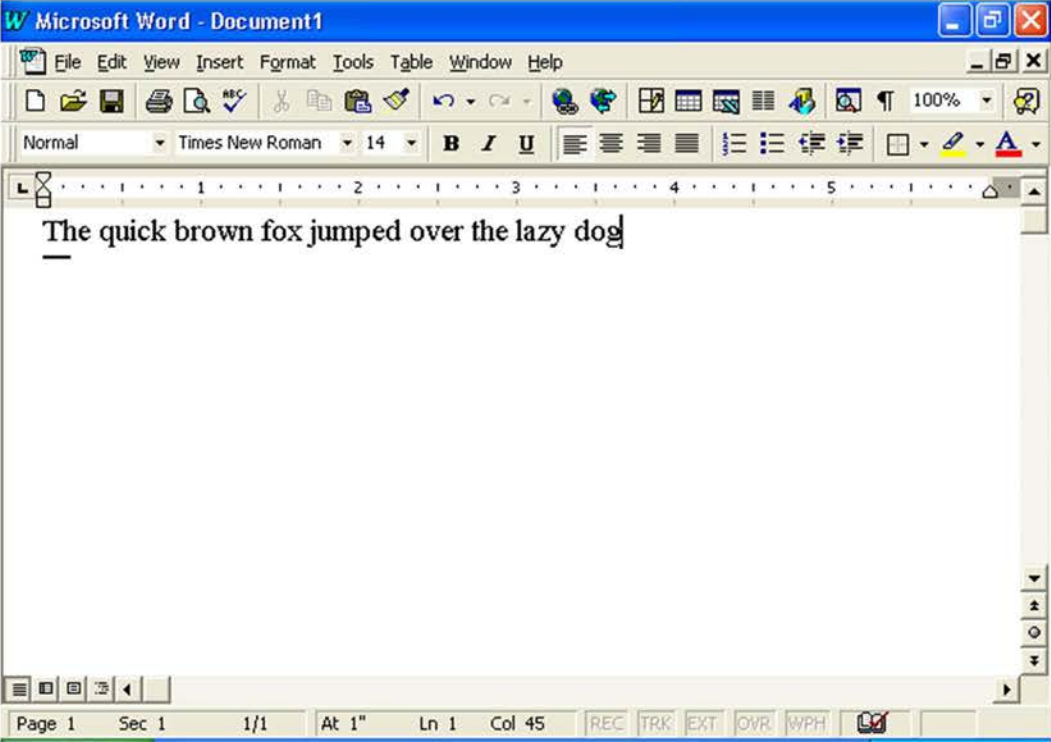
'843 Patent Claims	Disclosure
	 <p>Word 97.</p> <p>Word 97 further discloses:</p>

Exhibit C-31

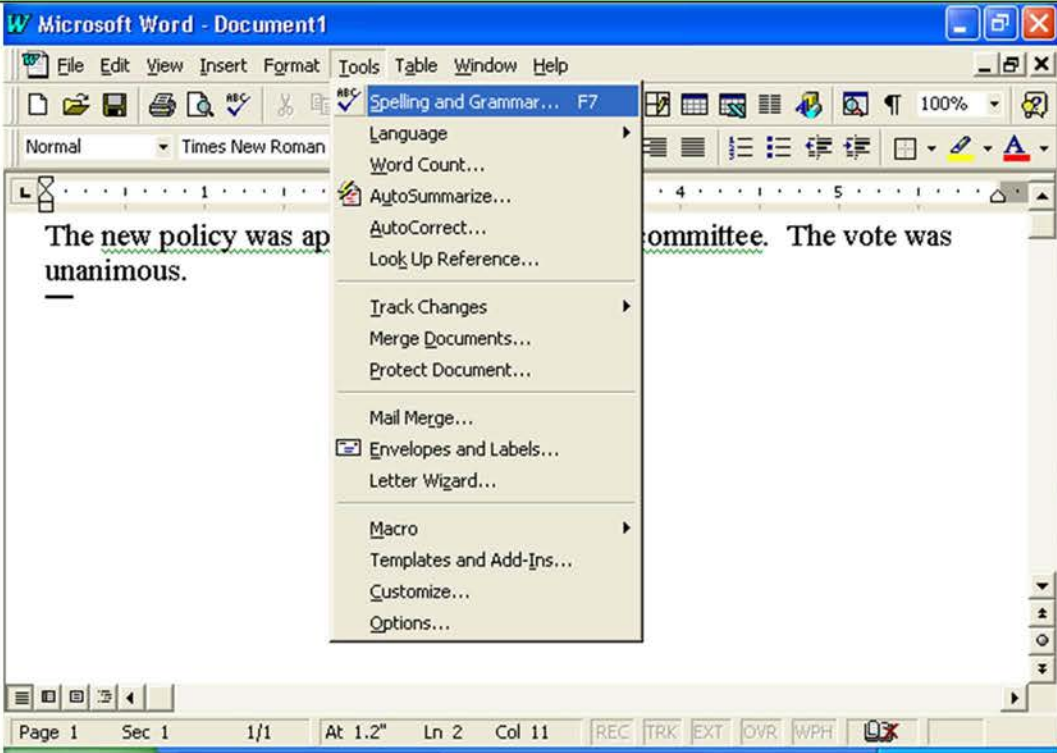
'843 Patent Claims	Disclosure
	 <p>Word 97.</p> <p>Word 97 further discloses:</p>

Exhibit C-31


'843 Patent Claims	Disclosure
	 <p>Word 97.</p> <p>Word 97 further discloses:</p>

Exhibit C-31

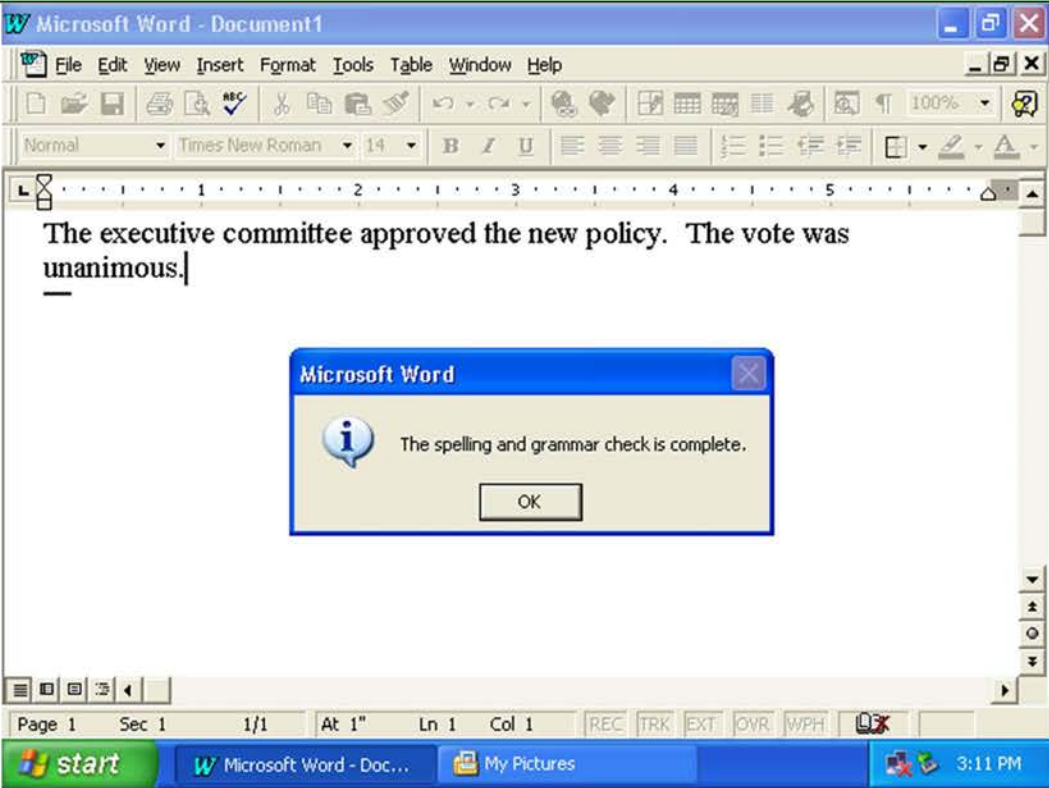
'843 Patent Claims	Disclosure
	 <p>Word 97.</p> <p>Word 97 further discloses:</p>

Exhibit C-31

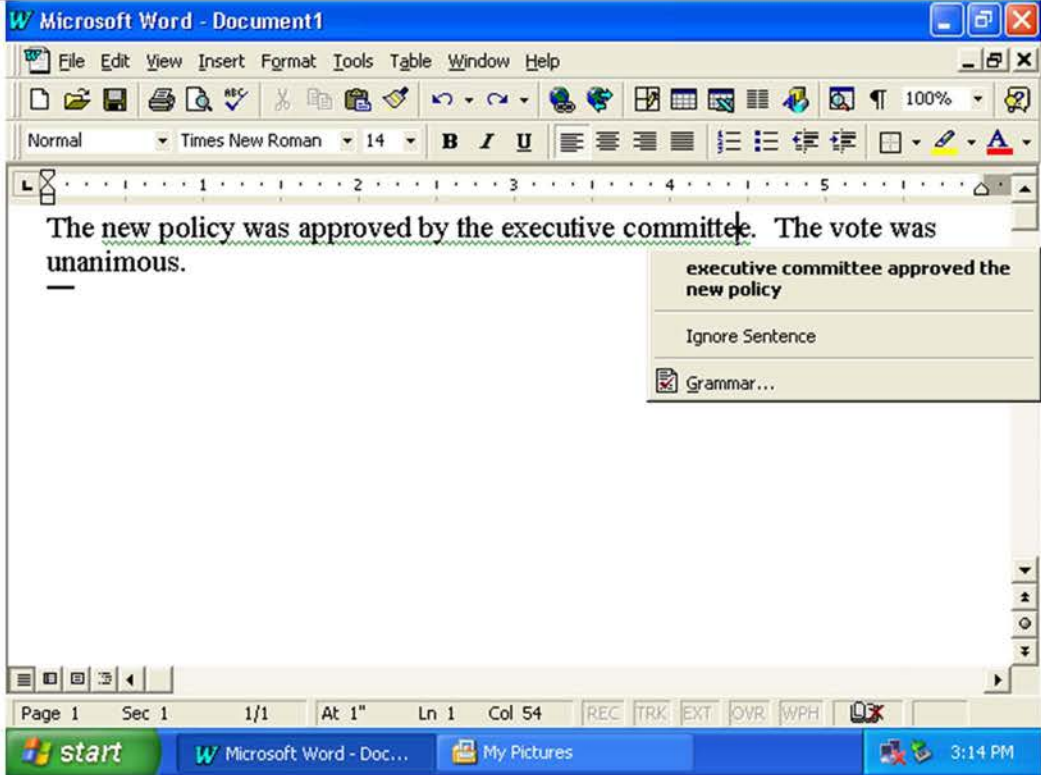
'843 Patent Claims	Disclosure
	 <p>The screenshot shows a Microsoft Word window titled "Microsoft Word - Document1". The menu bar includes File, Edit, View, Insert, Format, Tools, Table, Window, and Help. The ribbon shows the "Normal" style with Times New Roman font, size 14. The text in the document is "The new policy was approved by the executive committee. The vote was unanimous." A grammar check tooltip is visible over the period at the end of the first sentence, displaying the error "executive committee approved the new policy" and options to "Ignore Sentence" or "Grammar...". The status bar at the bottom indicates "Page 1 Sec 1 1/1 At 1" Ln 1 Col 54". The Windows taskbar at the bottom shows the Start button, the Word application, and the My Pictures folder, with the time 3:14 PM.</p> <p>Word 97.</p> <p>Word 97 further discloses:</p>

Exhibit C-31

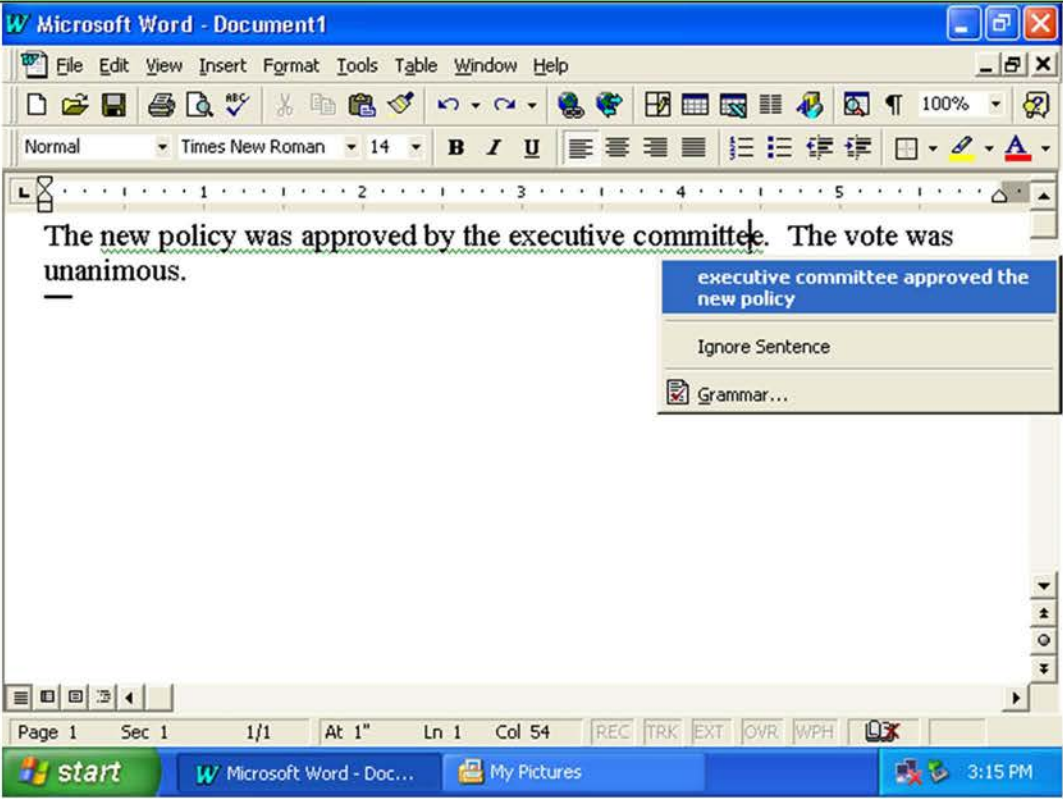
'843 Patent Claims	Disclosure
	 <p>The screenshot shows a Microsoft Word window titled "Microsoft Word - Document1". The menu bar includes File, Edit, View, Insert, Format, Tools, Table, Window, and Help. The ribbon shows the "Normal" style, Times New Roman font, size 14, and bold, italic, and underline options. The text in the document is "The new policy was approved by the executive committee. The vote was unanimous." A red squiggly line is under the word "committee". A context menu is open over the word "committee", showing the error "executive committee approved the new policy" and options "Ignore Sentence" and "Grammar...". The status bar at the bottom indicates "Page 1 Sec 1 1/1 At 1" Ln 1 Col 54". The Windows taskbar at the bottom shows the Start button, the Word window, and the My Pictures folder, with the time 3:15 PM.</p> <p>Word 97.</p> <p>Word 97 further discloses:</p>

Exhibit C-31

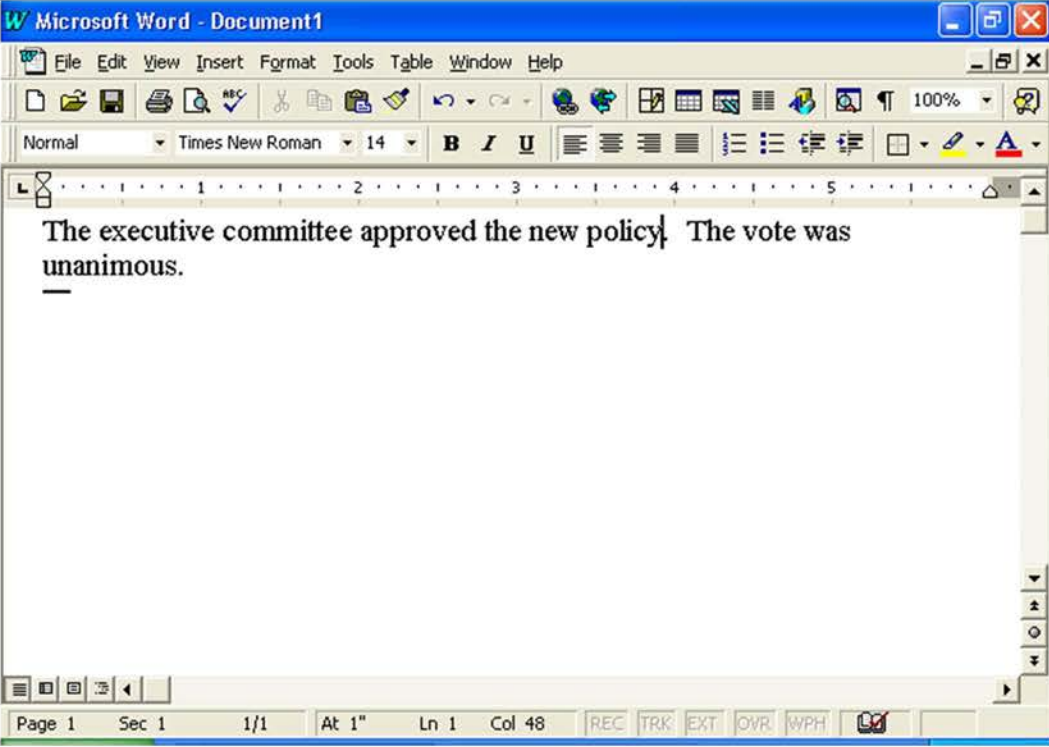
'843 Patent Claims	Disclosure
	 <p>Word 97.</p>
Claim 23	
<p>At least one non-transitory computer readable medium encoded with instructions which, when loaded on a computer, establish processes for finding data related to the contents of a document using a first computer program running on a computer, the processes comprising:</p>	<p>To the extent that this preamble is found to be limiting, Word 97 discloses this preamble. For example, the following screenshots highlight aspects of Word 97 functionality that disclose the preamble. Specifically, Word 97 discloses:</p>

Exhibit C-31

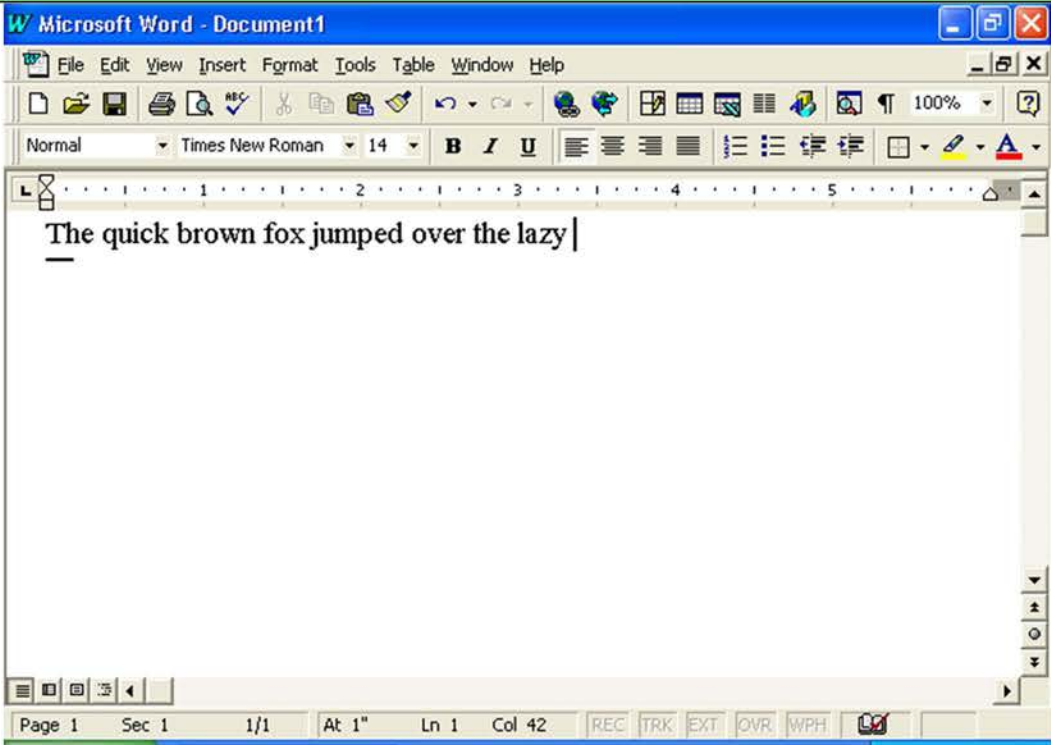
'843 Patent Claims	Disclosure
	 <p>Word 97.</p> <p>Word 97 further discloses:</p>

Exhibit C-31

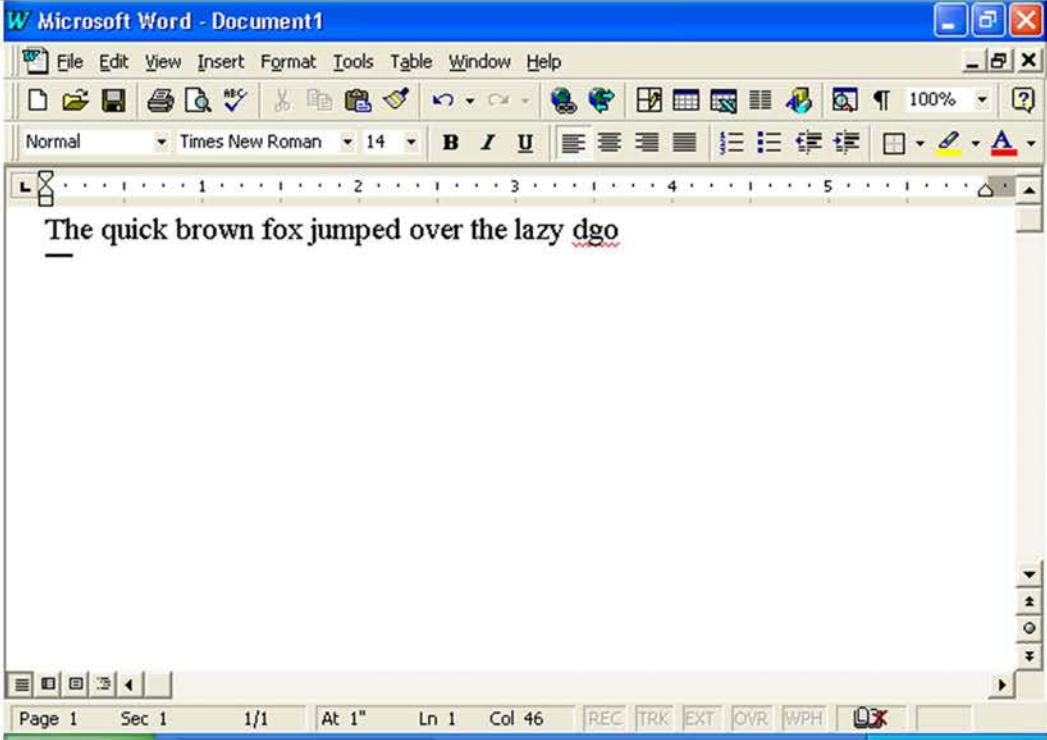
'843 Patent Claims	Disclosure
	 <p>Word 97.</p> <p>Word 97 further discloses:</p>

Exhibit C-31

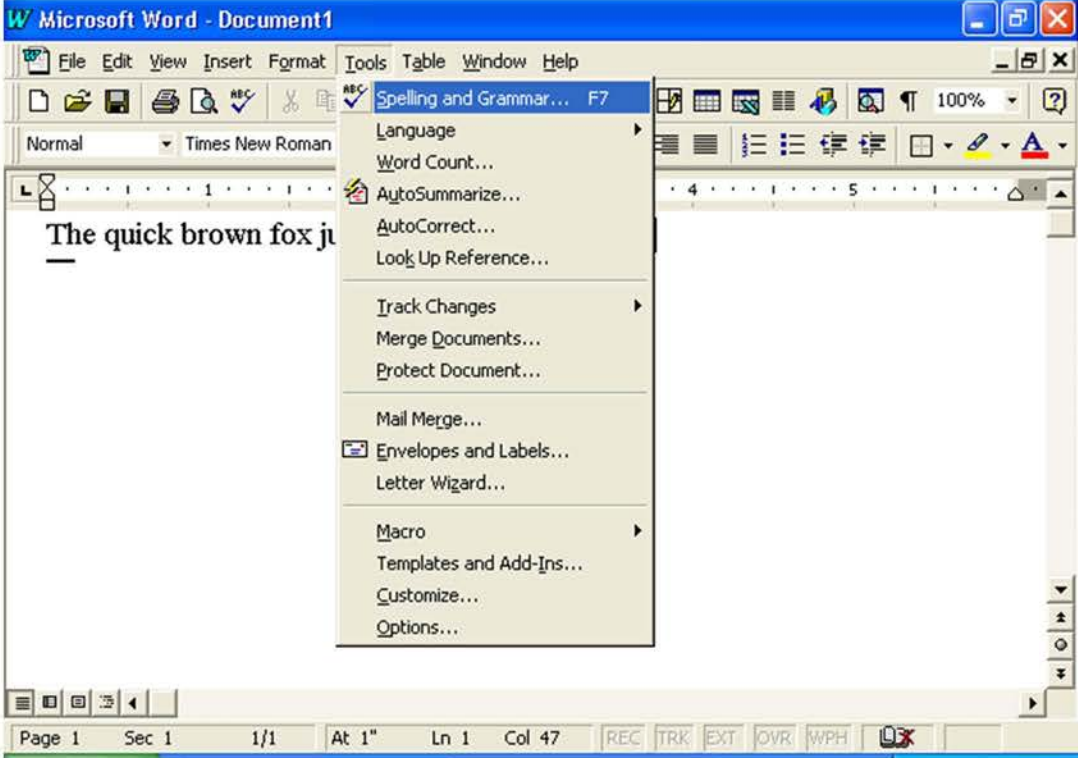
'843 Patent Claims	Disclosure
	 <p data-bbox="674 1063 800 1096">Word 97.</p> <p data-bbox="674 1138 1020 1171">Word 97 further discloses:</p>

Exhibit C-31

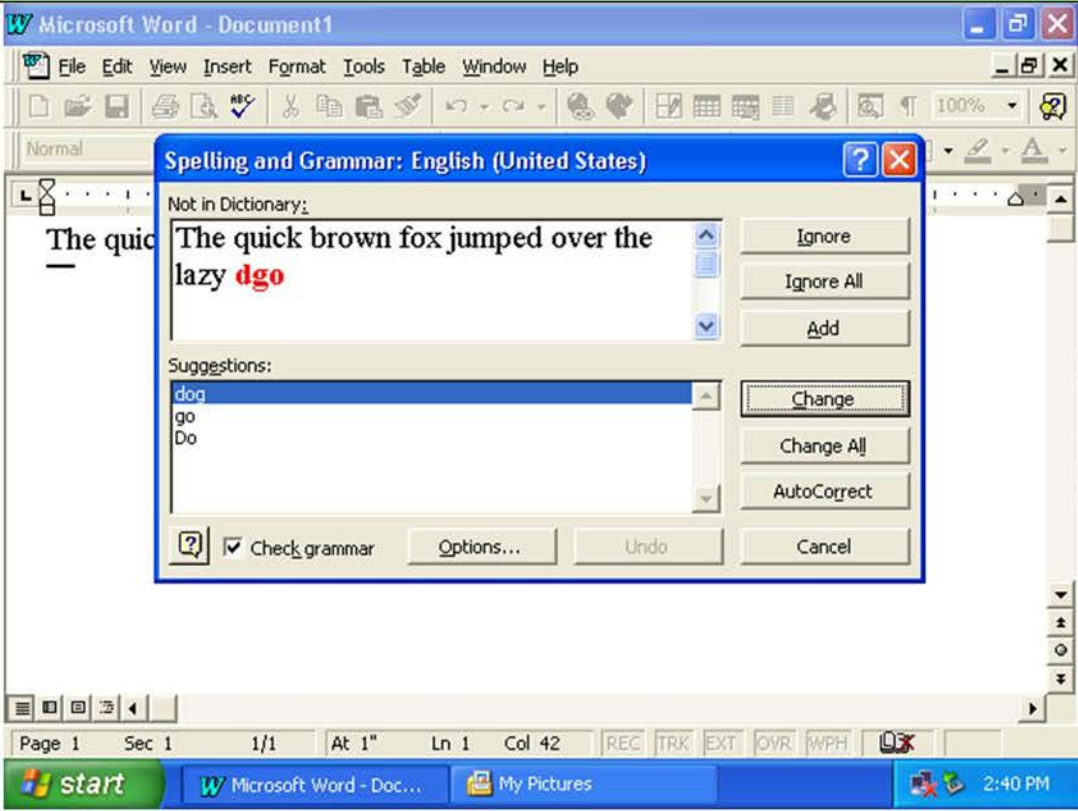
'843 Patent Claims	Disclosure
	 <p>The screenshot shows a Microsoft Word window titled "Microsoft Word - Document1". The menu bar includes File, Edit, View, Insert, Format, Tools, Table, Window, and Help. The ribbon shows the "Normal" style. A "Spelling and Grammar: English (United States)" dialog box is open, displaying the text "The quick brown fox jumped over the lazy dgo". The word "dgo" is highlighted in red. The "Not in Dictionary:" section lists "dgo". The "Suggestions:" section lists "dog", "go", and "Do". The "dog" suggestion is selected. Buttons for "Ignore", "Ignore All", "Add", "Change", "Change All", "AutoCorrect", "Check grammar", "Options...", "Undo", and "Cancel" are visible. The status bar at the bottom shows "Page 1", "Sec 1", "1/1", "At 1\"", "Ln 1", "Col 42", and "2:40 PM".</p> <p>Word 97.</p> <p>Word 97 further discloses:</p>

Exhibit C-31

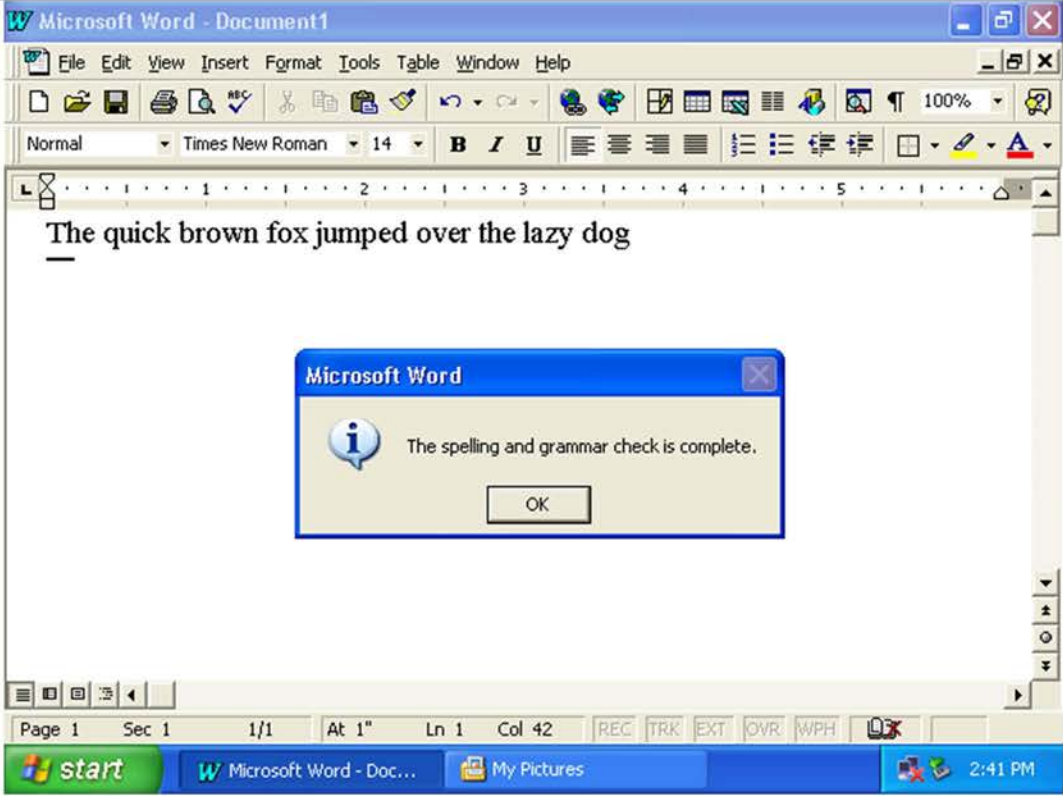
'843 Patent Claims	Disclosure
	 <p>The screenshot shows the Microsoft Word 97 interface. The main window displays the text "The quick brown fox jumped over the lazy dog" on a single line. A dialog box titled "Microsoft Word" is centered on the screen, containing an information icon and the text "The spelling and grammar check is complete." with an "OK" button. The status bar at the bottom indicates "Page 1 Sec 1 1/1 At 1" Ln 1 Col 42". The Windows taskbar at the bottom shows the "start" button and open applications including "Microsoft Word - Doc..." and "My Pictures". The system clock shows "2:41 PM".</p> <p>Word 97.</p> <p>Word 97 further discloses:</p>

Exhibit C-31

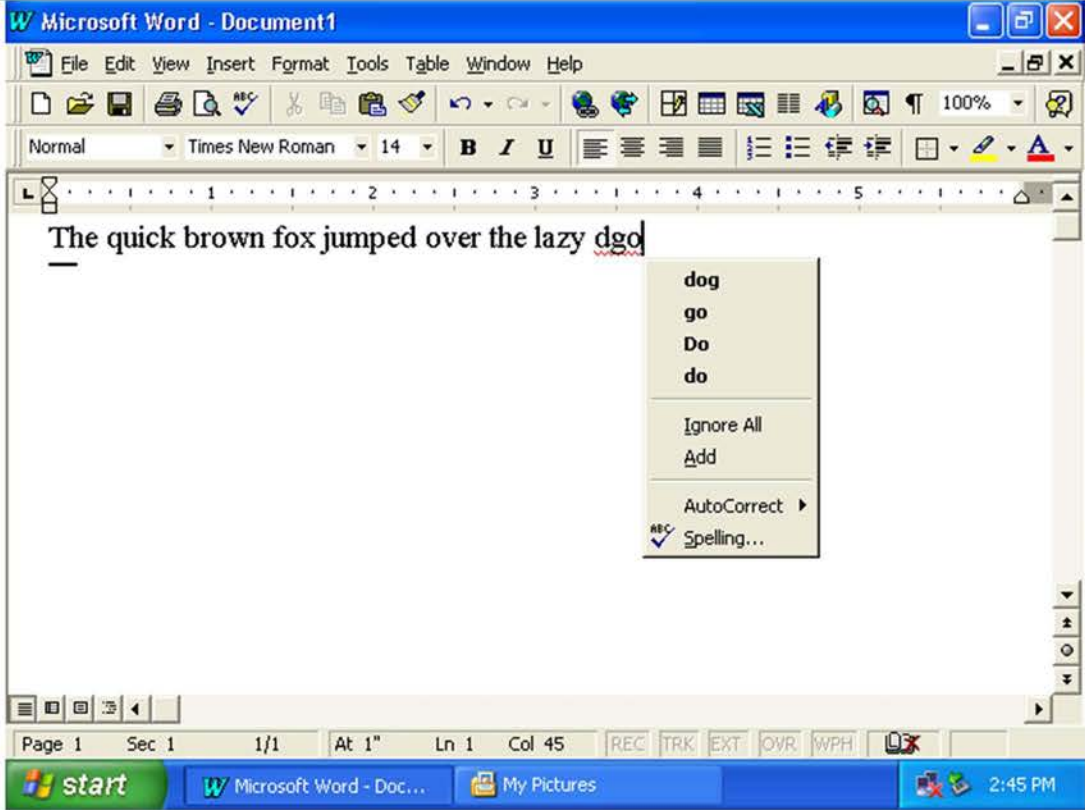
'843 Patent Claims	Disclosure
	 <p>The screenshot shows a Microsoft Word 97 window titled "Microsoft Word - Document1". The menu bar includes File, Edit, View, Insert, Format, Tools, Table, Window, and Help. The toolbar contains icons for file operations and editing. The status bar at the bottom indicates "Page 1 Sec 1 1/1 At 1" Ln 1 Col 45". The taskbar shows the Start button and open applications: Microsoft Word - Doc... and My Pictures. The time is 2:45 PM.</p> <p>The document text is "The quick brown fox jumped over the lazy dgo". A spelling correction menu is open over the word "dgo", listing suggestions: "dog", "go", "Do", and "do". Below these are options: "Ignore All", "Add", "AutoCorrect", and "Spelling...".</p> <p>Word 97.</p> <p>Word 97 further discloses:</p>

Exhibit C-31

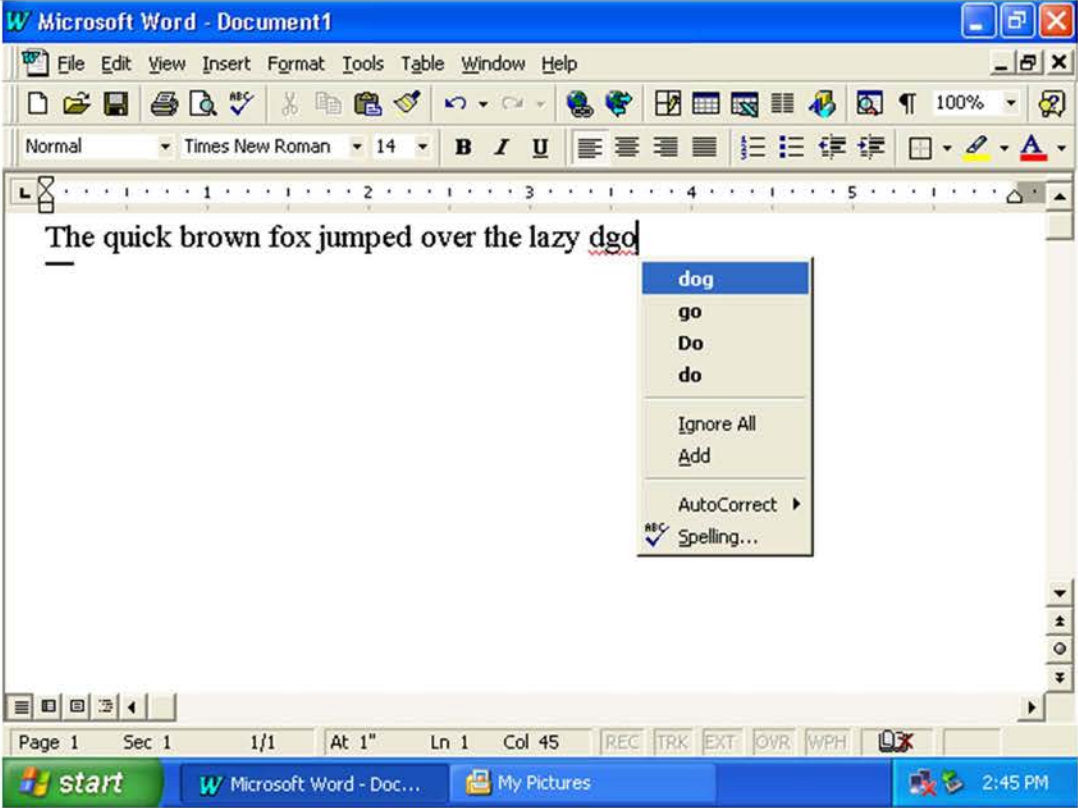
'843 Patent Claims	Disclosure
	 <p>The screenshot shows the Microsoft Word 97 interface. The title bar reads "Microsoft Word - Document1". The menu bar includes File, Edit, View, Insert, Format, Tools, Table, Window, and Help. The toolbar contains various icons for file operations and editing. The status bar at the bottom indicates "Page 1 Sec 1 1/1 At 1" Ln 1 Col 45". The taskbar at the very bottom shows the Windows start button, the Word application window, and the My Pictures folder, with the system clock showing 2:45 PM.</p> <p>The main document area contains the text "The quick brown fox jumped over the lazy dgo". A spelling correction dropdown menu is open over the word "dgo", listing the following options: "dog", "go", "Do", "do", "Ignore All", "Add", "AutoCorrect", and "Spelling...". The word "dog" is highlighted in blue in the dropdown menu.</p> <p>Word 97.</p> <p>Word 97 further discloses:</p>

Exhibit C-31

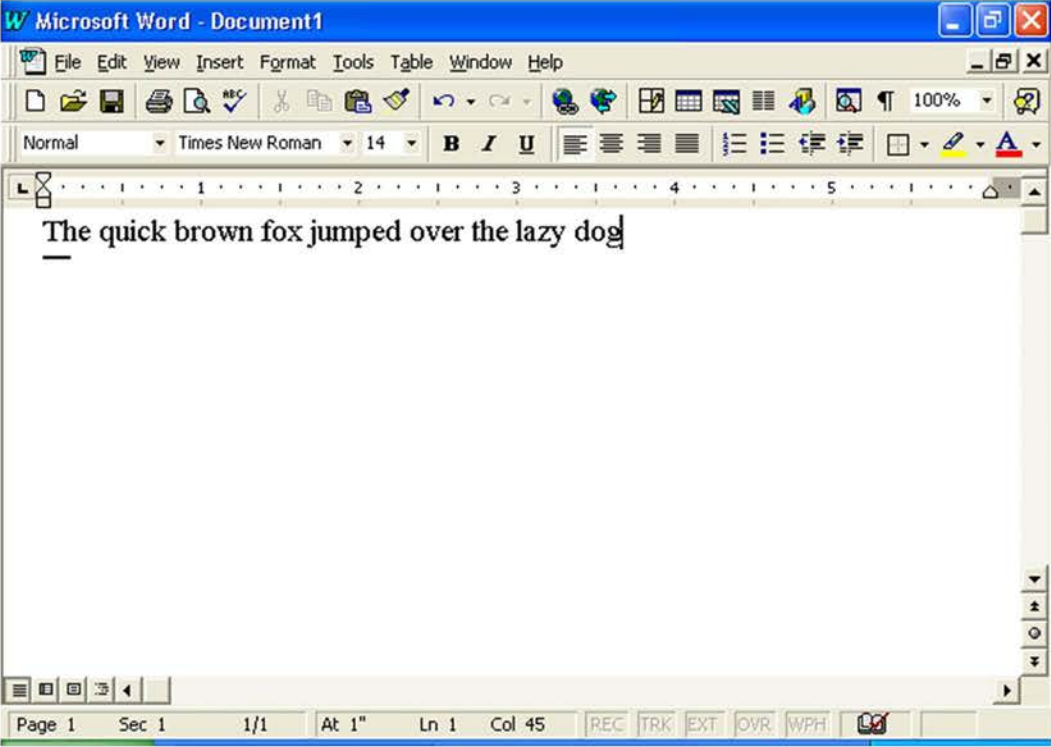
'843 Patent Claims	Disclosure
	 <p>Word 97.</p> <p>Word 97 further discloses:</p>

Exhibit C-31

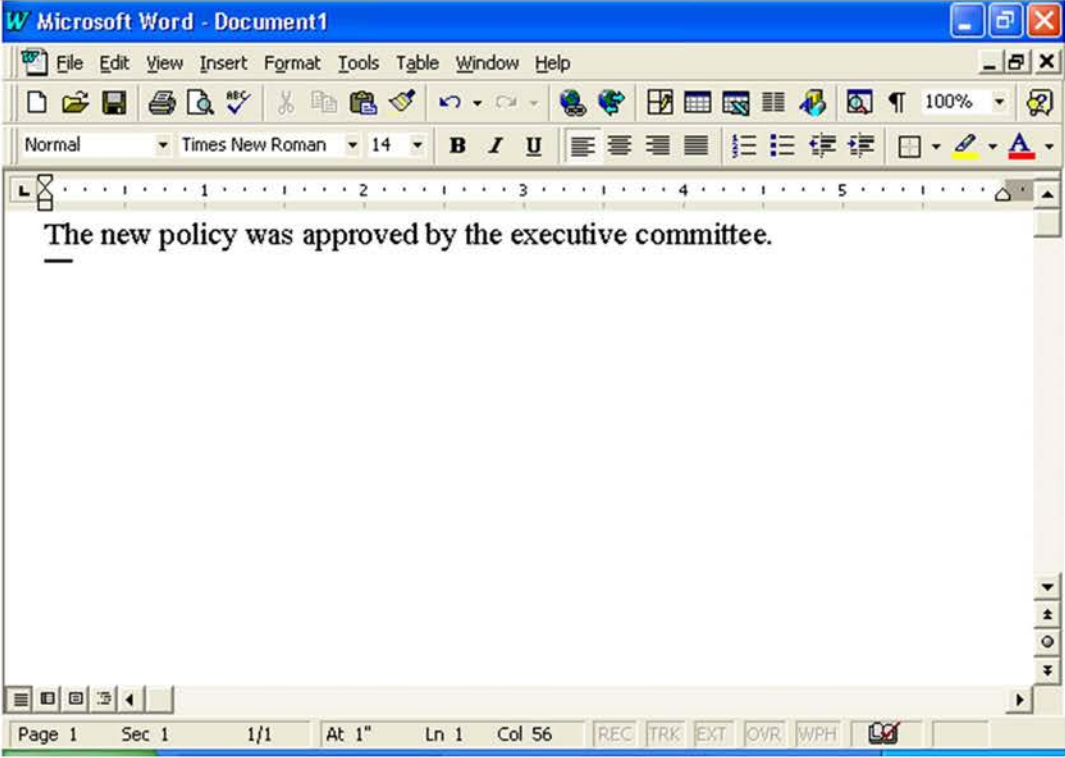
'843 Patent Claims	Disclosure
	 <p>Word 97.</p> <p>Word 97 further discloses:</p>

Exhibit C-31

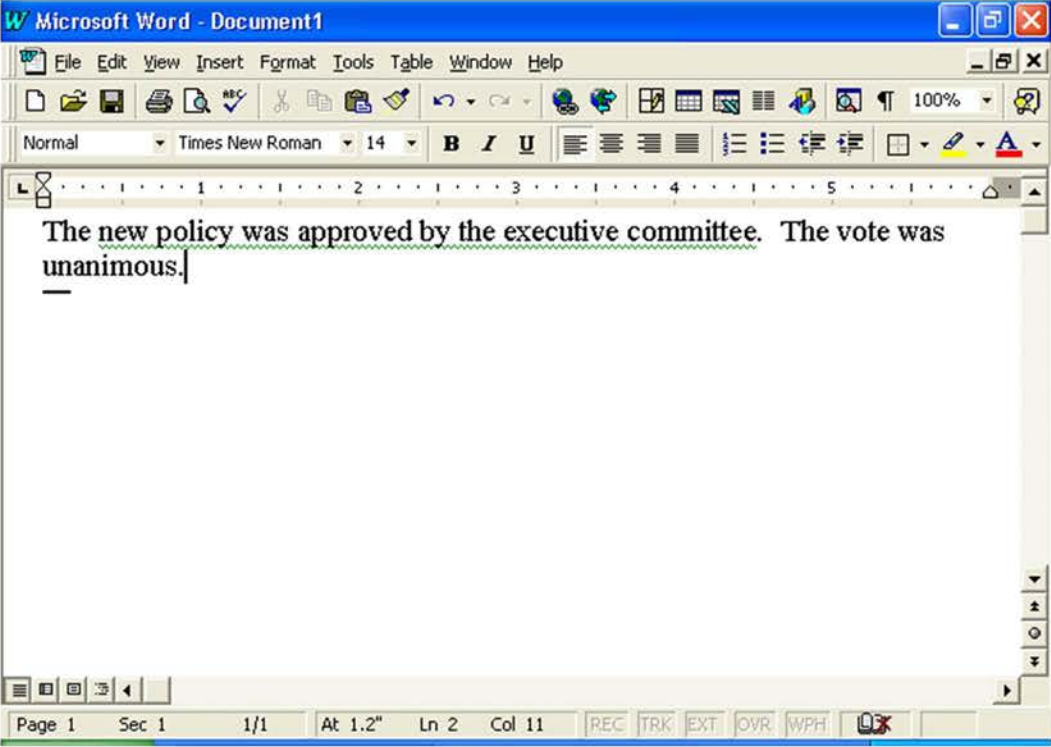
'843 Patent Claims	Disclosure
	 <p>Word 97.</p> <p>Word 97 further discloses:</p>

Exhibit C-31

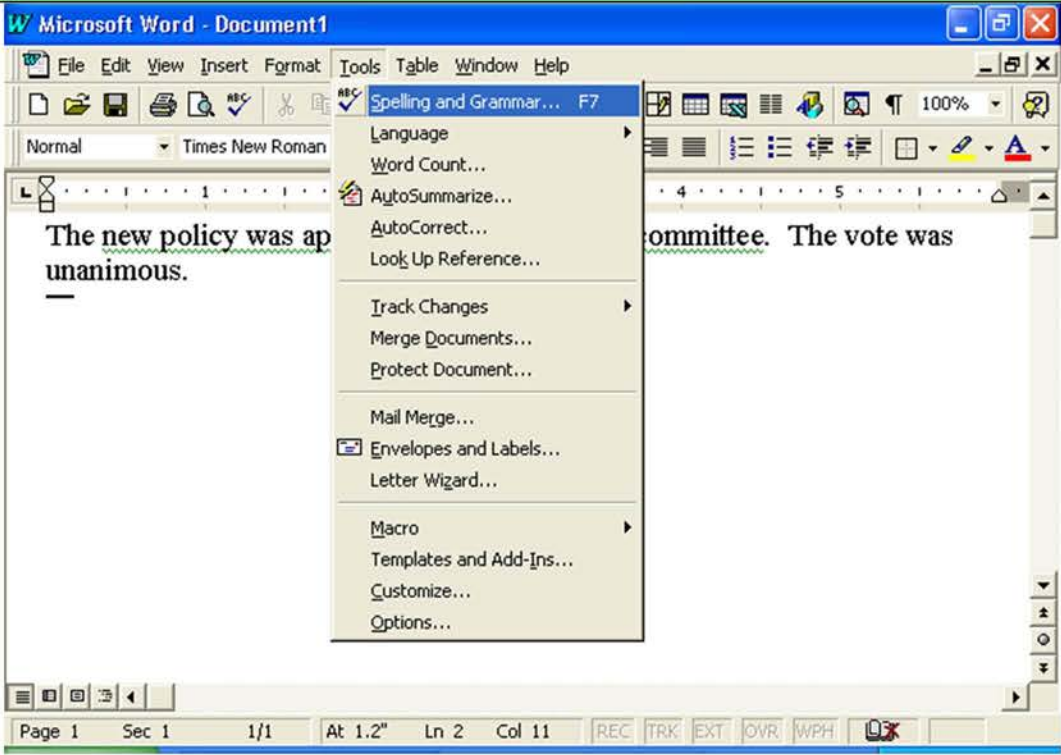
'843 Patent Claims	Disclosure
	 <p>The screenshot shows a Microsoft Word window titled "Microsoft Word - Document1". The "Tools" menu is open, and the "Spelling and Grammar" option is selected. The menu items include: Spelling and Grammar... F7, Language, Word Count..., AutoSummarize..., AutoCorrect..., Look Up Reference..., Track Changes, Merge Documents..., Protect Document..., Mail Merge..., Envelopes and Labels..., Letter Wizard..., Macro, Templates and Add-Ins..., Customize..., and Options... The document text visible includes "The new policy was ap unanimous." and "committee. The vote was". The status bar at the bottom indicates "Page 1 Sec 1 1/1 At 1.2" Ln 2 Col 11".</p> <p>Word 97.</p> <p>Word 97 further discloses:</p>

Exhibit C-31

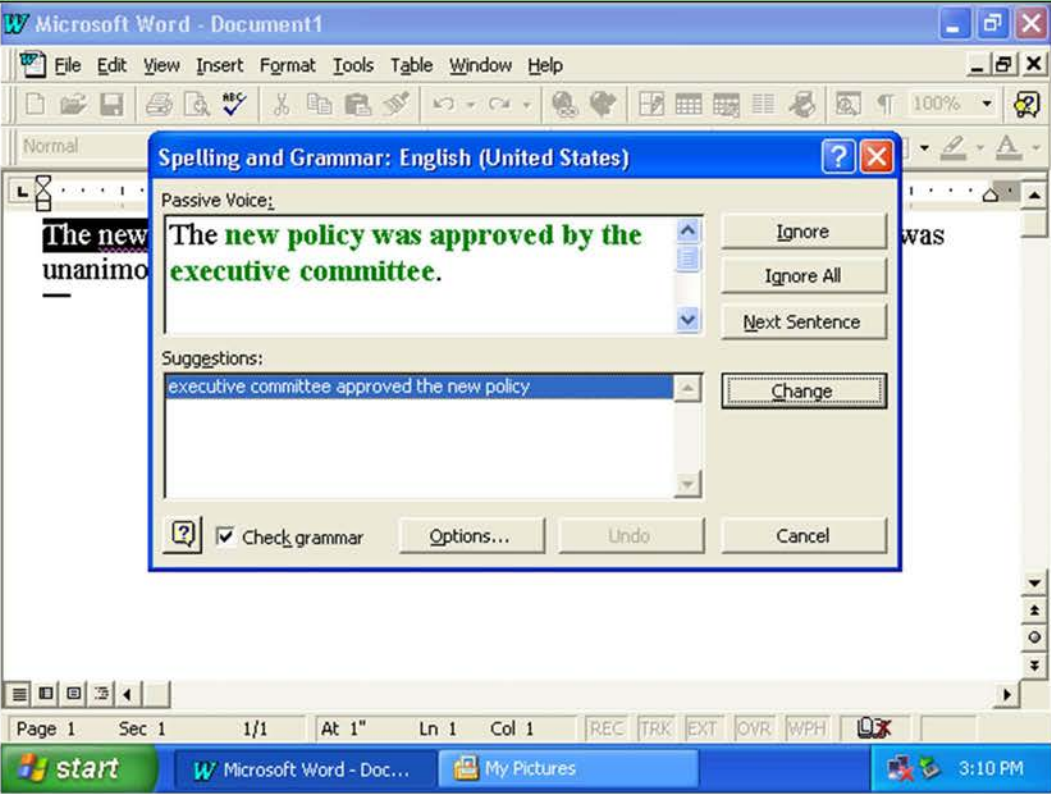
'843 Patent Claims	Disclosure
	 <p>Word 97.</p> <p>Word 97 further discloses:</p>

Exhibit C-31

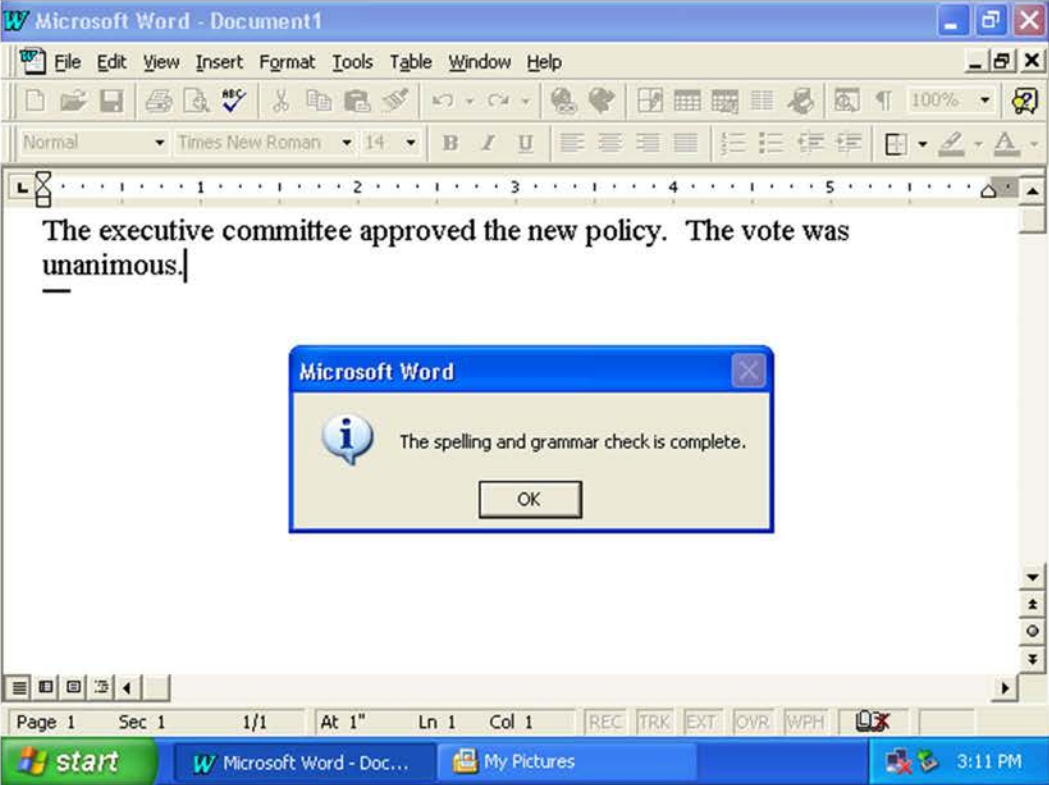
'843 Patent Claims	Disclosure
	 <p>Word 97.</p> <p>Word 97 further discloses:</p>

Exhibit C-31

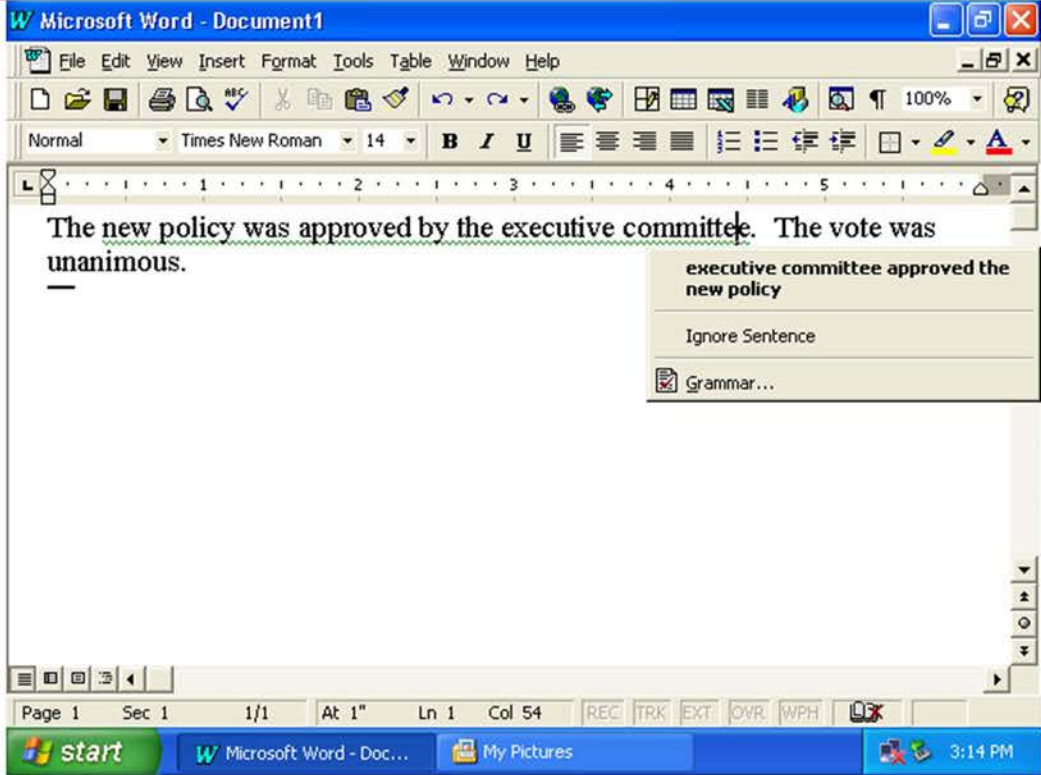
'843 Patent Claims	Disclosure
	 <p>The screenshot shows a Microsoft Word window titled "Microsoft Word - Document1". The menu bar includes File, Edit, View, Insert, Format, Tools, Table, Window, and Help. The ribbon shows the "Normal" style with "Times New Roman" font and size "14". The text in the document is "The new policy was approved by the executive committee. The vote was unanimous." A grammar check tooltip is visible over the period at the end of the first sentence, displaying the error "executive committee approved the new policy" and options to "Ignore Sentence" or "Grammar...". The status bar at the bottom indicates "Page 1 Sec 1 1/1 At 1" Ln 1 Col 54". The Windows taskbar at the bottom shows the start button, "Microsoft Word - Doc...", "My Pictures", and the time "3:14 PM".</p> <p>Word 97.</p> <p>Word 97 further discloses:</p>

Exhibit C-31

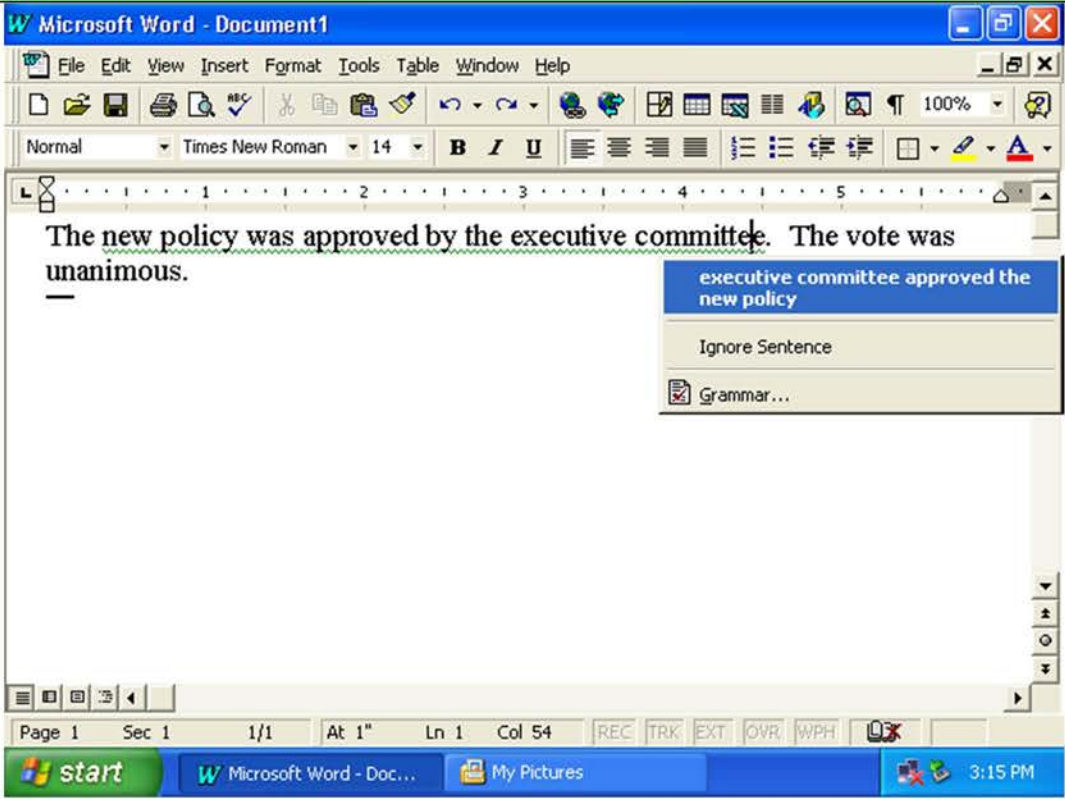
'843 Patent Claims	Disclosure
	 <p>The screenshot shows a Microsoft Word window titled "Microsoft Word - Document1". The menu bar includes File, Edit, View, Insert, Format, Tools, Table, Window, and Help. The ribbon shows the "Normal" style, Times New Roman font, size 14, and bold, italic, and underline options. The text in the document is "The new policy was approved by the executive committee. The vote was unanimous." A red squiggly line is under the word "committee". A context menu is open over the word "committee", showing the error "executive committee approved the new policy" and options "Ignore Sentence" and "Grammar...". The status bar at the bottom indicates "Page 1 Sec 1 1/1 At 1" Ln 1 Col 54". The Windows taskbar at the bottom shows the Start button, the Word application, and the My Pictures folder, with the time 3:15 PM.</p> <p>Word 97.</p> <p>Word 97 further discloses:</p>

Exhibit C-31

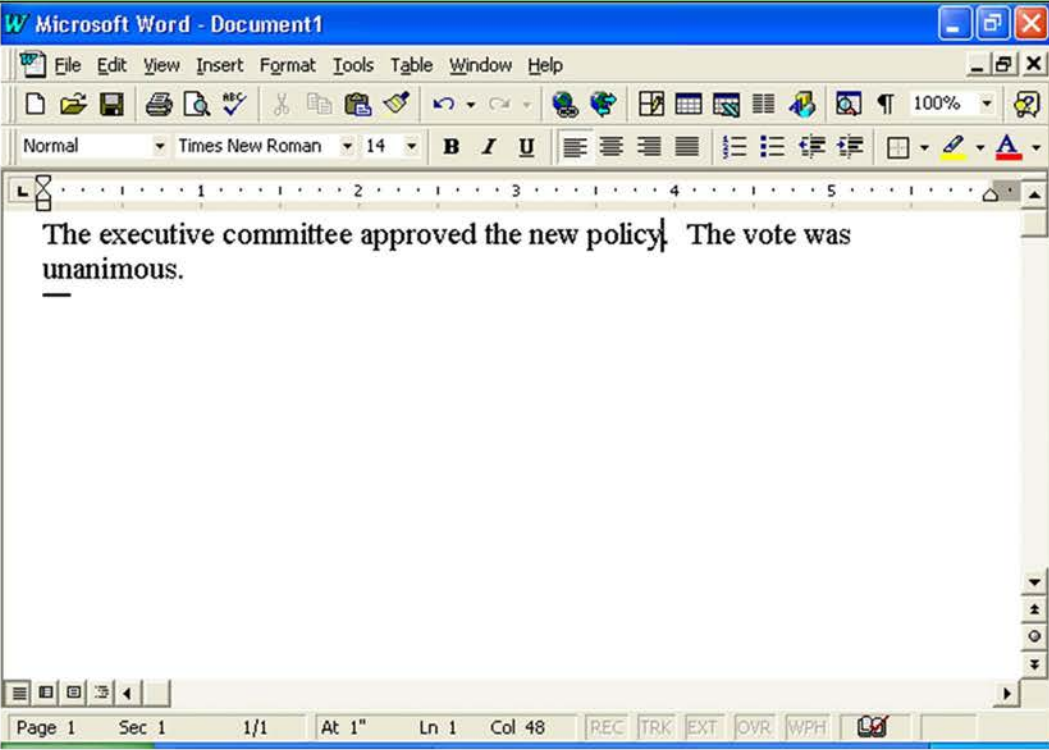
'843 Patent Claims	Disclosure
	 <p>Word 97.</p>
<p>displaying the document electronically using the first computer program;</p>	<p>Word 97 discloses this element.</p> <p>For example, the following screenshots highlight aspects of Word 97 functionality that discloses displaying the document electronically using the first computer program. Specifically, Word 97 discloses:</p>

Exhibit C-31

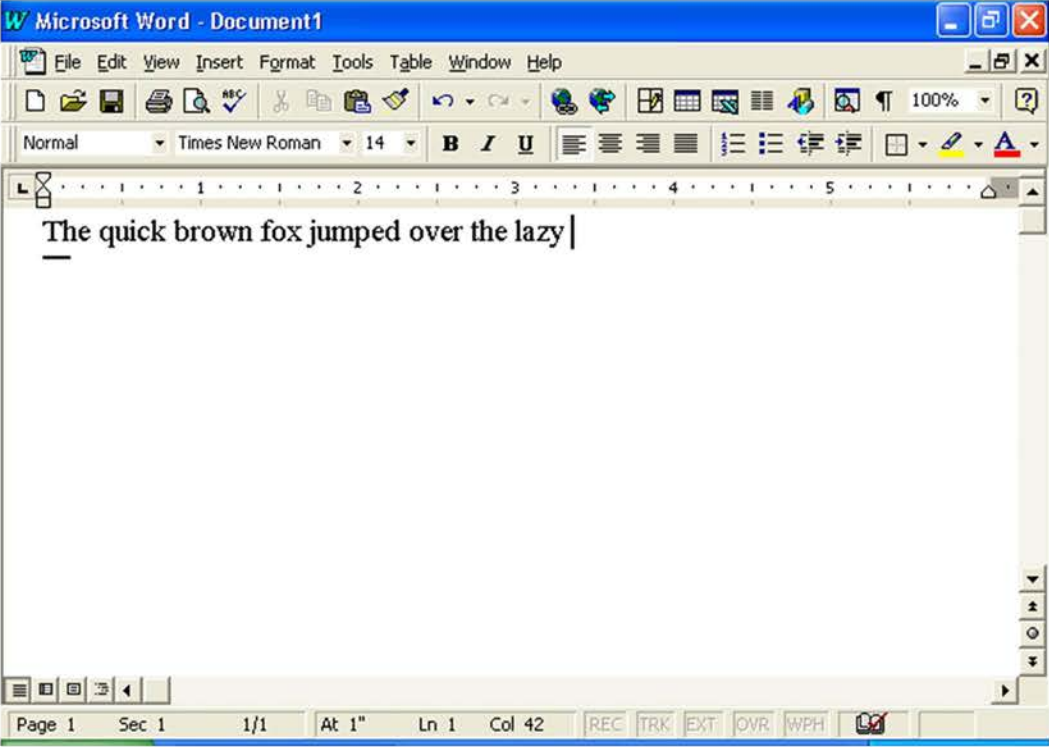
'843 Patent Claims	Disclosure
	 <p>Word 97.</p> <p>Word 97 further discloses:</p>

Exhibit C-31

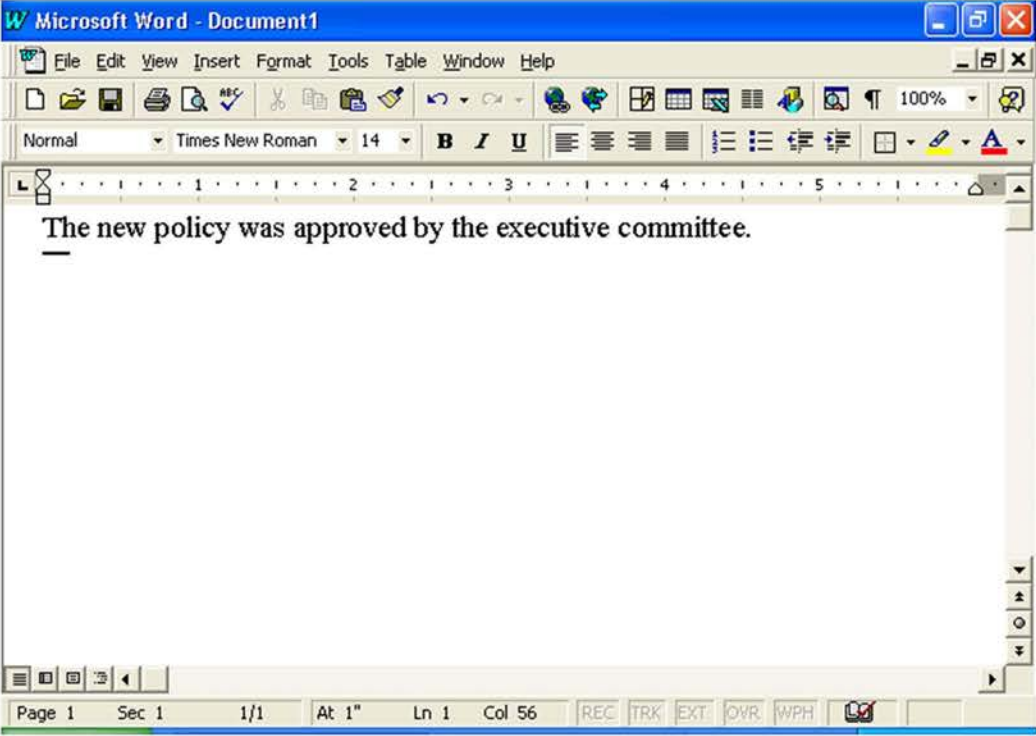
'843 Patent Claims	Disclosure
	 <p data-bbox="674 999 800 1032">Word 97.</p> <p data-bbox="674 1073 1018 1106">Word 97 further discloses:</p>

Exhibit C-31

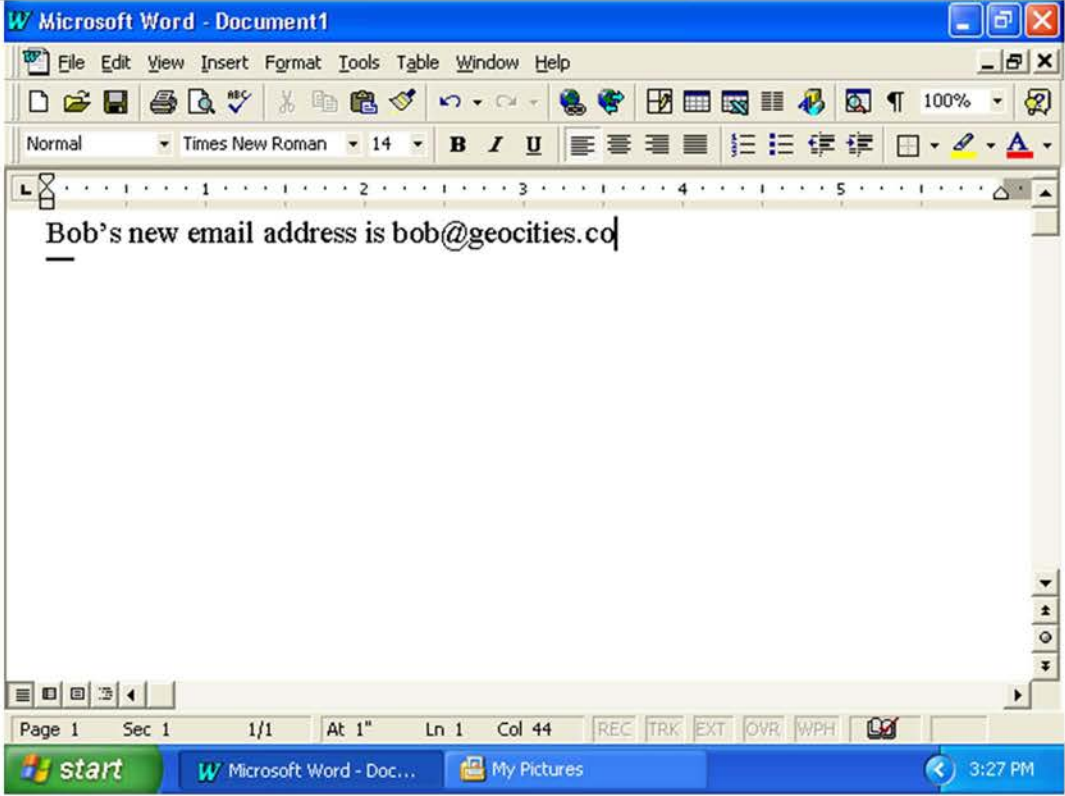
'843 Patent Claims	Disclosure
	 <p>Word 97.</p> <p>Word 97 further discloses:</p>

Exhibit C-31

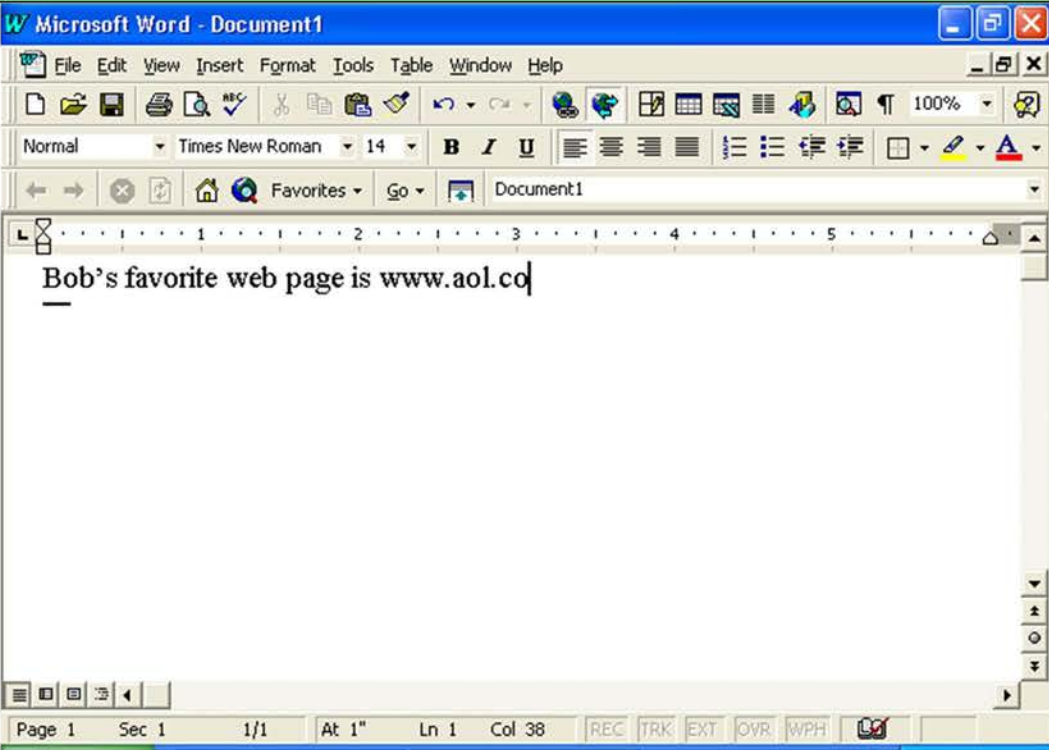
'843 Patent Claims	Disclosure
	 <p>Word 97.</p>
<p>while the document is being displayed, analyzing, in a computer process, first information from the document to determine if the first information is at least one of a plurality of types of information that can be searched for in order to find second information related to the first information;</p>	<p>Word 97 discloses this element.</p> <p>For example, the following screenshots highlight aspects of Word 97 functionality that discloses while the document is being displayed, analyzing, in a computer process, first information from the document to determine if the first information is at least one of a plurality of types of information that can be searched for in order to find second information related to the first information. Specifically, Word 97 discloses:</p>

Exhibit C-31

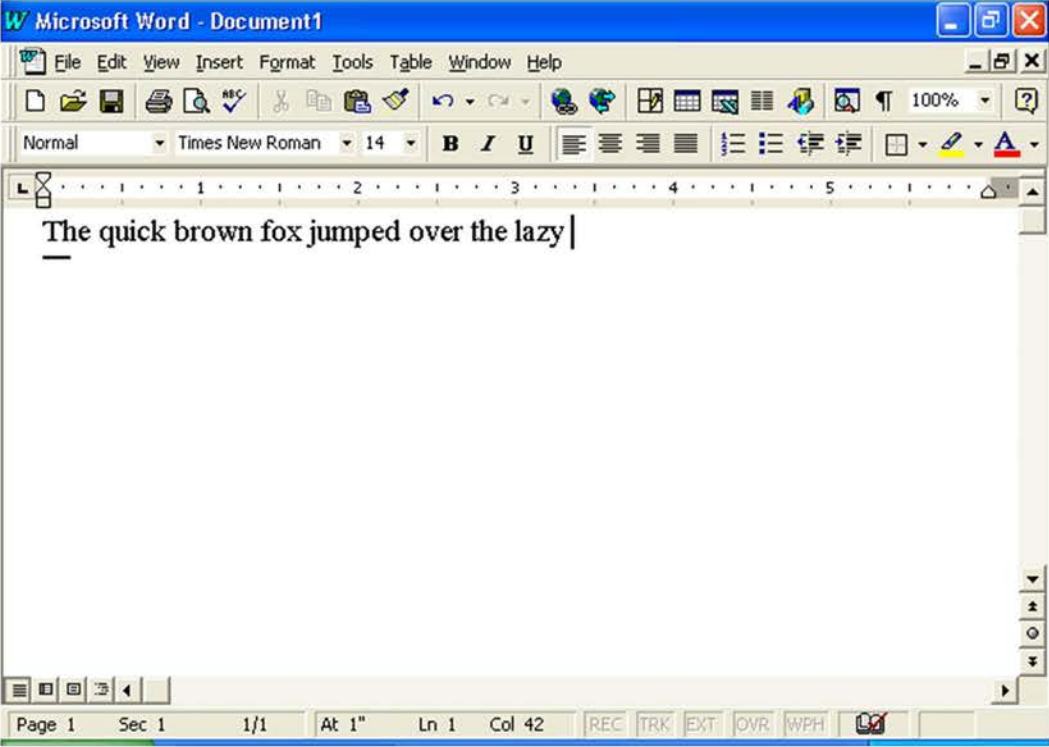
'843 Patent Claims	Disclosure
	 <p>Word 97.</p> <p>Word 97 further discloses:</p>

Exhibit C-31

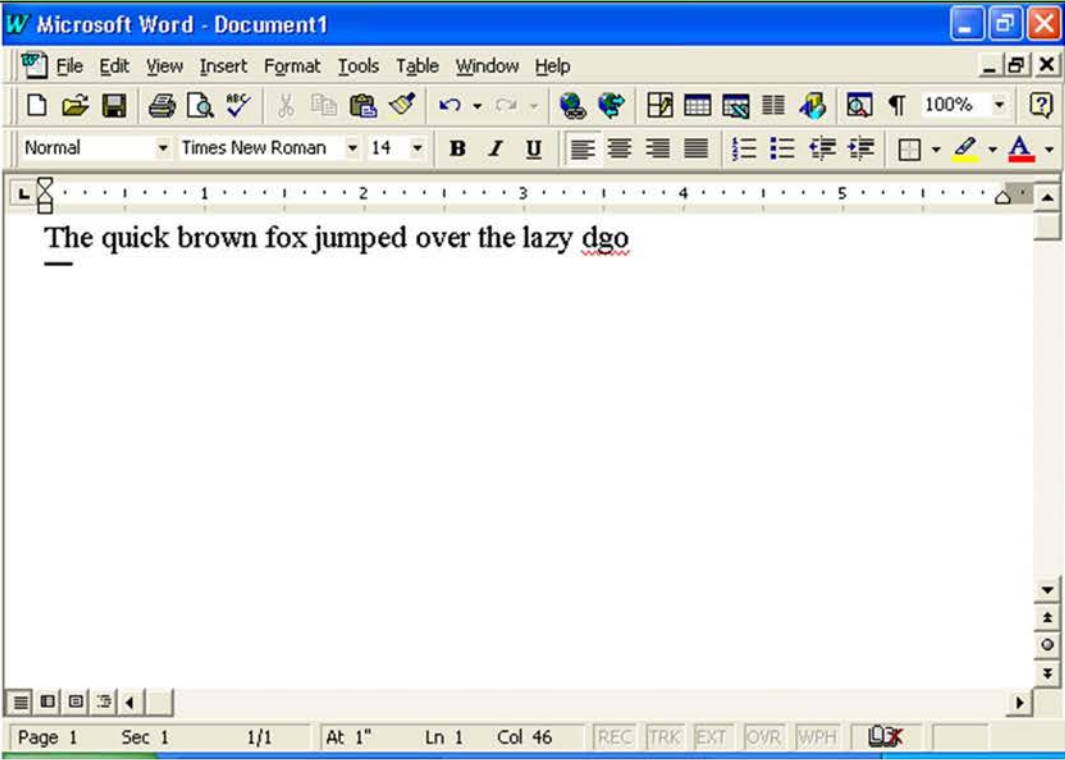
'843 Patent Claims	Disclosure
	 <p data-bbox="674 1020 802 1053">Word 97.</p> <p data-bbox="674 1093 1016 1126">Word 97 further discloses:</p>

Exhibit C-31

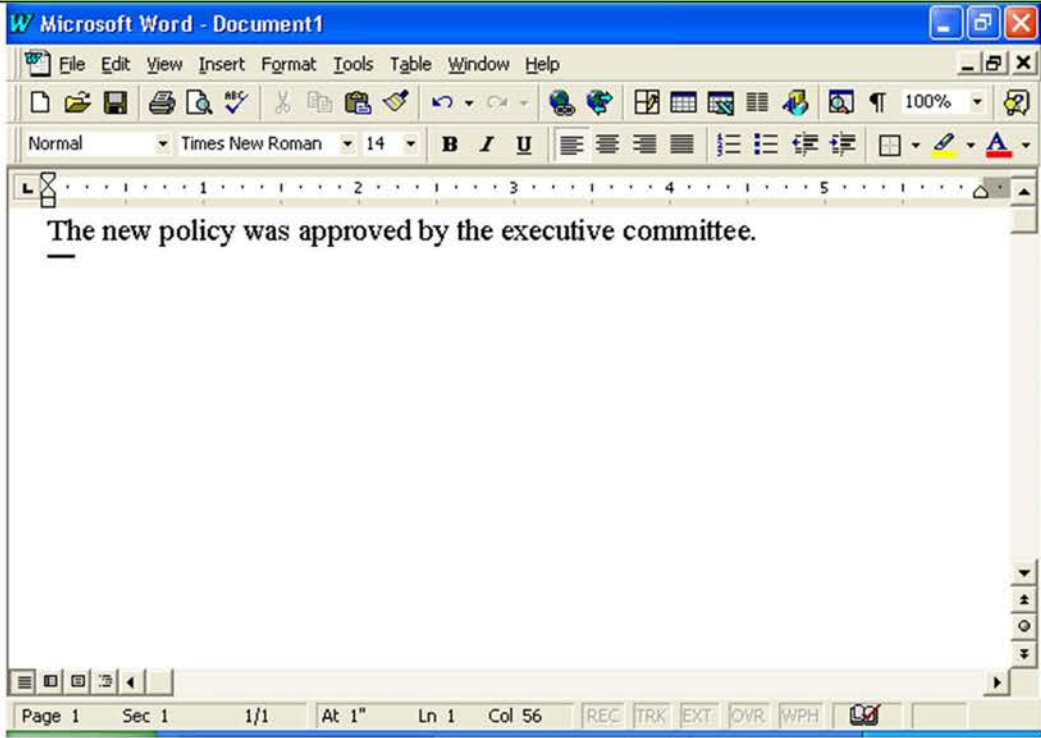
'843 Patent Claims	Disclosure
	 <p data-bbox="669 997 800 1032">Word 97.</p> <p data-bbox="669 1072 1016 1106">Word 97 further discloses:</p>

Exhibit C-31

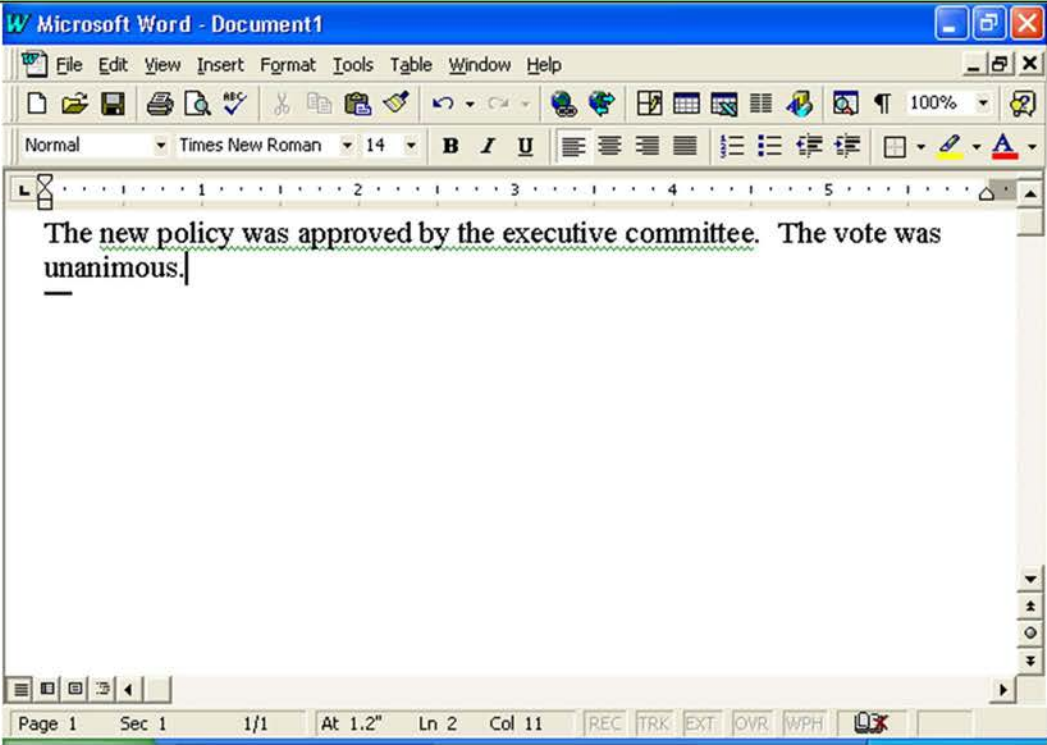
'843 Patent Claims	Disclosure
	 <p data-bbox="674 1042 802 1075">Word 97.</p> <p data-bbox="674 1116 1018 1149">Word 97 further discloses:</p>

Exhibit C-31

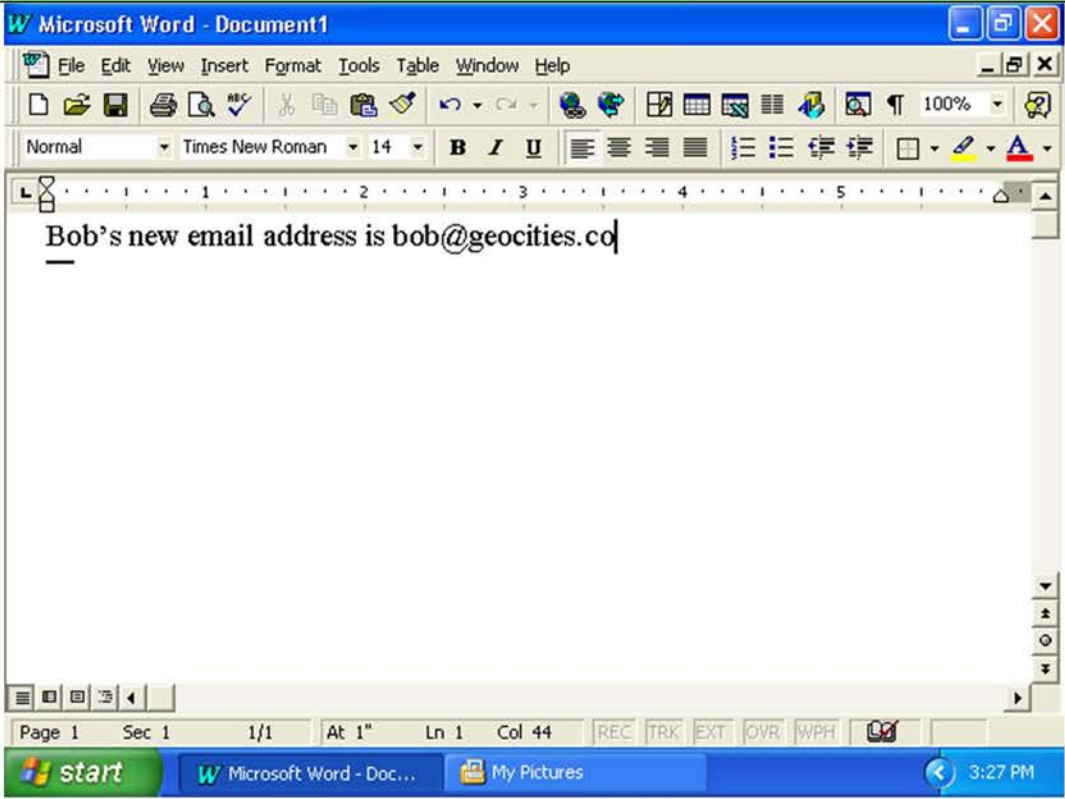
'843 Patent Claims	Disclosure
	 <p>Word 97.</p> <p>Word 97 further discloses:</p>

Exhibit C-31

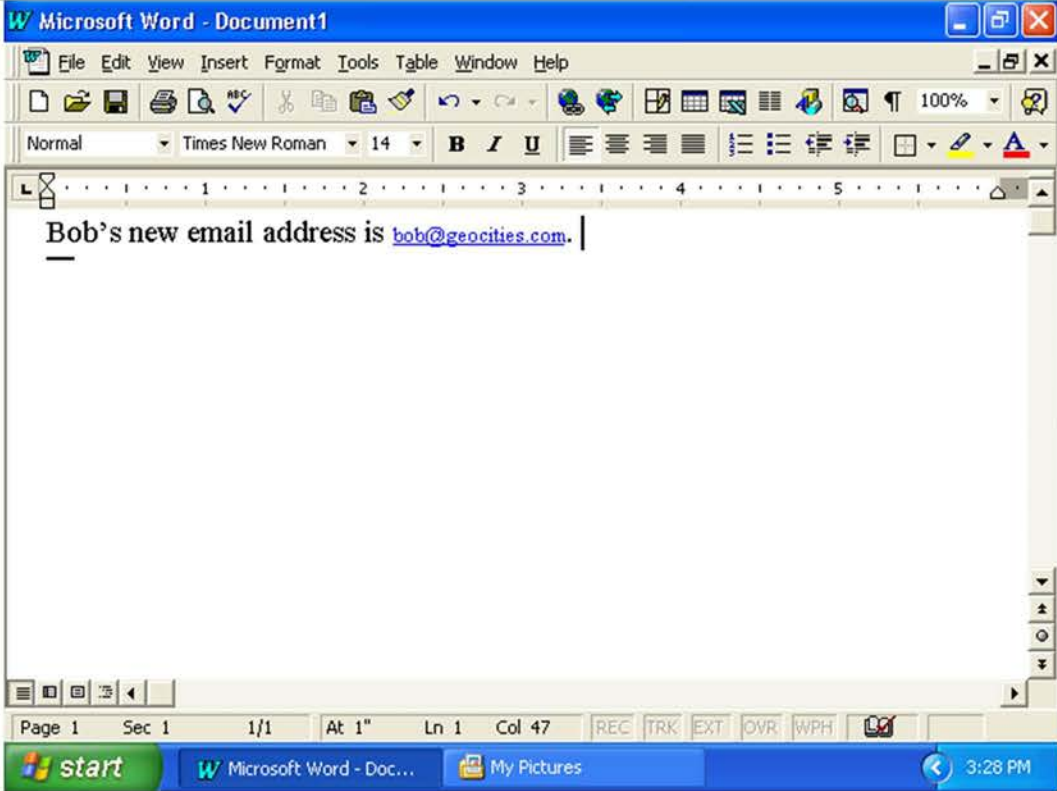
'843 Patent Claims	Disclosure
	 <p>Word 97.</p> <p>Word 97 further discloses:</p>

Exhibit C-31

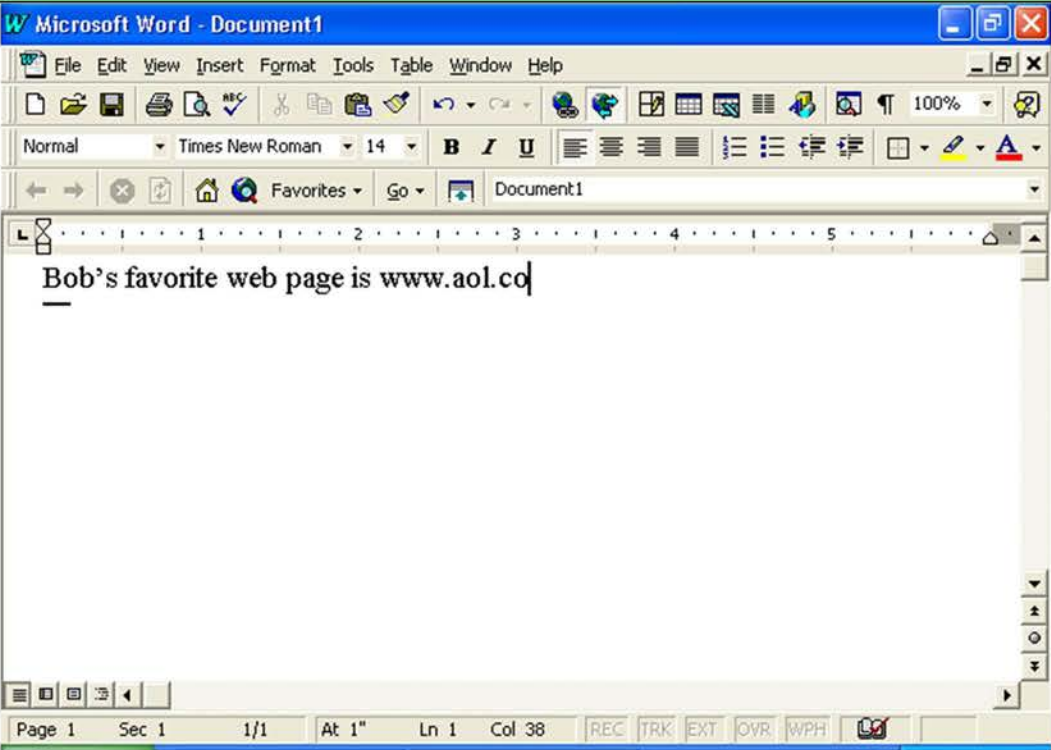
'843 Patent Claims	Disclosure
	 <p data-bbox="676 1049 802 1082">Word 97.</p> <p data-bbox="676 1123 1018 1156">Word 97 further discloses:</p>

Exhibit C-31

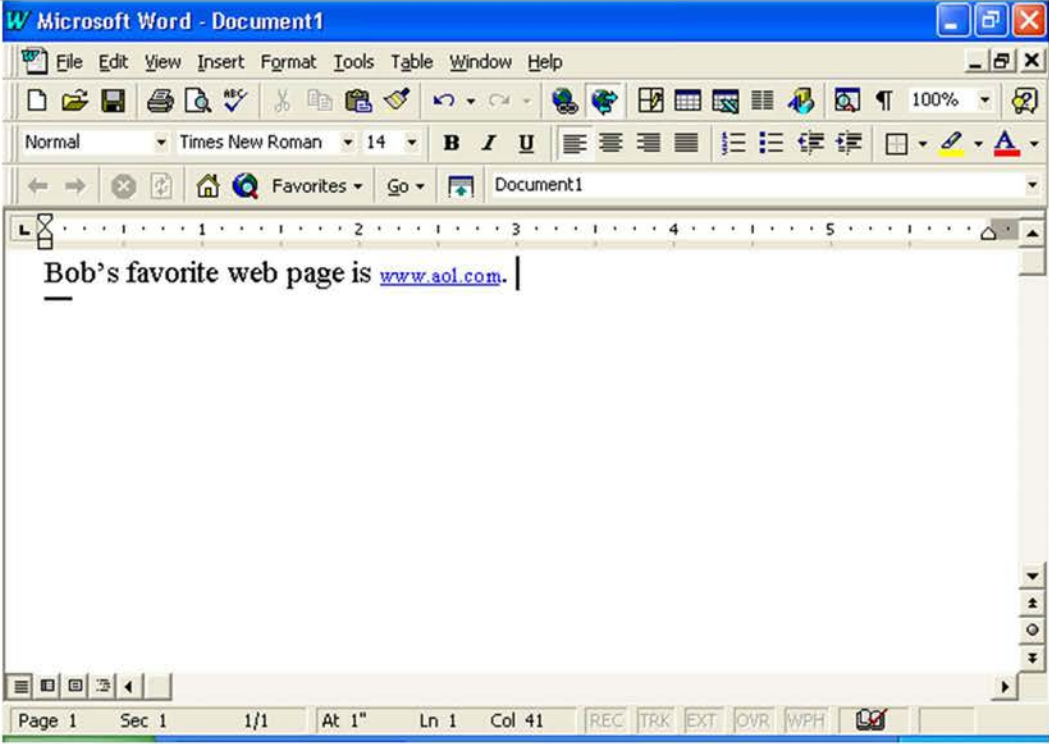
'843 Patent Claims	Disclosure
	 <p>Word 97.</p>
<p>retrieving the first information;</p>	<p>Word 97 discloses this element.</p> <p>For example, the following screenshots highlight aspects of Word 97 functionality that discloses retrieving the first information. Specifically, Word 97 discloses:</p>

Exhibit C-31


'843 Patent Claims	Disclosure
	 <p>The screenshot shows the Microsoft Word 97 interface. The title bar reads "Microsoft Word - Document1". The menu bar includes File, Edit, View, Insert, Format, Tools, Table, Window, and Help. The "Tools" menu is open, displaying the "Spelling and Grammar..." option (F7) as the active selection. Other visible options in the Tools menu include Language, Word Count..., AutoSummarize..., AutoCorrect..., Look Up Reference..., Track Changes, Merge Documents..., Protect Document..., Mail Merge..., Envelopes and Labels..., Letter Wizard..., Macro, Templates and Add-Ins..., Customize..., and Options... The document text area shows "The quick brown fox ju" with a red squiggly line under the word "ju". The status bar at the bottom indicates "Page 1 Sec 1 1/1 At 1" Ln 1 Col 47" and includes icons for REC, TRK, EXT, OVR, WPH, and a red X icon.</p> <p>Word 97.</p> <p>Word 97 further discloses:</p>

Exhibit C-31

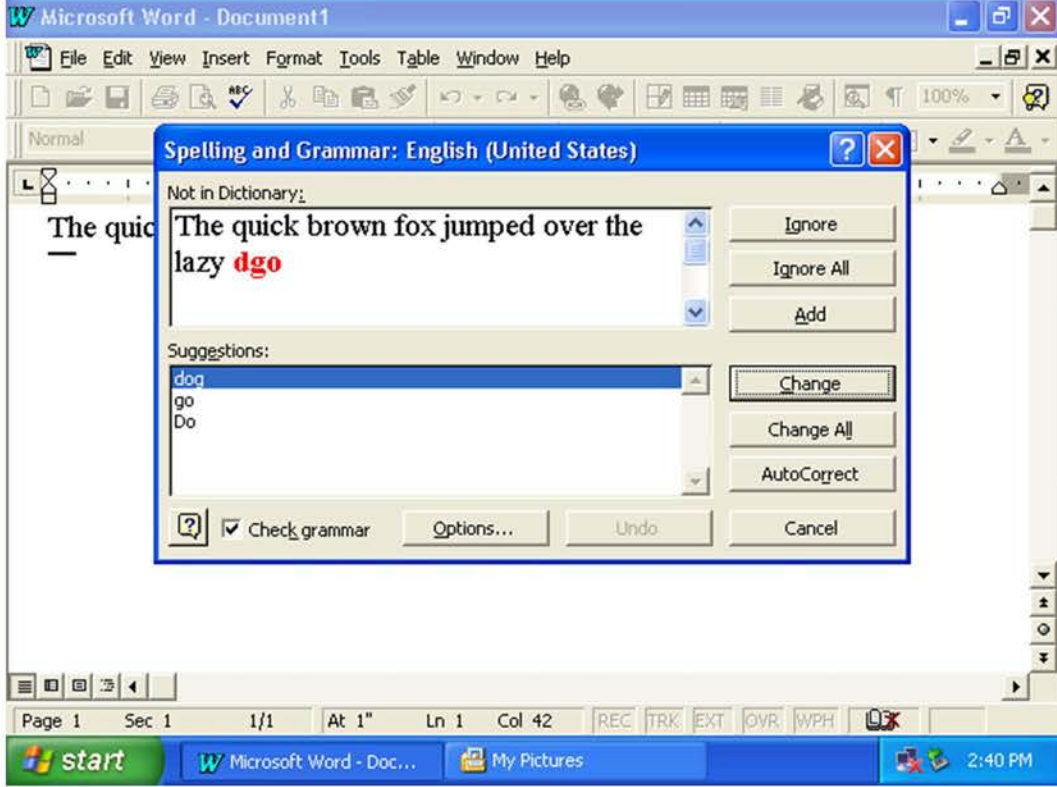
'843 Patent Claims	Disclosure
	 <p>The screenshot shows a Microsoft Word window titled "Microsoft Word - Document1". The menu bar includes File, Edit, View, Insert, Format, Tools, Table, Window, and Help. The ribbon shows the "Normal" style. A "Spelling and Grammar: English (United States)" dialog box is open, displaying the text "The quick brown fox jumped over the lazy dgo". The word "dgo" is highlighted in red. The "Not in Dictionary:" section lists "dgo". The "Suggestions:" section lists "dog", "go", and "Do". The "dog" suggestion is selected. The dialog box has buttons for "Ignore", "Ignore All", "Add", "Change", "Change All", "AutoCorrect", "Check grammar", "Options...", "Undo", and "Cancel". The status bar at the bottom shows "Page 1", "Sec 1", "1/1", "At 1\"", "Ln 1", "Col 42", and "2:40 PM".</p> <p>Word 97.</p> <p>Word 97 further discloses:</p>

Exhibit C-31

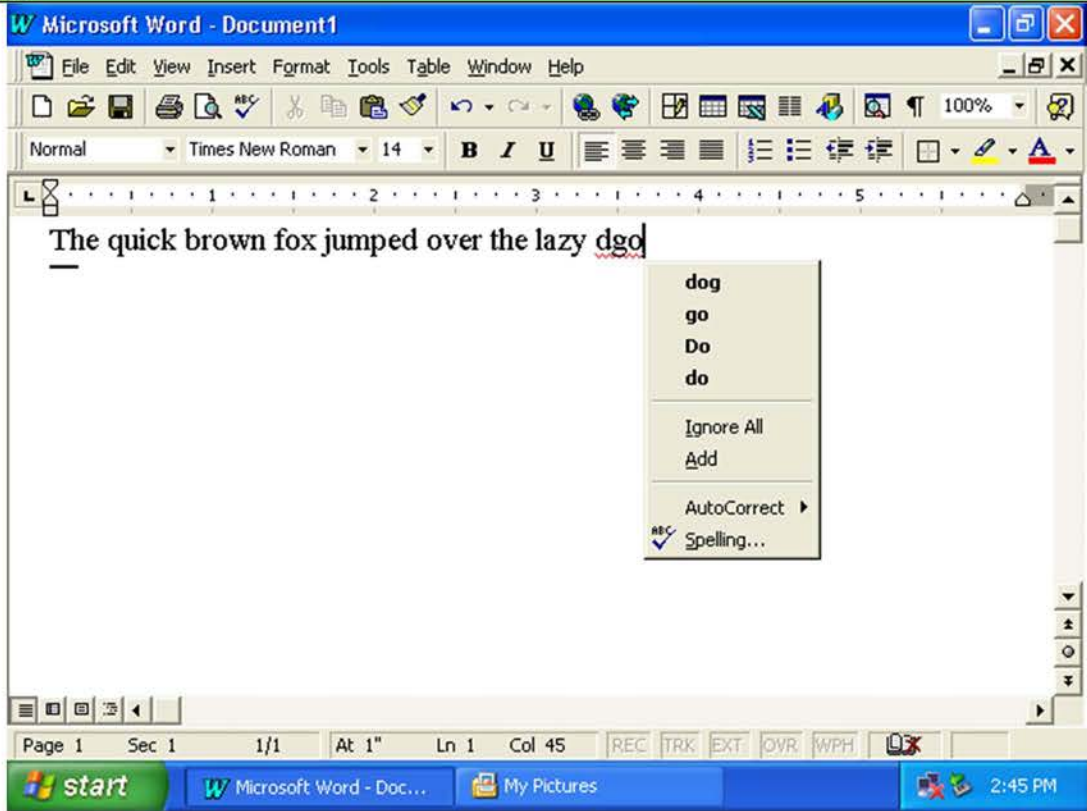
'843 Patent Claims	Disclosure
	 <p>The screenshot shows a Microsoft Word window titled "Microsoft Word - Document1". The menu bar includes File, Edit, View, Insert, Format, Tools, Table, Window, and Help. The toolbar contains various icons for file operations and editing. The status bar at the bottom indicates "Page 1 Sec 1 1/1 At 1" Ln 1 Col 45". The taskbar at the bottom shows the Start button, the Word application, and the My Pictures folder, with the system clock displaying 2:45 PM.</p> <p>The main document area contains the text "The quick brown fox jumped over the lazy dgo". A spelling correction dropdown menu is open over the word "dgo", listing the following options: "dog", "go", "Do", "do", "Ignore All", "Add", "AutoCorrect", and "Spelling...".</p> <p>Word 97.</p> <p>Word 97 further discloses:</p>

Exhibit C-31

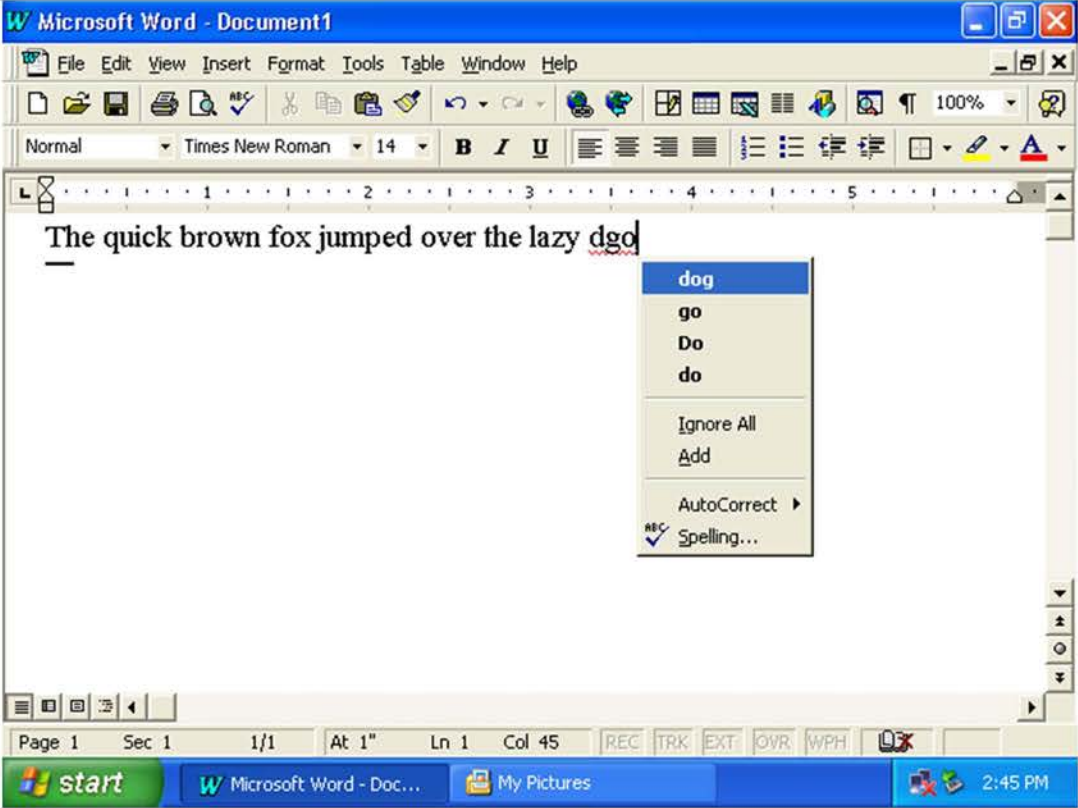
'843 Patent Claims	Disclosure
	 <p>The screenshot shows a Microsoft Word window titled "Microsoft Word - Document1". The menu bar includes File, Edit, View, Insert, Format, Tools, Table, Window, and Help. The ribbon shows the "Normal" style, Times New Roman font, size 14, and bold, italic, and underline options. The text in the document is "The quick brown fox jumped over the lazy dgo". A spelling correction dropdown menu is open over the word "dgo", listing "dog", "go", "Do", and "do". Below these are "Ignore All", "Add", "AutoCorrect", and "Spelling...". The status bar at the bottom shows "Page 1 Sec 1 1/1 At 1" Ln 1 Col 45". The Windows taskbar at the bottom shows the Start button, Microsoft Word, My Pictures, and the time 2:45 PM.</p> <p>Word 97.</p> <p>Word 97 further discloses:</p>

Exhibit C-31

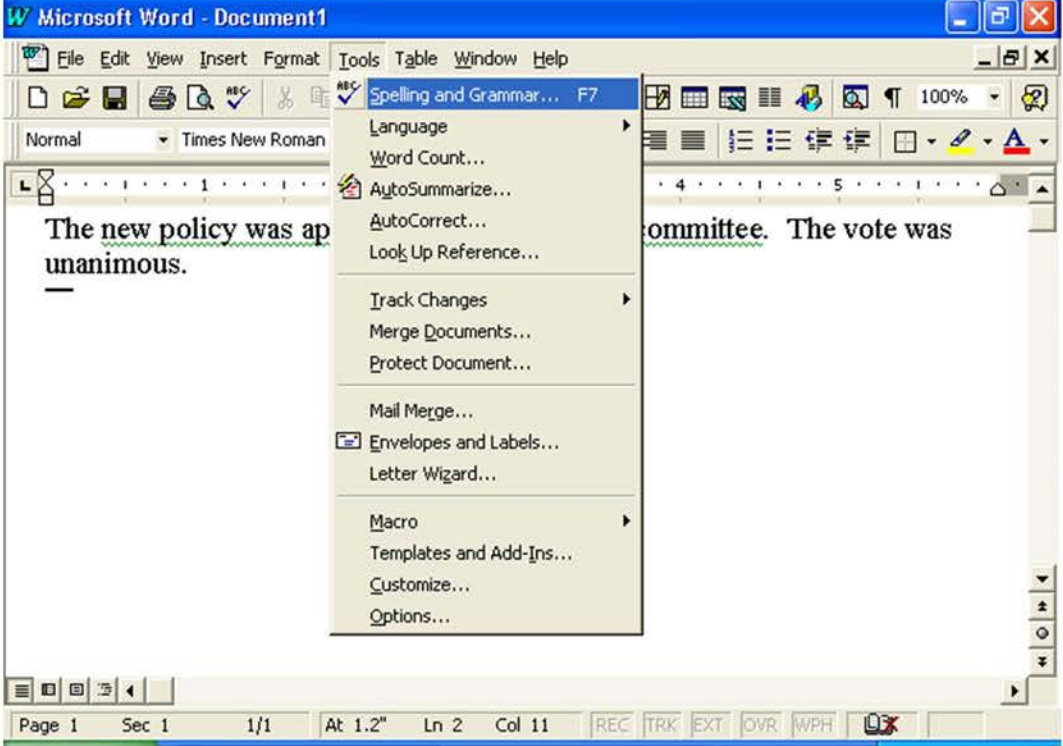
'843 Patent Claims	Disclosure
	 <p>The screenshot shows a Microsoft Word window titled "Microsoft Word - Document1". The "Spelling and Grammar" menu is open, displaying options such as "Language", "Word Count...", "AutoSummarize...", "AutoCorrect...", "Look Up Reference...", "Track Changes", "Merge Documents...", "Protect Document...", "Mail Merge...", "Envelopes and Labels...", "Letter Wizard...", "Macro", "Templates and Add-Ins...", "Customize...", and "Options...". The background text in the document reads "The new policy was ap unanimous." with a red squiggly line under "ap". The status bar at the bottom indicates "Page 1 Sec 1 1/1 At 1.2" Ln 2 Col 11".</p> <p>Word 97.</p> <p>Word 97 further discloses:</p>

Exhibit C-31


'843 Patent Claims	Disclosure
	 <p>Word 97.</p> <p>Word 97 further discloses:</p>

Exhibit C-31

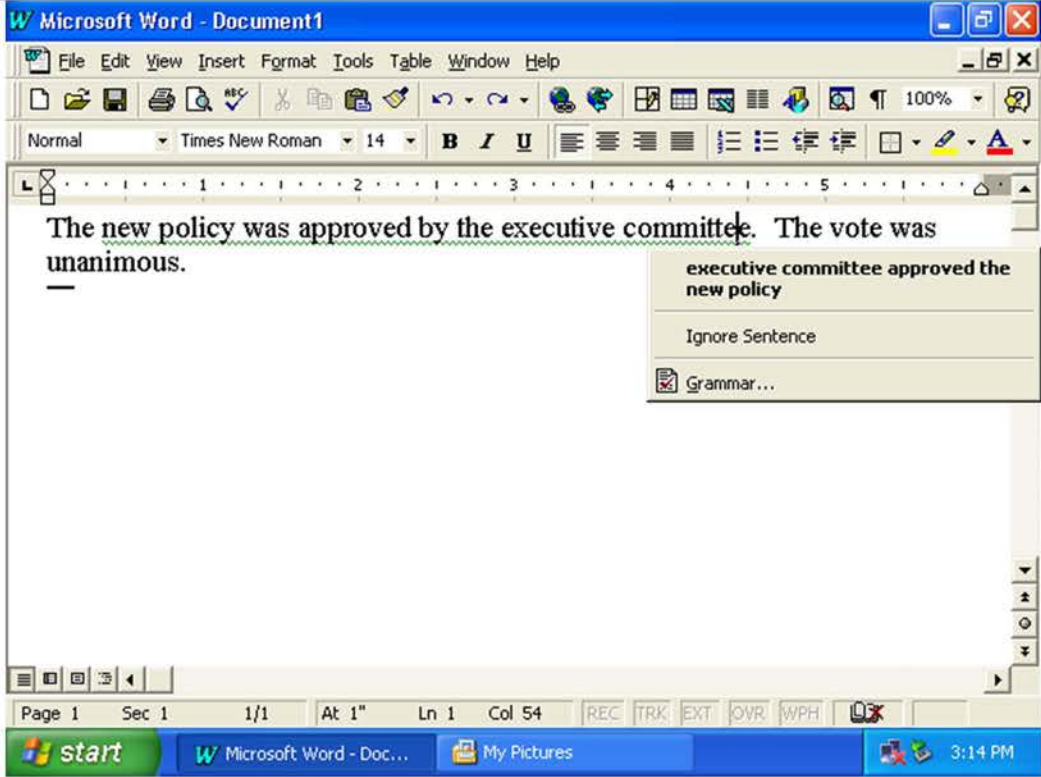
'843 Patent Claims	Disclosure
	 <p>The screenshot shows a Microsoft Word window titled "Microsoft Word - Document1". The menu bar includes File, Edit, View, Insert, Format, Tools, Table, Window, and Help. The ribbon shows the "Normal" style with "Times New Roman" font and size "14". The text in the document is "The new policy was approved by the executive committee. The vote was unanimous." A grammar check tooltip is visible over the period at the end of the first sentence, displaying the error "executive committee approved the new policy" and options to "Ignore Sentence" or "Grammar...". The status bar at the bottom indicates "Page 1 Sec 1 1/1 At 1" Ln 1 Col 54". The Windows taskbar at the bottom shows the Start button, the Word application, and the system clock at 3:14 PM.</p> <p>Word 97.</p> <p>Word 97 further discloses:</p>

Exhibit C-31

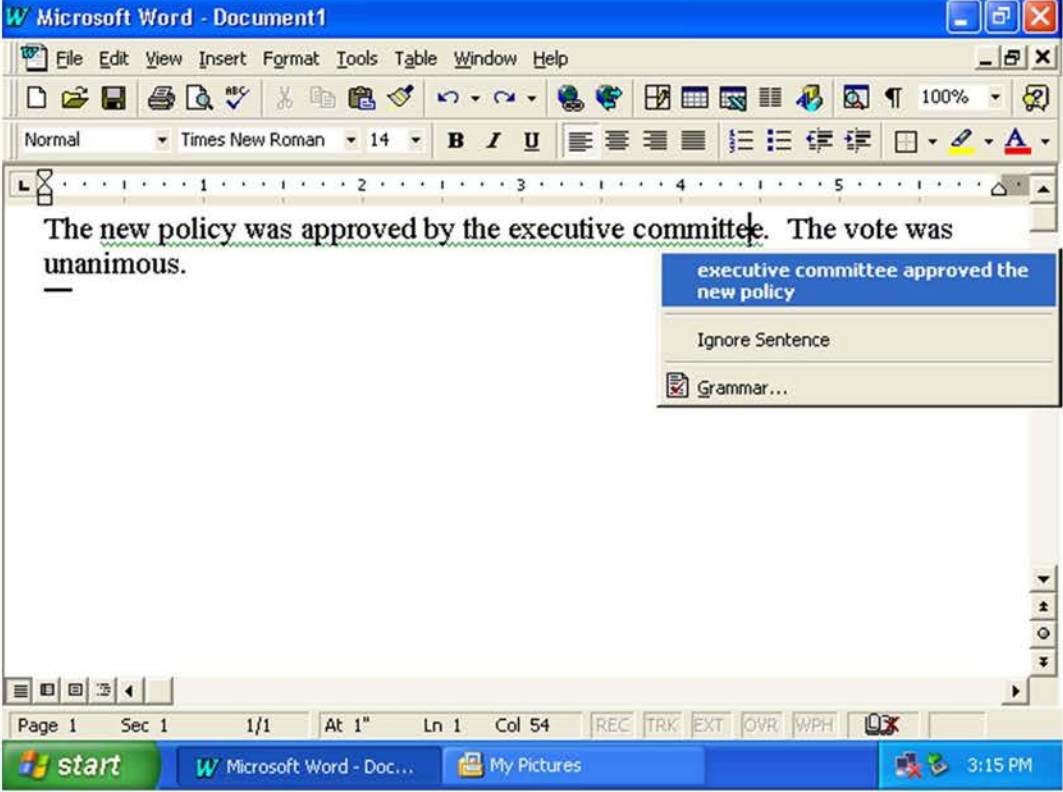
'843 Patent Claims	Disclosure
	 <p>The screenshot shows a Microsoft Word 97 window titled "Microsoft Word - Document1". The menu bar includes File, Edit, View, Insert, Format, Tools, Table, Window, and Help. The toolbar contains various icons for file operations and editing. The status bar at the bottom indicates "Page 1 Sec 1 1/1 At 1" Ln 1 Col 54". The main text area contains the sentence: "The new policy was approved by the executive committee. The vote was unanimous." A red squiggly line is under the word "committee". A context menu is open over this word, showing the error "executive committee approved the new policy" and options "Ignore Sentence" and "Grammar...".</p> <p>Word 97.</p> <p>Word 97 further discloses:</p>

Exhibit C-31

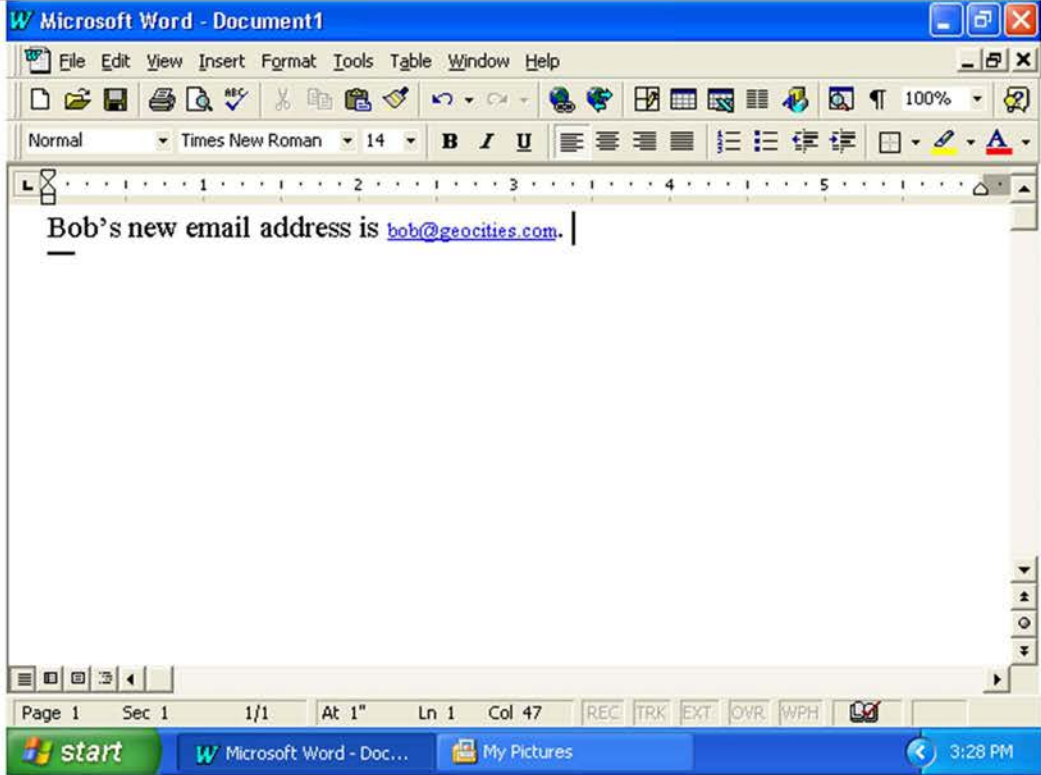
'843 Patent Claims	Disclosure
	 <p data-bbox="674 1075 800 1108">Word 97.</p> <p data-bbox="674 1149 1016 1182">Word 97 further discloses:</p>

Exhibit C-31

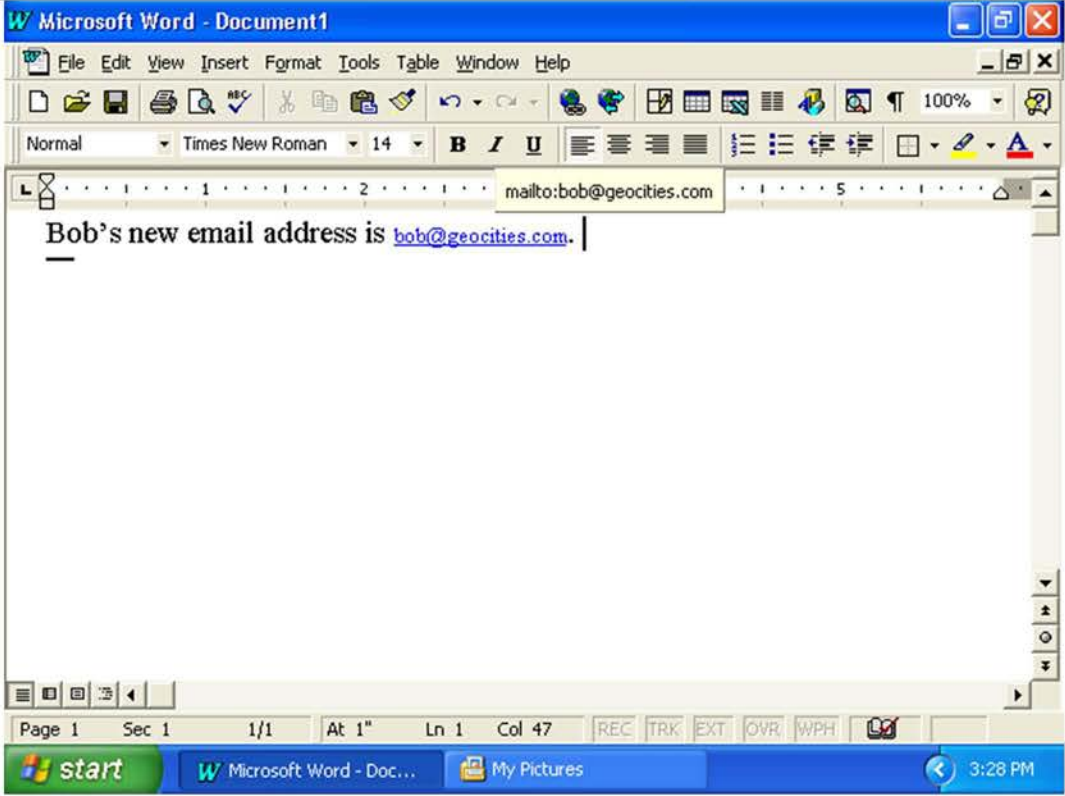
'843 Patent Claims	Disclosure
	 <p>The screenshot shows a Microsoft Word 97 window titled "Microsoft Word - Document1". The menu bar includes File, Edit, View, Insert, Format, Tools, Table, Window, and Help. The toolbar contains various icons for file operations and editing. The status bar at the bottom indicates "Page 1", "Sec 1", "1/1", "At 1\"", "Ln 1", "Col 47", and "3:28 PM". The main text area contains the sentence "Bob's new email address is bob@geocities.com." with a cursor at the end of the line. A tooltip above the email address displays "mailto:bob@geocities.com".</p> <p>Word 97.</p> <p>Word 97 further discloses:</p>

Exhibit C-31

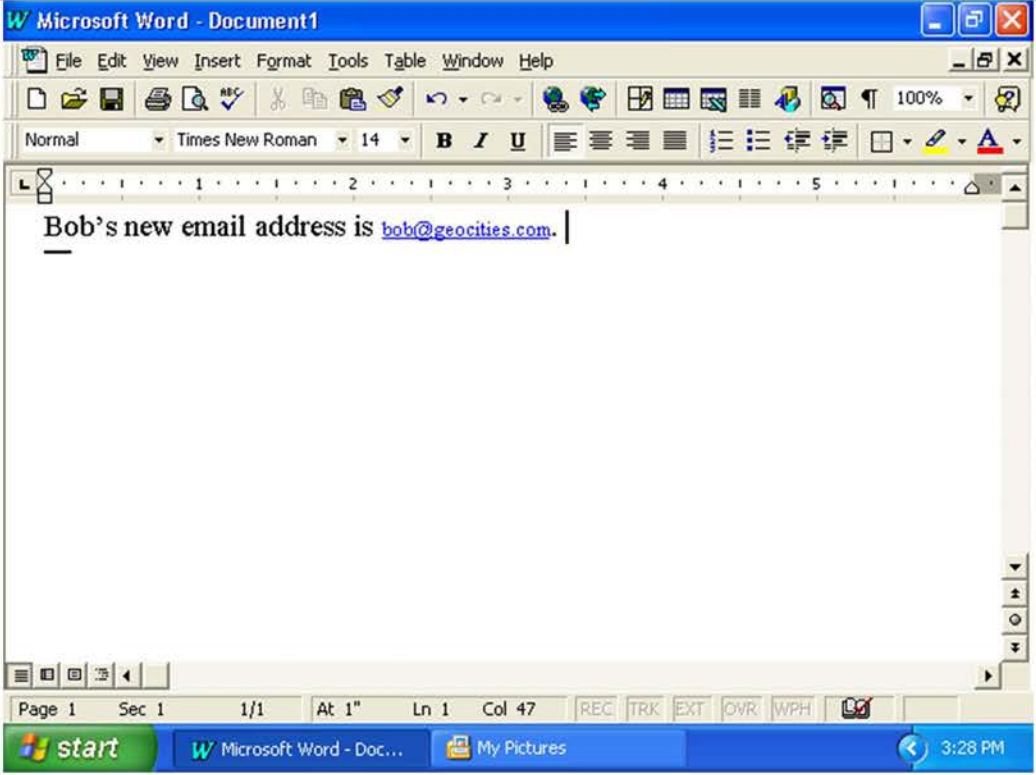
'843 Patent Claims	Disclosure
	 <p data-bbox="674 1032 808 1065">Word 97.</p> <p data-bbox="674 1106 1018 1139">Word 97 further discloses:</p>

Exhibit C-31

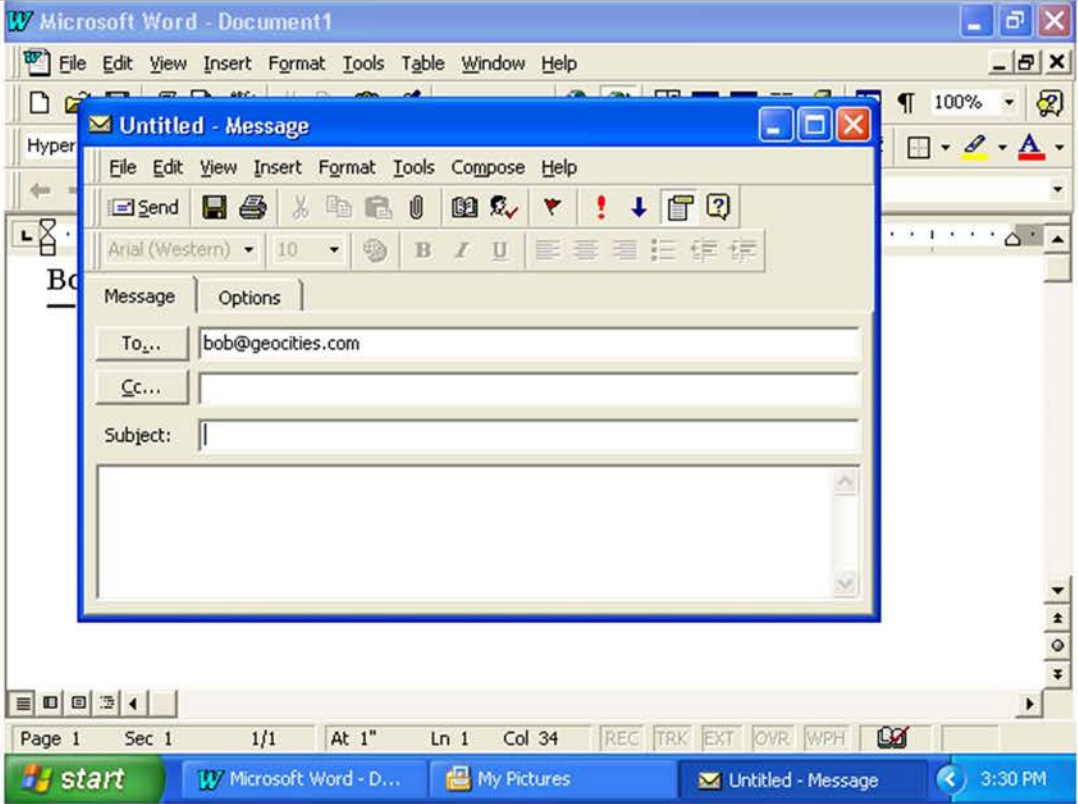
'843 Patent Claims	Disclosure
	 <p>The screenshot shows a Microsoft Word 97 window titled "Microsoft Word - Document1" with a menu bar (File, Edit, View, Insert, Format, Tools, Table, Window, Help) and a toolbar. An "Untitled - Message" window is open in the foreground, also with a menu bar (File, Edit, View, Insert, Format, Tools, Compose, Help) and a toolbar. The message window has fields for "To..." (bob@geocities.com), "Cc...", and "Subject:". The Word window's status bar at the bottom shows "Page 1 Sec 1 1/1 At 1" Ln 1 Col 34" and a taskbar with "start", "Microsoft Word - D...", "My Pictures", "Untitled - Message", and "3:30 PM".</p> <p>Word 97.</p> <p>Word 97 further discloses:</p>

Exhibit C-31

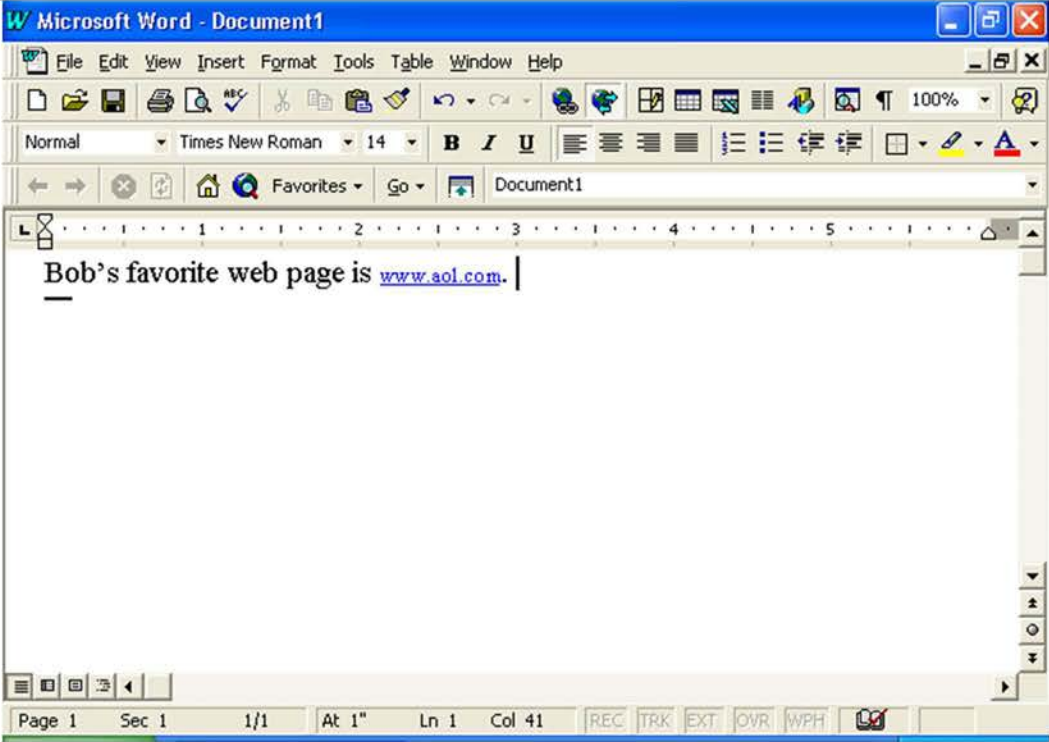
'843 Patent Claims	Disclosure
	 <p>Word 97.</p> <p>Word 97 further discloses:</p>

Exhibit C-31

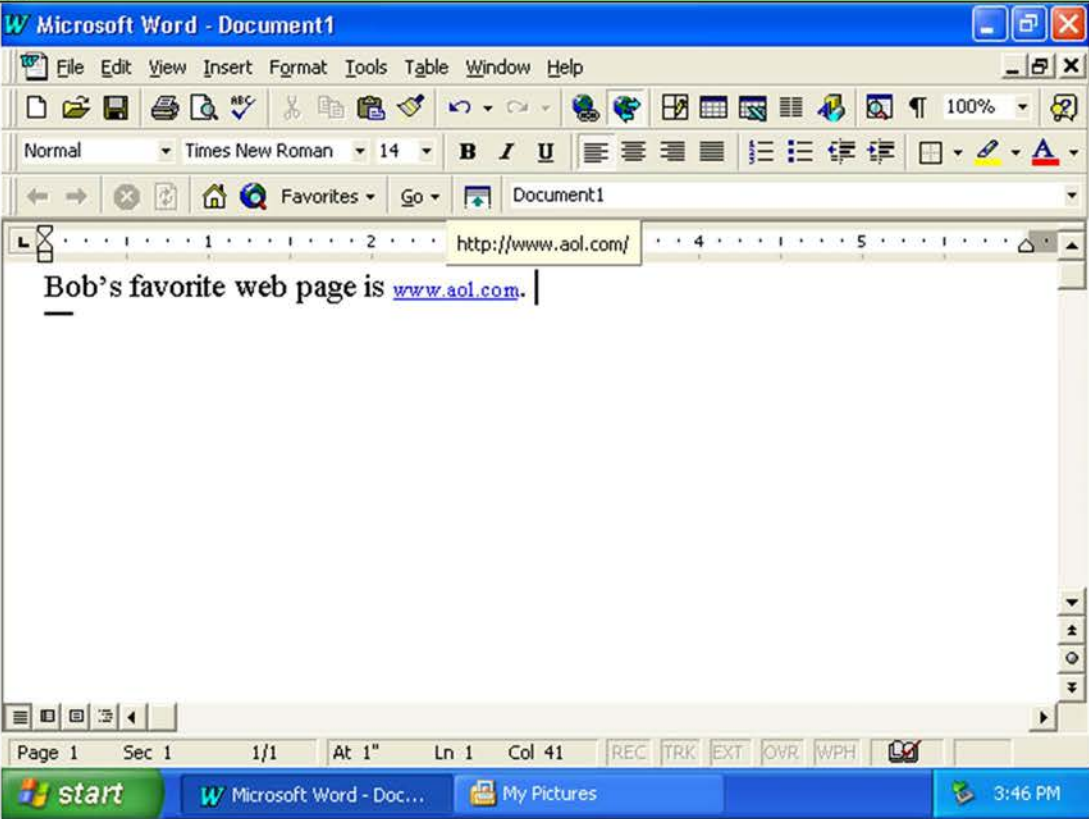
'843 Patent Claims	Disclosure
	 <p>Word 97.</p> <p>Word 97 further discloses:</p>

Exhibit C-31

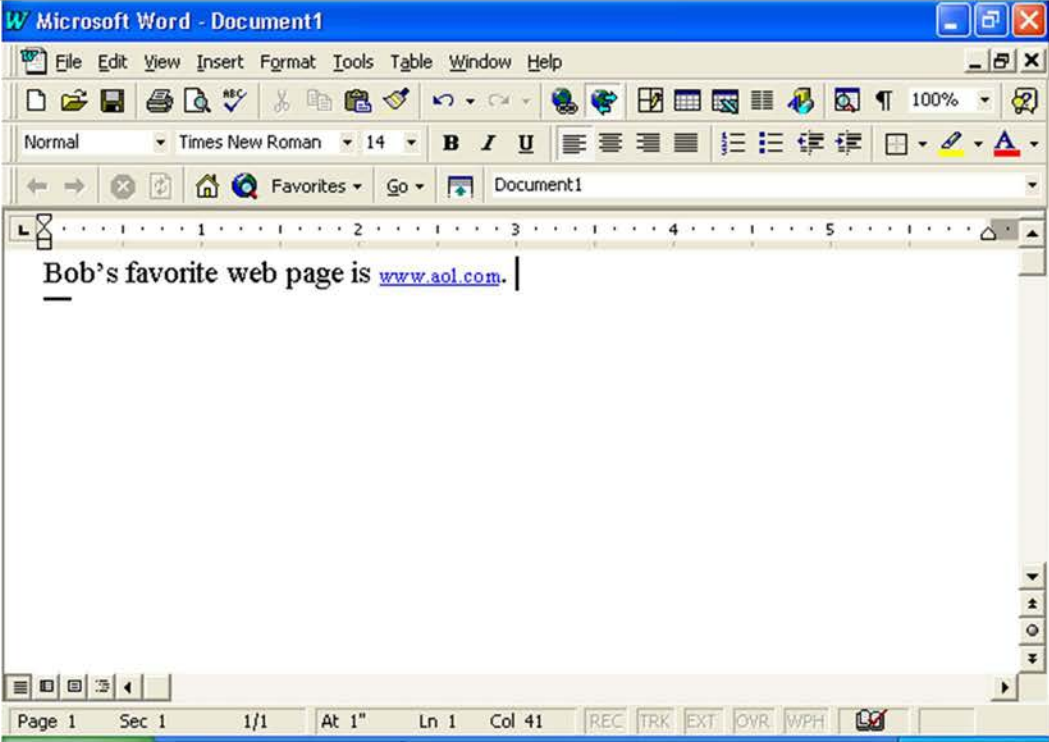
'843 Patent Claims	Disclosure
	 <p data-bbox="674 1045 802 1075">Word 97.</p> <p data-bbox="674 1120 1018 1149">Word 97 further discloses:</p>

Exhibit C-31

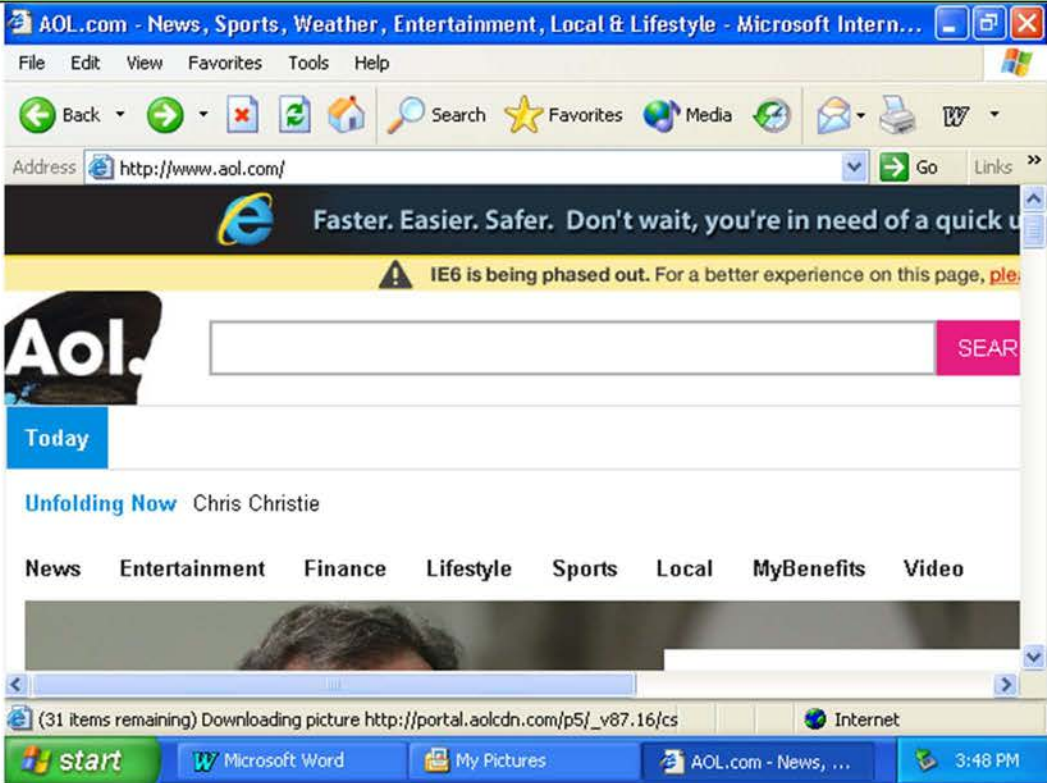
'843 Patent Claims	Disclosure
	 <p>Word 97.</p>
<p>providing an input device, configured by the first computer program, that allows a user to enter a user command to initiate an operation, the operation comprising (i) performing a search using at least part of the first information as a search term in order to find the</p>	<p>Word 97 discloses this element.</p> <p>For example, the following screenshots highlight aspects of Word 97 functionality that discloses providing an input device, configured by the first computer program, that allows a user to enter a user command to initiate an operation, the operation comprising (i) performing a search using at least part of the first information as a search term in order to find the second information, of a specific type or types, associated with the search term in an information source external to the document, wherein the specific type or types of second information is dependent at least in part on the type or types of the</p>

Exhibit C-31

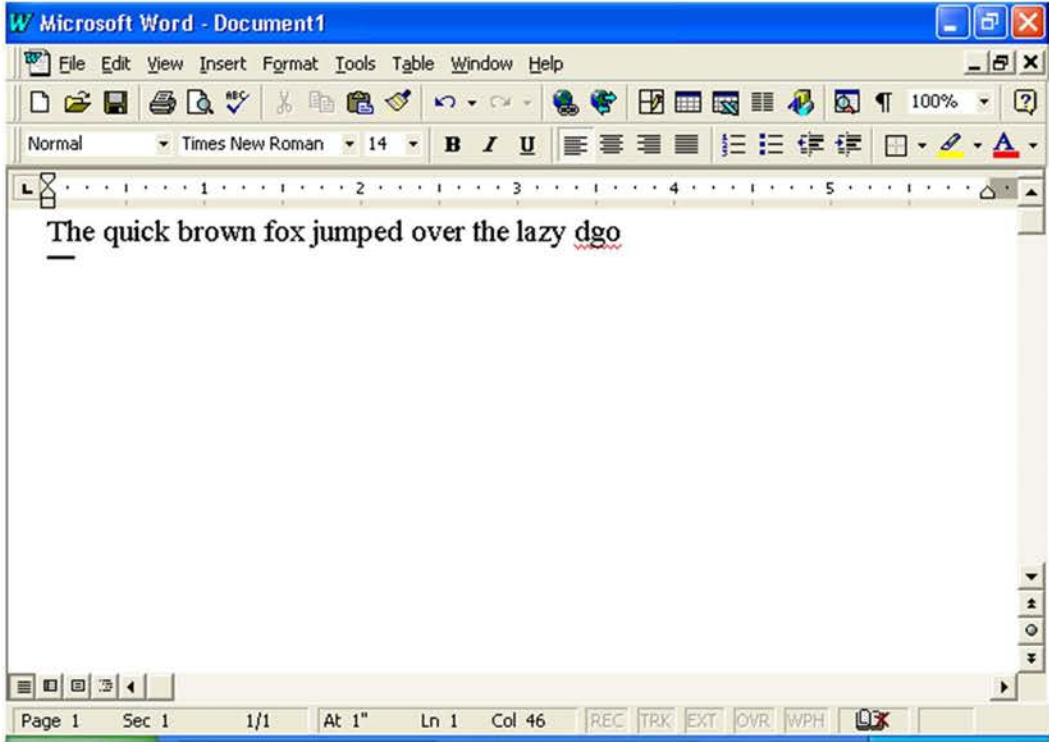
'843 Patent Claims	Disclosure
<p>second information, of a specific type or types, associated with the search term in an information source external to the document, wherein the specific type or types of second information is dependent at least in part on the type or types of the first information, and (ii) performing an action using at least part of the second information;</p>	<p>first information, and (ii) performing an action using at least part of the second information. Specifically, Word 97 discloses:</p> <p>Word 97 further discloses:</p>  <p>The screenshot shows a Microsoft Word window titled 'Microsoft Word - Document1'. The menu bar includes File, Edit, View, Insert, Format, Tools, Table, Window, and Help. The toolbar contains various icons for file operations and editing. The status bar at the bottom indicates 'Page 1', 'Sec 1', '1/1', 'At 1"', 'Ln 1', 'Col 46', and several status indicators (REC, TRK, EXT, OVR, WPH, and a red X icon).</p> <p>Word 97.</p> <p>Word 97 further discloses:</p>

Exhibit C-31

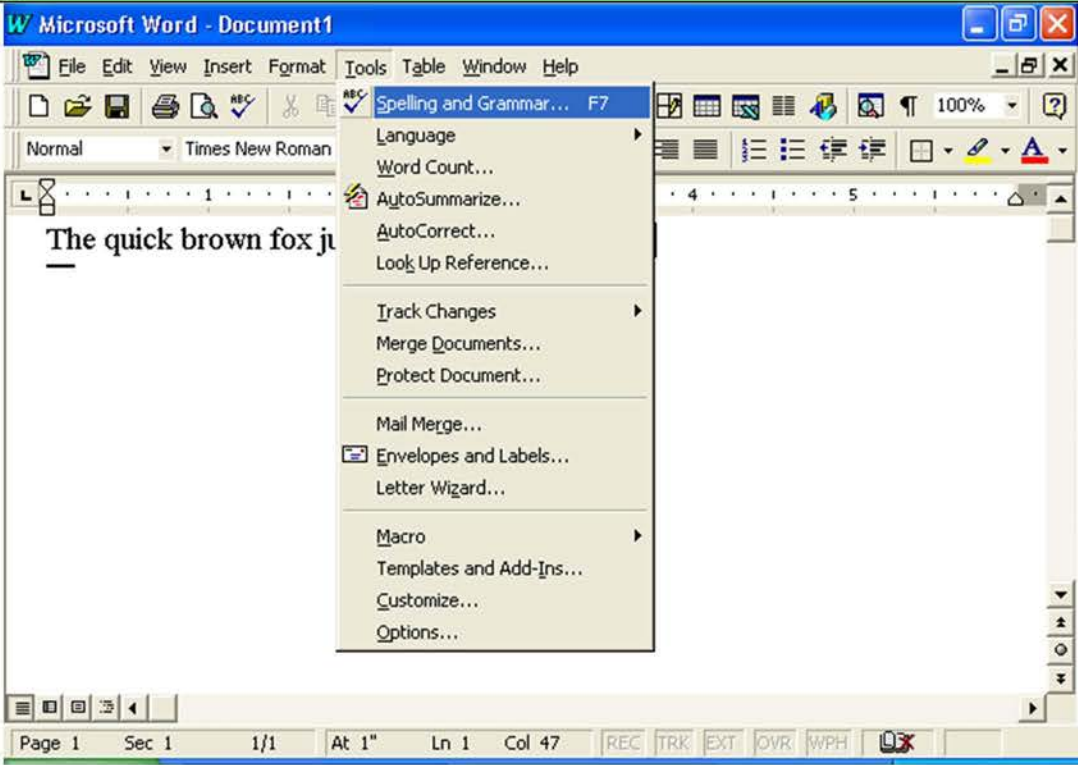
'843 Patent Claims	Disclosure
	 <p data-bbox="680 1063 800 1096">Word 97.</p> <p data-bbox="680 1138 1020 1171">Word 97 further discloses:</p>

Exhibit C-31

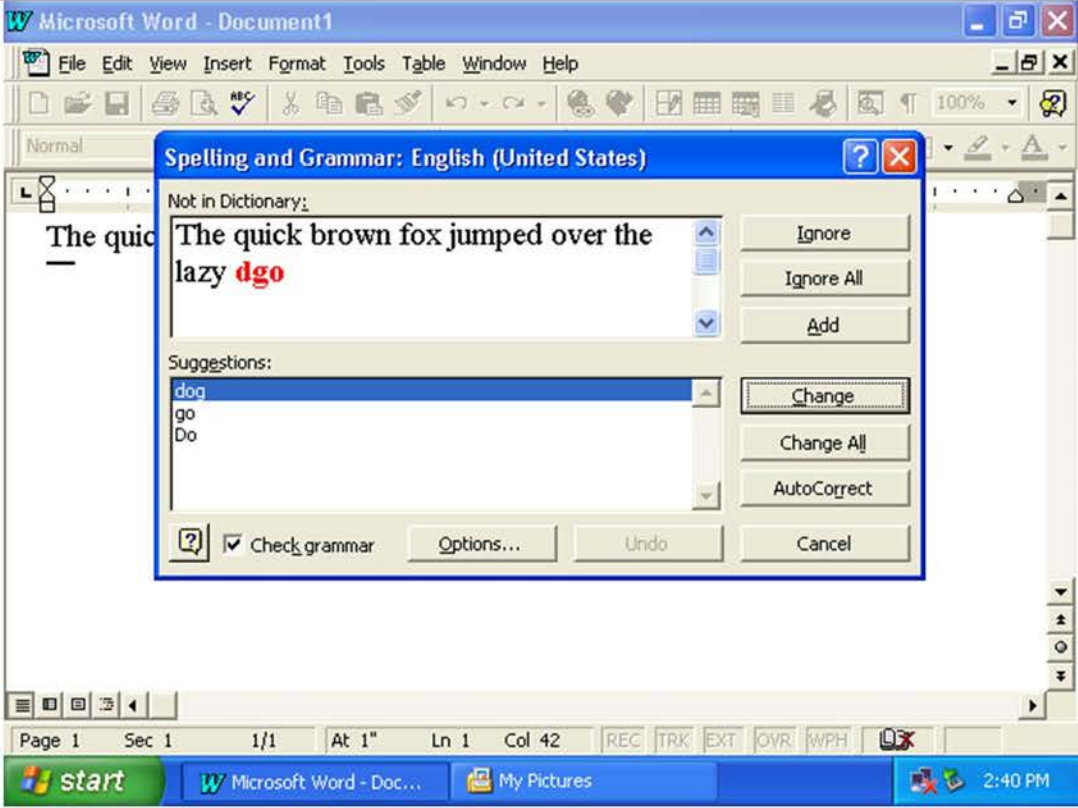
'843 Patent Claims	Disclosure
	 <p>The screenshot shows a Microsoft Word window titled "Microsoft Word - Document1". The menu bar includes File, Edit, View, Insert, Format, Tools, Table, Window, and Help. The ribbon shows the "Normal" style. A "Spelling and Grammar: English (United States)" dialog box is open, displaying the text "The quick brown fox jumped over the lazy dgo". The word "dgo" is highlighted in red. The "Not in Dictionary:" section lists "dgo". The "Suggestions:" section lists "dog", "go", and "Do". The "dog" suggestion is selected. Buttons for "Ignore", "Ignore All", "Add", "Change", "Change All", "AutoCorrect", "Check grammar", "Options...", "Undo", and "Cancel" are visible. The status bar at the bottom shows "Page 1 Sec 1 1/1 At 1" Ln 1 Col 42". The Windows taskbar at the bottom shows the Start button, Microsoft Word, My Pictures, and the time 2:40 PM.</p> <p>Word 97.</p> <p>Word 97 further discloses:</p>

Exhibit C-31

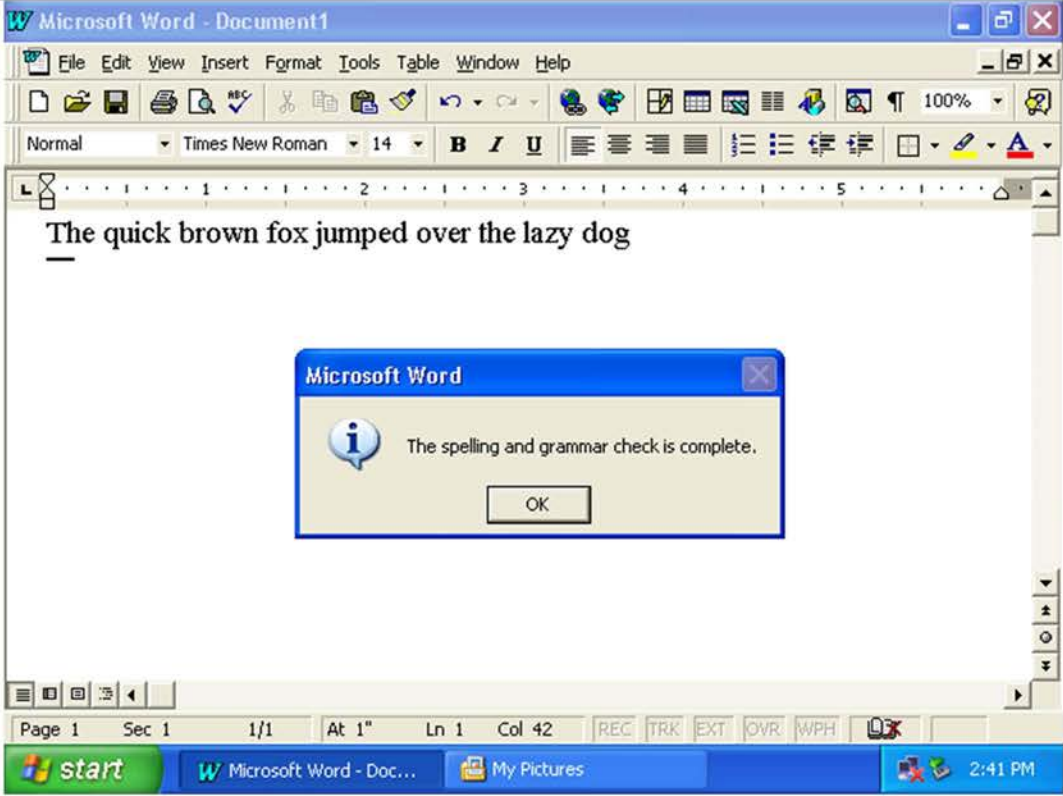
'843 Patent Claims	Disclosure
	 <p>The screenshot displays the Microsoft Word 97 interface. The main window shows a document titled "Microsoft Word - Document1" with the text "The quick brown fox jumped over the lazy dog" on the first line. A dialog box titled "Microsoft Word" is centered on the screen, containing an information icon and the message "The spelling and grammar check is complete." with an "OK" button. The status bar at the bottom indicates "Page 1 Sec 1 1/1 At 1" Ln 1 Col 42". The Windows taskbar at the bottom shows the "start" button, the Microsoft Word application, and the system clock at 2:41 PM.</p> <p>Word 97.</p> <p>Word 97 further discloses:</p>

Exhibit C-31

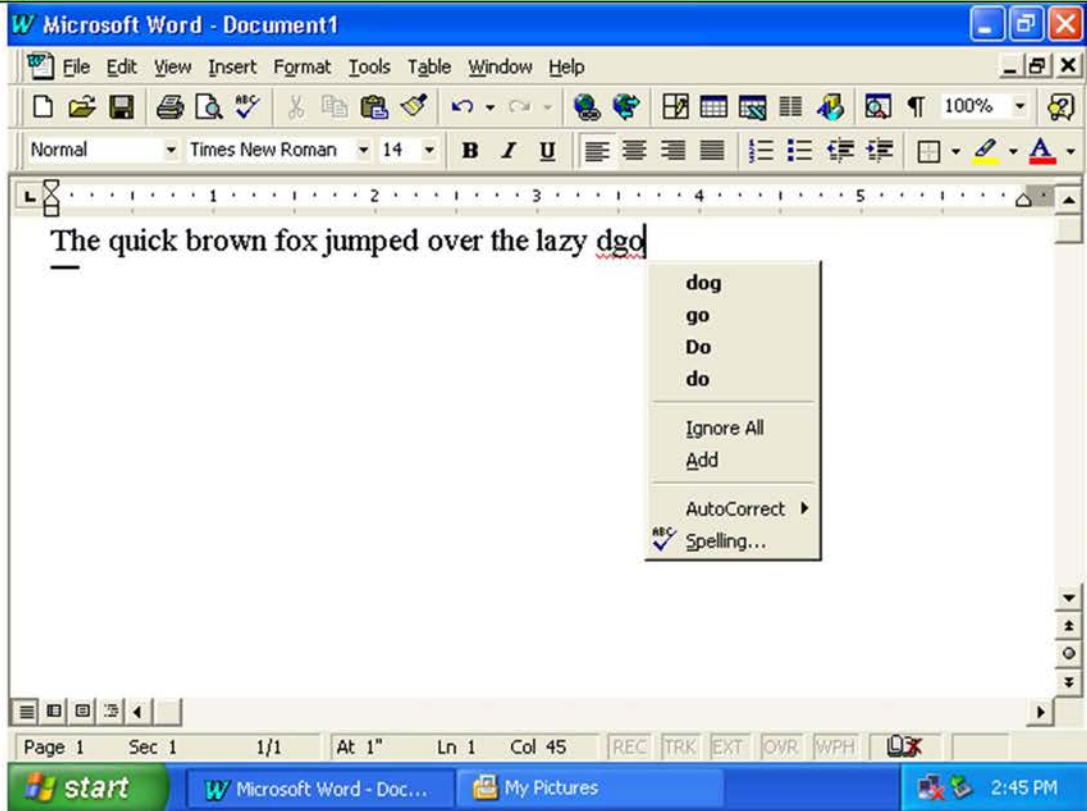
'843 Patent Claims	Disclosure
	 <p>The screenshot shows a Microsoft Word 97 window titled "Microsoft Word - Document1". The menu bar includes File, Edit, View, Insert, Format, Tools, Table, Window, and Help. The toolbar contains various icons for file operations and editing. The status bar at the bottom indicates "Page 1 Sec 1 1/1 At 1" Ln 1 Col 45". The taskbar shows the Start button and open applications: Microsoft Word - Doc... and My Pictures. The time is 2:45 PM.</p> <p>The document text is "The quick brown fox jumped over the lazy dgo". A spelling correction dropdown menu is open over the word "dgo", listing suggestions: "dog", "go", "Do", and "do". Below these are options: "Ignore All", "Add", "AutoCorrect", and "Spelling...".</p> <p>Word 97.</p> <p>Word 97 further discloses:</p>

Exhibit C-31

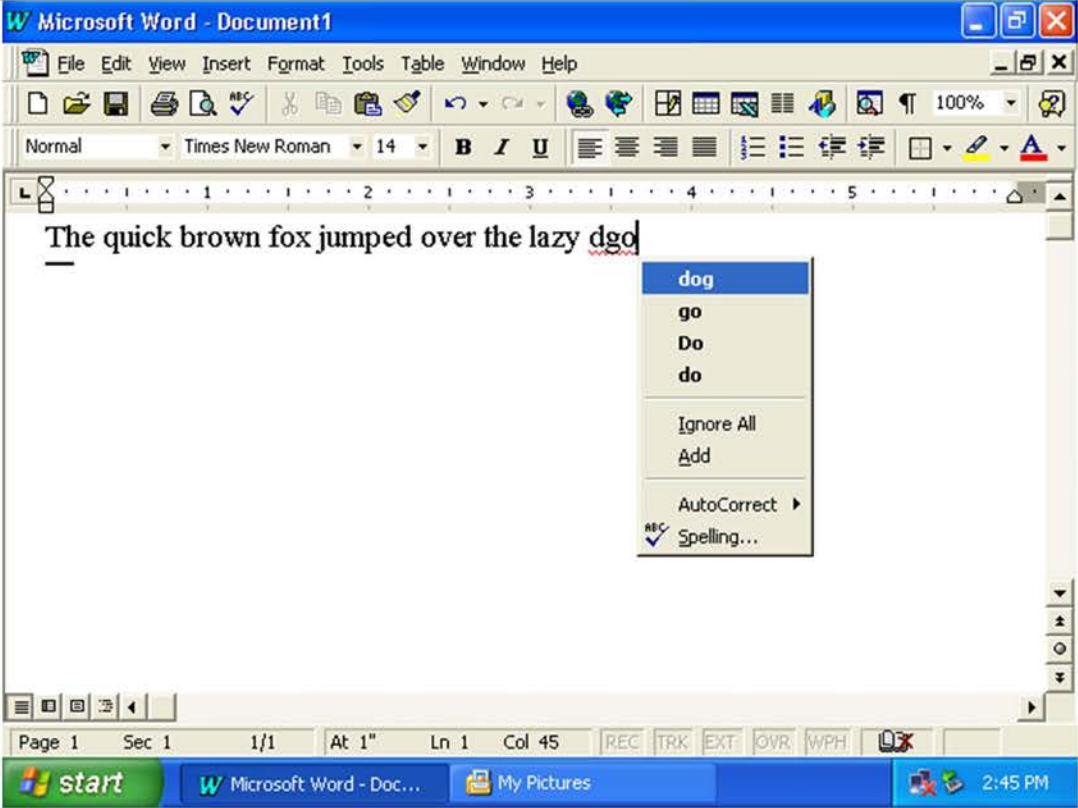
'843 Patent Claims	Disclosure
	 <p>The screenshot shows a Microsoft Word window titled "Microsoft Word - Document1". The menu bar includes File, Edit, View, Insert, Format, Tools, Table, Window, and Help. The toolbar contains various icons for file operations and editing. The status bar at the bottom indicates "Page 1 Sec 1 1/1 At 1" Ln 1 Col 45". The taskbar at the bottom shows the Windows Start button, the Microsoft Word application, and the My Pictures folder, with the system clock showing 2:45 PM.</p> <p>The main document area contains the text "The quick brown fox jumped over the lazy dgo". A red squiggly line is under the word "dgo", and a spelling correction menu is open. The menu lists the following options: "dog" (highlighted), "go", "Do", "do", "Ignore All", "Add", "AutoCorrect", and "Spelling...".</p> <p>Word 97.</p> <p>Word 97 further discloses:</p>

Exhibit C-31

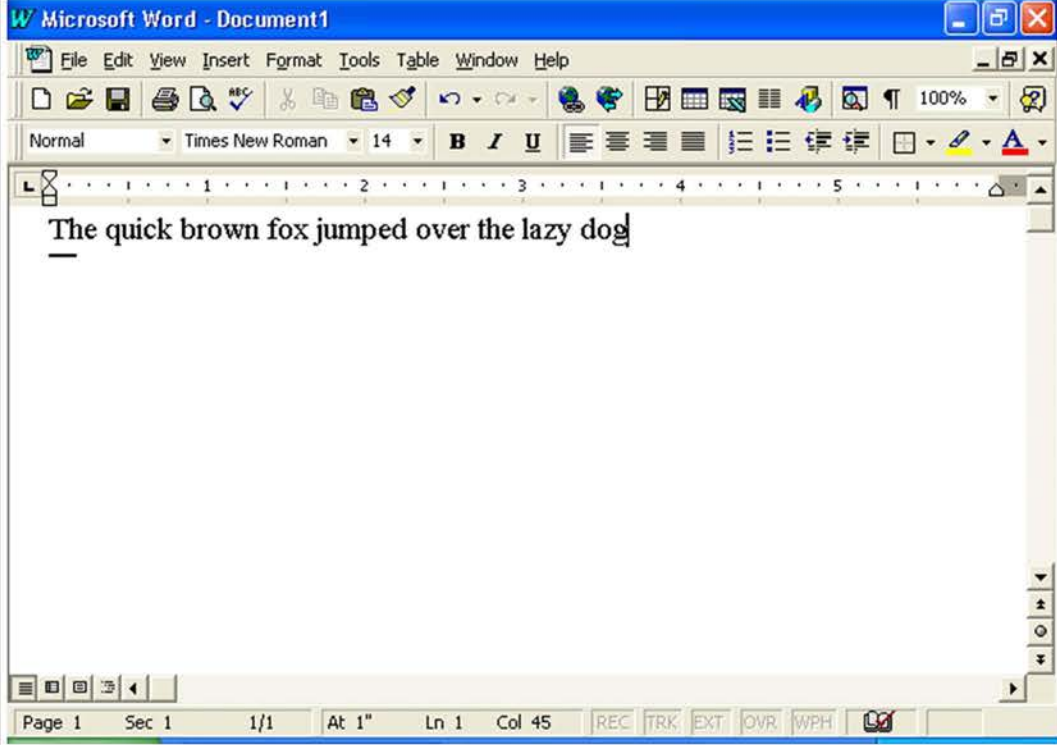
'843 Patent Claims	Disclosure
	 <p>The screenshot shows a Microsoft Word 97 window titled "Microsoft Word - Document1". The menu bar includes File, Edit, View, Insert, Format, Tools, Table, Window, and Help. The toolbar contains various icons for file operations and editing. The font settings are set to Normal, Times New Roman, size 14. The text "The quick brown fox jumped over the lazy dog" is displayed in the document area. The status bar at the bottom shows "Page 1 Sec 1 1/1 At 1" Ln 1 Col 45" and several status indicators (REC, TRK, EXT, OVR, WPH).</p> <p>Word 97.</p> <p>Word 97 further discloses:</p>

Exhibit C-31

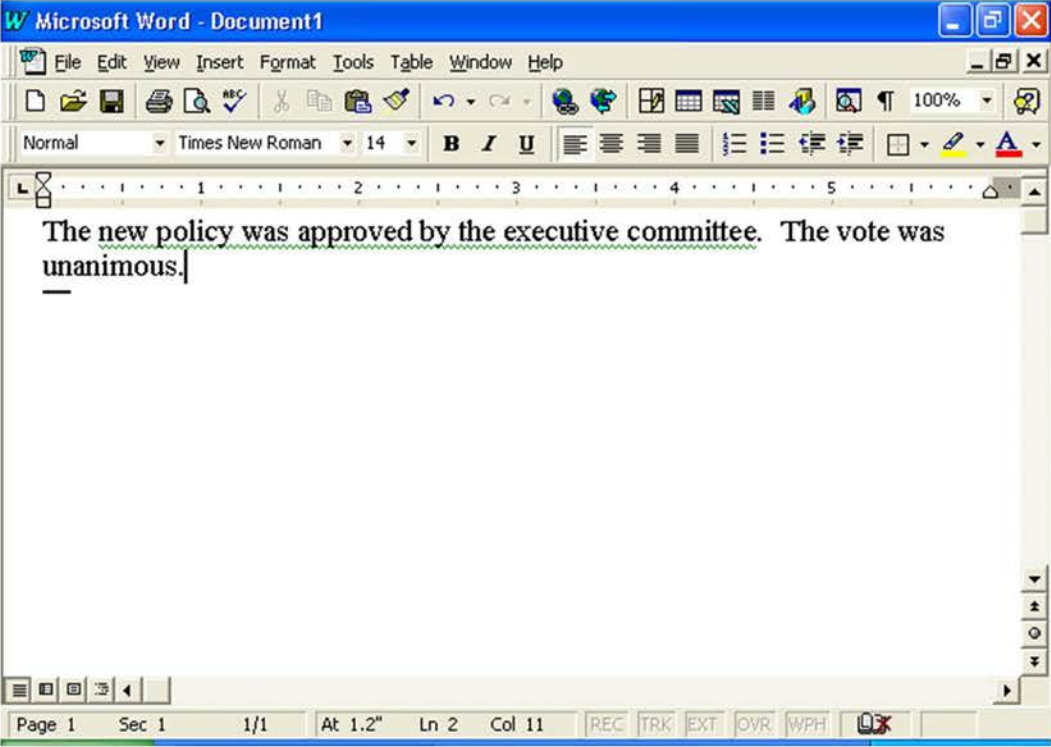
'843 Patent Claims	Disclosure
	 <p data-bbox="674 1012 802 1045">Word 97.</p> <p data-bbox="674 1087 1018 1120">Word 97 further discloses:</p>

Exhibit C-31

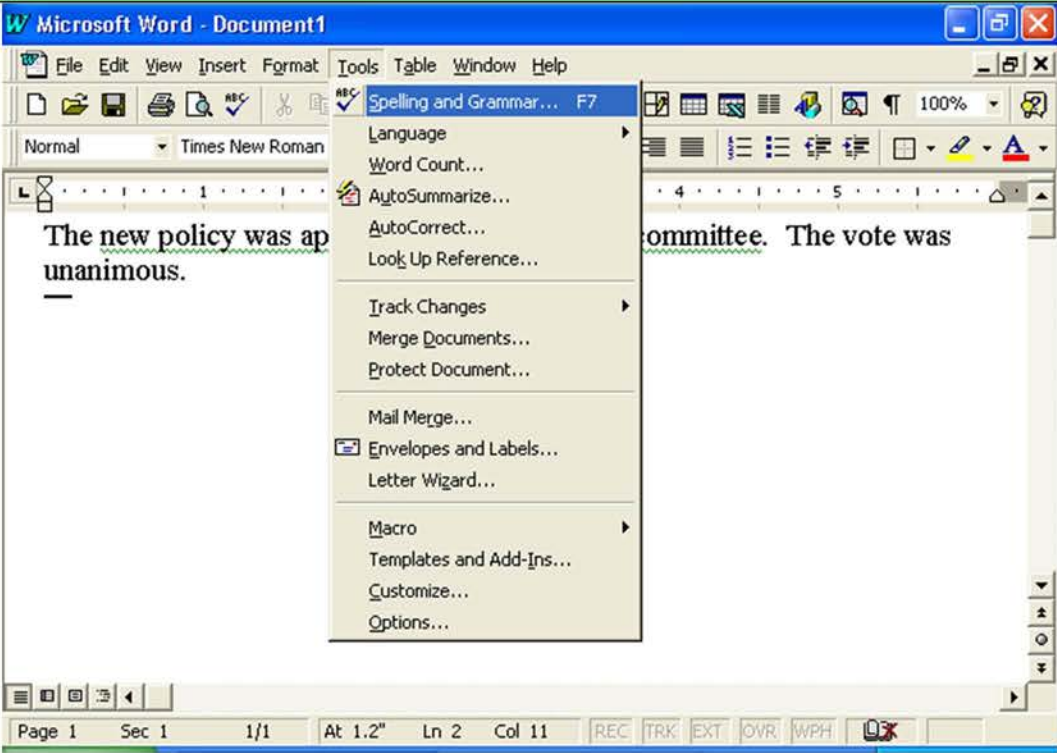
'843 Patent Claims	Disclosure
	 <p>The screenshot shows a Microsoft Word window titled "Microsoft Word - Document1". The "Tools" menu is open, and the "Spelling and Grammar" option is selected. The menu items include: Spelling and Grammar... F7, Language, Word Count..., AutoSummarize..., AutoCorrect..., Look Up Reference..., Track Changes, Merge Documents..., Protect Document..., Mail Merge..., Envelopes and Labels..., Letter Wizard..., Macro, Templates and Add-Ins..., Customize..., and Options... The document text visible includes "The new policy was ap unanimous." and "committee. The vote was". The status bar at the bottom indicates "Page 1 Sec 1 1/1 At 1.2" Ln 2 Col 11".</p> <p>Word 97.</p> <p>Word 97 further discloses:</p>

Exhibit C-31

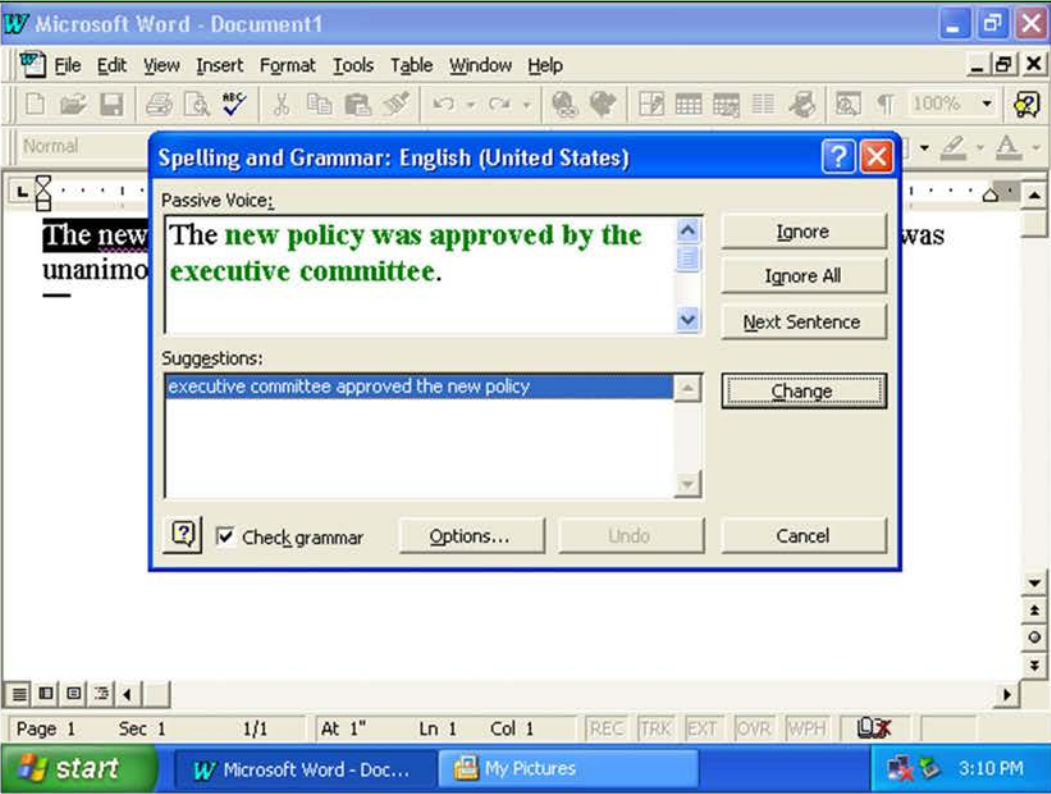
'843 Patent Claims	Disclosure
	 <p>Word 97.</p> <p>Word 97 further discloses:</p>

Exhibit C-31

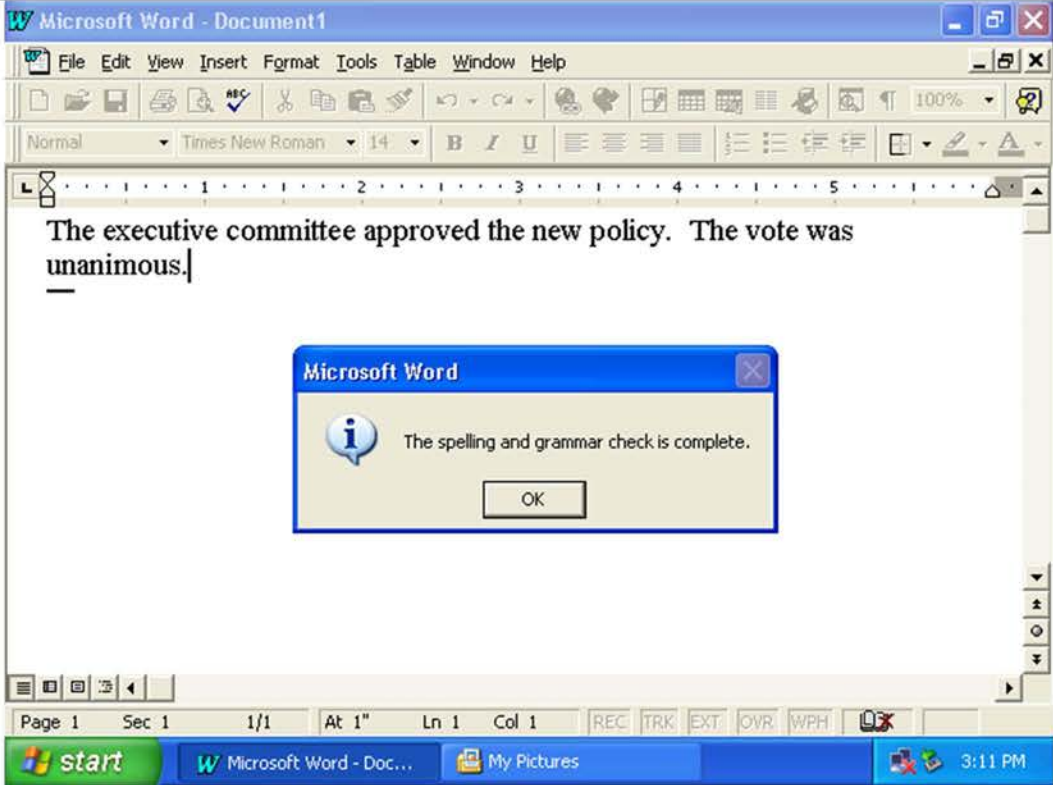
'843 Patent Claims	Disclosure
	 <p>Word 97.</p> <p>Word 97 further discloses:</p>

Exhibit C-31

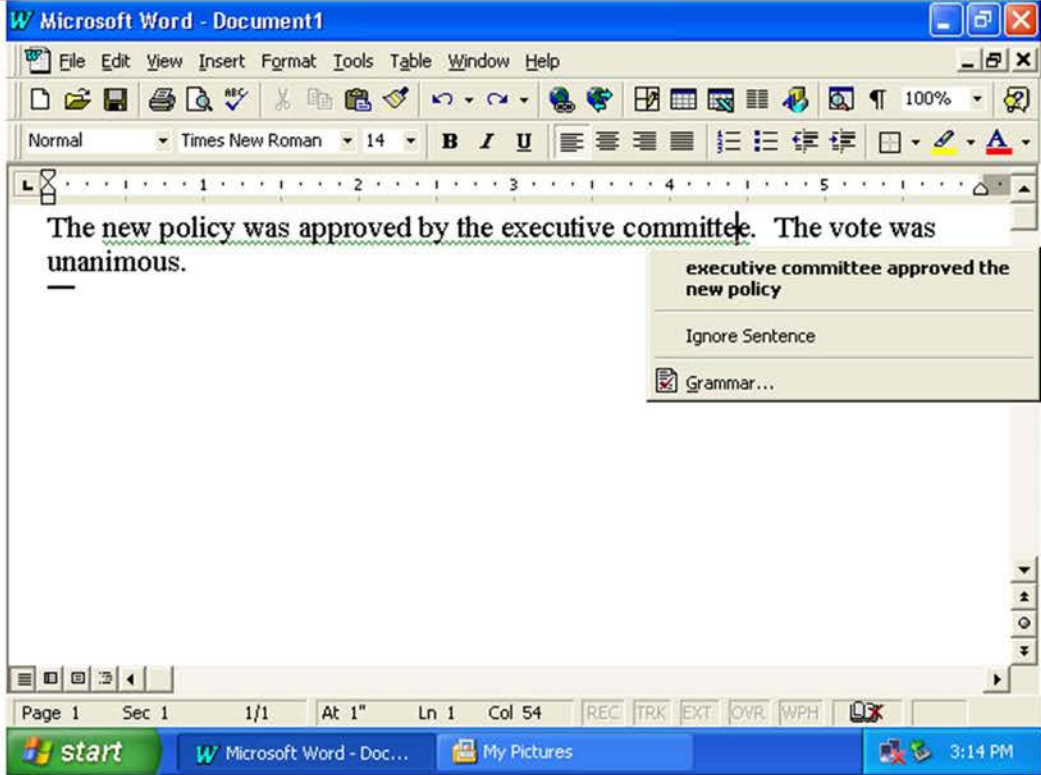
'843 Patent Claims	Disclosure
	 <p>The screenshot shows a Microsoft Word window titled "Microsoft Word - Document1". The menu bar includes File, Edit, View, Insert, Format, Tools, Table, Window, and Help. The ribbon shows the "Normal" style with Times New Roman font, size 14. The text in the document is "The new policy was approved by the executive committee. The vote was unanimous." A grammar check tooltip is visible over the period at the end of the first sentence, displaying the error "executive committee approved the new policy" and options to "Ignore Sentence" or "Grammar...". The status bar at the bottom indicates "Page 1 Sec 1 1/1 At 1" Ln 1 Col 54". The Windows taskbar at the bottom shows the Start button, the Word application, and the My Pictures folder, with the time 3:14 PM.</p> <p>Word 97.</p> <p>Word 97 further discloses:</p>

Exhibit C-31

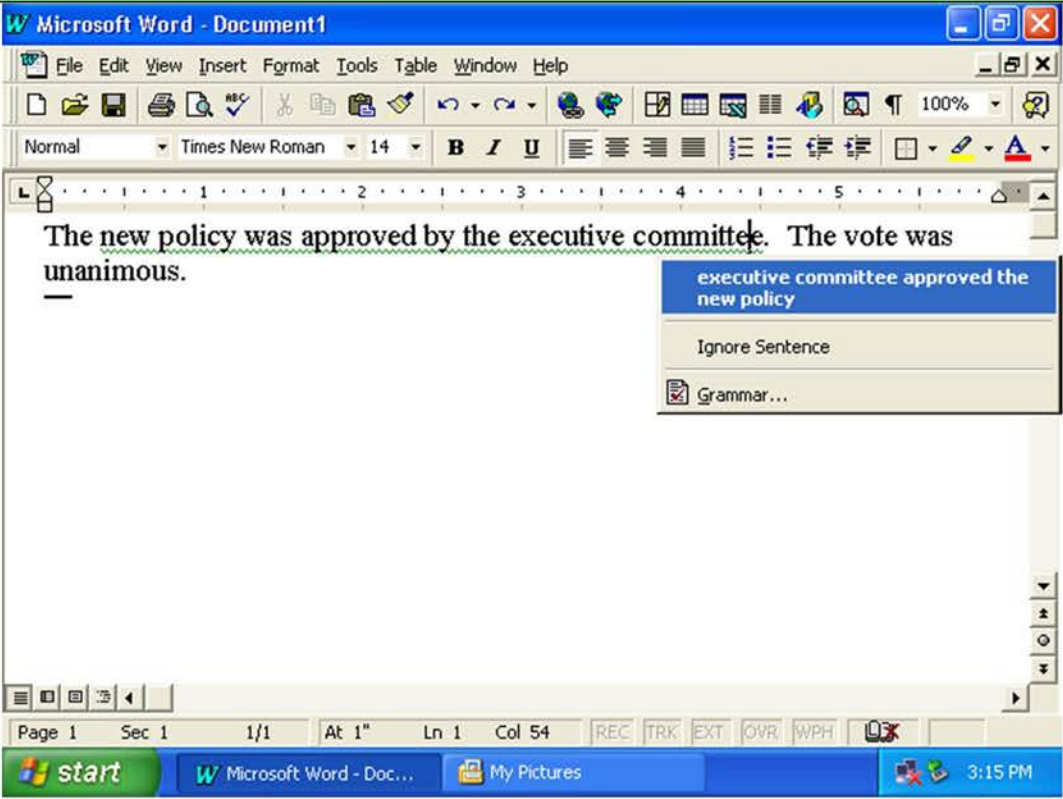
'843 Patent Claims	Disclosure
	 <p>Word 97.</p> <p>Word 97 further discloses:</p>

Exhibit C-31

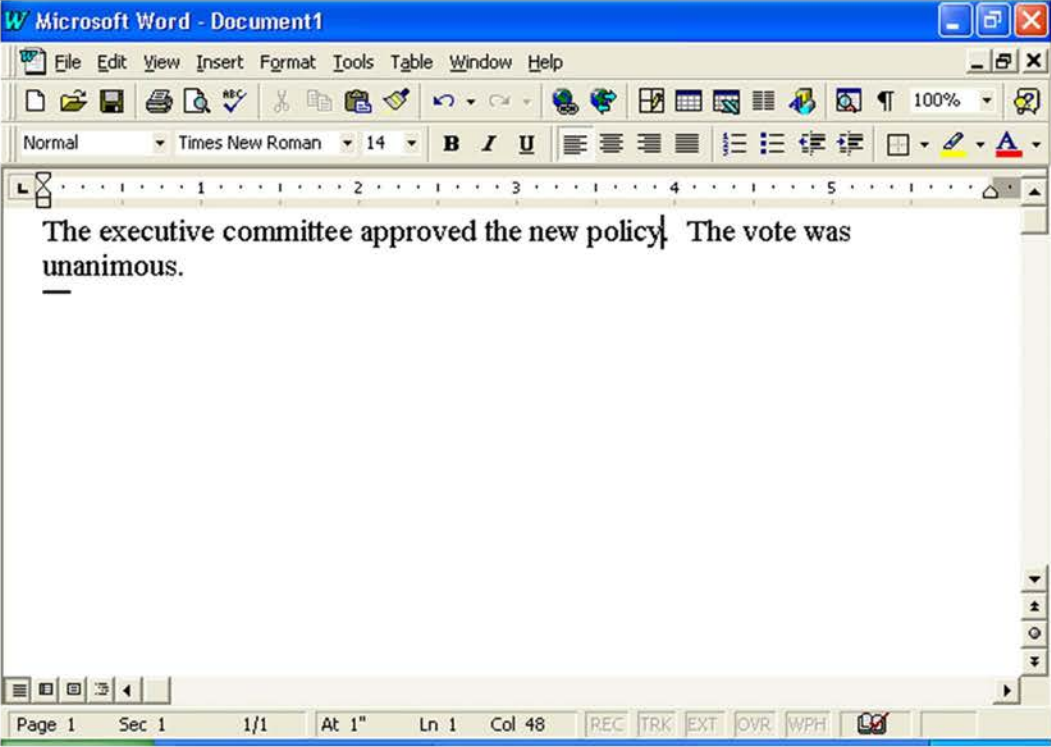
'843 Patent Claims	Disclosure
	 <p>Word 97.</p> <p>Word 97 further discloses:</p>

Exhibit C-31

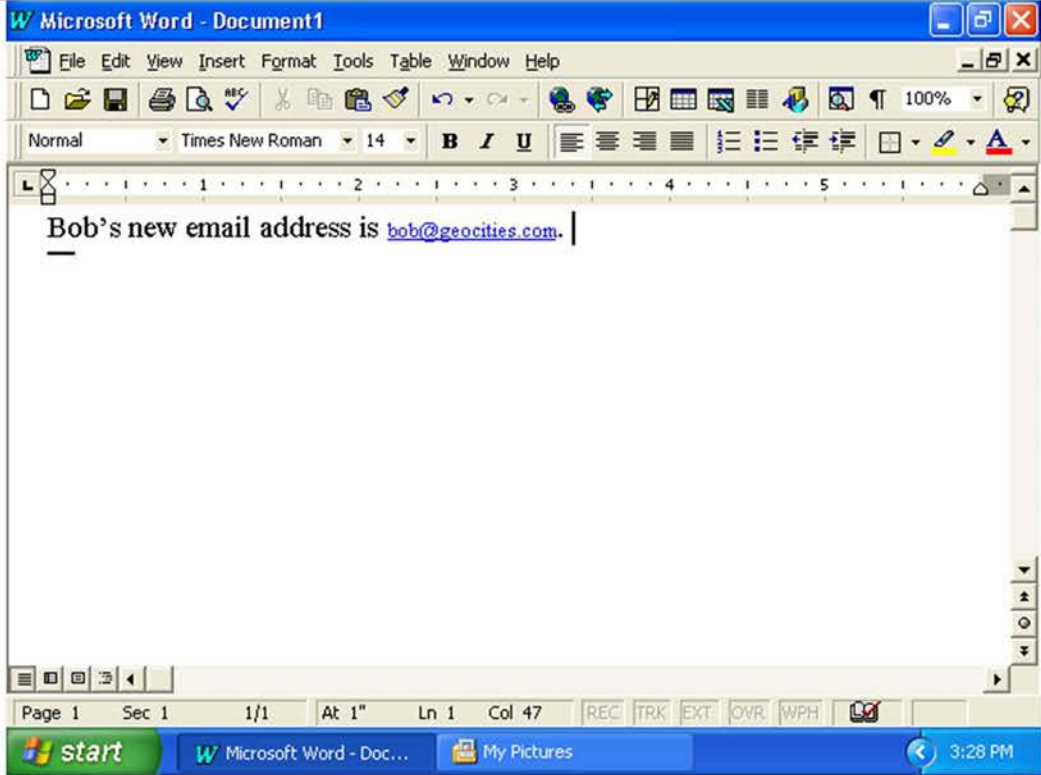
'843 Patent Claims	Disclosure
	 <p data-bbox="674 1075 800 1108">Word 97.</p> <p data-bbox="674 1149 1016 1182">Word 97 further discloses:</p>

Exhibit C-31

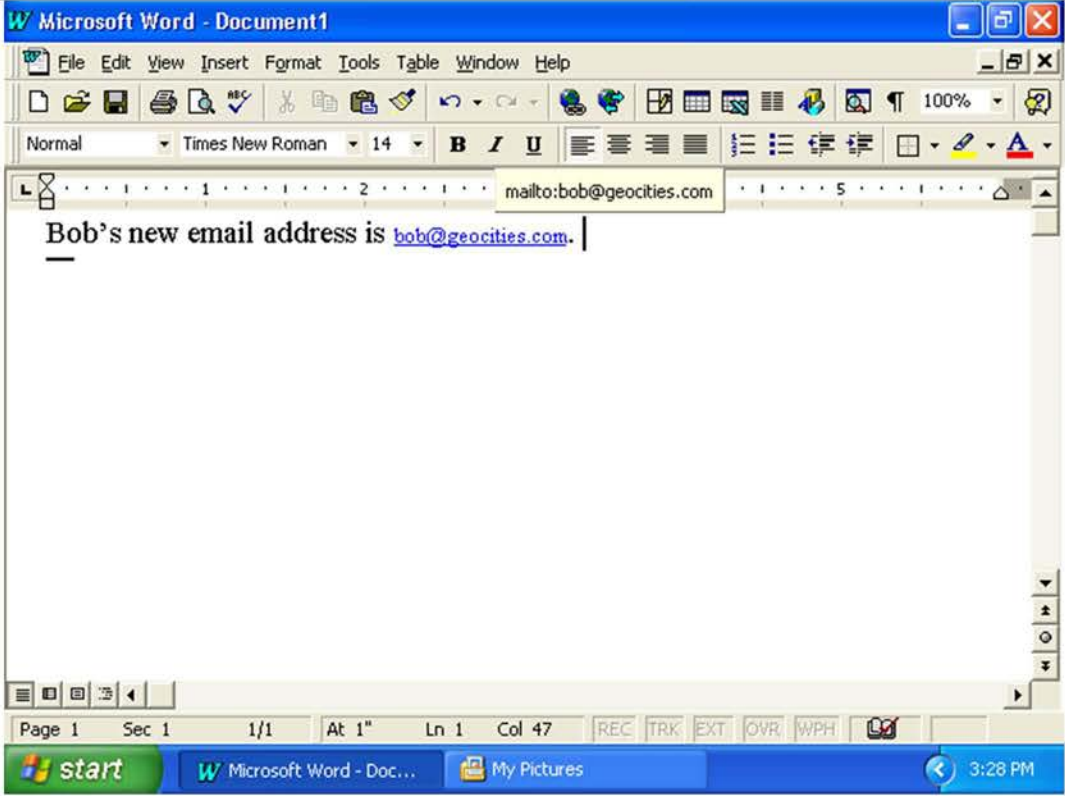
'843 Patent Claims	Disclosure
	 <p>The screenshot shows a Microsoft Word 97 window titled "Microsoft Word - Document1". The menu bar includes File, Edit, View, Insert, Format, Tools, Table, Window, and Help. The toolbar contains various icons for file operations and editing. The status bar at the bottom shows "Page 1", "Sec 1", "1/1", "At 1\"", "Ln 1", "Col 47", and "3:28 PM". The main text area contains the sentence "Bob's new email address is bob@geocities.com." with a cursor at the end of the line. A tooltip above the email address displays "mailto:bob@geocities.com".</p> <p>Word 97.</p> <p>Word 97 further discloses:</p>

Exhibit C-31

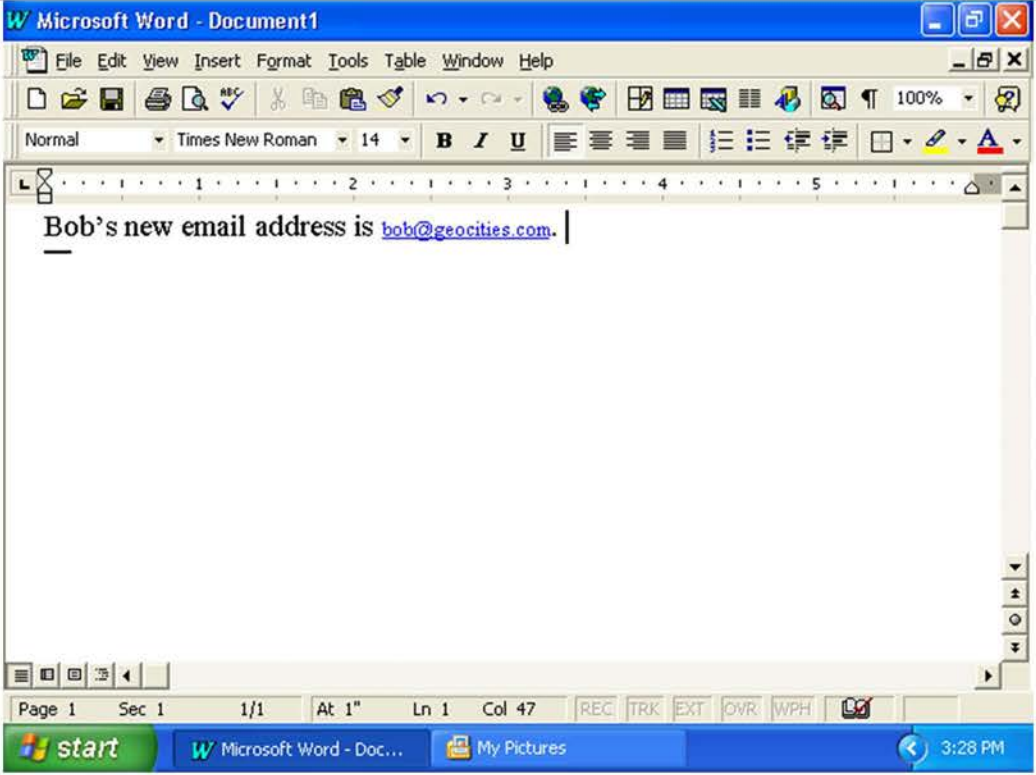
'843 Patent Claims	Disclosure
	 <p data-bbox="674 1032 808 1065">Word 97.</p> <p data-bbox="674 1106 1018 1139">Word 97 further discloses:</p>

Exhibit C-31

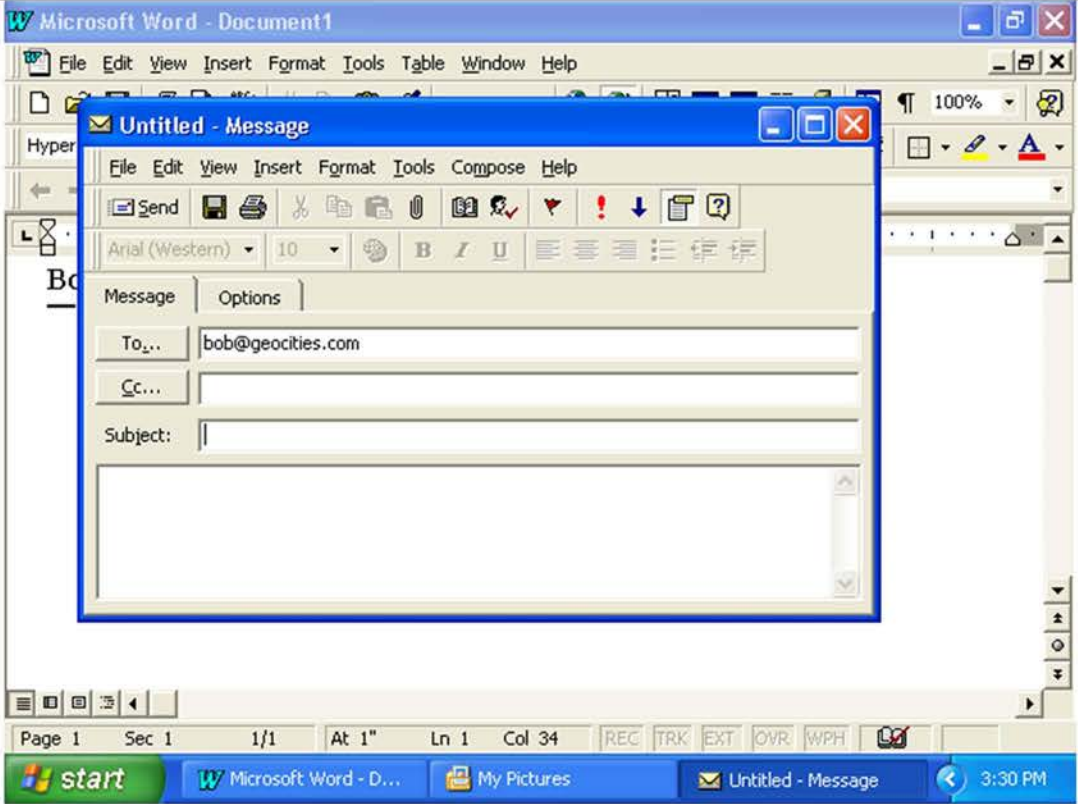
'843 Patent Claims	Disclosure
	 <p>The screenshot shows a Microsoft Word 97 window titled "Microsoft Word - Document1" with a menu bar (File, Edit, View, Insert, Format, Tools, Table, Window, Help) and a toolbar. An "Untitled - Message" window is open in the foreground, also with a menu bar (File, Edit, View, Insert, Format, Tools, Compose, Help) and a toolbar. The message window has fields for "To..." (bob@geocities.com), "Cc...", and "Subject:". The Word window's status bar at the bottom shows "Page 1 Sec 1 1/1 At 1" Ln 1 Col 34" and a taskbar with "start", "Microsoft Word - D...", "My Pictures", "Untitled - Message", and "3:30 PM".</p> <p>Word 97.</p> <p>Word 97 further discloses:</p>

Exhibit C-31

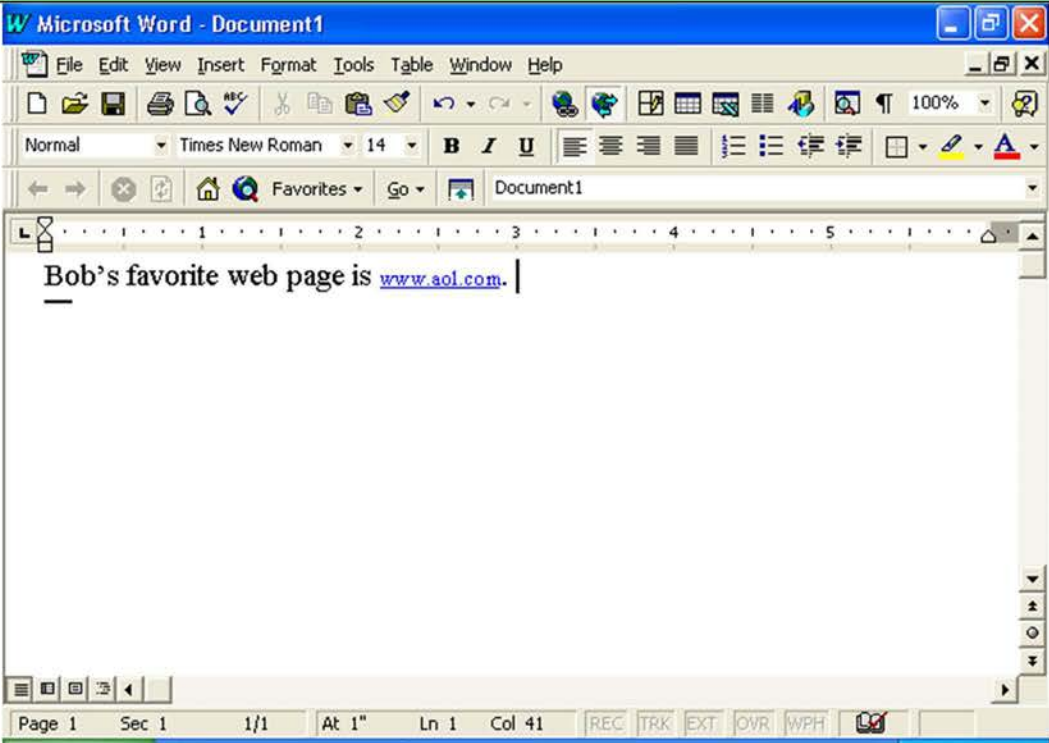
'843 Patent Claims	Disclosure
	 <p>Word 97.</p> <p>Word 97 further discloses:</p>

Exhibit C-31

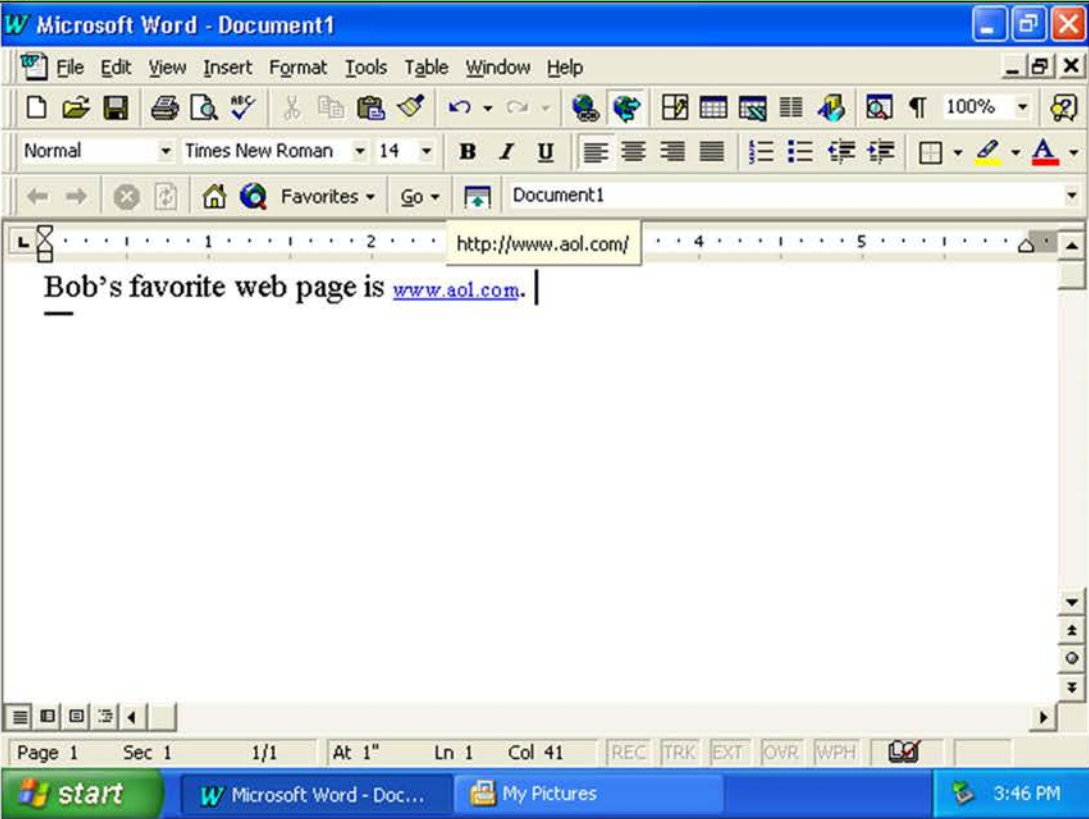
'843 Patent Claims	Disclosure
	 <p>Word 97.</p> <p>Word 97 further discloses:</p>

Exhibit C-31

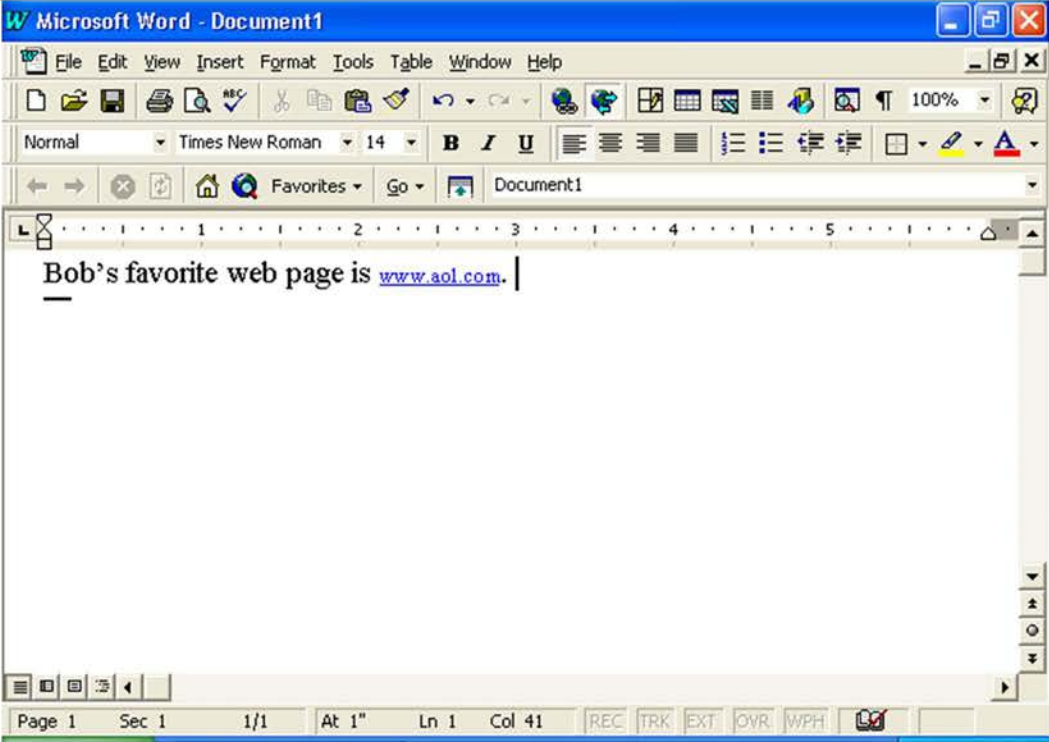
'843 Patent Claims	Disclosure
	 <p data-bbox="674 1045 802 1075">Word 97.</p> <p data-bbox="674 1120 1018 1149">Word 97 further discloses:</p>

Exhibit C-31

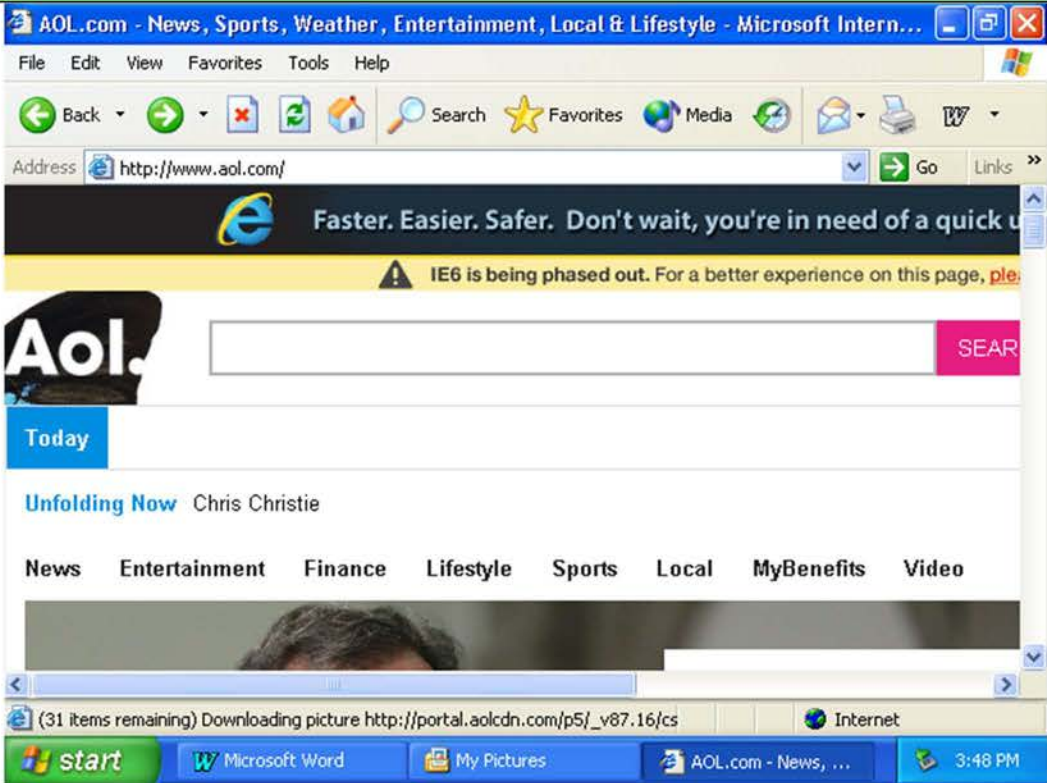
'843 Patent Claims	Disclosure
	 <p>The screenshot shows an Internet Explorer browser window displaying the AOL.com homepage. The address bar shows 'http://www.aol.com/'. The page features the AOL logo, a search bar with a 'SEARCH' button, and a navigation menu with links for News, Entertainment, Finance, Lifestyle, Sports, Local, MyBenefits, and Video. A yellow warning banner at the top right states 'IE6 is being phased out. For a better experience on this page, please...'. The Windows taskbar at the bottom shows the Start button, Microsoft Word, My Pictures, and the AOL.com browser window, with the system clock showing 3:48 PM.</p>
<p>in consequence of receipt by the first computer program of the user command from the input device, causing a search for the search term in the information source, using a second computer program, in order to find second information related to the search term; and</p>	<p>Word 97.</p> <p>Word 97 discloses this element.</p> <p>For example, the following screenshots highlight aspects of Word 97 functionality that discloses in consequence of receipt by the first computer program of the user command from the input device, causing a search for the search term in the information source, using a second computer program, in order to find second information related to the search term. Specifically, Word 97 discloses:</p>

Exhibit C-31

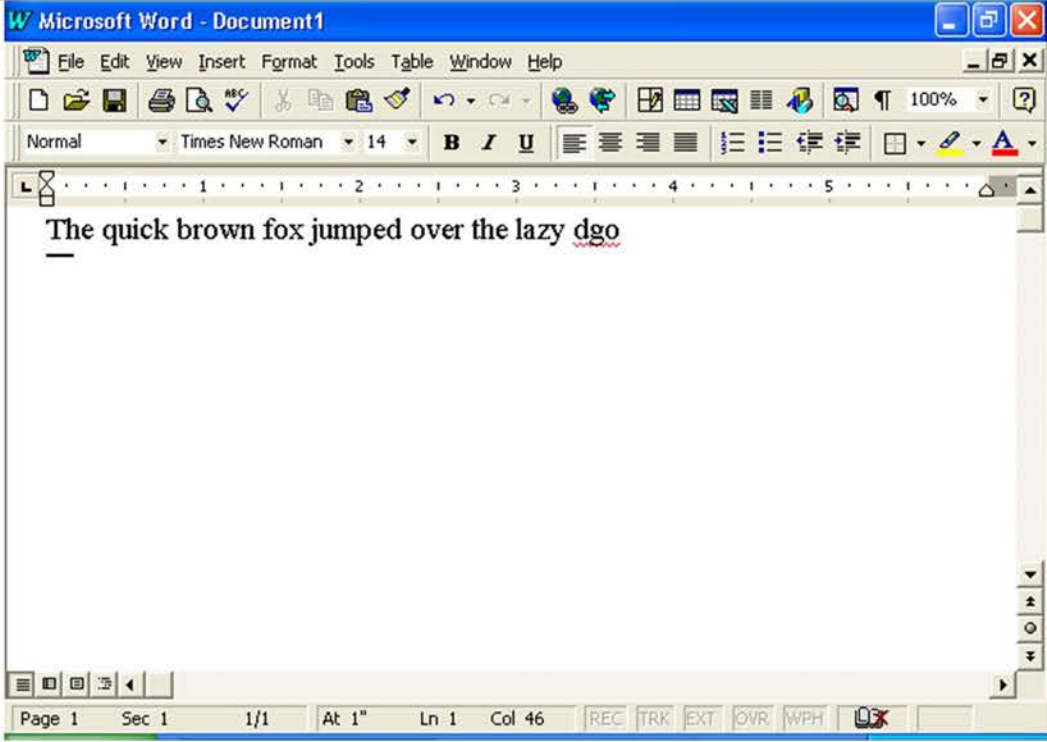
'843 Patent Claims	Disclosure
	 <p data-bbox="674 1037 1018 1075">Word 97 further discloses:</p>

Exhibit C-31

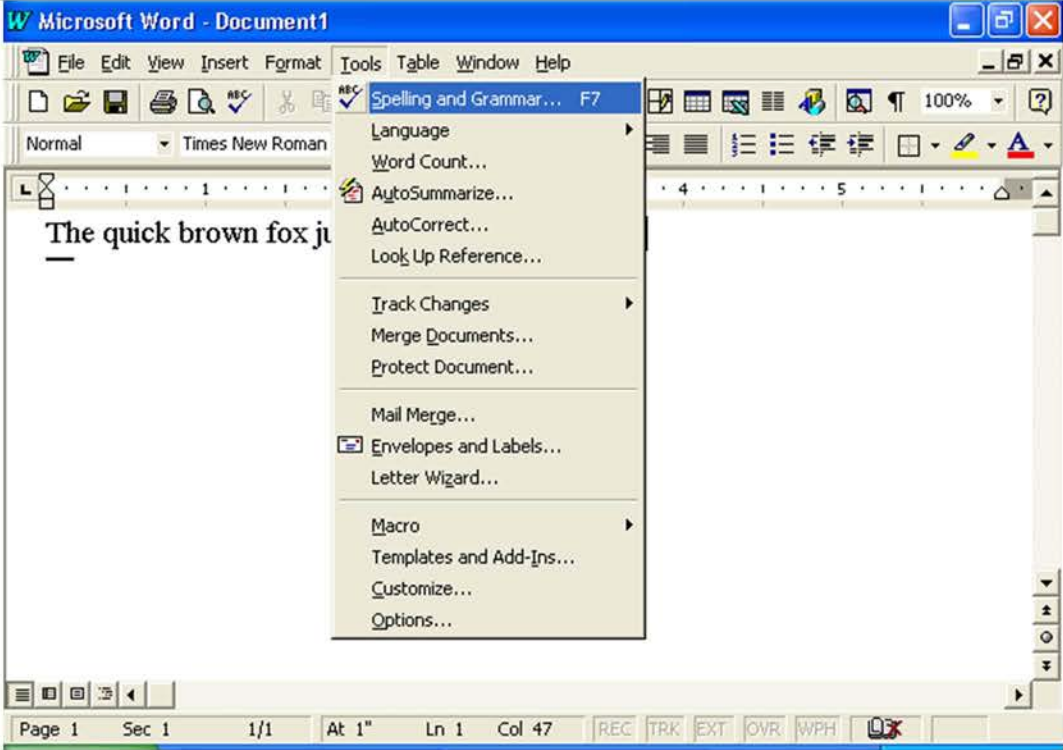
'843 Patent Claims	Disclosure
	 <p>The screenshot shows the Microsoft Word 97 interface. The title bar reads "Microsoft Word - Document1". The menu bar includes File, Edit, View, Insert, Format, Tools, Table, Window, and Help. The "Tools" menu is open, displaying the "Spelling and Grammar..." option (F7) as the active item. Other visible options in the Tools menu include Language, Word Count..., AutoSummarize..., AutoCorrect..., Look Up Reference..., Track Changes, Merge Documents..., Protect Document..., Mail Merge..., Envelopes and Labels..., Letter Wizard..., Macro, Templates and Add-Ins..., Customize..., and Options... The document text area shows "The quick brown fox ju" with a red squiggly line under the word "ju". The status bar at the bottom indicates "Page 1 Sec 1 1/1 At 1" Ln 1 Col 47" and includes icons for REC, TRK, EXT, OVR, WPH, and a red X icon.</p> <p>Word 97.</p> <p>Word 97 further discloses:</p>

Exhibit C-31

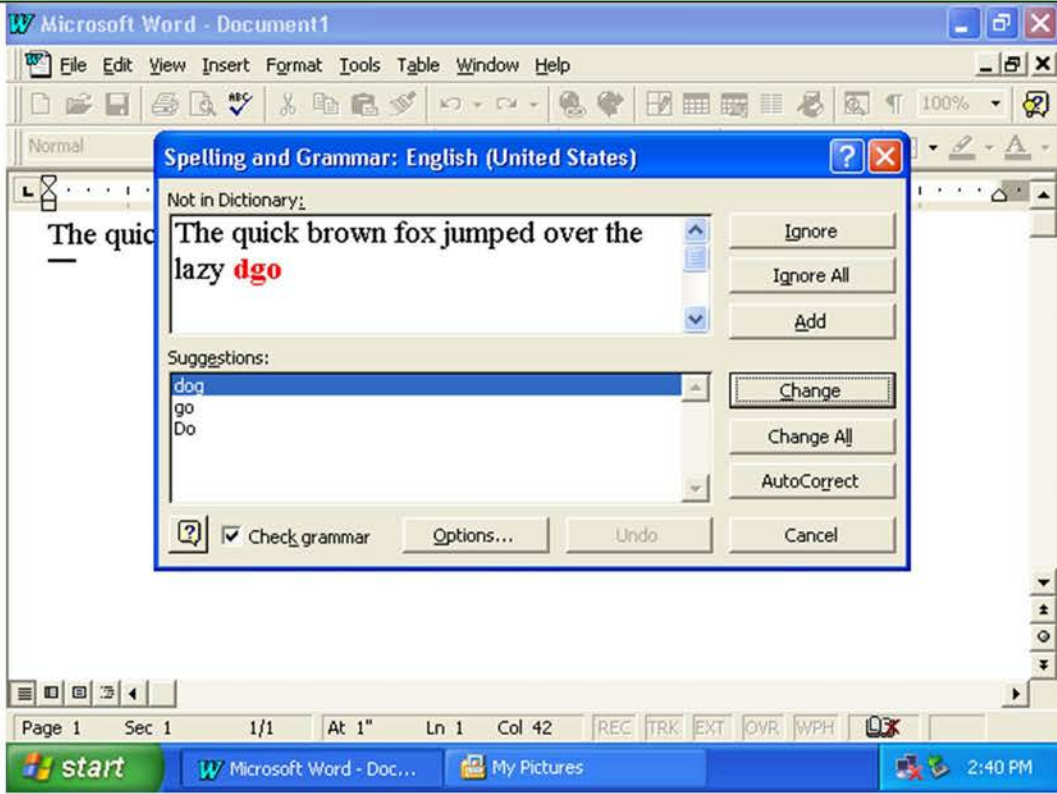
'843 Patent Claims	Disclosure
	 <p>The screenshot shows a Microsoft Word window titled "Microsoft Word - Document1". The menu bar includes File, Edit, View, Insert, Format, Tools, Table, Window, and Help. The ribbon shows the "Normal" style. A "Spelling and Grammar: English (United States)" dialog box is open, displaying the text "The quick brown fox jumped over the lazy dgo". The word "dgo" is highlighted in red. The "Not in Dictionary:" section lists "dgo". The "Suggestions:" section lists "dog", "go", and "Do". The "dog" suggestion is selected. Buttons for "Ignore", "Ignore All", "Add", "Change", "Change All", "AutoCorrect", "Check grammar", "Options...", "Undo", and "Cancel" are visible. The status bar at the bottom shows "Page 1", "Sec 1", "1/1", "At 1\"", "Ln 1", "Col 42", and "2:40 PM".</p> <p>Word 97.</p> <p>Word 97 further discloses:</p>

Exhibit C-31

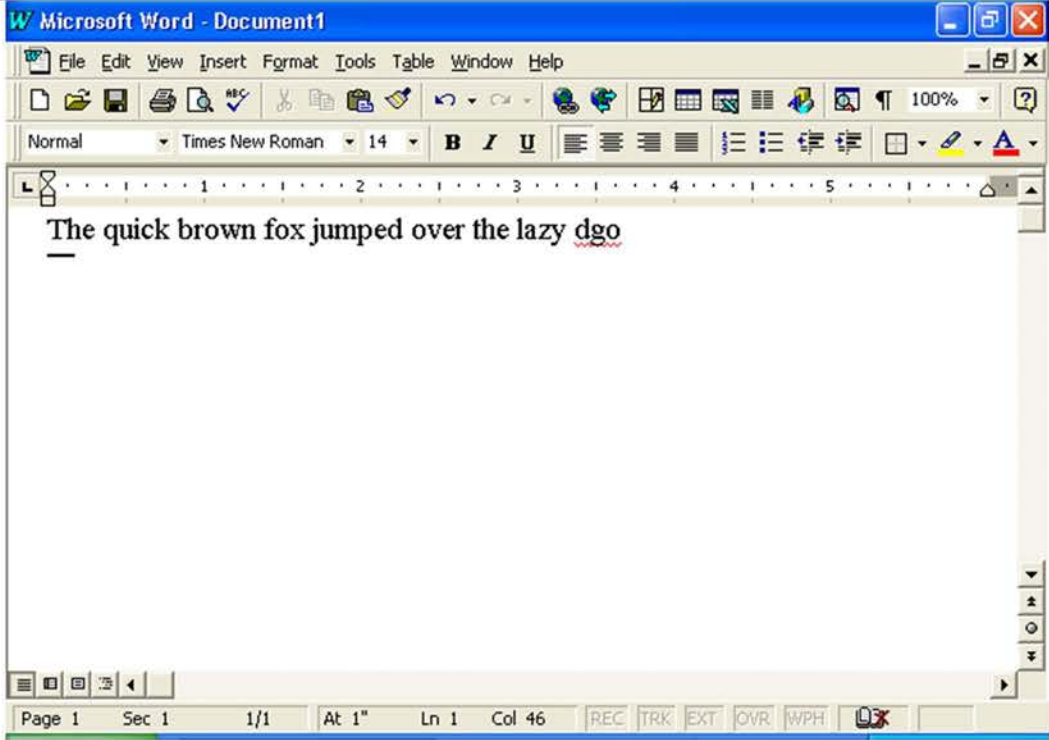
'843 Patent Claims	Disclosure
	 <p>The screenshot shows a Microsoft Word window titled "Microsoft Word - Document1". The menu bar includes File, Edit, View, Insert, Format, Tools, Table, Window, and Help. The toolbar contains various icons for file operations and editing. The font settings are set to "Normal", "Times New Roman", and size "14". The text in the document is "The quick brown fox jumped over the lazy dgo". The status bar at the bottom indicates "Page 1", "Sec 1", "1/1", "At 1\"", "Ln 1", "Col 46", and several editing modes: REC, TRK, EXT, OVR, WPH.</p> <p>Word 97 further discloses:</p>

Exhibit C-31

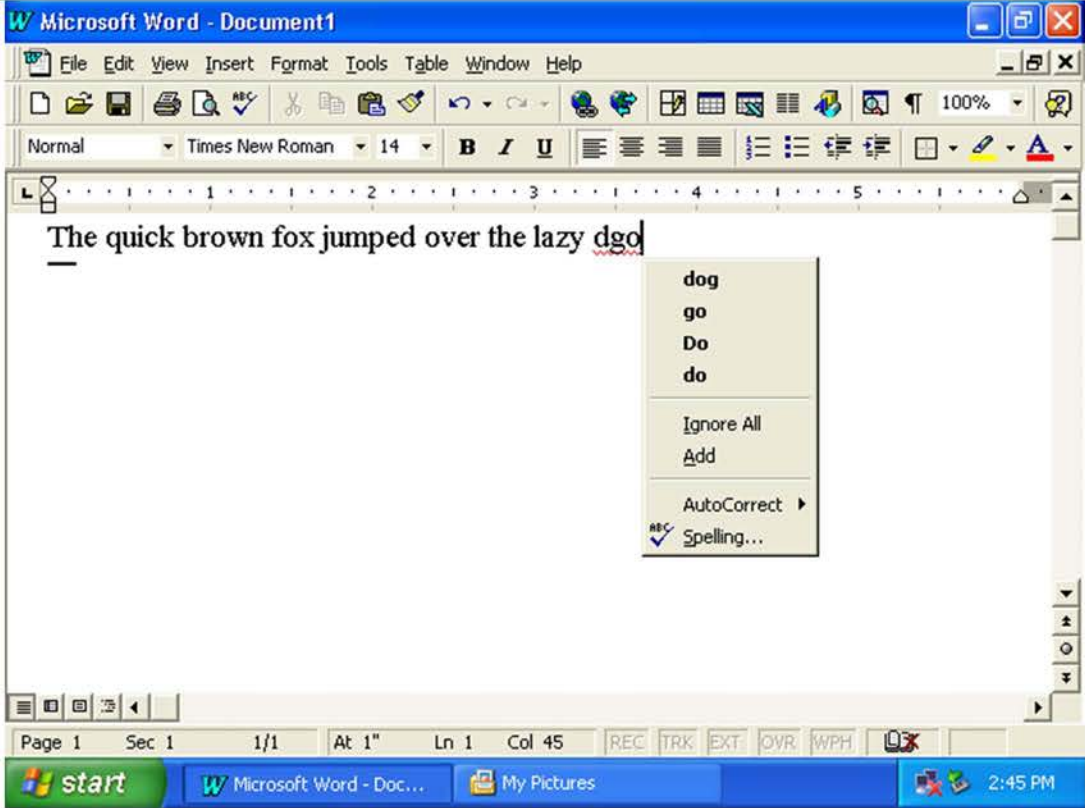
'843 Patent Claims	Disclosure
	 <p>The screenshot shows a Microsoft Word window titled "Microsoft Word - Document1". The menu bar includes File, Edit, View, Insert, Format, Tools, Table, Window, and Help. The toolbar contains various icons for file operations and editing. The status bar at the bottom indicates "Page 1 Sec 1 1/1 At 1" Ln 1 Col 45". The taskbar shows the Start button and open applications: Microsoft Word - Doc... and My Pictures. The time is 2:45 PM.</p> <p>The main text area contains the sentence: "The quick brown fox jumped over the lazy dgo". A spelling correction dropdown menu is open over the word "dgo", listing the following options: "dog", "go", "Do", "do", "Ignore All", "Add", "AutoCorrect", and "Spelling...".</p> <p>Word 97.</p> <p>Word 97 further discloses:</p>

Exhibit C-31

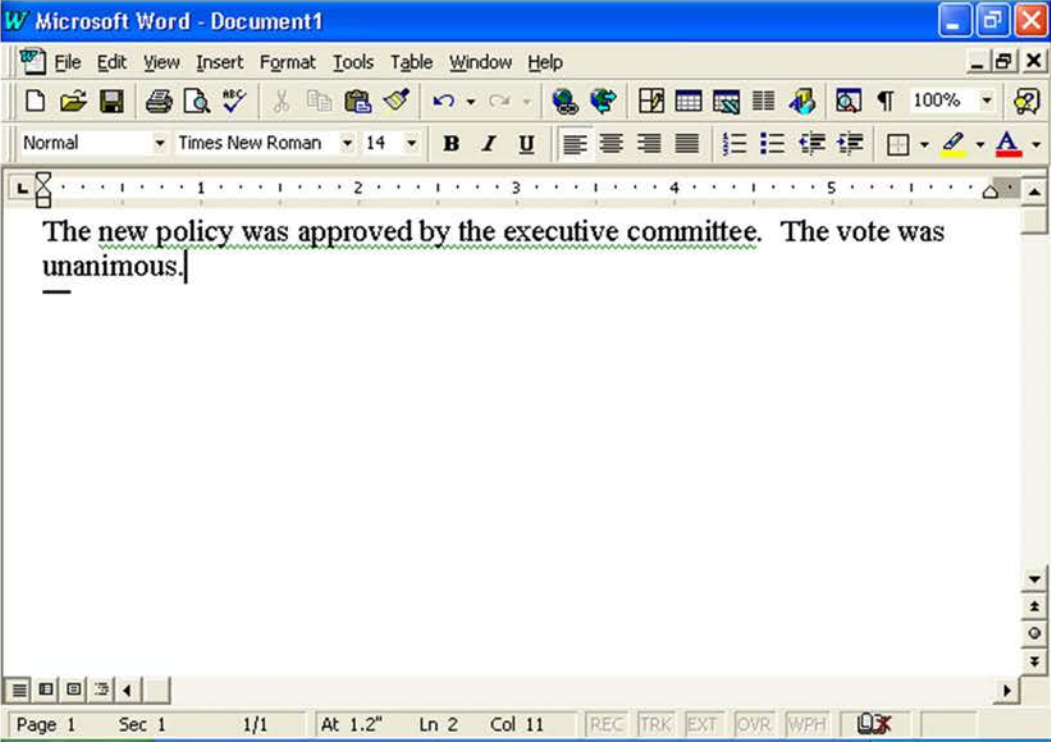
'843 Patent Claims	Disclosure
	 <p>Word 97.</p> <p>Word 97 further discloses:</p>

Exhibit C-31

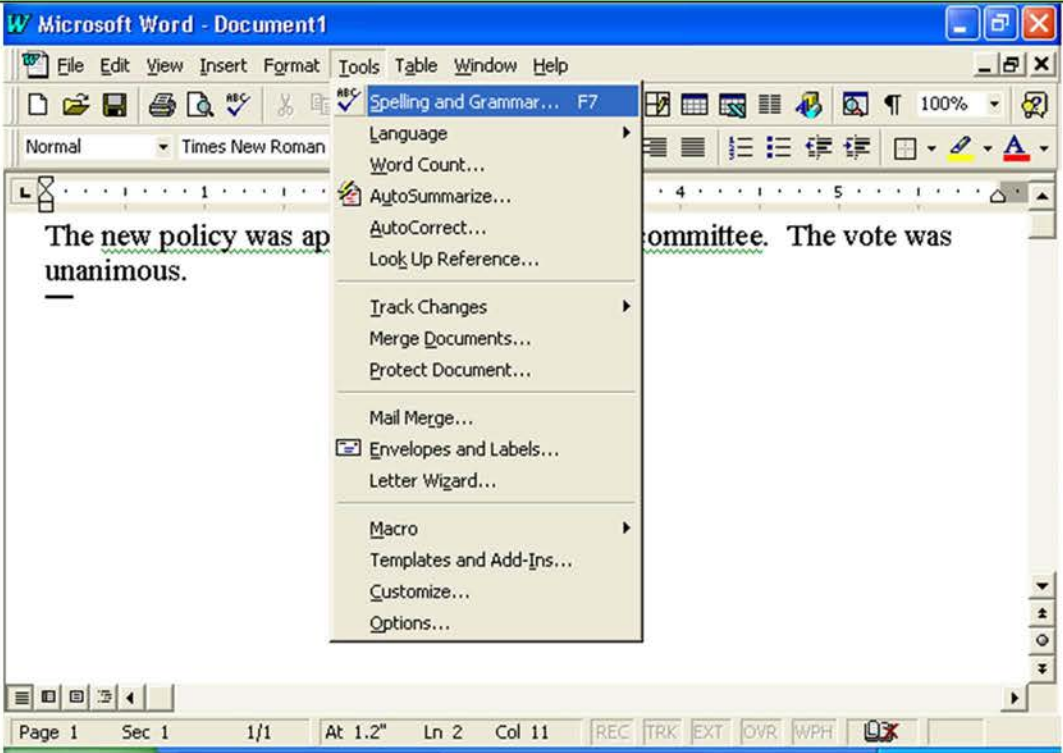
'843 Patent Claims	Disclosure
	 <p>The screenshot shows a Microsoft Word window titled 'Microsoft Word - Document1'. The 'Tools' menu is open, and the 'Spelling and Grammar' option is selected, which has opened a sub-menu. The sub-menu includes options such as 'Language', 'Word Count...', 'AutoSummarize...', 'AutoCorrect...', 'Look Up Reference...', 'Track Changes', 'Merge Documents...', 'Protect Document...', 'Mail Merge...', 'Envelopes and Labels...', 'Letter Wizard...', 'Macro', 'Templates and Add-Ins...', 'Customize...', and 'Options...'. The main document text is 'The new policy was ap unanimous.' with a red squiggly line under 'ap' and a green squiggly line under 'unanimous.'. The status bar at the bottom indicates 'Page 1 Sec 1 1/1 At 1.2" Ln 2 Col 11'.</p> <p>Word 97.</p> <p>Word 97 further discloses:</p>

Exhibit C-31


'843 Patent Claims	Disclosure
	 <p>Word 97.</p> <p>Word 97 further discloses:</p>

Exhibit C-31

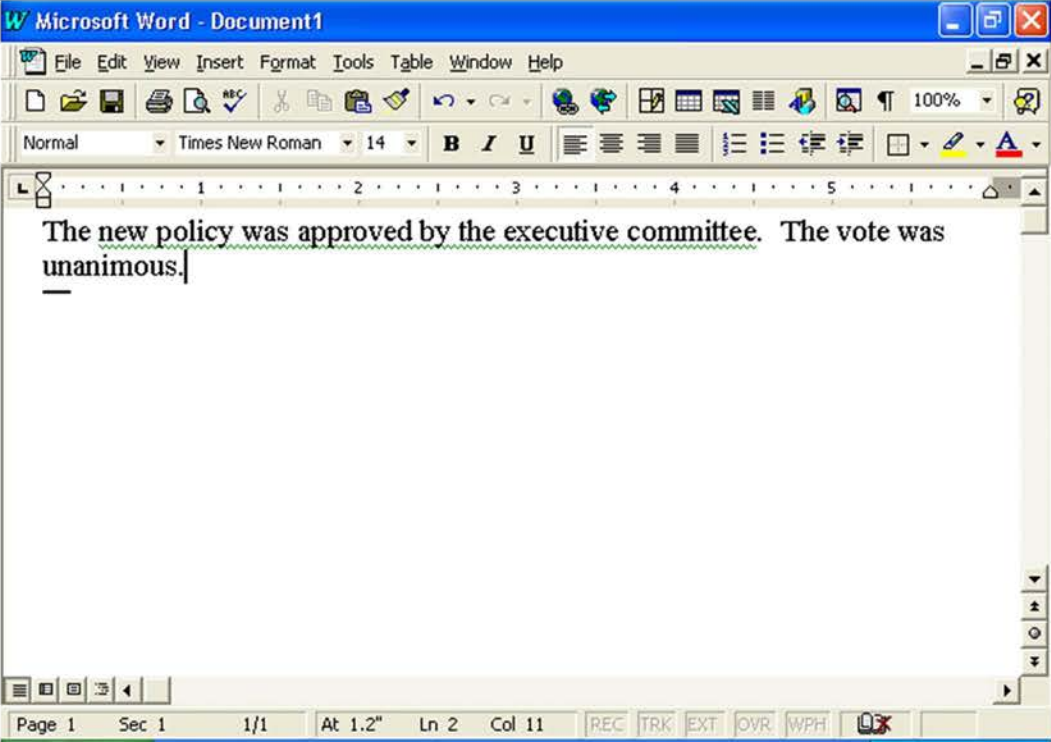
'843 Patent Claims	Disclosure
	 <p>Word 97.</p> <p>Word 97 further discloses:</p>

Exhibit C-31

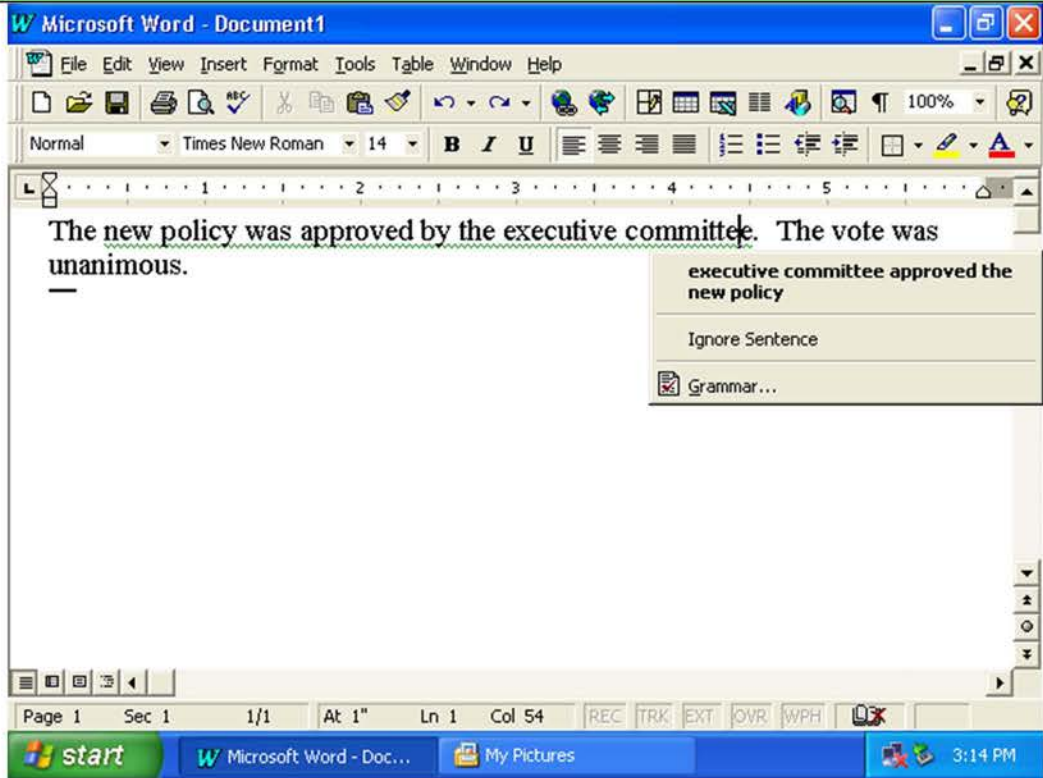
'843 Patent Claims	Disclosure
	 <p>The screenshot shows a Microsoft Word window titled "Microsoft Word - Document1". The menu bar includes File, Edit, View, Insert, Format, Tools, Table, Window, and Help. The ribbon shows the "Normal" style with font settings: Times New Roman, size 14. The text in the document is "The new policy was approved by the executive committee. The vote was unanimous." A grammar check tooltip is visible over the period at the end of the first sentence, displaying the error "executive committee approved the new policy" and options to "Ignore Sentence" or "Grammar...". The status bar at the bottom indicates "Page 1 Sec 1 1/1 At 1" Ln 1 Col 54". The Windows taskbar at the bottom shows the Start button, the Word application, and the system clock at 3:14 PM.</p> <p>Word 97.</p> <p>Word 97 further discloses:</p>

Exhibit C-31

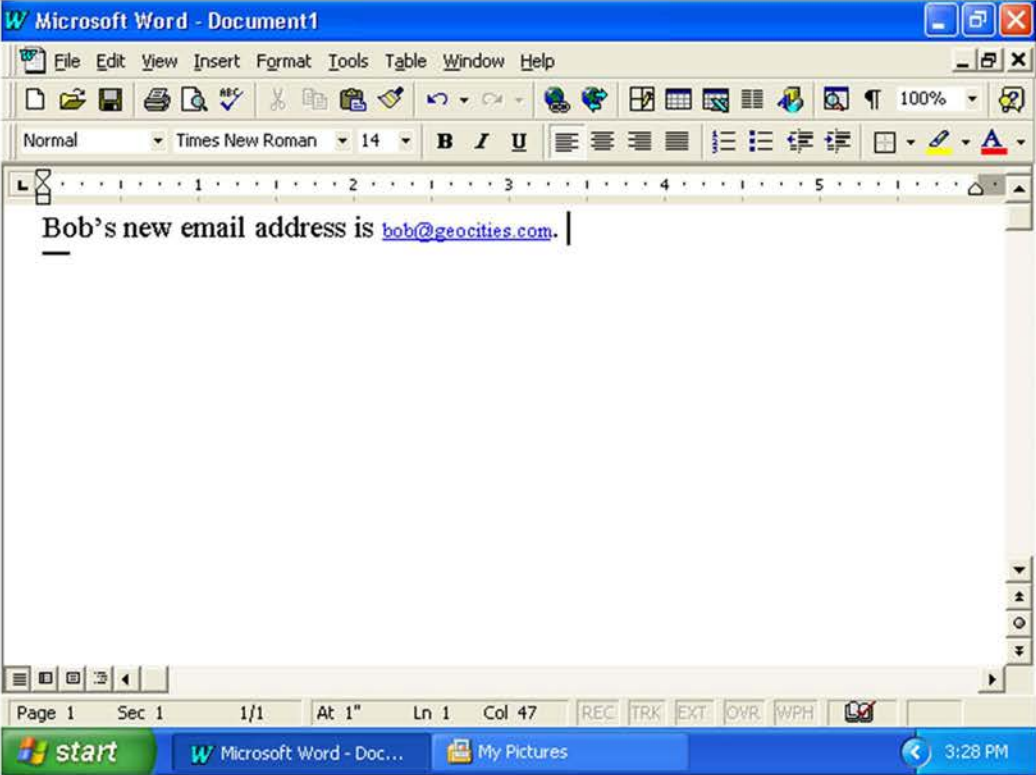
'843 Patent Claims	Disclosure
	 <p data-bbox="674 1075 800 1108">Word 97.</p> <p data-bbox="674 1149 1016 1182">Word 97 further discloses:</p>

Exhibit C-31

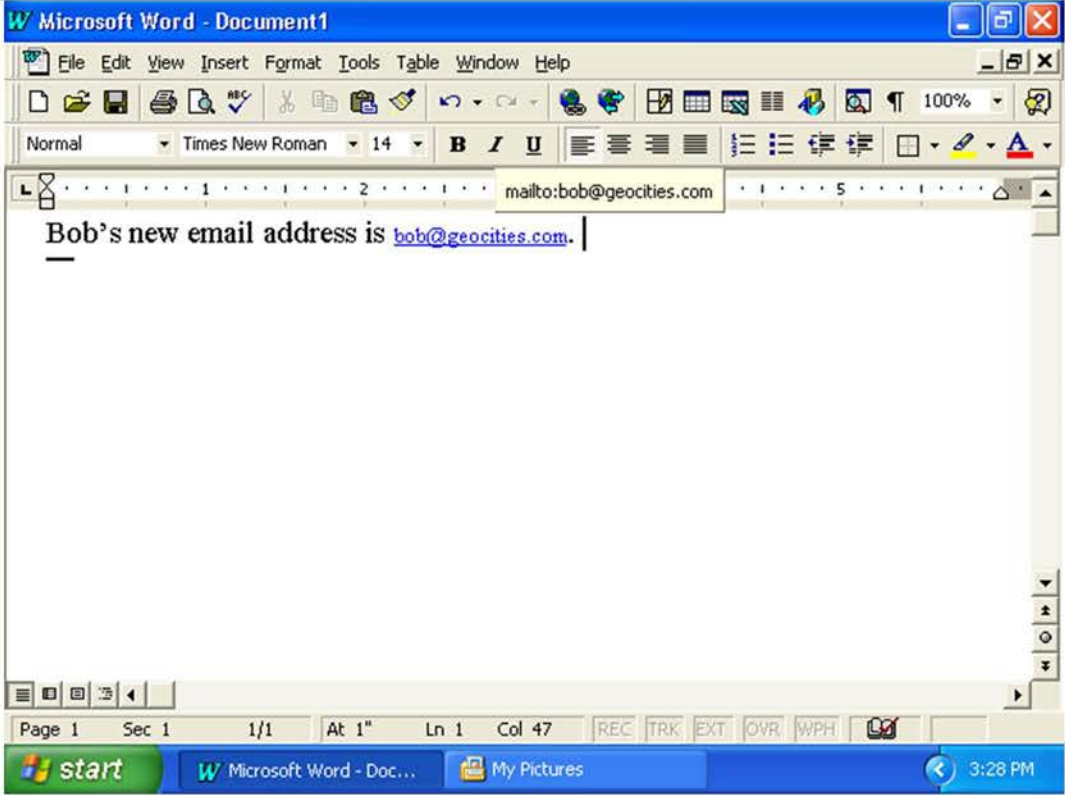
'843 Patent Claims	Disclosure
	 <p data-bbox="674 1096 802 1129">Word 97.</p> <p data-bbox="674 1169 1016 1202">Word 97 further discloses:</p>

Exhibit C-31

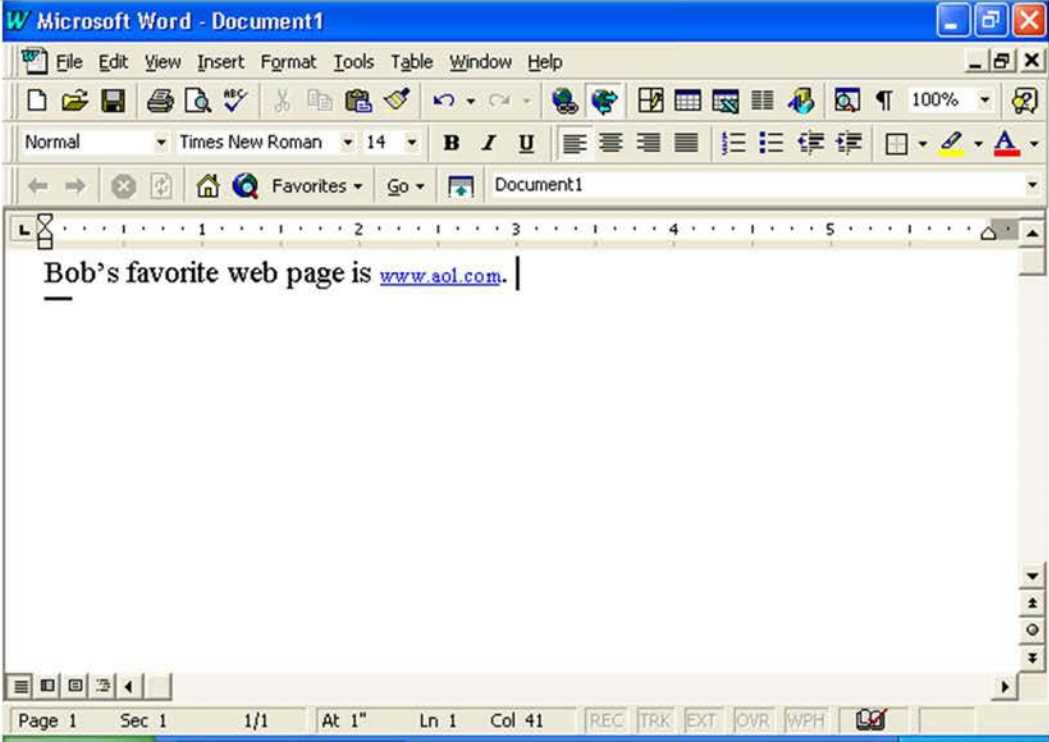
'843 Patent Claims	Disclosure
	 <p>Word 97.</p> <p>Word 97 further discloses:</p>

Exhibit C-31

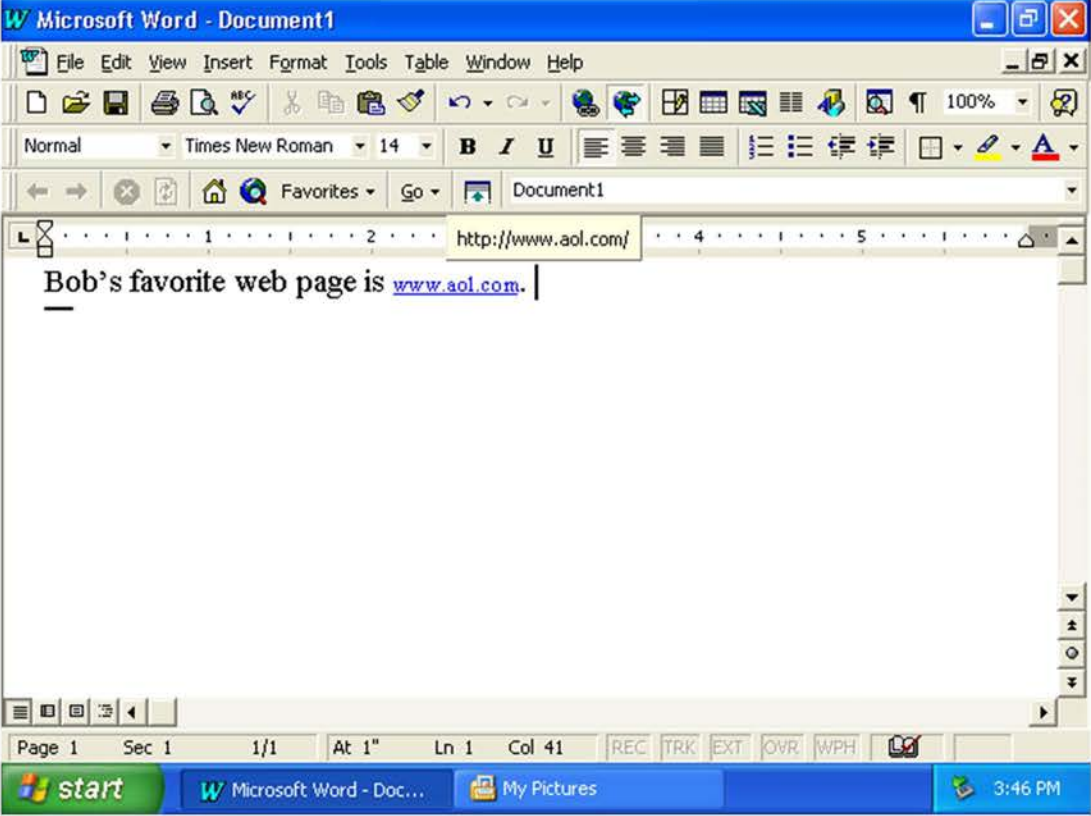
'843 Patent Claims	Disclosure
	 <p>Word 97.</p> <p>Word 97 further discloses:</p>

Exhibit C-31

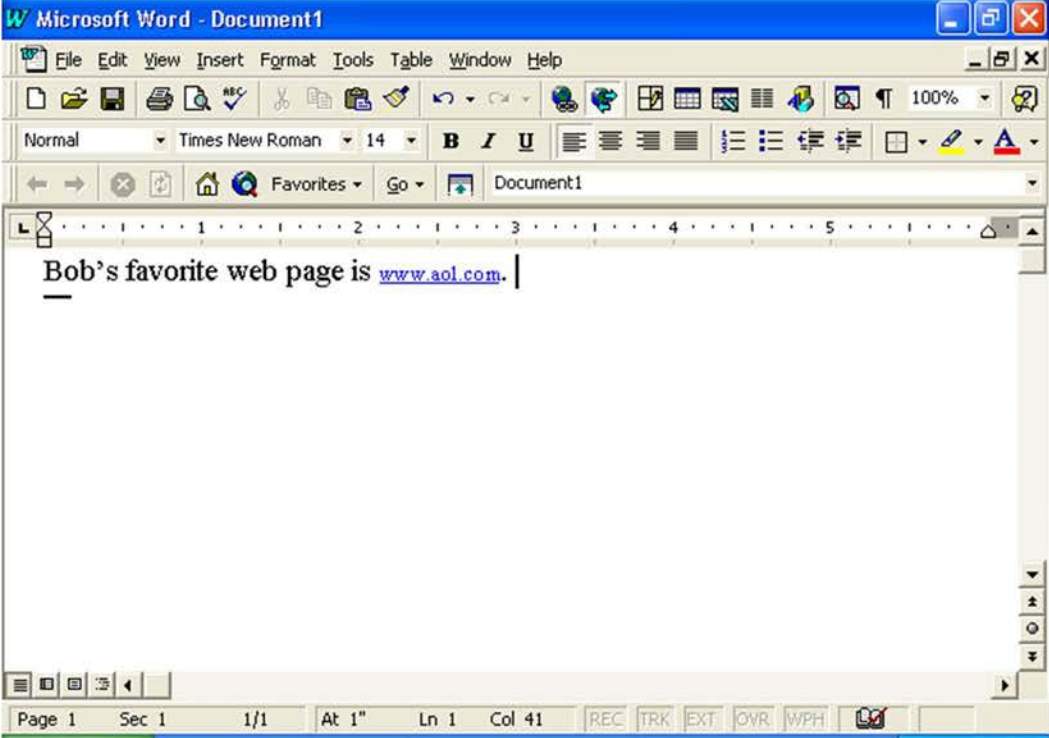
'843 Patent Claims	Disclosure
	 <p data-bbox="674 1047 800 1075">Word 97.</p> <p data-bbox="674 1120 1016 1148">Word 97 further discloses:</p>

Exhibit C-31

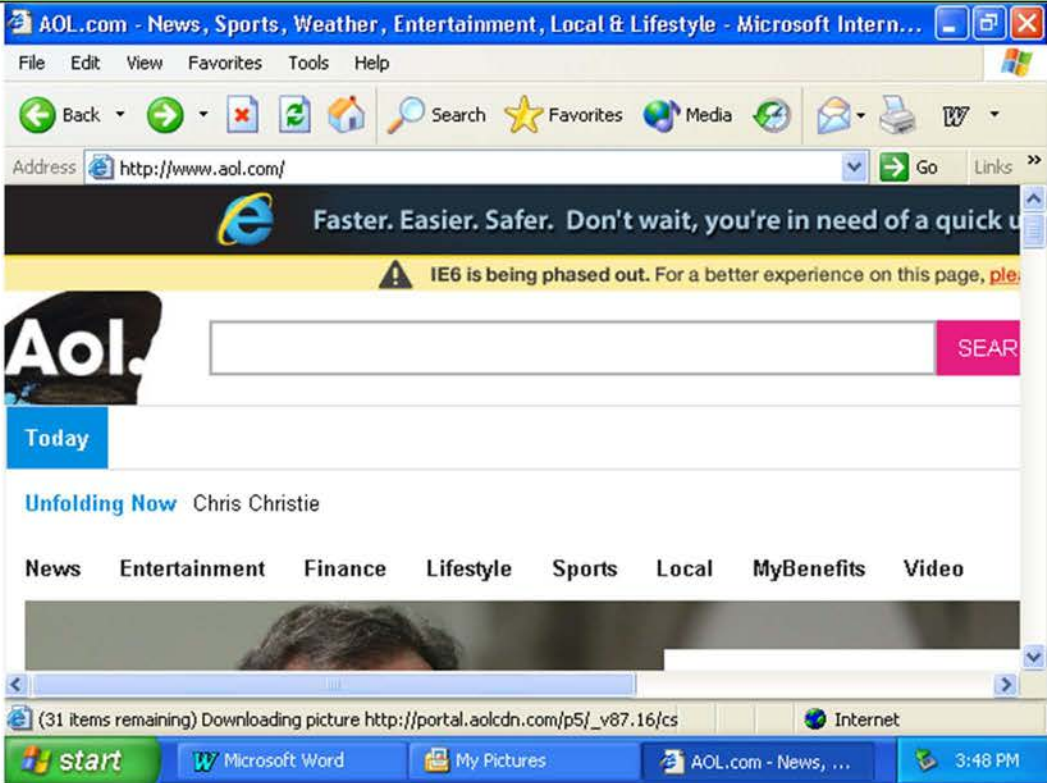
'843 Patent Claims	Disclosure
	 <p>Word 97.</p>
<p>if searching finds any second information related to the search term, performing the action using at least part of the second information, wherein the action is of a type depending at least in part on the type or types of the first information.</p>	<p>Word 97 discloses this element.</p> <p>For example, the following screenshots highlight aspects of Word 97 functionality that discloses if searching finds any second information related to the search term, performing the action using at least part of the second information, wherein the action is of a type depending at least in part on the type or types of the first information. Specifically, Word 97 discloses:</p>

Exhibit C-31

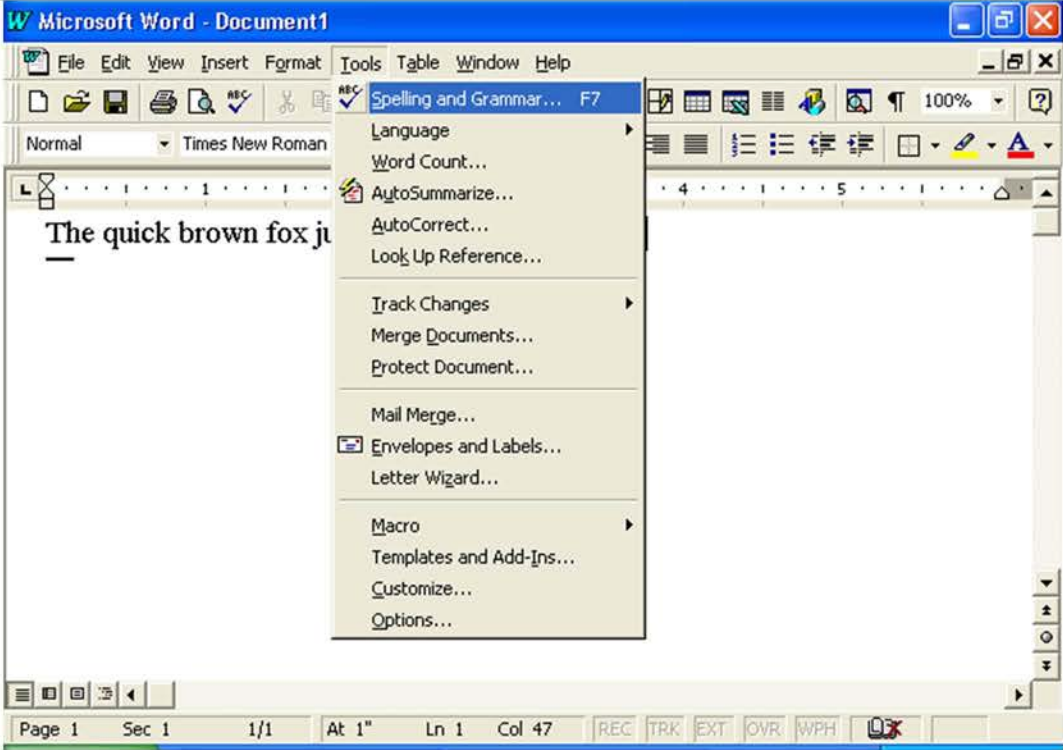
'843 Patent Claims	Disclosure
	 <p>The screenshot shows the Microsoft Word 97 interface. The title bar reads "Microsoft Word - Document1". The menu bar includes File, Edit, View, Insert, Format, Tools, Table, Window, and Help. The "Tools" menu is open, showing options such as Spelling and Grammar... (checked), Language, Word Count..., AutoSummarize..., AutoCorrect..., Look Up Reference..., Track Changes, Merge Documents..., Protect Document..., Mail Merge..., Envelopes and Labels..., Letter Wizard..., Macro, Templates and Add-Ins..., Customize..., and Options... The main document area contains the text "The quick brown fox ju" with a red squiggly line under the word "ju". The status bar at the bottom indicates "Page 1 Sec 1 1/1 At 1" Ln 1 Col 47".</p> <p>Word 97.</p> <p>Word 97 further discloses:</p>

Exhibit C-31

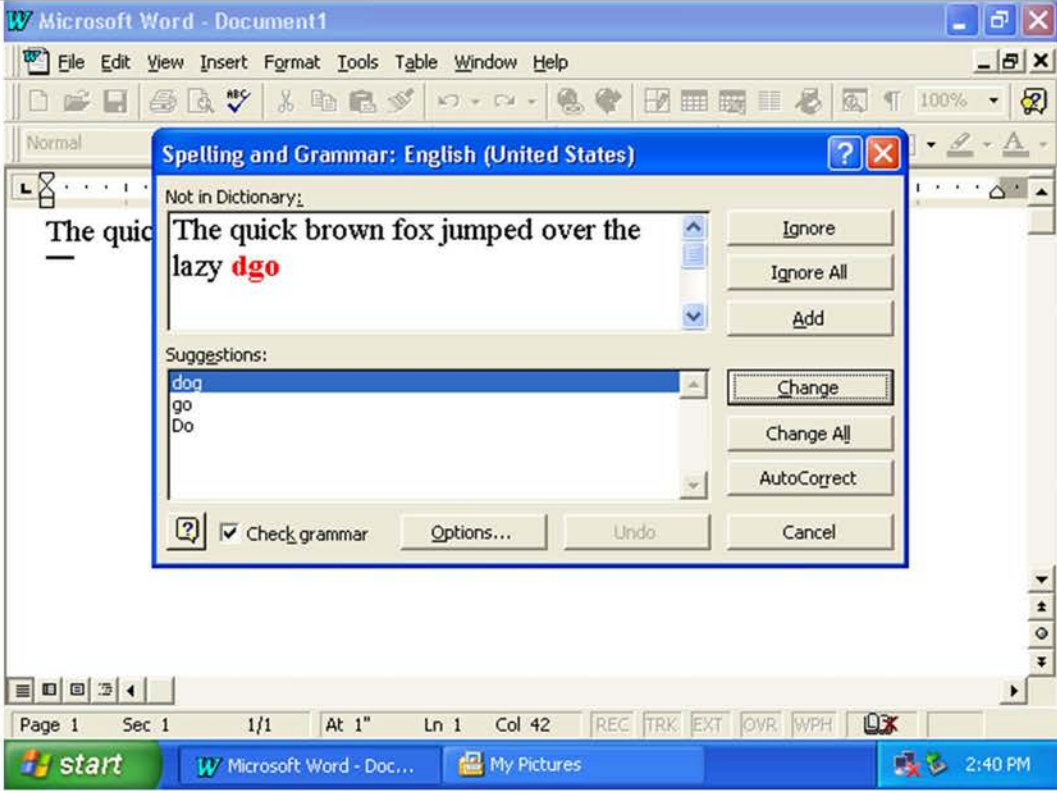
'843 Patent Claims	Disclosure
	 <p>The screenshot shows a Microsoft Word window titled "Microsoft Word - Document1". The menu bar includes File, Edit, View, Insert, Format, Tools, Table, Window, and Help. The ribbon shows the "Normal" style. A "Spelling and Grammar: English (United States)" dialog box is open, displaying the text "The quick brown fox jumped over the lazy dgo". The word "dgo" is highlighted in red. The "Not in Dictionary:" section lists "dgo". The "Suggestions:" section lists "dog", "go", and "Do". The "dog" suggestion is selected. Buttons for "Ignore", "Ignore All", "Add", "Change", "Change All", "AutoCorrect", "Check grammar", "Options...", "Undo", and "Cancel" are visible. The status bar at the bottom shows "Page 1 Sec 1 1/1 At 1" Ln 1 Col 42" and the Windows taskbar with the "start" button and open applications "Microsoft Word - Doc..." and "My Pictures". The system clock shows "2:40 PM".</p> <p>Word 97.</p> <p>Word 97 further discloses:</p>

Exhibit C-31

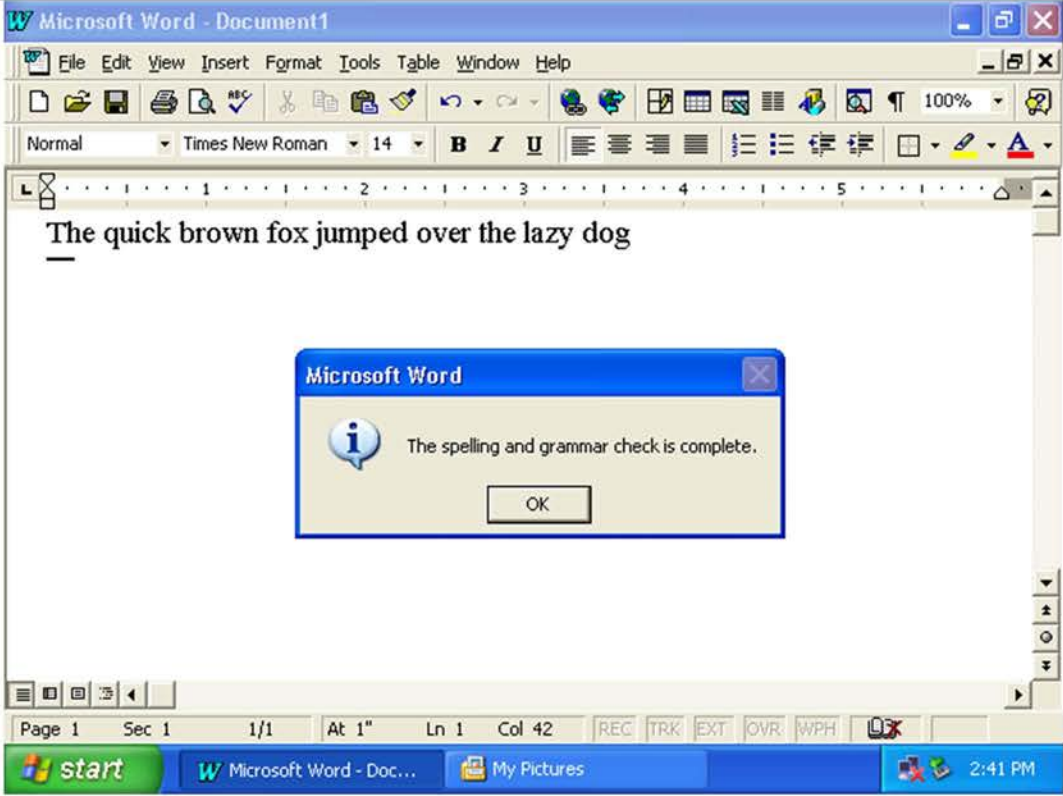
'843 Patent Claims	Disclosure
	 <p>The screenshot shows the Microsoft Word 2003 interface. The main window displays the text "The quick brown fox jumped over the lazy dog" on a single line. A dialog box titled "Microsoft Word" is centered on the screen, containing an information icon and the text "The spelling and grammar check is complete." with an "OK" button. The status bar at the bottom indicates "Page 1 Sec 1 1/1 At 1" Ln 1 Col 42". The Windows taskbar at the very bottom shows the "start" button, the active window "Microsoft Word - Doc...", and the system clock "2:41 PM".</p> <p>Word 97.</p> <p>Word 97 further discloses:</p>

Exhibit C-31

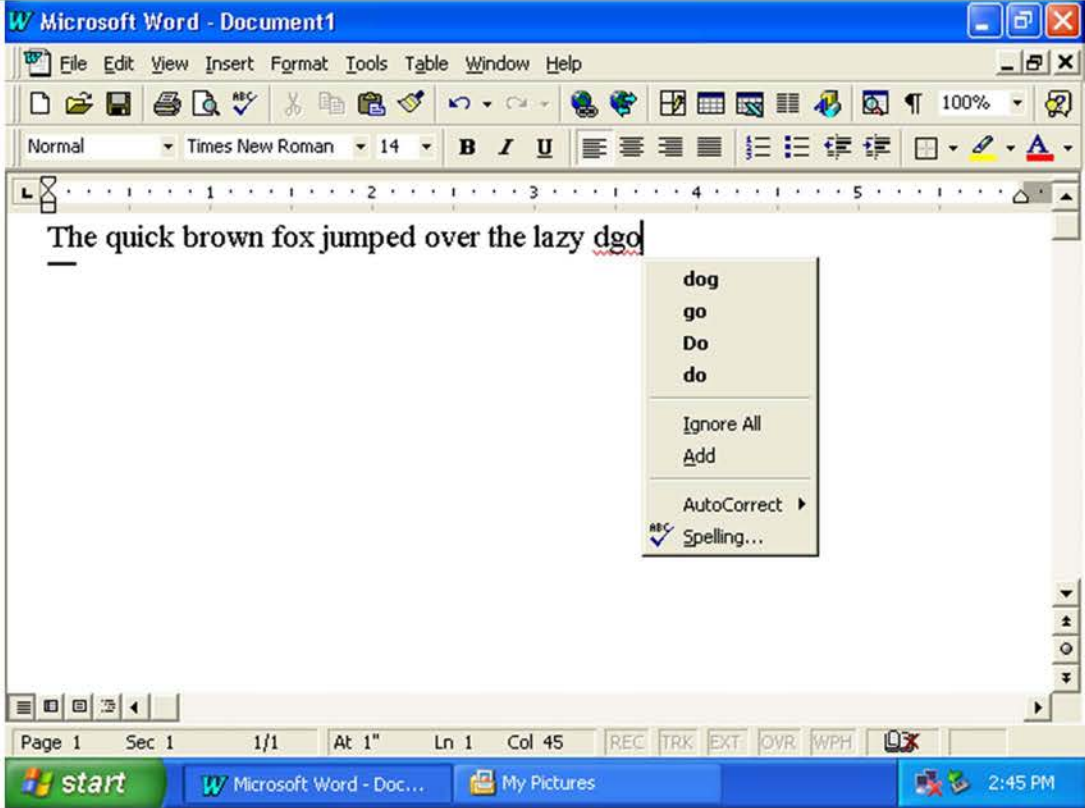
'843 Patent Claims	Disclosure
	 <p>The screenshot shows a Microsoft Word window titled "Microsoft Word - Document1". The menu bar includes File, Edit, View, Insert, Format, Tools, Table, Window, and Help. The toolbar contains various icons for file operations and editing. The status bar at the bottom indicates "Page 1 Sec 1 1/1 At 1" Ln 1 Col 45". The taskbar at the very bottom shows the Windows Start button, the Word application icon, and the "My Pictures" folder icon, along with the system clock showing "2:45 PM".</p> <p>The main document area displays the text "The quick brown fox jumped over the lazy dgo". A red squiggly line is under the word "dgo". A context menu is open over "dgo", listing the following options: "dog", "go", "Do", "do", "Ignore All", "Add", "AutoCorrect", and "Spelling...". The "Spelling..." option is checked with a small "ABC" icon.</p> <p>Word 97.</p> <p>Word 97 further discloses:</p>

Exhibit C-31

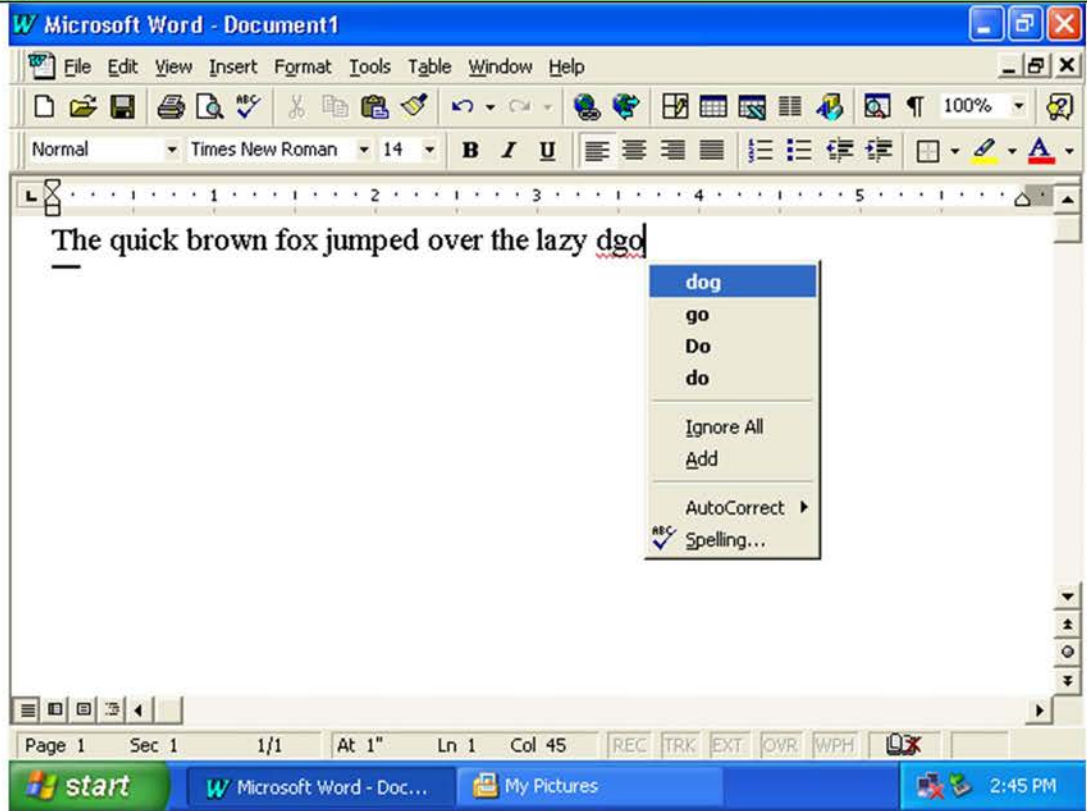
'843 Patent Claims	Disclosure
	 <p>The screenshot shows a Microsoft Word window titled "Microsoft Word - Document1". The menu bar includes File, Edit, View, Insert, Format, Tools, Table, Window, and Help. The ribbon shows the "Normal" style, Times New Roman font, size 14, and bold, italic, and underline options. The text in the document is "The quick brown fox jumped over the lazy dgo". A spelling correction dropdown menu is open over the word "dgo", listing "dog", "go", "Do", and "do". Other options include "Ignore All", "Add", "AutoCorrect", and "Spelling...". The status bar at the bottom shows "Page 1 Sec 1 1/1 At 1" Ln 1 Col 45". The Windows taskbar at the bottom shows the Start button, Microsoft Word, My Pictures, and the time 2:45 PM.</p> <p>Word 97.</p> <p>Word 97 further discloses:</p>

Exhibit C-31

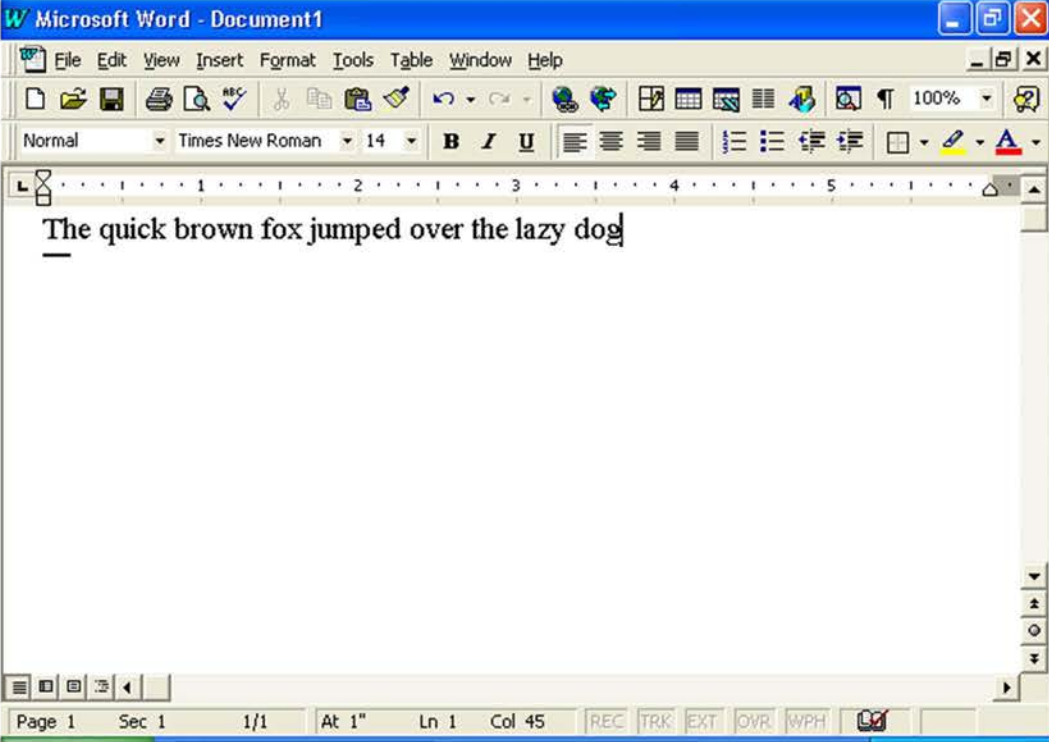
'843 Patent Claims	Disclosure
	 <p>Word 97.</p> <p>Word 97 further discloses:</p>

Exhibit C-31

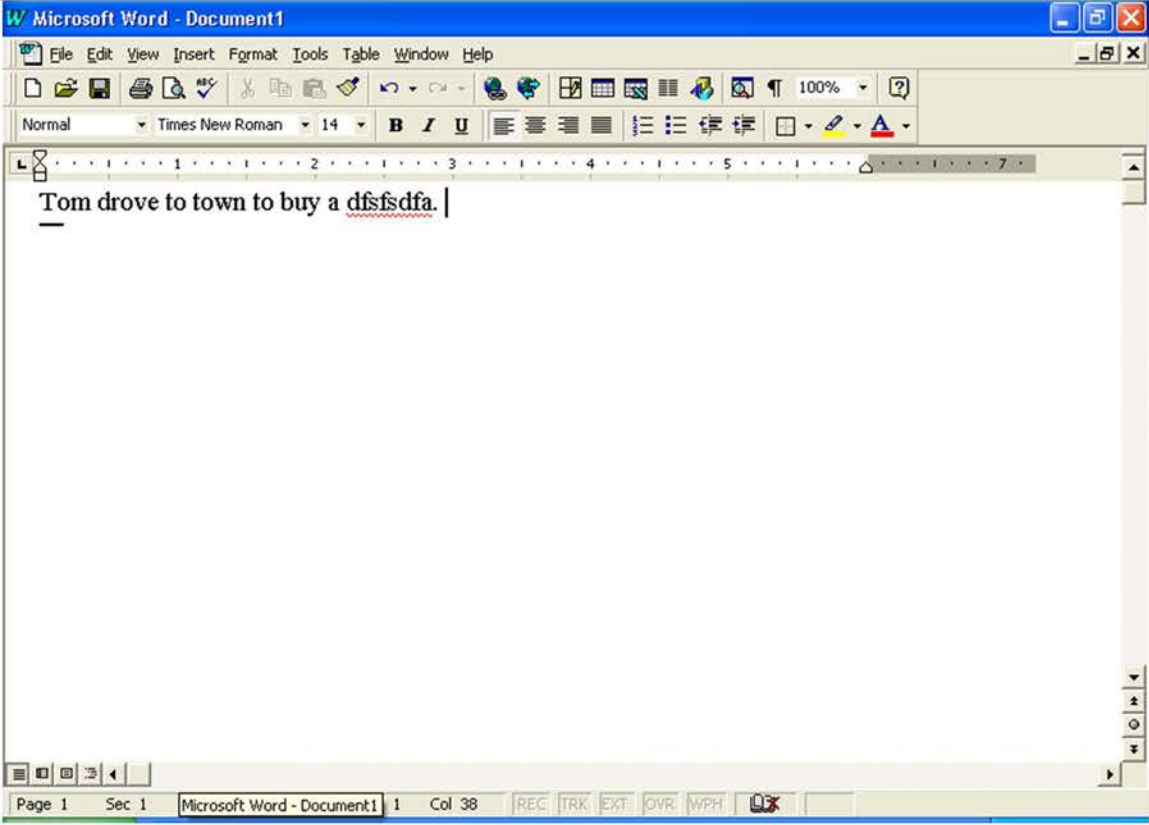
'843 Patent Claims	Disclosure
	 <p>Word 97.</p> <p>Word 97 further discloses:</p>

Exhibit C-31

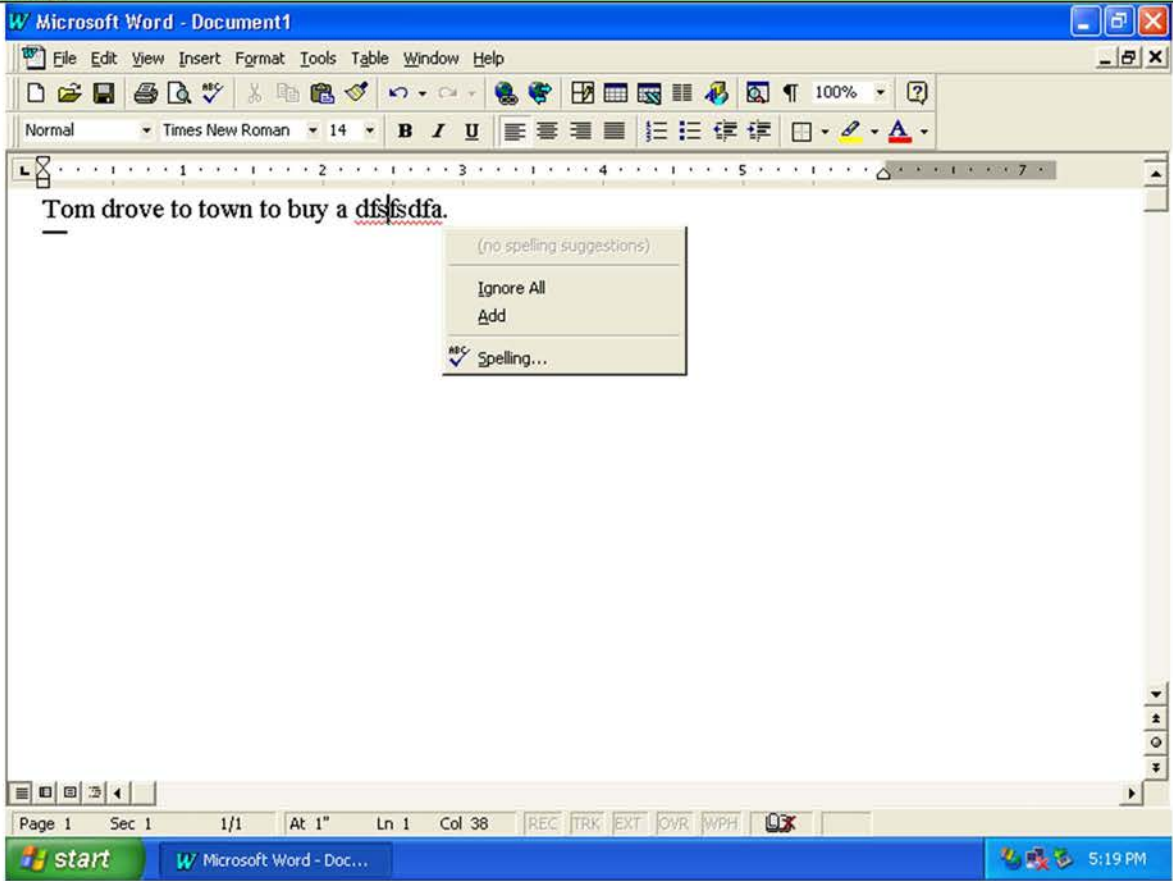
'843 Patent Claims	Disclosure
	 <p>The screenshot shows a Microsoft Word window titled "Microsoft Word - Document1". The menu bar includes File, Edit, View, Insert, Format, Tools, Table, Window, and Help. The ribbon shows the "Normal" style, Times New Roman font, size 14, and bold, italic, and underline options. The text in the document is "Tom drove to town to buy a dfsdfa." The word "dfsdfa" is underlined in red, indicating a spelling error. A context menu is open over the word, showing "(no spelling suggestions)", "Ignore All", "Add", and "Spelling..." (checked). The status bar at the bottom indicates "Page 1 Sec 1 1/1 At 1" Ln 1 Col 38". The Windows taskbar at the bottom shows the Start button, the Microsoft Word application, and the system tray with the time 5:19 PM.</p> <p>Word 97.</p> <p>Word further discloses:</p>

Exhibit C-31

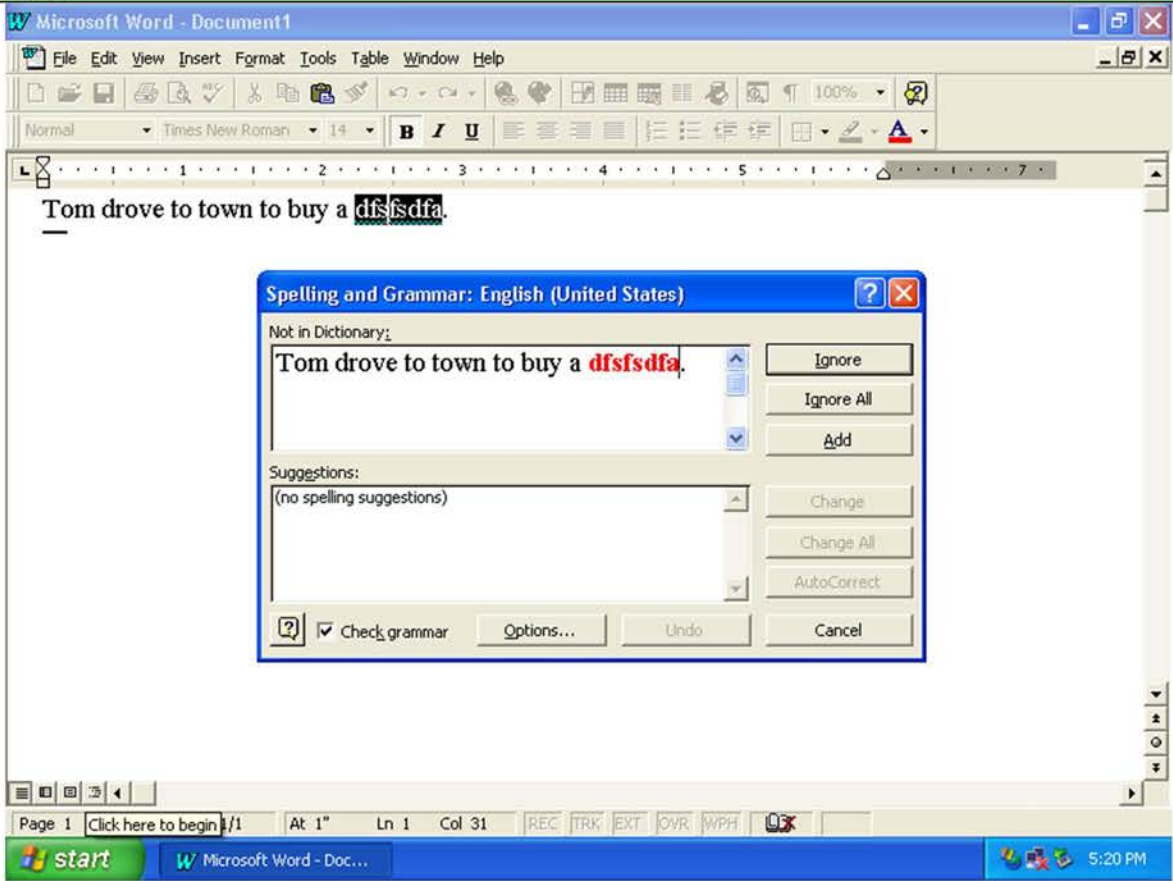
'843 Patent Claims	Disclosure
	 <p>The screenshot shows a Microsoft Word window titled "Microsoft Word - Document1". The menu bar includes File, Edit, View, Insert, Format, Tools, Table, Window, and Help. The ribbon shows the "Normal" style with font settings: Times New Roman, size 14, bold, italic, and underline. The text in the document is "Tom drove to town to buy a dfsfsdfa.", where "dfsfsdfa" is highlighted in red. A "Spelling and Grammar: English (United States)" dialog box is open, displaying "Not in Dictionary:" with the word "dfsfsdfa" and "Suggestions:" with "(no spelling suggestions)". Buttons include Ignore, Ignore All, Add, Change, Change All, AutoCorrect, Check grammar, Options..., Undo, and Cancel. The status bar at the bottom shows "Page 1", "Click here to begin", "At 1" Ln 1 Col 31", and a Windows taskbar with the "start" button and system tray showing "5:20 PM".</p> <p>Word 97.</p> <p>Word 97 further discloses:</p>

Exhibit C-31

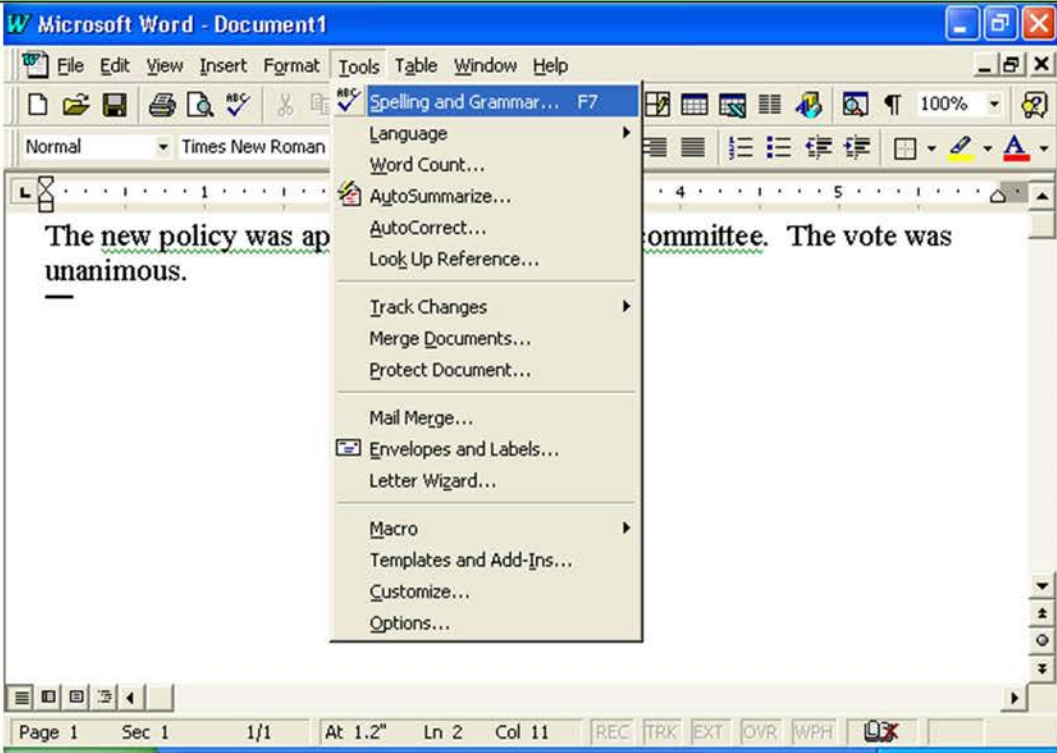
'843 Patent Claims	Disclosure
	 <p>Word 97.</p> <p>Word 97 further discloses:</p>

Exhibit C-31

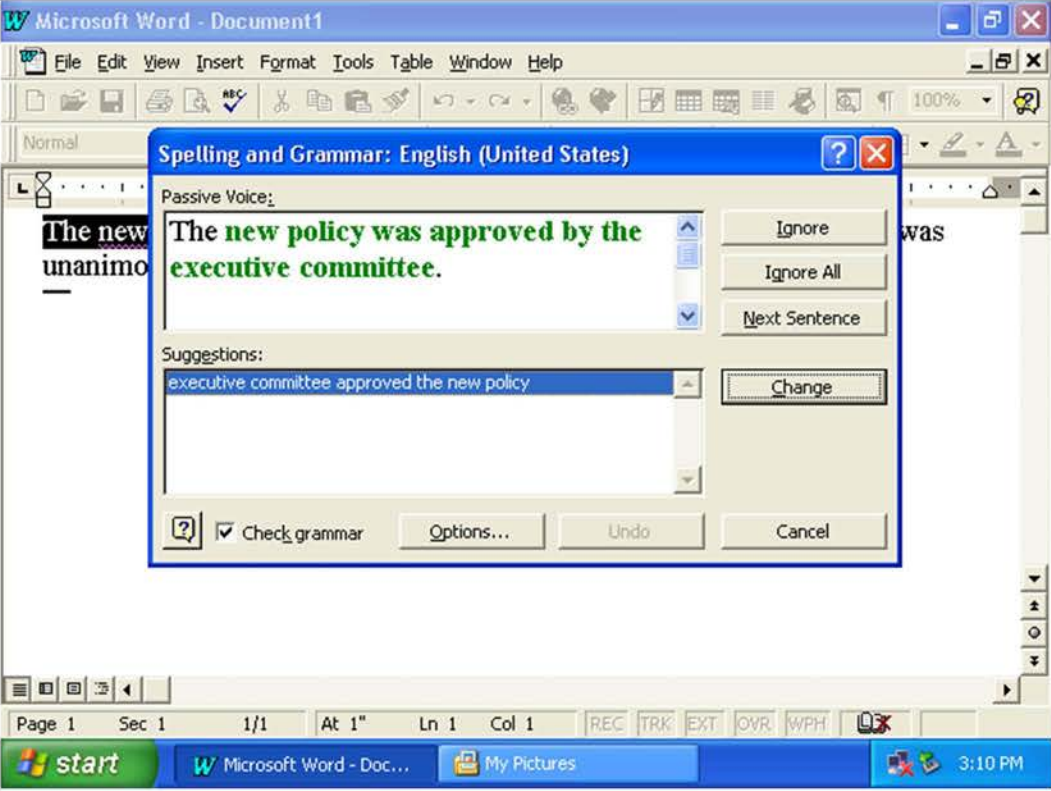
'843 Patent Claims	Disclosure
	 <p>Word 97.</p> <p>Word 97 further discloses:</p>

Exhibit C-31

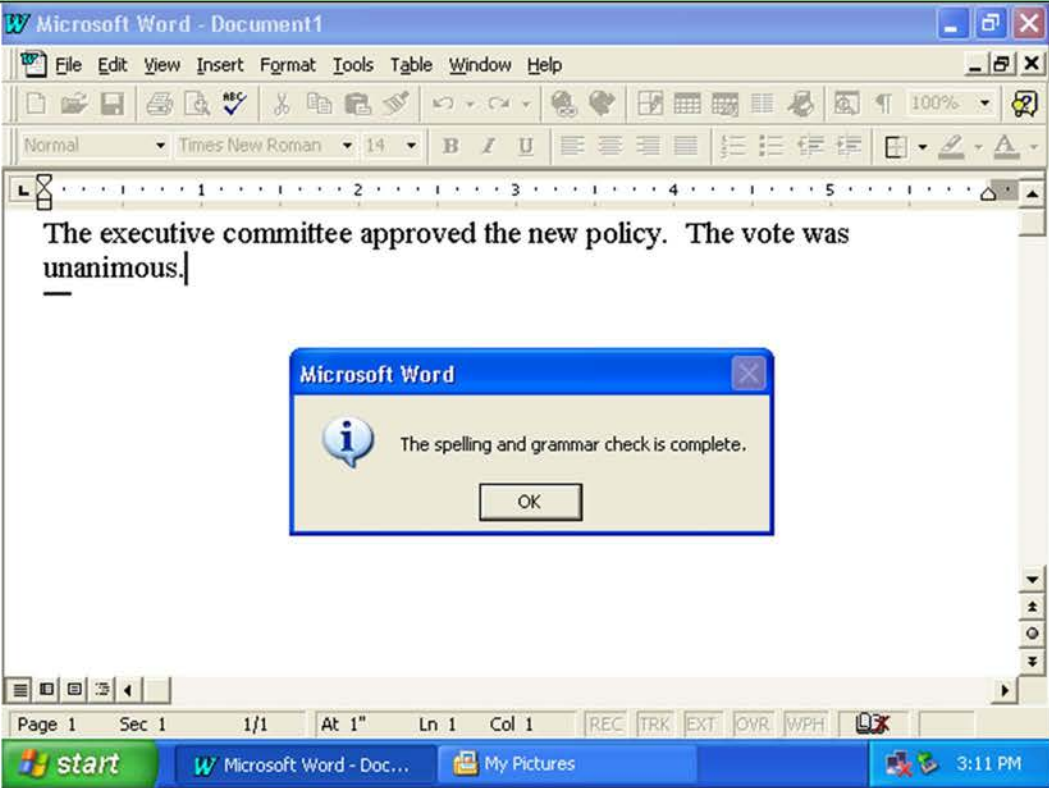
'843 Patent Claims	Disclosure
	 <p>Word 97.</p> <p>Word 97 further discloses:</p>

Exhibit C-31

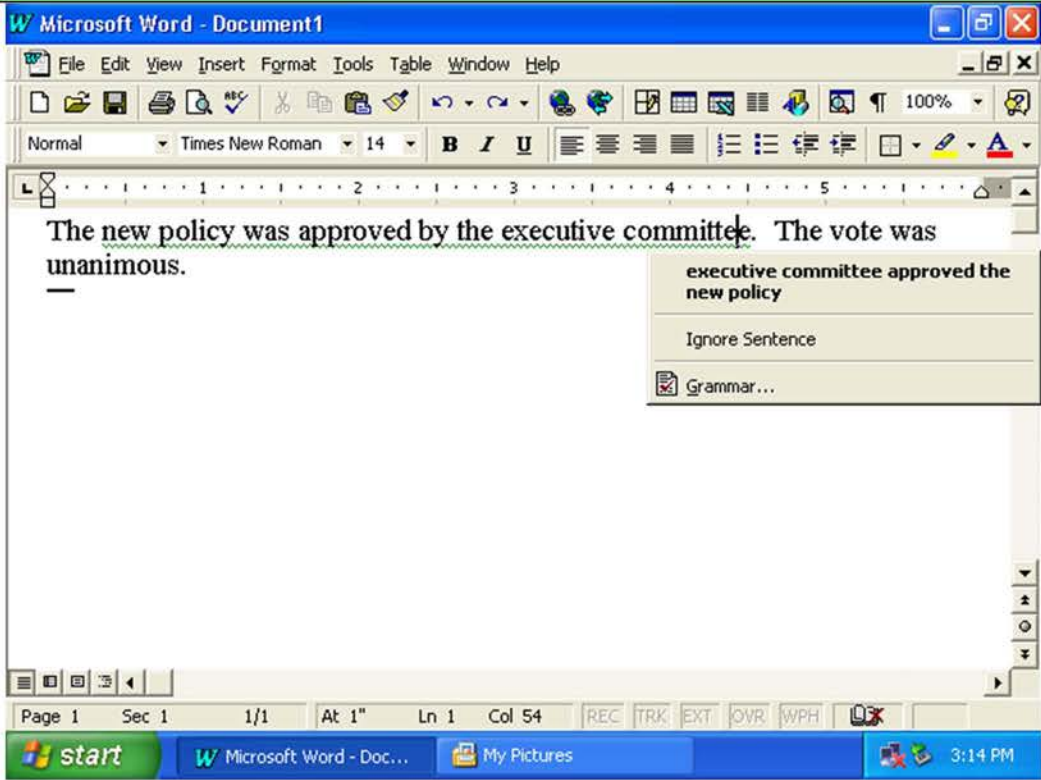
'843 Patent Claims	Disclosure
	 <p>The screenshot shows a Microsoft Word window titled "Microsoft Word - Document1". The menu bar includes File, Edit, View, Insert, Format, Tools, Table, Window, and Help. The ribbon shows the "Normal" style with "Times New Roman" font and size "14". The text in the document is "The new policy was approved by the executive committee. The vote was unanimous." A grammar check tooltip is visible over the period at the end of the first sentence, displaying the error "executive committee approved the new policy" and options to "Ignore Sentence" or "Grammar...". The status bar at the bottom indicates "Page 1 Sec 1 1/1 At 1" Ln 1 Col 54". The Windows taskbar at the bottom shows the Start button, the Word application, and the system tray with the time "3:14 PM".</p> <p>Word 97.</p> <p>Word 97 further discloses:</p>

Exhibit C-31

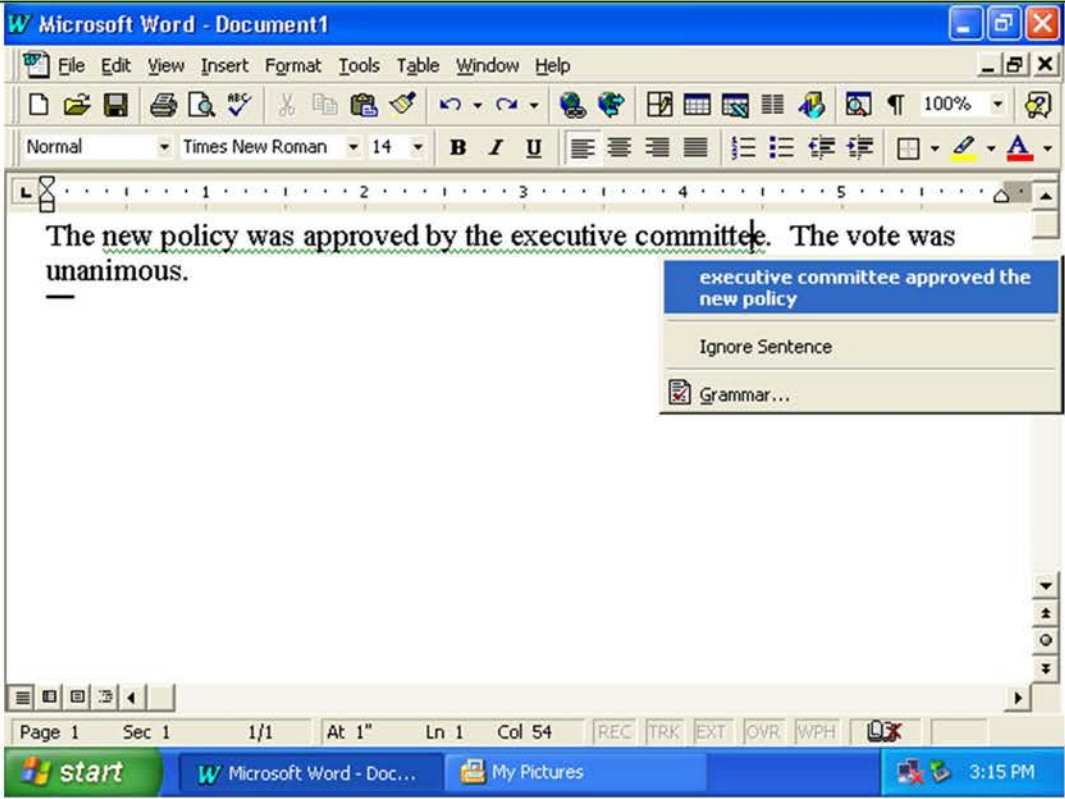
'843 Patent Claims	Disclosure
	 <p>The screenshot shows a Microsoft Word window titled "Microsoft Word - Document1". The menu bar includes File, Edit, View, Insert, Format, Tools, Table, Window, and Help. The ribbon shows the "Normal" style, Times New Roman font, size 14, and bold, italic, and underline options. The text in the document is "The new policy was approved by the executive committee. The vote was unanimous." A red squiggly line is under the word "committee". A context menu is open over the word "committee", showing the error "executive committee approved the new policy" and options "Ignore Sentence" and "Grammar...". The status bar at the bottom indicates "Page 1 Sec 1 1/1 At 1" Ln 1 Col 54". The Windows taskbar at the bottom shows the Start button, the Word window, and the My Pictures folder, with the time 3:15 PM.</p> <p>Word 97.</p> <p>Word 97 further discloses:</p>

Exhibit C-31

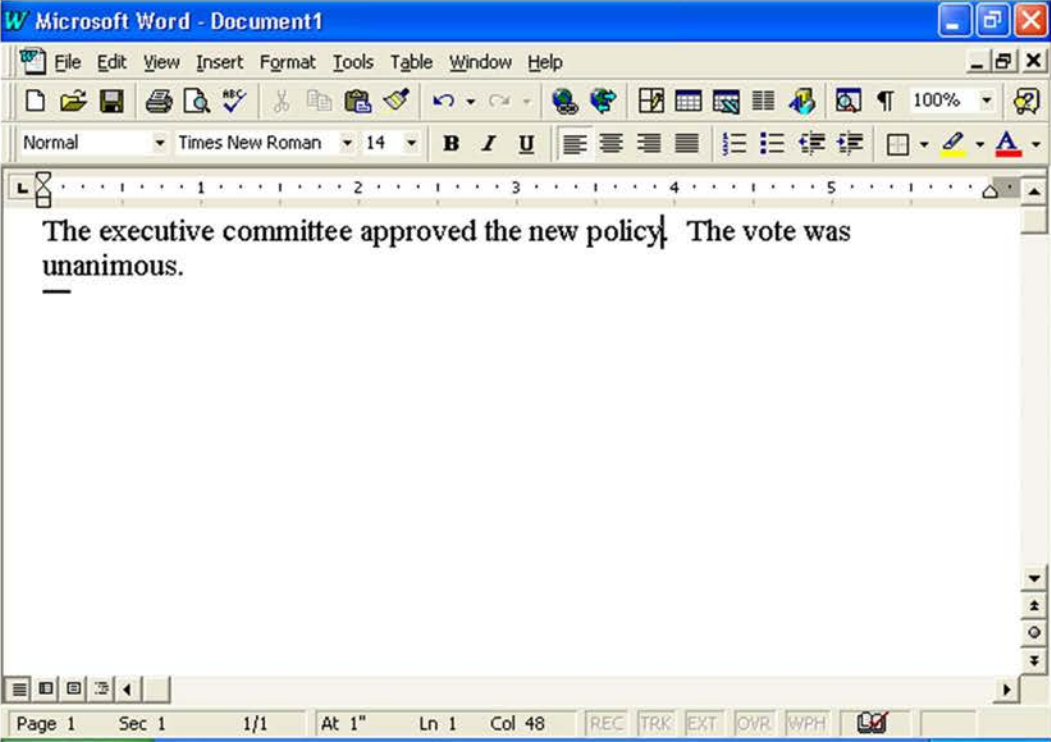
'843 Patent Claims	Disclosure
	 <p>The executive committee approved the new policy. The vote was unanimous.</p> <p>Word 97.</p> <p>Word 97 further discloses:</p>

Exhibit C-31

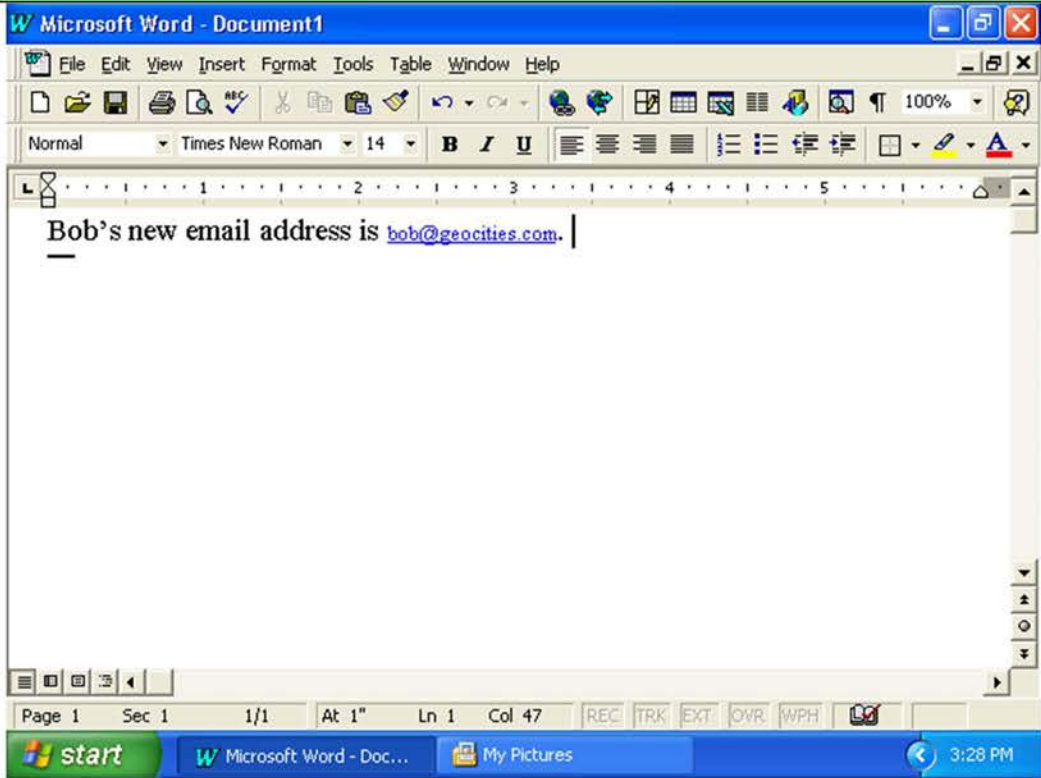
'843 Patent Claims	Disclosure
	 <p data-bbox="667 1075 800 1108">Word 97.</p> <p data-bbox="667 1149 1016 1182">Word 97 further discloses:</p>

Exhibit C-31

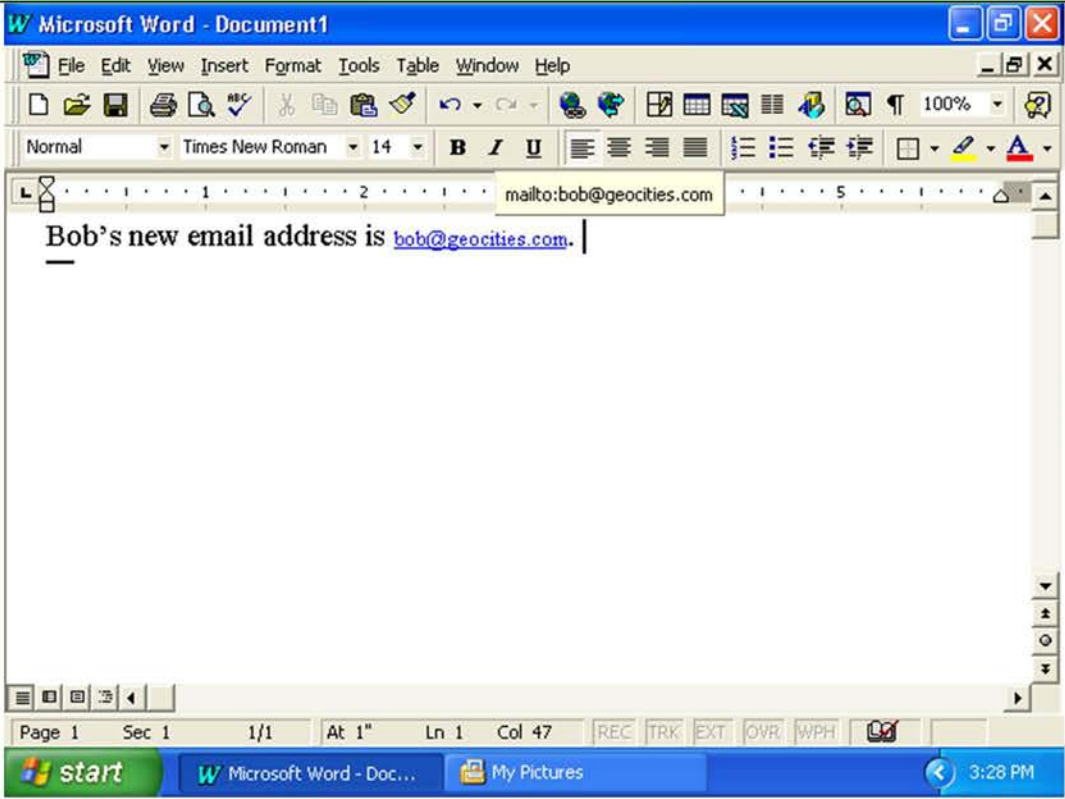
'843 Patent Claims	Disclosure
	 <p>The screenshot shows a Microsoft Word 97 window titled "Microsoft Word - Document1". The menu bar includes File, Edit, View, Insert, Format, Tools, Table, Window, and Help. The toolbar contains various icons for file operations and editing. The status bar at the bottom indicates "Page 1", "Sec 1", "1/1", "At 1\"", "Ln 1", "Col 47", and "3:28 PM". The main text area contains the sentence "Bob's new email address is bob@geocities.com." with a cursor at the end of the line.</p> <p>Word 97.</p> <p>Word 97 further discloses:</p>

Exhibit C-31

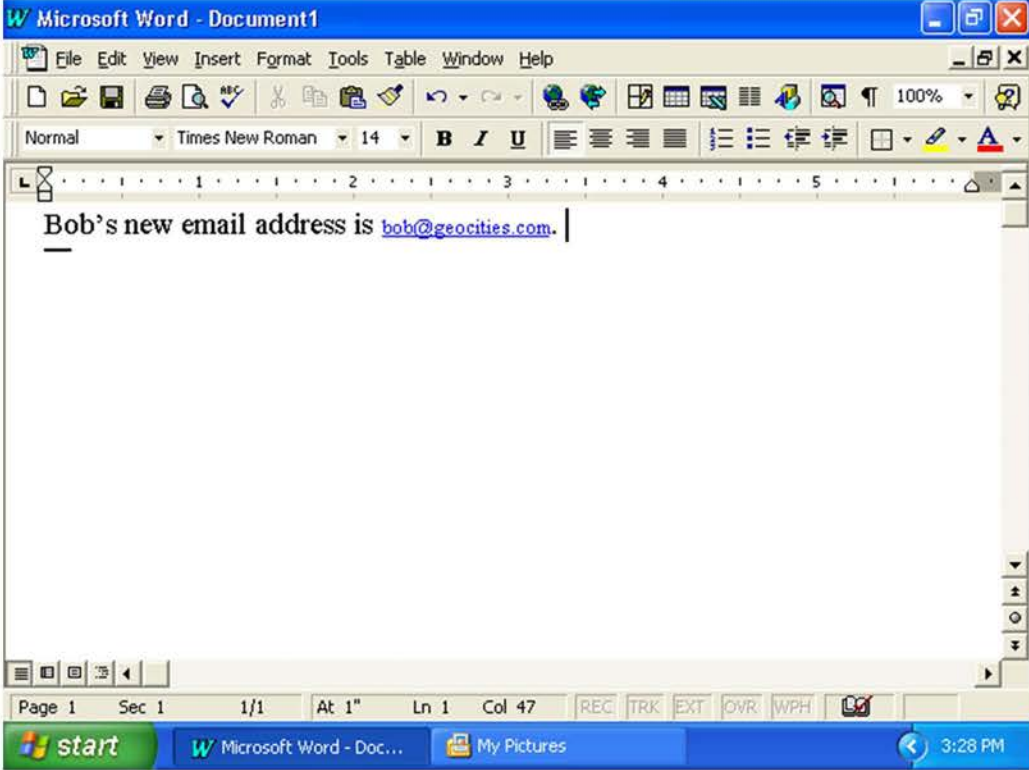
'843 Patent Claims	Disclosure
	 <p data-bbox="674 1034 800 1067">Word 97.</p> <p data-bbox="674 1108 1016 1141">Word 97 further discloses:</p>

Exhibit C-31

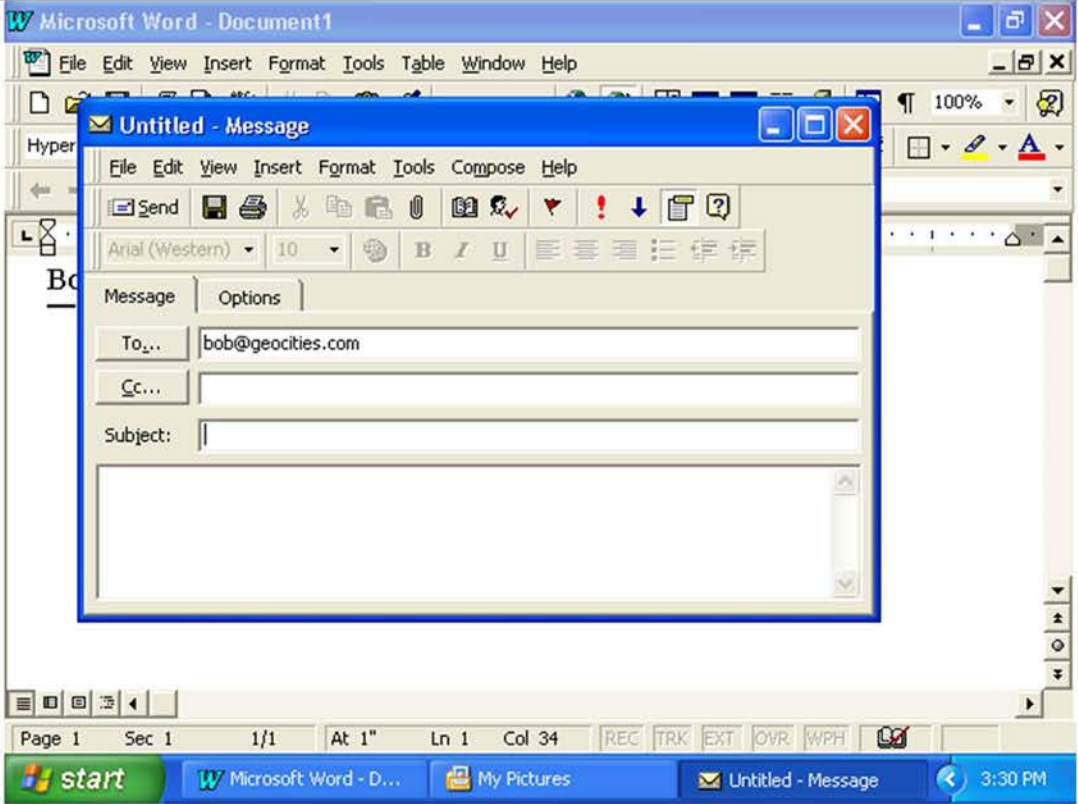
'843 Patent Claims	Disclosure
	 <p>The screenshot shows a Microsoft Word 97 window titled "Microsoft Word - Document1" with a menu bar (File, Edit, View, Insert, Format, Tools, Table, Window, Help) and a toolbar. An "Untitled - Message" window is open in the foreground, also with a menu bar (File, Edit, View, Insert, Format, Tools, Compose, Help) and a toolbar. The message window has fields for "To..." (bob@geocities.com), "Cc...", and "Subject:". The Word window's status bar at the bottom shows "Page 1 Sec 1 1/1 At 1" Ln 1 Col 34" and a taskbar with "start", "Microsoft Word - D...", "My Pictures", "Untitled - Message", and "3:30 PM".</p> <p>Word 97.</p> <p>Word 97 further discloses:</p>

Exhibit C-31

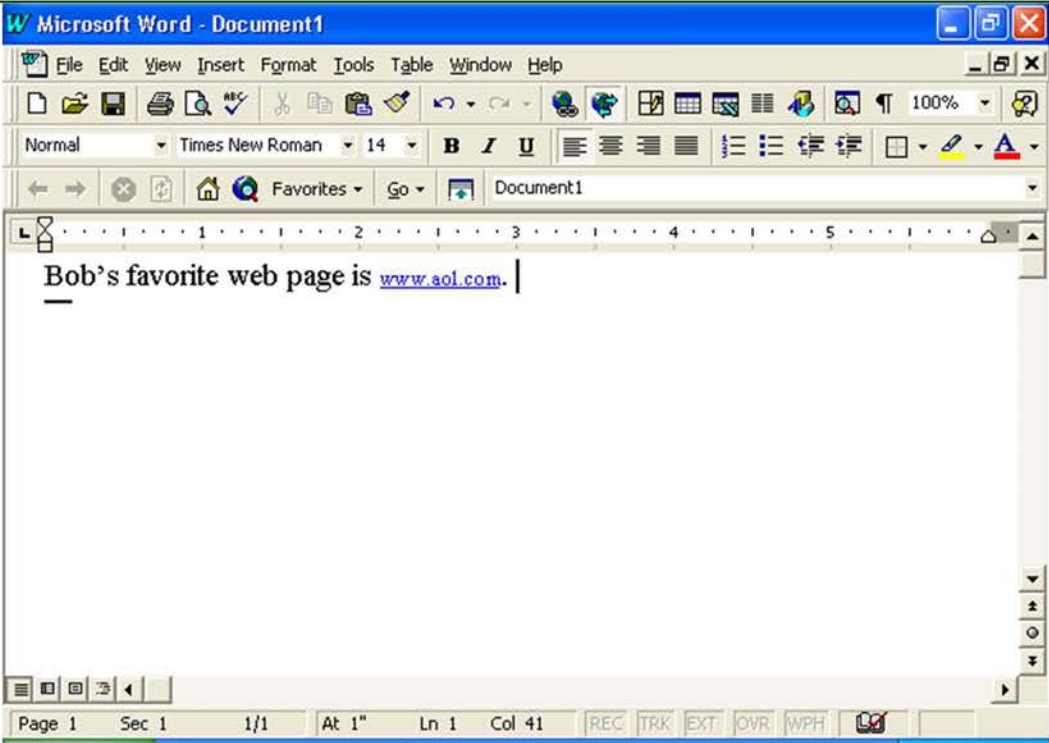
'843 Patent Claims	Disclosure
	 <p data-bbox="674 1004 800 1037">Word 97.</p> <p data-bbox="674 1078 1016 1111">Word 97 further discloses:</p>

Exhibit C-31

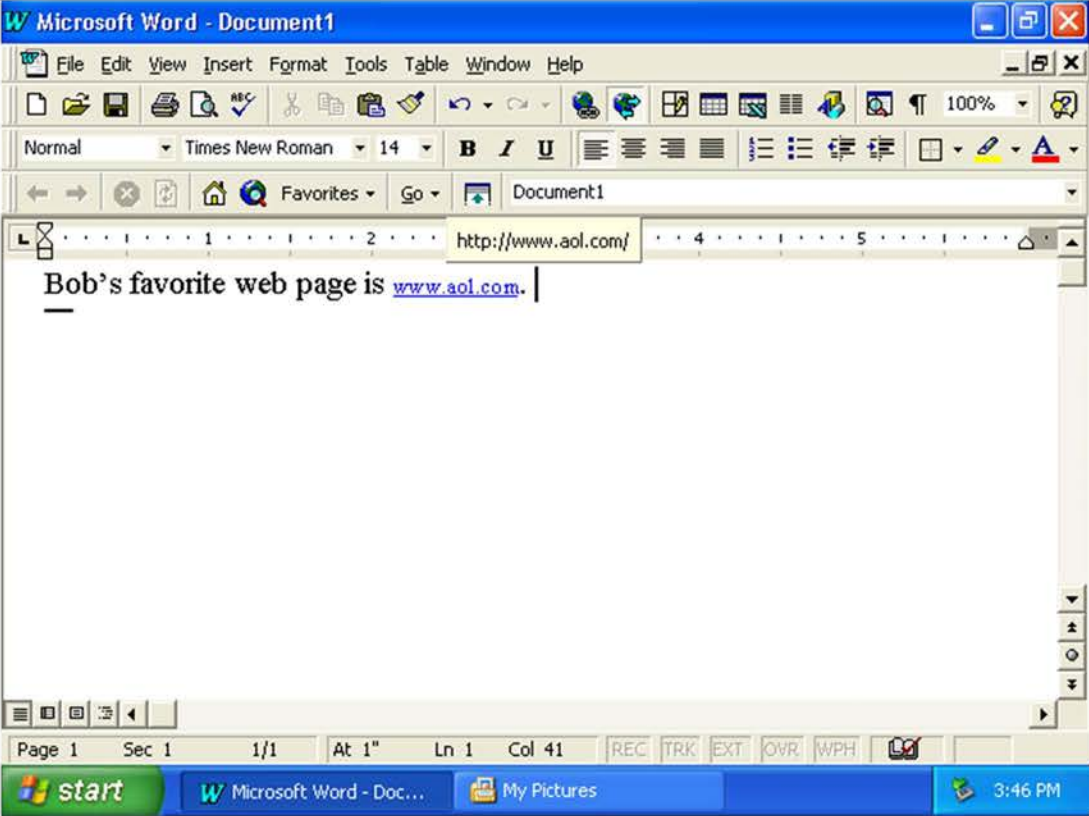
'843 Patent Claims	Disclosure
	 <p>Word 97.</p> <p>Word 97 further discloses:</p>

Exhibit C-31

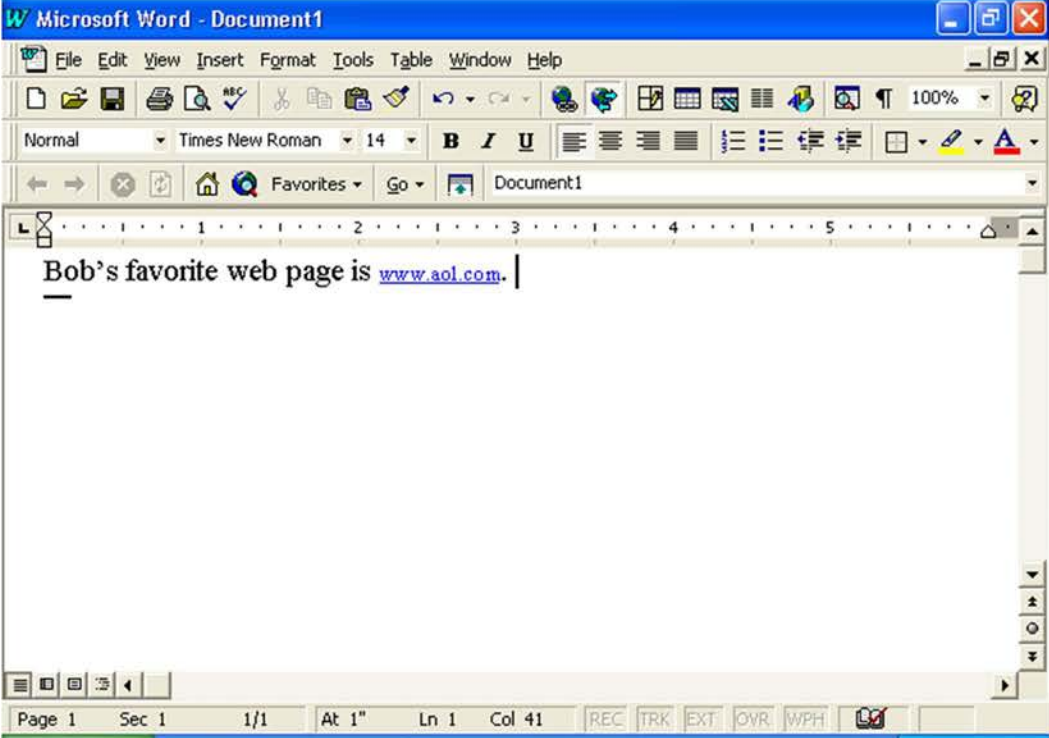
'843 Patent Claims	Disclosure
	 <p data-bbox="674 1047 800 1075">Word 97.</p> <p data-bbox="674 1120 1016 1148">Word 97 further discloses:</p>

Exhibit C-31

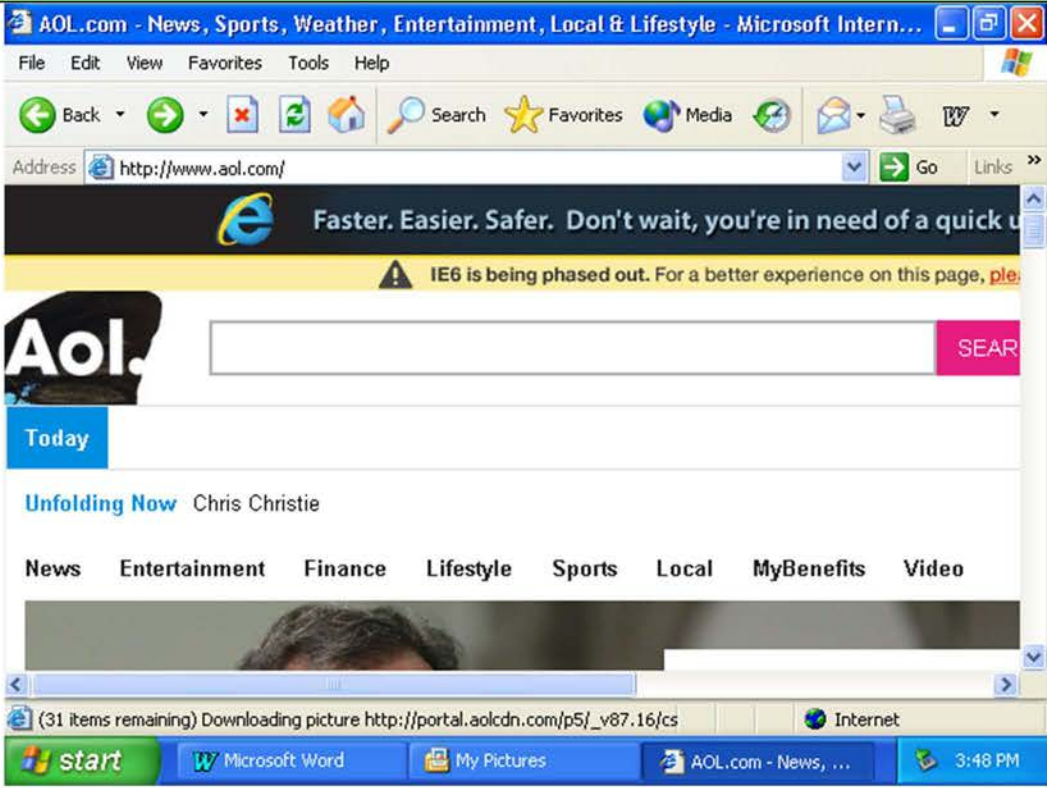
'843 Patent Claims	Disclosure
	 <p>Word 97.</p>
Claim 30	
At least one non-transitory computer readable medium according to claim 23, the instructions establishing processes comprising:	<i>See claim 23 above.</i>
providing a prompt for updating the information source to include the first information.	Word 97 discloses this element. For example, the following screenshots highlight aspects of Word 97 functionality that discloses

Exhibit C-31

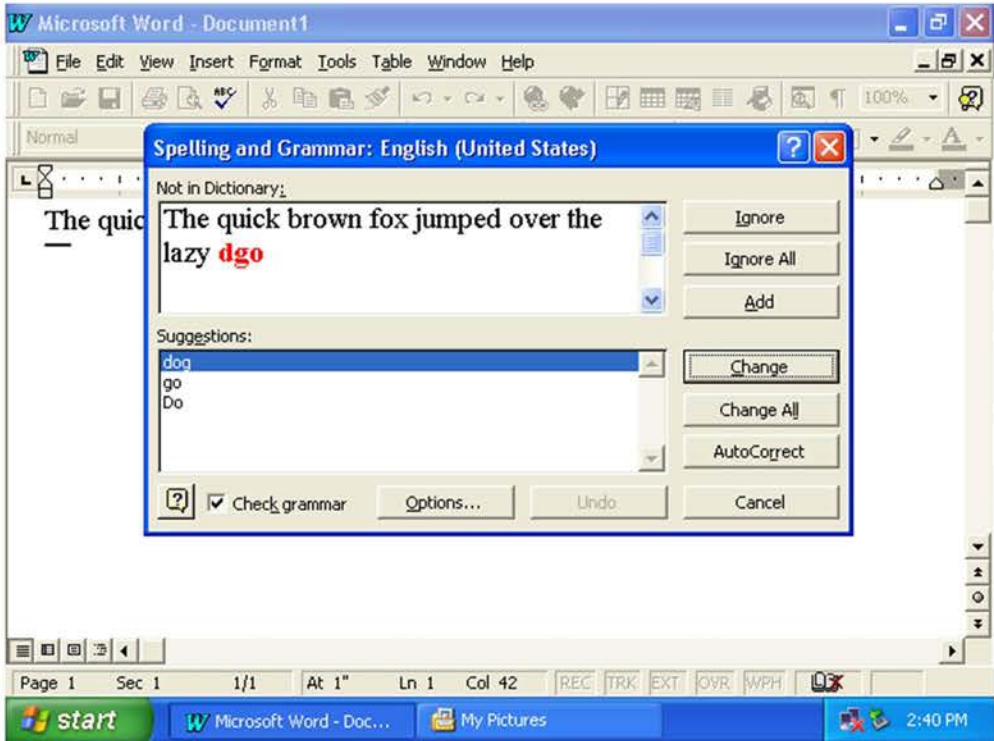
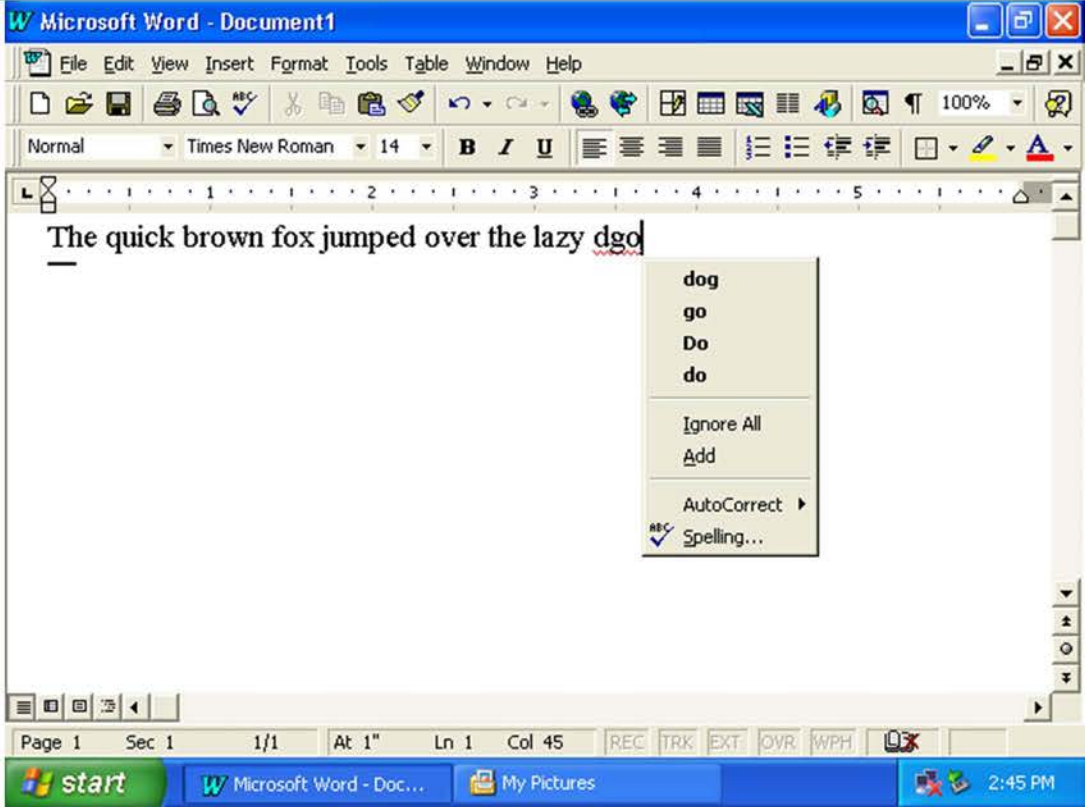
'843 Patent Claims	Disclosure
	<p>providing a prompt for updating the information source to include the first information. Specifically, Word 97 discloses:</p>  <p>Word 97.</p> <p>Word 97 further discloses:</p>

Exhibit C-31

'843 Patent Claims	Disclosure
	 <p>The screenshot shows the Microsoft Word 97 interface. The title bar reads "Microsoft Word - Document1". The menu bar includes File, Edit, View, Insert, Format, Tools, Table, Window, and Help. The toolbar contains various icons for file operations and editing. The status bar at the bottom indicates "Page 1 Sec 1 1/1 At 1" Ln 1 Col 45". The taskbar shows the Start button and open applications: Microsoft Word - Doc... and My Pictures. The time is 2:45 PM. The main document area contains the text "The quick brown fox jumped over the lazy dgo". A spelling correction dropdown menu is open over the word "dgo", listing "dog", "go", "Do", and "do" as suggestions. Below these are options for "Ignore All", "Add", "AutoCorrect", and "Spelling...".</p> <p>Word 97.</p>